

160 cc
MOTO MINI - FIM WORLD SERIES
Race 1 Resume ((5 laps, 5,0 km.))
Classification

		Rider	Nat	Team	Bike	Tyres	Cl.	Laps	Total Time	Gap	Kph	Best Lap		
												Lap	Time	Kph
1	33	Rentaro YOSHIMURA	JPN	MotoMini Japan	OHVALE		160	5	**3:41.369**	-	81.3	4	**43.362**	83.0
2	49	Hugo ROMERA	ESP	MotoMini Spain	OHVALE		160	5	**3:41.378**	+0.009	81.3	4	**43.300**	83.1
3	37	Al-Adam MIKAIL	MYS	MotoMini Malaysia	OHVALE		160	5	**3:41.476**	+0.107	81.3	4	**43.444**	82.9
4	48	Alejandro CASTILLA	ESP	MotoMini Spain	OHVALE		160	5	**3:41.711**	+0.342	81.2	5	**43.236**	83.3
5	57	Zaal FARHAND	USA	MotoMini USA	OHVALE		160	5	**3:42.388**	+1.019	80.9	4	**43.625**	82.5
6	13	Roman MASAR	SVK	MotoMini Austria	OHVALE		160	5	**3:44.662**	+3.293	80.1	2	**44.041**	81.7
7	34	Riku TANAKA	JPN	MotoMini Japan	OHVALE		160	5	**3:45.217**	+3.848	79.9	3	**43.975**	81.9
8	31	Enea BOBBIO	ITA	MotoMini Italy	OHVALE		160	5	**3:45.240**	+3.871	79.9	2	**43.807**	82.2
9	28	Muhammad ALI	INA	MotoMini Indonesia	OHVALE		160	5	**3:45.555**	+4.186	79.8	2	**44.046**	81.7
10	11	Huxley NOLAN	AUS	MotoMini Australia	OHVALE		160	5	**3:45.866**	+4.497	79.7	5	**44.137**	81.6
11	39	Sep VAN DER ZWART	NLD	MotoMini Netherlands	OHVALE		160	5	**3:46.121**	+4.752	79.6	5	**44.055**	81.7
12	22	Romeo FORAY	FRA	MotoMini France	OHVALE		160	5	**3:46.177**	+4.808	79.6	5	**43.877**	82.0
13	18	Chen SIHANG	CHN	MotoMini China	OHVALE		160	5	**3:46.757**	+5.388	79.4	3	**44.061**	81.7
14	23	Thomas NOURRY	FRA	MotoMini France	OHVALE		160	5	**3:46.969**	+5.600	79.3	5	**43.965**	81.9
15	38	Qaish ISYRAF	MYS	MotoMini Malaysia	OHVALE		160	5	**3:48.894**	+7.525	78.6	4	**44.142**	81.6
16	41	Evan RUITENBERG	NLD	MotoMini Netherlands	OHVALE		160	5	**3:49.040**	+7.671	78.6	5	**44.297**	81.3
17	21	Tadeusz FRUKACZ	POL	MotoMini Czech Republic	OHVALE		160	5	**3:49.219**	+7.850	78.5	5	**44.260**	81.3
18	25	Till TRINKS	DEU	MotoMini Germany	OHVALE		160	5	**3:49.606**	+8.237	78.4	5	**44.247**	81.4
19	58	Lambert SU	USA	MotoMini USA	OHVALE		160	5	**3:51.067**	+9.698	77.9	5	**44.192**	81.5
20	12	Austin ATTARD	AUS	MotoMini Australia	OHVALE		160	5	**3:51.853**	+10.484	77.6	4	**44.634**	80.7

Not classified:

	32	Michele CAIONI	ITA	MotoMini Italy	OHVALE		160							

Pole Position		A. MIKAIL		
Fastest Lap	Lap 5	Alejandro CASTILLA	**43.236**	83.3 Kph

Published at: .....

Track Status: **DRY**

Stewards:	**Timekeeper:**



160 cc
MOTO MINI - FIM WORLD SERIES
Race 1 Resume

Lap Chart

Nr	Pos	Grid	LAP 1	2	3	4	5
37	**1**	37	37	37	37	37	33
33	**2**	33	49	33	33	33	49
49	**3**	49	33	49	49	49	37
48	**4**	48	57	57	57	57	48
31	**5**	31	48	48	48	48	57
57	**6**	57	13	13	13	13	13
13	**7**	13	28	28	28	28	34
28	**8**	28	31	31	31	31	31
39	**9**	39	34	34	34	34	28
34	**10**	34	11	11	11	11	11
18	**11**	18	39	39	39	39	39
41	**12**	41	18	18	18	18	22
11	**13**	11	22	22	22	22	18
22	**14**	22	23	23	23	23	23
23	**15**	23	41	41	41	38	38
58	**16**	58	21	21	38	41	41
32	**17**	32	38	38	21	21	21
25	**18**	25	58	58	25	25	25
21	**19**	21	25	25	58	58	58
12	**20**	12	12	12	12	12	12
38	**21**	38					



160 cc
MOTO MINI - FIM WORLD SERIES
Race 1 Resume

Fastest Lap Sequence

Practice Time		Rider	Team	Bike	Class	Time	Kph	Lap
1:29.963	37	**Al-Adam MIKAIL**	MotoMini Malaysia	OHVALE	160	**43.544**	82.7	2
2:13.809	33	**Rentaro YOSHIMURA**	MotoMini Japan	OHVALE	160	**43.394**	83.0	3
2:14.204	49	**Hugo ROMERA**	MotoMini Spain	OHVALE	160	**43.373**	83.0	3
2:57.171	33	**Rentaro YOSHIMURA**	MotoMini Japan	OHVALE	160	**43.362**	83.0	4
2:57.504	49	**Hugo ROMERA**	MotoMini Spain	OHVALE	160	**43.300**	83.1	4
3:41.711	48	**Alejandro CASTILLA**	MotoMini Spain	OHVALE	160	**43.236**	83.3	5



160 cc
MOTO MINI - FIM WORLD SERIES
Race 1 Resume

Analysis by lap

Lapped

Lap 1

Nr	Lap Time	Gap
37	46.419	
49	46.684	0.265
33	46.805	0.386
57	47.128	0.709
48	47.208	0.789
13	48.017	1.598
28	48.150	1.731
31	48.541	2.122
34	48.853	2.434
11	48.938	2.519
39	49.426	3.007
18	49.813	3.394
22	49.939	3.520
23	50.356	3.937
41	50.811	4.392
21	51.081	4.662
38	51.344	4.925
58	51.712	5.293
25	52.037	5.618
12	52.611	6.192

Lap 2

Nr	Lap Time	Gap
37	43.544	
33	43.610	0.452
49	44.147	0.868
57	43.958	1.123
48	43.887	1.132
13	44.041	2.095
28	44.046	2.233
31	43.807	2.385
34	44.030	2.920
11	44.265	3.240
39	44.382	3.845
18	44.223	4.073
22	44.225	4.201
23	44.234	4.627
41	44.786	5.634
21	44.972	6.090
38	44.750	6.131
58	44.699	6.448
25	44.608	6.682
12	45.010	7.658

Lap 3

Nr	Lap Time	Gap
37	43.577	
33	43.394	0.269
49	43.373	0.664
57	43.754	1.300
48	43.836	1.391
13	44.187	2.705
28	44.120	2.776
31	44.156	2.964
34	43.975	3.318
11	44.252	3.915
39	44.165	4.433
18	44.061	4.557
22	44.039	4.663
23	44.070	5.120
41	44.458	6.515
38	44.437	6.991
21	44.642	7.155
25	44.250	7.355
58	44.598	7.469
12	44.936	9.017

Lap 4

Nr	Lap Time	Gap
37	43.444	
33	43.362	0.187
49	43.300	0.520
57	43.625	1.481
48	43.544	1.491
13	44.159	3.420
28	44.115	3.447
31	44.139	3.659
34	44.042	3.916
11	44.274	4.745
39	44.093	5.082
18	44.176	5.289
22	44.097	5.316
23	44.344	6.020
38	44.142	7.689
41	44.688	7.759
21	44.264	7.975
25	44.464	8.375
58	45.866	9.891
12	44.634	10.207

Lap 5

Nr	Lap Time	Gap
33	44.198	
49	43.874	0.009
37	44.492	0.107
48	43.236	0.342
57	43.923	1.019
13	44.258	3.293
34	44.317	3.848
31	44.597	3.871
28	45.124	4.186
11	44.137	4.497
39	44.055	4.752
22	43.877	4.808
18	44.484	5.388
23	43.965	5.600
38	44.221	7.525
41	44.297	7.671
21	44.260	7.850
25	44.247	8.237
58	44.192	9.698
12	44.662	10.484



160 cc
MOTO MINI - FIM WORLD SERIES
Race 1 Resume

Analysis

Personal Best | Session Best | **B** Crossing the finish line in pit lane

11 Huxley NOLAN — AUS
MotoMini Australia — OHVALE

Lap	Time	Sector 1	Sector 2	Sector 3	Kph	Elapsed
1	48.938				73.6	48.938
2	44.265				81.3	1:33.203
3	44.252				81.4	2:17.455
4	44.274				81.3	3:01.729
5	44.137				81.6	3:45.866

12 Austin ATTARD — AUS
MotoMini Australia — OHVALE

Lap	Time	Sector 1	Sector 2	Sector 3	Kph	Elapsed
1	52.611				68.4	52.611
2	45.010				80.0	1:37.621
3	44.936				80.1	2:22.557
4	44.634				80.7	3:07.191
5	44.662				80.6	3:51.853

13 Roman MASAR — SVK
MotoMini Austria — OHVALE

Lap	Time	Sector 1	Sector 2	Sector 3	Kph	Elapsed
1	48.017				75.0	48.017
2	44.041				81.7	1:32.058
3	44.187				81.5	2:16.245
4	44.159				81.5	3:00.404
5	44.258				81.3	3:44.662

18 Chen SIHANG — CHN
MotoMini China — OHVALE

Lap	Time	Sector 1	Sector 2	Sector 3	Kph	Elapsed
1	49.813				72.3	49.813
2	44.223				81.4	1:34.036
3	44.061				81.7	2:18.097
4	44.176				81.5	3:02.273
5	44.484				80.9	3:46.757

21 Tadeusz FRUKACZ — POL
MotoMini Czech Republic — OHVALE

Lap	Time	Sector 1	Sector 2	Sector 3	Kph	Elapsed
1	51.081				70.5	51.081
2	44.972				80.0	1:36.053
3	44.642				80.6	2:20.695
4	44.264				81.3	3:04.959
5	44.260				81.3	3:49.219

22 Romeo FORAY — FRA
MotoMini France — OHVALE

Lap	Time	Sector 1	Sector 2	Sector 3	Kph	Elapsed
1	49.939				72.1	49.939
2	44.225				81.4	1:34.164
3	44.039				81.7	2:18.203
4	44.097				81.6	3:02.300
5	43.877				82.0	3:46.177

23 Thomas NOURRY — FRA
MotoMini France — OHVALE

Lap	Time	Sector 1	Sector 2	Sector 3	Kph	Elapsed
1	50.356				71.5	50.356
2	44.234				81.4	1:34.590
3	44.070				81.7	2:18.660
4	44.344				81.2	3:03.004
5	43.965				81.9	3:46.969

25 Till TRINKS — DEU
MotoMini Germany — OHVALE

Lap	Time	Sector 1	Sector 2	Sector 3	Kph	Elapsed
1	52.037				69.2	52.037
2	44.608				80.7	1:36.645
3	44.250				81.4	2:20.895
4	44.464				81.0	3:05.359
5	44.247				81.4	3:49.606

28 Muhammad ALI — INA
MotoMini Indonesia — OHVALE

Lap	Time	Sector 1	Sector 2	Sector 3	Kph	Elapsed
1	48.150				74.8	48.150
2	44.046				81.7	1:32.196
3	44.120				81.6	2:16.316
4	44.115				81.6	3:00.431
5	45.124				79.8	3:45.555

31 Enea BOBBIO — ITA
MotoMini Italy — OHVALE

Lap	Time	Sector 1	Sector 2	Sector 3	Kph	Elapsed
1	48.541				74.2	48.541
2	43.807				82.2	1:32.348
3	44.156				81.5	2:16.504
4	44.139				81.6	3:00.643
5	44.597				80.7	3:45.240

33 Rentaro YOSHIMURA — JPN
MotoMini Japan — OHVALE

Lap	Time	Sector 1	Sector 2	Sector 3	Kph	Elapsed
1	46.805				76.9	46.805
2	43.610				82.5	1:30.415
3	43.394				83.0	2:13.809
4	43.362				83.0	2:57.171
5	44.198				81.5	3:41.369

34 Riku TANAKA — JPN
MotoMini Japan — OHVALE

Lap	Time	Sector 1	Sector 2	Sector 3	Kph	Elapsed
1	48.853				73.7	48.853
2	44.030				81.8	1:32.883
3	43.975				81.9	2:16.858
4	44.042				81.7	3:00.900
5	44.317				81.2	3:45.217

37 Al-Adam MIKAIL — MYS
MotoMini Malaysia — OHVALE

Lap	Time	Sector 1	Sector 2	Sector 3	Kph	Elapsed
1	46.419				77.6	46.419
2	43.544				82.7	1:29.963
3	43.577				82.6	2:13.540
4	43.444				82.9	2:56.984
5	44.492				80.9	3:41.476

38 Qaish ISYRAF — MYS
MotoMini Malaysia — OHVALE

Lap	Time	Sector 1	Sector 2	Sector 3	Kph	Elapsed
1	51.344				70.1	51.344
2	44.750				80.4	1:36.094
3	44.437				81.0	2:20.531
4	44.142				81.6	3:04.673
5	44.221				81.4	3:48.894



160 cc
MOTO MINI - FIM WORLD SERIES
Race 1 Resume

Analysis

Personal Best | Session Best | **B** Crossing the finish line in pit lane

39 Sep VAN DER ZWART — NLD
MotoMini Netherlands — OHVALE

Lap	Time	Sector 1	Sector 2	Sector 3	Kph	Elapsed
1	49.426				72.8	49.426
2	44.382				81.1	1:33.808
3	44.165				81.5	2:17.973
4	44.093				81.6	3:02.066
5	44.055				81.7	3:46.121

41 Evan RUITENBERG — NLD
MotoMini Netherlands — OHVALE

Lap	Time	Sector 1	Sector 2	Sector 3	Kph	Elapsed
1	50.811				70.9	50.811
2	44.786				80.4	1:35.597
3	44.458				81.0	2:20.055
4	44.688				80.6	3:04.743
5	44.297				81.3	3:49.040

48 Alejandro CASTILLA — ESP
MotoMini Spain — OHVALE

Lap	Time	Sector 1	Sector 2	Sector 3	Kph	Elapsed
1	47.208				76.3	47.208
2	43.887				82.0	1:31.095
3	43.836				82.1	2:14.931
4	43.544				82.7	2:58.475
5	43.236				83.3	3:41.711

49 Hugo ROMERA — ESP
MotoMini Spain — OHVALE

Lap	Time	Sector 1	Sector 2	Sector 3	Kph	Elapsed
1	46.684				77.1	46.684
2	44.147				81.5	1:30.831
3	43.373				83.0	2:14.204
4	43.300				83.1	2:57.504
5	43.874				82.1	3:41.378

57 Zaal FARHAND — USA
MotoMini USA — OHVALE

Lap	Time	Sector 1	Sector 2	Sector 3	Kph	Elapsed
1	47.128				76.4	47.128
2	43.958				81.9	1:31.086
3	43.754				82.3	2:14.840
4	43.625				82.5	2:58.465
5	43.923				82.0	3:42.388

58 Lambert SU — USA
MotoMini USA — OHVALE

Lap	Time	Sector 1	Sector 2	Sector 3	Kph	Elapsed
1	51.712				69.6	51.712
2	44.699				80.5	1:36.411
3	44.598				80.7	2:21.009
4	45.866				78.5	3:06.875
5	44.192				81.5	3:51.067

MOTO MINI - FIM WORLD SERIES

160 cc

Race 1 Resume

Weather Report

Air Temperature

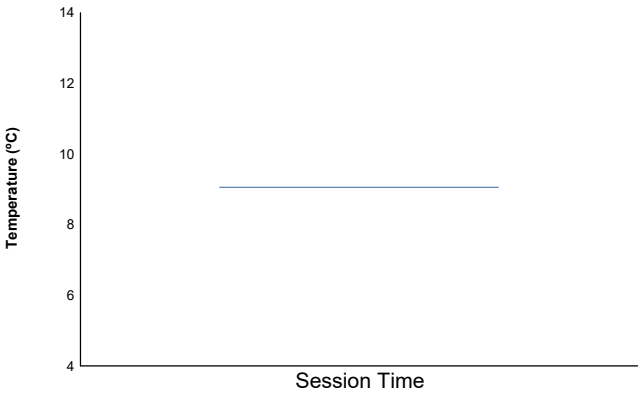

Track Temperature

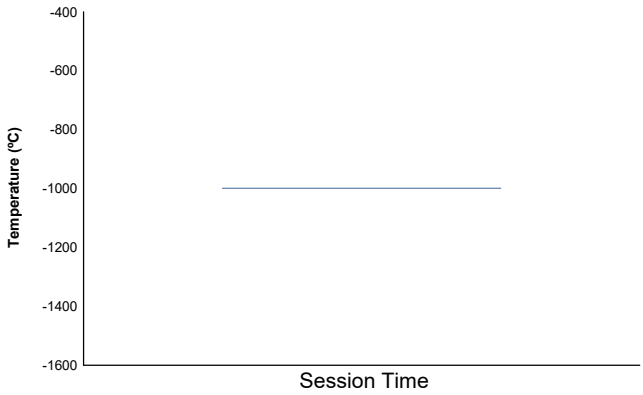

Humidity

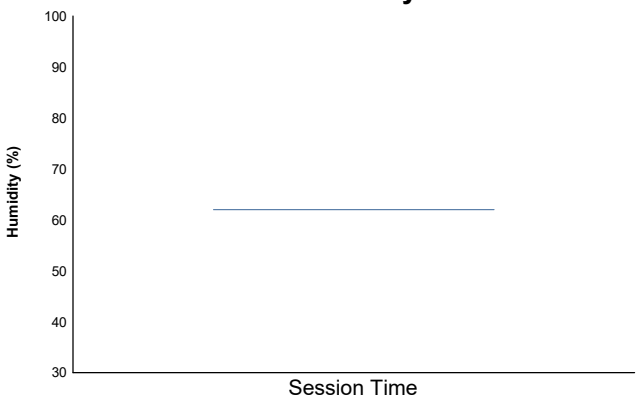

Pressure

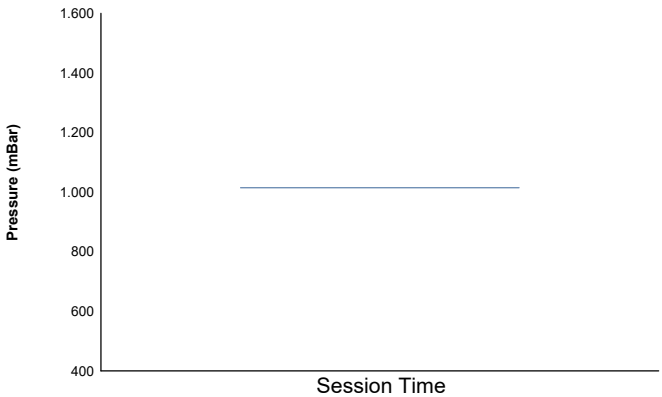

Wind Speed

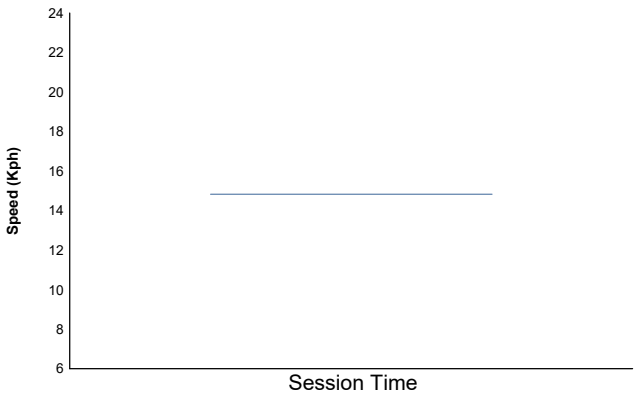

Wind direction

North = 0º/360º Est = 90º South = 180º West= 270º

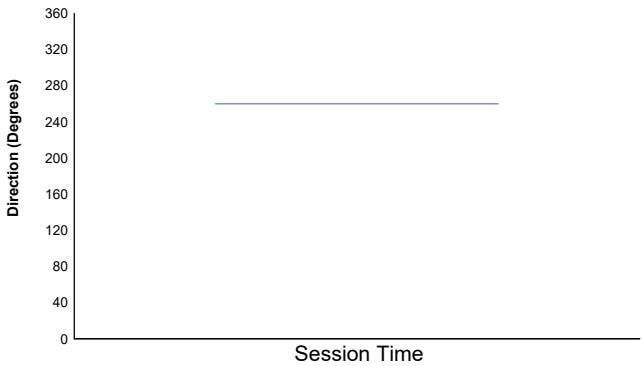

Track Status: **DRY**



160 cc
MOTO MINI - FIM WORLD SERIES
Race 1 Resume ((5 laps, 5,0 km.))
Starting Grid

21 T. FRUKACZ 19	12 A. ATTARD 20	38 Q. ISYRAF 21
58 L. SU 16	32 M. CAIONI 17	25 T. TRINKS 18
11 H. NOLAN 13	22 R. FORAY 14	23 T. NOURRY 15
34 R. TANAKA 10	18 C. SIHANG 11	41 E. RUITENBERG 12
13 R. MASAR 7	28 M. ALI 8	39 S. VAN DER ZWART 9
48 A. CASTILLA 4	31 E. BOBBIO 5	57 Z. FARHAND 6
37 A. MIKAIL 1	33 R. YOSHIMURA 2	49 H. ROMERA 3

Race Director:	Timekeeper:



160 cc
MOTO MINI - FIM WORLD SERIES
Race 2 ((14 laps, 14,0 km.))
Classification

		Rider	Nat	Team	Bike	Tyres	Cl.	Laps	Total Time	Gap	Kph	Best Lap		
												Lap	Time	Kph
1	33	Rentaro YOSHIMURA	JPN	MotoMini Japan	OHVALE		160	14	**10:15.402**	-	81.9	12	**43.377**	83.0
2	49	Hugo ROMERA	ESP	MotoMini Spain	OHVALE		160	14	**10:15.963**	+0.561	81.8	7	**43.362**	83.0
3	48	Alejandro CASTILLA	ESP	MotoMini Spain	OHVALE		160	14	**10:16.001**	+0.599	81.8	9	**43.536**	82.7
4	37	Al-Adam MIKAIL	MYS	MotoMini Malaysia	OHVALE		160	14	**10:16.226**	+0.824	81.8	5	**43.443**	82.9
5	38	Qaish ISYRAF	MYS	MotoMini Malaysia	OHVALE		160	14	**10:20.071**	+4.669	81.3	8	**43.780**	82.2
6	57	Zaal FARHAND	USA	MotoMini USA	OHVALE		160	14	**10:20.129**	+4.727	81.3	5	**43.685**	82.4
7	31	Enea BOBBIO	ITA	MotoMini Italy	OHVALE		160	14	**10:20.194**	+4.792	81.3	2	**43.791**	82.2
8	28	Muhammad ALI	INA	MotoMini Indonesia	OHVALE		160	14	**10:21.110**	+5.708	81.1	14	**43.835**	82.1
9	13	Roman MASAR	SVK	MotoMini Austria	OHVALE		160	14	**10:21.126**	+5.724	81.1	6	**43.809**	82.2
10	46	Tiago TOMÉ	PRT	MotoMini Portugal	OHVALE		160	14	**10:21.756**	+6.354	81.1	12	**43.881**	82.0
11	18	Chen SIHANG	CHN	MotoMini China	OHVALE		160	14	**10:21.813**	+6.411	81.1	14	**43.846**	82.1
12	32	Michele CAIONI	ITA	MotoMini Italy	OHVALE		160	14	**10:22.172**	+6.770	81.0	12	**43.664**	82.4
13	23	Thomas NOURRY	FRA	MotoMini France	OHVALE		160	14	**10:24.446**	+9.044	80.7	7	**43.870**	82.1
14	39	Sep VAN DER ZWART	NLD	MotoMini Netherlands	OHVALE		160	14	**10:24.717**	+9.315	80.7	7	**43.830**	82.1
15	11	Huxley NOLAN	AUS	MotoMini Australia	OHVALE		160	14	**10:28.314**	+12.912	80.2	5	**44.117**	81.6
16	41	Evan RUITENBERG	NLD	MotoMini Netherlands	OHVALE		160	14	**10:28.490**	+13.088	80.2	5	**44.157**	81.5
17	58	Lambert SU	USA	MotoMini USA	OHVALE		160	14	**10:28.644**	+13.242	80.2	4	**44.020**	81.8
18	21	Tadeusz FRUKACZ	POL	MotoMini Czech Republic	OHVALE		160	14	**10:29.342**	+13.940	80.1	3	**44.121**	81.6
19	12	Austin ATTARD	AUS	MotoMini Australia	OHVALE		160	14	**10:32.053**	+16.651	79.7	3	**44.243**	81.4
20	25	Till TRINKS	DEU	MotoMini Germany	OHVALE		160	14	**10:33.838**	+18.436	79.5	13	**43.855**	82.1
21	47	Simão VIEGAS	PRT	MotoMini Portugal	OHVALE		160	14	**10:34.163**	+18.761	79.5	13	**44.362**	81.2
22	34	Riku TANAKA	JPN	MotoMini Japan	OHVALE		160	14	**10:45.035**	+29.633	78.1	7	**44.019**	81.8

Not classified:

	22	Romeo FORAY	FRA	MotoMini France	OHVALE		160	8	**7:59.663**			6	**43.701**	82.4

Pole Position		H. ROMERA	**43.460**	82.8 Kph
Fastest Lap	Lap 7	Hugo ROMERA	**43.362**	83.0 Kph

Published at: .....

Track Status: **DRY**

Stewards:	**Timekeeper:**



160 cc
MOTO MINI - FIM WORLD SERIES
Race 2

Lap Chart

Nr	Pos	Grid	LAP 1	2	3	4	5	6	7	8	9	10	11	12	13	14
49	**1**	49	49	49	37	37	37	37	37	37	37	37	37	37	37	33
33	**2**	33	33	33	33	33	33	33	33	33	33	33	33	33	33	49
37	**3**	37	37	37	49	49	49	49	49	49	49	49	49	49	49	48
48	**4**	48	48	48	48	48	48	48	48	48	48	48	48	48	48	37
31	**5**	31	57	57	57	57	57	57	57	57	57	57	57	57	57	38
46	**6**	46	31	31	31	31	31	31	31	31	31	31	31	38	38	57
57	**7**	57	38	38	38	38	38	38	38	38	38	38	38	31	31	31
38	**8**	38	46	46	13	13	13	13	13	13	13	13	13	13	13	28
13	**9**	13	13	13	46	46	22	22	22	46	28	28	28	28	28	13
18	**10**	18	22	22	22	22	46	46	46	28	46	46	46	46	46	46
34	**11**	34	28	28	28	28	28	28	28	18	18	18	18	18	18	18
22	**12**	22	18	18	18	18	18	18	18	32	32	32	32	32	32	32
39	**13**	39	32	32	32	32	32	32	32	23	23	23	23	23	23	23
28	**14**	28	39	23	23	23	23	23	23	39	39	39	39	39	39	39
25	**15**	25	23	39	39	39	39	39	39	11	11	11	11	11	11	11
41	**16**	41	11	11	11	11	11	11	11	41	41	41	41	41	41	41
32	**17**	32	25	41	41	34	34	41	41	58	58	58	58	58	58	58
23	**18**	23	41	34	34	41	41	58	58	21	21	21	21	21	21	21
58	**19**	58	21	58	58	58	58	21	21	12	12	12	12	12	12	12
12	**20**	12	34	21	21	21	21	12	12	47	47	47	47	47	47	25
11	**21**	11	58	12	12	12	12	47	47	25	25	25	25	25	25	47
21	**22**	21	12	47	47	47	47	25	25	34	34	34	34	34	34	34
47	**23**	47	47	25	25	25	25	34	34	22						



160 cc
MOTO MINI - FIM WORLD SERIES
Race 2

Fastest Lap Sequence

Practice Time		Rider	Team	Bike	Class	Time	Kph	Lap
1:30.382	**49**	**Hugo ROMERA**	MotoMini Spain	OHVALE	160	**43.545**	82.7	2
1:30.481	**33**	**Rentaro YOSHIMURA**	MotoMini Japan	OHVALE	160	**43.418**	82.9	2
5:09.948	**49**	**Hugo ROMERA**	MotoMini Spain	OHVALE	160	**43.362**	83.0	7



160 cc
MOTO MINI - FIM WORLD SERIES
Race 2

Analysis by lap

Lapped

Lap 1

Nr	Lap Time	Gap
49	46.837	
33	47.063	0.226
37	47.136	0.299
48	47.301	0.464
57	47.706	0.869
31	47.829	0.992
38	48.176	1.339
46	48.667	1.830
13	48.806	1.969
22	49.075	2.238
28	49.310	2.473
18	49.801	2.964
32	50.303	3.466
39	50.520	3.683
23	50.642	3.805
11	51.095	4.258
25	51.169	4.332
41	51.492	4.655
21	51.892	5.055
34	51.905	5.068
58	52.144	5.307
12	52.464	5.627
47	52.854	6.017

Lap 2

Nr	Lap Time	Gap
49	43.545	
33	43.418	0.099
37	43.483	0.237
48	43.716	0.635
57	43.826	1.150
31	43.791	1.238
38	44.147	1.941
46	43.995	2.280
13	43.996	2.420
22	44.153	2.846
28	44.150	3.078
18	43.966	3.385
32	44.580	4.501
23	44.511	4.771
39	44.994	5.132
11	44.523	5.236
41	44.521	5.631
34	44.717	6.240
58	45.092	6.854
21	45.796	7.306
12	45.486	7.568
47	45.751	8.223
25	47.669	8.456

Lap 3

Nr	Lap Time	Gap
37	43.956	
33	44.141	0.047
49	44.464	0.271
48	43.927	0.369
57	43.721	0.678
31	43.817	0.862
38	43.987	1.735
13	44.247	2.474
46	44.556	2.643
22	44.055	2.708
28	44.034	2.919
18	44.023	3.215
32	44.125	4.433
23	44.227	4.805
39	44.077	5.016
11	44.561	5.604
41	44.488	5.926
34	44.025	6.072
58	44.469	7.130
21	44.121	7.234
12	44.243	7.618
47	44.881	8.911
25	47.063	11.326

Lap 4

Nr	Lap Time	Gap
37	44.403	
33	44.376	0.020
49	44.351	0.219
48	44.466	0.432
57	44.483	0.758
31	44.385	0.844
38	44.062	1.394
13	43.883	1.954
46	44.129	2.369
22	44.097	2.402
28	44.095	2.611
18	44.086	2.898
32	44.055	4.085
23	43.884	4.286
39	44.077	4.690
11	44.350	5.551
34	44.126	5.795
41	44.548	6.071
58	44.020	6.747
21	44.224	7.055
12	44.590	7.805
47	44.536	9.044
25	44.581	11.504

Lap 5

Nr	Lap Time	Gap
37	43.443	
33	43.537	0.114
49	43.660	0.436
48	43.583	0.572
57	43.685	1.000
31	43.859	1.260
38	43.924	1.875
13	44.006	2.517
22	43.721	2.680
46	44.220	3.146
28	44.018	3.186
18	44.098	3.553
32	43.988	4.630
23	44.211	5.054
39	44.026	5.273
11	44.117	6.225
34	44.196	6.548
41	44.157	6.785
58	44.145	7.449
21	44.303	7.915
12	44.457	8.819
47	44.551	10.152
25	44.279	12.340

Lap 6

Nr	Lap Time	Gap
37	43.489	
33	43.619	0.244
49	43.729	0.676
48	43.717	0.800
57	44.002	1.513
31	43.944	1.715
38	43.954	2.340
13	43.809	2.837
22	43.701	2.892
46	43.894	3.551
28	43.874	3.571
18	43.875	3.939
32	44.105	5.246
23	44.129	5.694
39	44.186	5.970
11	44.353	7.089
41	44.185	7.481
58	44.157	8.117
21	44.303	8.729
12	44.316	9.646
47	44.746	11.409
25	44.419	13.270
34	1:01.041	24.100

Lap 7

Nr	Lap Time	Gap
37	43.836	
33	43.637	0.045
49	43.362	0.202
48	43.546	0.510
57	43.857	1.534
31	44.160	2.039
38	43.901	2.405
13	43.924	2.925
22	43.906	2.962
46	44.059	3.774
28	44.106	3.841
18	43.998	4.101
32	43.974	5.384
23	43.870	5.728
39	43.830	5.964
11	44.403	7.656
41	44.187	7.832
58	44.036	8.317
21	44.160	9.053
12	44.376	10.186
47	44.420	11.993
25	44.447	13.881
34	44.019	24.283

Lap 8

Nr	Lap Time	Gap
37	43.708	
33	43.882	0.219
49	43.858	0.352
48	43.673	0.475
57	43.763	1.589
31	44.032	2.363
38	43.780	2.477
13	44.197	3.414
46	44.000	4.066
28	43.956	4.089
18	44.071	4.464
32	44.067	5.743
23	44.197	6.217
39	44.133	6.389
11	44.439	8.387
41	44.387	8.511
58	44.131	8.740
21	44.285	9.630
12	44.757	11.235
47	44.595	12.880
25	44.434	14.607
34	44.459	25.034

Lap 9

Nr	Lap Time	Gap
37	43.521	
33	43.506	0.204
49	43.604	0.435
48	43.536	0.490
57	44.236	2.304
31	43.825	2.667
38	43.885	2.841
13	43.929	3.822
28	43.944	4.512
46	43.986	4.531
18	43.876	4.819
32	43.891	6.113
23	43.949	6.645
39	43.969	6.837
11	44.499	9.365
41	44.589	9.579
58	44.679	9.898
21	44.315	10.424
12	44.553	12.267
47	44.621	13.980
25	44.579	15.665
34	44.914	26.427

Lap 10

Nr	Lap Time	Gap
37	43.662	
33	43.760	0.302
49	43.727	0.500
48	43.735	0.563
57	43.946	2.588
31	43.795	2.800
38	43.872	3.051
13	44.036	4.196
28	43.961	4.811
46	44.334	5.203
18	44.276	5.433
32	43.746	6.197
23	44.015	6.998
39	43.952	7.127
11	44.336	10.039
41	44.313	10.230
58	44.190	10.426
21	44.406	11.168
12	44.609	13.214
47	44.447	14.765
25	44.206	16.209
34	44.351	27.116
22	2:46.955	2 Laps

Lap 11

Nr	Lap Time	Gap
37	43.542	
33	43.697	0.457
49	43.623	0.581
48	43.674	0.695
57	44.076	3.122
31	44.044	3.302
38	44.003	3.512
13	43.997	4.651
28	43.950	5.219
46	43.942	5.603
18	43.938	5.829
32	43.912	6.567
23	44.153	7.609
39	44.190	7.775
11	44.375	10.872
41	44.339	11.027
58	44.348	11.232
21	44.258	11.884
12	44.512	14.184
47	44.494	15.717
25	44.215	16.882
34	44.441	28.015

Lap 12

Nr	Lap Time	Gap
37	43.593	
33	43.377	0.241
49	43.635	0.623
48	43.626	0.728
57	44.053	3.582

FIM ROAD TO MotoGP OHVALE PIRELLI MOTUL GIUSEPPE KYT Beta panta RACING FUEL PRAMAC



160 cc
MOTO MINI - FIM WORLD SERIES
Race 2

Analysis by lap

Lapped

Nr	Lap Time	Gap
38	43.985	3.904
31	44.242	3.951
13	43.988	5.046
28	43.980	5.606
46	43.881	5.891
18	43.878	6.114
32	43.664	6.638
23	44.172	8.188
39	44.187	8.369
11	44.493	11.772
41	44.564	11.998
58	44.661	12.300
21	44.351	12.642
12	44.491	15.082
47	44.548	16.672
25	44.135	17.424
34	44.234	28.656
39	44.498	9.315
11	44.413	12.912
41	44.384	13.088
58	44.385	13.242
21	44.540	13.940
12	44.582	16.651
25	44.787	18.436
47	45.357	18.761
34	44.360	29.633

Lap 13

37	43.707	
33	43.613	0.147
49	43.603	0.519
48	43.827	0.848
57	44.145	4.020
38	44.106	4.303
31	44.104	4.348
13	44.086	5.425
28	43.897	5.796
46	44.065	6.249
18	44.081	6.488
32	43.701	6.632
23	44.160	8.641
39	44.078	8.740
11	44.357	12.422
41	44.336	12.627
58	44.187	12.780
21	44.388	13.323
12	44.617	15.992
47	44.362	17.327
25	43.855	17.572
34	44.247	29.196

Lap 14

33	43.776	
49	43.965	0.561
48	43.674	0.599
37	44.747	0.824
38	44.289	4.669
57	44.630	4.727
31	44.367	4.792
28	43.835	5.708
13	44.222	5.724
46	44.028	6.354
18	43.846	6.411
32	44.061	6.770
23	44.326	9.044



160 cc
MOTO MINI - FIM WORLD SERIES
Race 2

Analysis

Personal Best | Session Best | **B** Crossing the finish line in pit lane

11 Huxley NOLAN — AUS
MotoMini Australia — OHVALE

Lap	Time	Sector 1	Sector 2	Sector 3	Kph	Elapsed
1	51.095				70.5	51.095
2	44.523				80.9	1:35.618
3	44.561				80.8	2:20.179
4	44.350				81.2	3:04.529
5	44.117				81.6	3:48.646
6	44.353				81.2	4:32.999
7	44.403				81.1	5:17.402
8	44.439				81.0	6:01.841
9	44.499				80.9	6:46.340
10	44.336				81.2	7:30.676
11	44.375				81.1	8:15.051
12	44.493				80.9	8:59.544
13	44.357				81.2	9:43.901
14	44.413				81.1	10:28.314

12 Austin ATTARD — AUS
MotoMini Australia — OHVALE

Lap	Time	Sector 1	Sector 2	Sector 3	Kph	Elapsed
1	52.464				68.6	52.464
2	45.486				79.1	1:37.950
3	44.243				81.4	2:22.193
4	44.590				80.7	3:06.783
5	44.457				81.0	3:51.240
6	44.316				81.2	4:35.556
7	44.376				81.1	5:19.932
8	44.757				80.4	6:04.689
9	44.553				80.8	6:49.242
10	44.609				80.7	7:33.851
11	44.512				80.9	8:18.363
12	44.491				80.9	9:02.854
13	44.617				80.7	9:47.471
14	44.582				80.8	10:32.053

13 Roman MASAR — SVK
MotoMini Austria — OHVALE

Lap	Time	Sector 1	Sector 2	Sector 3	Kph	Elapsed
1	48.806				73.8	48.806
2	43.996				81.8	1:32.802
3	44.247				81.4	2:17.049
4	43.883				82.0	3:00.932
5	44.006				81.8	3:44.938
6	43.809				82.2	4:28.747
7	43.924				82.0	5:12.671
8	44.197				81.5	5:56.868
9	43.929				82.0	6:40.797
10	44.036				81.8	7:24.833
11	43.997				81.8	8:08.830
12	43.988				81.8	8:52.818
13	44.086				81.7	9:36.904
14	44.222				81.4	10:21.126

18 Chen SIHANG — CHN
MotoMini China — OHVALE

Lap	Time	Sector 1	Sector 2	Sector 3	Kph	Elapsed
1	49.801				72.3	49.801
2	43.966				81.9	1:33.767
3	44.023				81.8	2:17.790
4	44.086				81.7	3:01.876
5	44.098				81.6	3:45.974
6	43.875				82.1	4:29.849
7	43.998				81.8	5:13.847
8	44.071				81.7	5:57.918
9	43.876				82.0	6:41.794
10	44.276				81.3	7:26.070
11	43.938				81.9	8:10.008
12	43.878				82.0	8:53.886
13	44.081				81.7	9:37.967
14	43.846				82.1	10:21.813

21 Tadeusz FRUKACZ — POL
MotoMini Czech Republic — OHVALE

Lap	Time	Sector 1	Sector 2	Sector 3	Kph	Elapsed
1	51.892				69.4	51.892
2	45.796				78.6	1:37.688
3	44.121				81.6	2:21.809
4	44.224				81.4	3:06.033
5	44.303				81.3	3:50.336
6	44.303				81.3	4:34.639
7	44.160				81.5	5:18.799
8	44.285				81.3	6:03.084
9	44.315				81.2	6:47.399
10	44.406				81.1	7:31.805
11	44.258				81.3	8:16.063
12	44.351				81.2	9:00.414
13	44.388				81.1	9:44.802
14	44.540				80.8	10:29.342

22 Romeo FORAY — FRA
MotoMini France — OHVALE

Lap	Time	Sector 1	Sector 2	Sector 3	Kph	Elapsed
1	49.075				73.4	49.075
2	44.153				81.5	1:33.228
3	44.055				81.7	2:17.283
4	44.097				81.6	3:01.380
5	43.721				82.3	3:45.101
6	43.701				82.4	4:28.802
7	43.906				82.0	5:12.708
8	2:46.955 **B**				21.6	7:59.663

23 Thomas NOURRY — FRA
MotoMini France — OHVALE

Lap	Time	Sector 1	Sector 2	Sector 3	Kph	Elapsed
1	50.642				71.1	50.642
2	44.511				80.9	1:35.153
3	44.227				81.4	2:19.380
4	43.884				82.0	3:03.264
5	44.211				81.4	3:47.475
6	44.129				81.6	4:31.604
7	43.870				82.1	5:15.474
8	44.197				81.5	5:59.671
9	43.949				81.9	6:43.620
10	44.015				81.8	7:27.635
11	44.153				81.5	8:11.788
12	44.172				81.5	8:55.960
13	44.160				81.5	9:40.120
14	44.326				81.2	10:24.446



160 cc
MOTO MINI - FIM WORLD SERIES
Race 2

Analysis

Personal Best | Session Best | **B** Crossing the finish line in pit lane

25 Till TRINKS — DEU
MotoMini Germany — OHVALE

Lap	Time	Sector 1	Sector 2	Sector 3	Kph	Elapsed
1	51.169				70.4	51.169
2	47.669				75.5	1:38.838
3	47.063				76.5	2:25.901
4	44.581				80.8	3:10.482
5	44.279				81.3	3:54.761
6	44.419				81.0	4:39.180
7	44.447				81.0	5:23.627
8	44.434				81.0	6:08.061
9	44.579				80.8	6:52.640
10	44.206				81.4	7:36.846
11	44.215				81.4	8:21.061
12	44.135				81.6	9:05.196
13	43.855				82.1	9:49.051
14	44.787				80.4	10:33.838

28 Muhammad ALI — INA
MotoMini Indonesia — OHVALE

Lap	Time	Sector 1	Sector 2	Sector 3	Kph	Elapsed
1	49.310				73.0	49.310
2	44.150				81.5	1:33.460
3	44.034				81.8	2:17.494
4	44.095				81.6	3:01.589
5	44.018				81.8	3:45.607
6	43.874				82.1	4:29.481
7	44.106				81.6	5:13.587
8	43.956				81.9	5:57.543
9	43.944				81.9	6:41.487
10	43.961				81.9	7:25.448
11	43.950				81.9	8:09.398
12	43.980				81.9	8:53.378
13	43.897				82.0	9:37.275
14	43.835				82.1	10:21.110

31 Enea BOBBIO — ITA
MotoMini Italy — OHVALE

Lap	Time	Sector 1	Sector 2	Sector 3	Kph	Elapsed
1	47.829				75.3	47.829
2	43.791				82.2	1:31.620
3	43.817				82.2	2:15.437
4	44.385				81.1	2:59.822
5	43.859				82.1	3:43.681
6	43.944				81.9	4:27.625
7	44.160				81.5	5:11.785
8	44.032				81.8	5:55.817
9	43.825				82.1	6:39.642
10	43.795				82.2	7:23.437
11	44.044				81.7	8:07.481
12	44.242				81.4	8:51.723
13	44.104				81.6	9:35.827
14	44.367				81.1	10:20.194

32 Michele CAIONI — ITA
MotoMini Italy — OHVALE

Lap	Time	Sector 1	Sector 2	Sector 3	Kph	Elapsed
1	50.303				71.6	50.303
2	44.580				80.8	1:34.883
3	44.125				81.6	2:19.008
4	44.055				81.7	3:03.063
5	43.988				81.8	3:47.051
6	44.105				81.6	4:31.156
7	43.974				81.9	5:15.130
8	44.067				81.7	5:59.197
9	43.891				82.0	6:43.088
10	43.746				82.3	7:26.834
11	43.912				82.0	8:10.746
12	43.664				82.4	8:54.410
13	43.701				82.4	9:38.111
14	44.061				81.7	10:22.172

33 Rentaro YOSHIMURA — JPN
MotoMini Japan — OHVALE

Lap	Time	Sector 1	Sector 2	Sector 3	Kph	Elapsed
1	47.063				76.5	47.063
2	43.418				82.9	1:30.481
3	44.141				81.6	2:14.622
4	44.376				81.1	2:58.998
5	43.537				82.7	3:42.535
6	43.619				82.5	4:26.154
7	43.637				82.5	5:09.791
8	43.882				82.0	5:53.673
9	43.506				82.7	6:37.179
10	43.760				82.3	7:20.939
11	43.697				82.4	8:04.636
12	43.377				83.0	8:48.013
13	43.613				82.5	9:31.626
14	43.776				82.2	10:15.402

34 Riku TANAKA — JPN
MotoMini Japan — OHVALE

Lap	Time	Sector 1	Sector 2	Sector 3	Kph	Elapsed
1	51.905				69.4	51.905
2	44.717				80.5	1:36.622
3	44.025				81.8	2:20.647
4	44.126				81.6	3:04.773
5	44.196				81.5	3:48.969
6	1:01.041				59.0	4:50.010
7	44.019				81.8	5:34.029
8	44.459				81.0	6:18.488
9	44.914				80.2	7:03.402
10	44.351				81.2	7:47.753
11	44.441				81.0	8:32.194
12	44.234				81.4	9:16.428
13	44.247				81.4	10:00.675
14	44.360				81.2	10:45.035

37 Al-Adam MIKAIL — MYS
MotoMini Malaysia — OHVALE

Lap	Time	Sector 1	Sector 2	Sector 3	Kph	Elapsed
1	47.136				76.4	47.136
2	43.483				82.8	1:30.619
3	43.956				81.9	2:14.575
4	44.403				81.1	2:58.978
5	43.443				82.9	3:42.421
6	43.489				82.8	4:25.910
7	43.836				82.1	5:09.746
8	43.708				82.4	5:53.454
9	43.521				82.7	6:36.975



160 cc
MOTO MINI - FIM WORLD SERIES
Race 2

Analysis

Personal Best | Session Best | **B** Crossing the finish line in pit lane

38 Qaish ISYRAF — MYS
MotoMini Malaysia — OHVALE

Lap	Time	Sector 1	Sector 2	Sector 3	Kph	Elapsed
1	48.176				74.7	48.176
2	44.147				81.5	1:32.323
3	43.987				81.8	2:16.310
4	44.062				81.7	3:00.372
5	43.924				82.0	3:44.296
6	43.954				81.9	4:28.250
7	43.901				82.0	5:12.151
8	43.780				82.2	5:55.931
9	43.885				82.0	6:39.816
10	43.872				82.1	7:23.688
11	44.003				81.8	8:07.691
12	43.985				81.8	8:51.676
13	44.106				81.6	9:35.782
14	44.289				81.3	10:20.071

39 Sep VAN DER ZWART — NLD
MotoMini Netherlands — OHVALE

Lap	Time	Sector 1	Sector 2	Sector 3	Kph	Elapsed
1	50.520				71.3	50.520
2	44.994				80.0	1:35.514
3	44.077				81.7	2:19.591
4	44.077				81.7	3:03.668
5	44.026				81.8	3:47.694
6	44.186				81.5	4:31.880
7	43.830				82.1	5:15.710
8	44.133				81.6	5:59.843
9	43.969				81.9	6:43.812
10	43.952				81.9	7:27.764
11	44.190				81.5	8:11.954
12	44.187				81.5	8:56.141
13	44.078				81.7	9:40.219
14	44.498				80.9	10:24.717

41 Evan RUITENBERG — NLD
MotoMini Netherlands — OHVALE

Lap	Time	Sector 1	Sector 2	Sector 3	Kph	Elapsed
1	51.492				69.9	51.492
2	44.521				80.9	1:36.013
3	44.488				80.9	2:20.501
4	44.548				80.8	3:05.049
5	44.157				81.5	3:49.206
6	44.185				81.5	4:33.391
7	44.187				81.5	5:17.578
8	44.387				81.1	6:01.965
9	44.589				80.7	6:46.554
10	44.313				81.2	7:30.867
11	44.339				81.2	8:15.206
12	44.564				80.8	8:59.770
13	44.336				81.2	9:44.106
14	44.384				81.1	10:28.490

46 Tiago TOMÉ — PRT
MotoMini Portugal — OHVALE

Lap	Time	Sector 1	Sector 2	Sector 3	Kph	Elapsed
1	48.667				74.0	48.667
2	43.995				81.8	1:32.662
3	44.556				80.8	2:17.218
4	44.129				81.6	3:01.347
5	44.220				81.4	3:45.567
6	43.894				82.0	4:29.461
7	44.059				81.7	5:13.520
8	44.000				81.8	5:57.520
9	43.986				81.8	6:41.506
10	44.334				81.2	7:25.840
11	43.942				81.9	8:09.782
12	43.881				82.0	8:53.663
13	44.065				81.7	9:37.728
14	44.028				81.8	10:21.756

47 Simão VIEGAS — PRT
MotoMini Portugal — OHVALE

Lap	Time	Sector 1	Sector 2	Sector 3	Kph	Elapsed
1	52.854				68.1	52.854
2	45.751				78.7	1:38.605
3	44.881				80.2	2:23.486
4	44.536				80.8	3:08.022
5	44.551				80.8	3:52.573
6	44.746				80.5	4:37.319
7	44.420				81.0	5:21.739
8	44.595				80.7	6:06.334
9	44.621				80.7	6:50.955
10	44.447				81.0	7:35.402
11	44.494				80.9	8:19.896
12	44.548				80.8	9:04.444
13	44.362				81.2	9:48.806
14	45.357				79.4	10:34.163

48 Alejandro CASTILLA — ESP
MotoMini Spain — OHVALE

Lap	Time	Sector 1	Sector 2	Sector 3	Kph	Elapsed
1	47.301				76.1	47.301
2	43.716				82.3	1:31.017
3	43.927				82.0	2:14.944
4	44.466				81.0	2:59.410
5	43.583				82.6	3:42.993
6	43.717				82.3	4:26.710
7	43.546				82.7	5:10.256
8	43.673				82.4	5:53.929
9	43.536				82.7	6:37.465
10	43.735				82.3	7:21.200
11	43.674				82.4	8:04.874
12	43.626				82.5	8:48.500
13	43.827				82.1	9:32.327
14	43.674				82.4	10:16.001

49 Hugo ROMERA — ESP
MotoMini Spain — OHVALE

Lap	Time	Sector 1	Sector 2	Sector 3	Kph	Elapsed
1	46.837				76.9	46.837
2	43.545				82.7	1:30.382
3	44.464				81.0	2:14.846



160 cc
MOTO MINI - FIM WORLD SERIES
Race 2

Analysis

Personal Best | Session Best | **B** Crossing the finish line in pit lane

Lap	Time	Sector 1	Sector 2	Sector 3	Kph	Elapsed
4	44.351				81.2	2:59.197
5	43.660				82.5	3:42.857
6	43.729				82.3	4:26.586
7	43.362				83.0	5:09.948
8	43.858				82.1	5:53.806
9	43.604				82.6	6:37.410
10	43.727				82.3	7:21.137
11	43.623				82.5	8:04.760
12	43.635				82.5	8:48.395
13	43.603				82.6	9:31.998
14	43.965				81.9	10:15.963

57 Zaal FARHAND — USA
MotoMini USA — OHVALE

Lap	Time	Sector 1	Sector 2	Sector 3	Kph	Elapsed
1	47.706				75.5	47.706
2	43.826				82.1	1:31.532
3	43.721				82.3	2:15.253
4	44.483				80.9	2:59.736
5	43.685				82.4	3:43.421
6	44.002				81.8	4:27.423
7	43.857				82.1	5:11.280
8	43.763				82.3	5:55.043
9	44.236				81.4	6:39.279
10	43.946				81.9	7:23.225
11	44.076				81.7	8:07.301
12	44.053				81.7	8:51.354
13	44.145				81.5	9:35.499
14	44.630				80.7	10:20.129

58 Lambert SU — USA
MotoMini USA — OHVALE

Lap	Time	Sector 1	Sector 2	Sector 3	Kph	Elapsed
1	52.144				69.0	52.144
2	45.092				79.8	1:37.236
3	44.469				81.0	2:21.705
4	44.020				81.8	3:05.725
5	44.145				81.5	3:49.870
6	44.157				81.5	4:34.027
7	44.036				81.8	5:18.063
8	44.131				81.6	6:02.194
9	44.679				80.6	6:46.873
10	44.190				81.5	7:31.063
11	44.348				81.2	8:15.411
12	44.661				80.6	9:00.072
13	44.187				81.5	9:44.259
14	44.385				81.1	10:28.644

MOTO MINI - FIM WORLD SERIES

160 cc

Race 2

Weather Report

Air Temperature

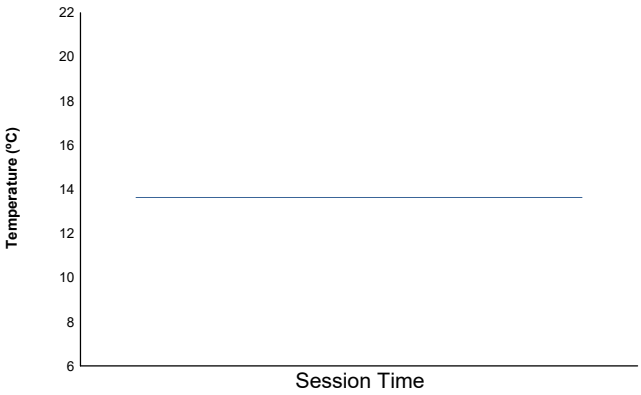

Track Temperature

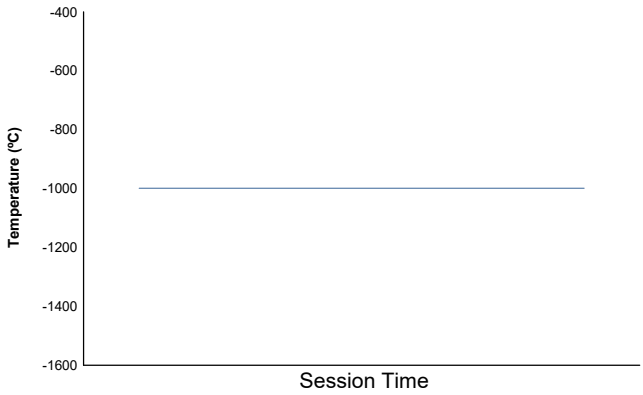

Humidity

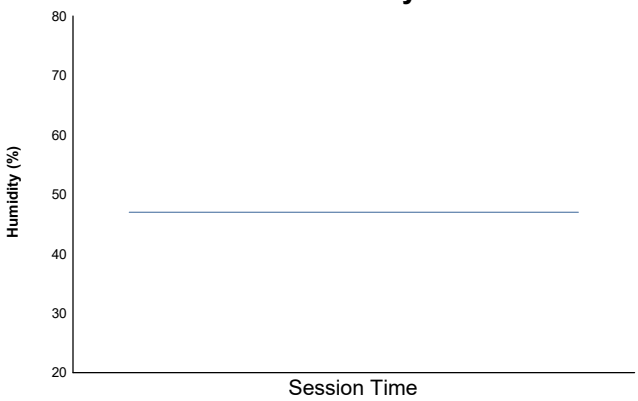

Pressure

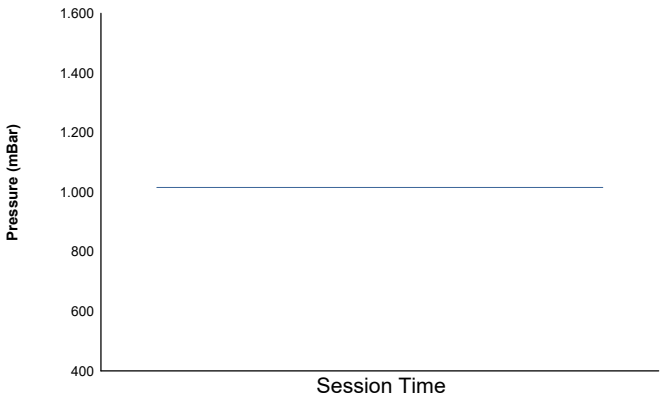

Wind Speed

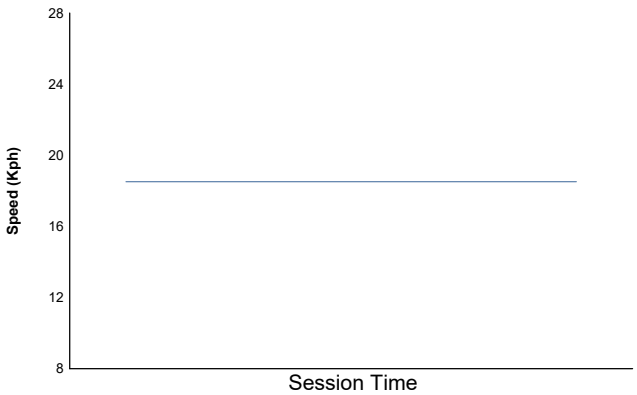

Wind direction

North = 0º/360º Est = 90º South = 180º West= 270º

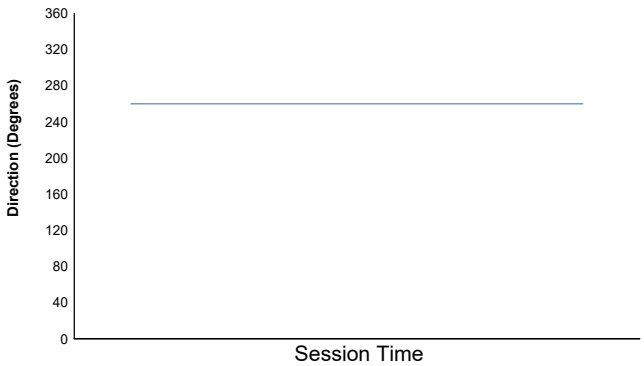

Track Status: **DRY**



160 cc
MOTO MINI - FIM WORLD SERIES
Race 2 ((14 laps, 14,0 km.))
Starting Grid

21 T. FRUKACZ	44.666	22	47 S. VIEGAS		23	11 H. NOLAN	44.781	21
58 L. SU	44.567	19	12 A. ATTARD	44.572	20	23 T. NOURRY	44.498	18
41 E. RUITENBERG	44.280	16	32 M. CAIONI	44.410	17	25 T. TRINKS	44.354	15
39 S. VAN DER ZWART	44.149	13	28 M. ALI	44.220	14	22 R. FORAY	44.080	12
18 C. SIHANG	44.022	10	34 R. TANAKA	44.057	11	13 R. MASAR	44.005	9
57 Z. FARHAND	43.946	7	38 Q. ISYRAF	43.992	8	46 T. TOMÉ	43.816	6
48 A. CASTILLA	43.582	4	31 E. BOBBIO	43.745	5	37 A. MIKAIL	43.549	3
49 H. ROMERA	43.460	1	33 R. YOSHIMURA	43.507	2			

Race Director:	Timekeeper:



160 cc
MOTO MINI - FIM WORLD SERIES
Super Final Race ((19 laps, 19,0 km.))

Classification

		Rider	Nat	Team	Bike	Tyres	Cl.	Laps	Total Time	Gap	Kph	Best Lap Lap	Best Lap Time	Best Lap Kph
1	49	Hugo ROMERA	ESP	MotoMini Spain	OHVALE		160	19	**13:51.144**	-	82.3	4	**43.339**	83.1
2	37	Al-Adam MIKAIL	MYS	MotoMini Malaysia	OHVALE		160	19	**13:51.213**	+0.069	82.3	16	**43.327**	83.1
3	33	Rentaro YOSHIMURA	JPN	MotoMini Japan	OHVALE		160	19	**13:54.772**	+3.628	81.9	12	**43.303**	83.1
4	31	Enea BOBBIO	ITA	MotoMini Italy	OHVALE		160	19	**13:57.800**	+6.656	81.6	11	**43.573**	82.6
5	13	Roman MASAR	SVK	MotoMini Austria	OHVALE		160	19	**13:59.787**	+8.643	81.4	9	**43.636**	82.5
6	57	Zaal FARHAND	USA	MotoMini USA	OHVALE		160	19	**14:04.944**	+13.800	81.0	7	**43.984**	81.8
7	28	Muhammad ALI	INA	MotoMini Indonesia	OHVALE		160	19	**14:06.597**	+15.453	80.8	5	**43.792**	82.2
8	22	Romeo FORAY	FRA	MotoMini France	OHVALE		160	19	**14:07.662**	+16.518	80.7	7	**43.587**	82.6
9	38	Qaish ISYRAF	MYS	MotoMini Malaysia	OHVALE		160	19	**14:07.827**	+16.683	80.7	5	**43.823**	82.1
10	11	Huxley NOLAN	AUS	MotoMini Australia	OHVALE		160	19	**14:08.006**	+16.862	80.7	3	**43.933**	81.9
11	32	Michele CAIONI	ITA	MotoMini Italy	OHVALE		160	19	**14:08.764**	+17.620	80.6	7	**43.936**	81.9
12	39	Sep VAN DER ZWART	NLD	MotoMini Netherlands	OHVALE		160	19	**14:08.778**	+17.634	80.6	14	**44.026**	81.8
13	34	Riku TANAKA	JPN	MotoMini Japan	OHVALE		160	19	**14:08.790**	+17.646	80.6	5	**43.964**	81.9
14	23	Thomas NOURRY	FRA	MotoMini France	OHVALE		160	19	**14:09.046**	+17.902	80.6	6	**43.685**	82.4
15	46	Tiago TOMÉ	PRT	MotoMini Portugal	OHVALE		160	19	**14:09.136**	+17.992	80.6	7	**43.995**	81.8
16	21	Tadeusz FRUKACZ	POL	MotoMini Czech Republic	OHVALE		160	19	**14:09.322**	+18.178	80.5	5	**43.981**	81.9
17	58	Lambert SU	USA	MotoMini USA	OHVALE		160	19	**14:09.437**	+18.293	80.5	14	**43.996**	81.8
18	18	Chen SIHANG	CHN	MotoMini China	OHVALE		160	19	**14:09.702**	+18.558	80.5	14	**43.948**	81.9
19	41	Evan RUITENBERG	NLD	MotoMini Netherlands	OHVALE		160	19	**14:11.298**	+20.154	80.3	9	**44.045**	81.7
20	12	Austin ATTARD	AUS	MotoMini Australia	OHVALE		160	19	**14:11.576**	+20.432	80.3	5	**44.085**	81.7
21	47	Simão VIEGAS	PRT	MotoMini Portugal	OHVALE		160	19	**14:17.049**	+25.905	79.8	12	**44.338**	81.2
		Not classified:												
	25	Till TRINKS	DEU	MotoMini Germany	OHVALE		160	18	**13:25.983**			14	**44.050**	81.7
	48	Alejandro CASTILLA	ESP	MotoMini Spain	OHVALE		160	5	**3:41.850**			4	**43.475**	82.8

Pole Position		R. YOSHIMURA		
Fastest Lap	Lap 12	Rentaro YOSHIMURA	**43.303**	83.1 Kph

Published at: .....

Track Status: **DRY**

Stewards:	**Timekeeper:**



160 cc
MOTO MINI - FIM WORLD SERIES
Super Final Race

Lap Chart

			LAP																		
Nr	Pos	Grid	1	2	3	4	5	6	7	8	9	10	11	12	13	14	15	16	17	18	19
33	1	33	49	49	33	33	49	49	49	49	49	49	49	49	49	49	49	49	49	49	49
49	2	49	33	33	49	49	33	37	37	37	37	37	37	37	37	37	37	37	37	37	37
48	3	48	48	48	48	48	48	31	31	33	33	33	33	33	33	33	33	33	33	33	33
37	4	37	37	37	37	37	37	33	33	31	31	31	31	31	31	31	31	31	31	31	31
57	5	57	57	57	57	31	31	13	13	13	13	13	13	13	13	13	13	13	13	13	13
31	6	31	31	31	31	13	13	57	57	57	57	57	57	57	57	57	57	57	57	57	57
13	7	13	13	13	13	57	57	38	38	11	11	28	38	38	38	38	38	38	28	28	28
28	8	28	28	38	38	38	38	28	28	38	38	38	28	28	28	22	28	28	38	22	22
38	9	38	38	28	28	28	28	11	11	28	28	11	11	22	22	28	11	22	22	38	38
34	10	34	11	11	11	11	11	34	34	34	34	34	22	11	11	11	22	11	11	11	11
18	11	18	39	39	39	34	34	39	39	39	23	23	34	34	34	34	34	34	34	34	32
39	12	39	34	34	34	39	39	46	46	23	39	22	39	39	39	39	23	23	23	32	39
11	13	11	46	46	46	46	46	22	22	22	22	39	23	23	23	23	32	32	32	39	34
46	14	46	18	18	23	23	22	23	23	46	32	32	32	32	32	32	39	39	39	23	23
23	15	23	23	23	18	22	23	32	32	32	46	46	46	46	46	46	46	46	46	46	46
32	16	32	32	22	22	18	32	18	18	18	18	18	18	18	18	18	18	18	18	21	21
22	17	22	22	32	32	32	18	21	21	21	21	21	21	21	21	21	21	21	21	18	58
41	18	41	21	21	21	21	21	41	41	41	41	41	41	41	41	58	58	58	58	58	18
21	19	21	41	41	41	41	41	58	58	58	58	58	58	58	58	41	41	25	25	25	41
58	20	58	58	58	58	58	58	25	25	25	25	25	25	25	25	25	25	41	41	41	12
25	21	25	25	25	25	25	25	12	12	12	12	12	12	12	12	12	12	12	12	12	47
12	22	12	12	12	12	12	12	47	47	47	47	47	47	47	47	47	47	47	47	47	
47	23	47	47	47	47	47	47														



160 cc
MOTO MINI - FIM WORLD SERIES
Super Final Race

Fastest Lap Sequence

Practice Time		Rider	Team	Bike	Class	Time	Kph	Lap
1:30.517	49	**Hugo ROMERA**	MotoMini Spain	OHVALE	160	**43.670**	82.4	2
1:30.640	33	**Rentaro YOSHIMURA**	MotoMini Japan	OHVALE	160	**43.622**	82.5	2
2:57.900	33	**Rentaro YOSHIMURA**	MotoMini Japan	OHVALE	160	**43.445**	82.9	4
2:57.913	49	**Hugo ROMERA**	MotoMini Spain	OHVALE	160	**43.339**	83.1	4
8:06.436	33	**Rentaro YOSHIMURA**	MotoMini Japan	OHVALE	160	**43.308**	83.1	11
8:49.739	33	**Rentaro YOSHIMURA**	MotoMini Japan	OHVALE	160	**43.303**	83.1	12



160 cc
MOTO MINI - FIM WORLD SERIES
Super Final Race

Analysis by lap

Lapped

Lap 1

Nr	Lap Time	Gap
49	46.847	
33	47.018	0.171
48	47.162	0.315
37	47.366	0.519
57	47.823	0.976
31	48.106	1.259
13	48.352	1.505
28	48.857	2.010
38	49.019	2.172
11	49.320	2.473
39	49.830	2.983
34	49.996	3.149
46	50.398	3.551
18	51.333	4.486
23	51.448	4.601
32	51.605	4.758
22	51.716	4.869
21	52.010	5.163
41	52.218	5.371
58	52.626	5.779
25	52.792	5.945
12	52.982	6.135
47	53.148	6.301

Lap 2

Nr	Lap Time	Gap
49	43.670	
33	43.622	0.123
48	43.829	0.474
37	43.771	0.620
57	44.192	1.498
31	44.032	1.621
13	44.042	1.877
38	44.375	2.877
28	44.667	3.007
11	44.547	3.350
39	44.630	3.943
34	44.630	4.109
46	44.514	4.395
18	44.858	5.674
23	44.771	5.702
22	45.036	6.235
32	45.314	6.402
21	44.989	6.482
41	45.101	6.802
58	44.973	7.082
25	45.085	7.360
12	45.200	7.665
47	45.381	8.012

Lap 3

Nr	Lap Time	Gap
33	43.815	
49	44.057	0.119
48	43.740	0.276
37	43.703	0.385
57	44.180	1.740
31	44.078	1.761
13	44.065	2.004
38	43.989	2.928
28	44.065	3.134
11	43.933	3.345
39	44.269	4.274
34	44.206	4.377
46	44.246	4.703
23	44.338	6.102
18	44.626	6.362
22	44.108	6.405
32	44.332	6.796
21	44.394	6.938
41	44.355	7.219
58	44.333	7.477
25	44.437	7.859
12	44.584	8.311
47	44.536	8.610

Lap 4

Nr	Lap Time	Gap
33	43.445	
49	43.339	0.013
48	43.475	0.306
37	43.507	0.447
31	43.972	2.288
13	44.235	2.794
57	44.555	2.850
38	44.058	3.541
28	44.003	3.692
11	44.088	3.988
34	44.152	5.084
39	44.426	5.255
46	44.199	5.457
23	44.099	6.756
22	43.825	6.785
18	44.228	7.145
32	44.100	7.451
21	44.344	7.837
41	44.251	8.025
58	44.225	8.257
25	44.401	8.815
12	44.265	9.131
47	44.609	9.774

Lap 5

Nr	Lap Time	Gap
49	43.714	
33	43.948	0.221
48	43.644	0.223
37	43.684	0.404
31	43.978	2.539
13	43.892	2.959
57	44.136	3.259
38	43.823	3.637
28	43.792	3.757
11	44.008	4.269
34	43.964	5.321
39	44.085	5.613
46	44.134	5.864
22	43.755	6.813
23	44.076	7.105
32	44.113	7.837
18	44.502	7.920
21	43.981	8.091
41	44.154	8.452
58	44.175	8.705
25	44.065	9.153
12	44.085	9.489
47	44.400	10.447

Lap 6

Nr	Lap Time	Gap
49	43.808	
37	43.454	0.050
31	44.146	2.877
33	46.745	3.158
13	44.351	3.502
57	44.225	3.676
38	44.246	4.075
28	44.166	4.115
11	44.080	4.541
34	44.093	5.606
39	44.176	5.981
46	44.121	6.177
22	43.814	6.819
23	43.685	6.982
32	43.980	8.009
18	44.162	8.274
21	44.100	8.383
41	44.254	8.898
58	44.076	8.973
25	44.091	9.436
12	44.257	9.938
47	44.471	11.110

Lap 7

Nr	Lap Time	Gap
49	43.565	
37	43.571	0.056
31	43.888	3.200
33	43.707	3.300
13	43.653	3.590
57	43.984	4.095
38	44.857	5.367
28	44.835	5.385
11	44.618	5.594
34	44.006	6.047
39	44.122	6.538
46	43.995	6.607
22	43.587	6.841
23	43.832	7.249
32	43.936	8.380
18	43.964	8.673
21	44.064	8.882
41	44.112	9.445
58	44.145	9.553
25	44.257	10.128
12	44.151	10.524
47	44.562	12.107

Lap 8

Nr	Lap Time	Gap
49	43.514	
37	43.501	0.043
33	43.751	3.537
31	43.935	3.621
13	44.005	4.081
57	44.033	4.614
11	44.937	7.017
38	45.886	7.739
28	45.957	7.828
34	45.614	8.147
39	45.147	8.171
23	44.592	8.327
22	45.090	8.417
46	45.722	8.815
32	44.068	8.934
18	44.112	9.271
21	44.159	9.527
41	44.263	10.194
58	44.266	10.305
25	44.241	10.855
12	44.168	11.178
47	44.436	13.029

Lap 9

Nr	Lap Time	Gap
49	43.508	
37	43.491	0.026
33	43.622	3.651
31	43.677	3.790
13	43.636	4.209
57	44.055	5.161
11	44.376	7.885
38	44.031	8.262
28	43.980	8.300
34	44.206	8.845
23	44.382	9.201
39	44.802	9.465
22	44.608	9.517
32	44.461	9.887
46	44.848	10.155
18	44.622	10.385
21	44.535	10.554
41	44.045	10.731
58	44.292	11.089
25	44.176	11.523
12	44.182	11.852
47	44.411	13.932

Lap 10

Nr	Lap Time	Gap
49	43.615	
37	43.621	0.032
33	43.455	3.491
31	43.657	3.832
13	43.693	4.287
57	44.321	5.867
28	44.174	8.859
38	44.233	8.880
11	44.856	9.126
34	44.285	9.515
23	44.119	9.705
22	43.830	9.732
39	44.199	10.049
32	43.954	10.226
46	44.030	10.570
18	44.005	10.775
21	44.211	11.150
41	44.346	11.462
58	44.127	11.601
25	44.186	12.094
12	44.111	12.348
47	44.661	14.978

Lap 11

Nr	Lap Time	Gap
49	43.455	
37	43.478	0.055
33	43.308	3.344
31	43.573	3.950
13	43.692	4.524
57	44.172	6.584
38	44.510	9.935
28	44.556	9.960
11	44.460	10.131
22	44.266	10.543
34	44.501	10.561
39	44.330	10.924
23	44.798	11.048
32	44.486	11.257
46	44.501	11.616
18	44.498	11.818
21	44.319	12.014
41	44.232	12.239
58	44.184	12.330
25	44.276	12.915
12	44.219	13.112
47	44.475	15.998

Lap 12

Nr	Lap Time	Gap
49	43.492	
37	43.467	0.030
33	43.303	3.155
31	43.599	4.057
13	43.875	4.907
57	44.368	7.460
38	44.240	10.683
28	44.292	10.760
22	44.098	11.149



160 cc
MOTO MINI - FIM WORLD SERIES
Super Final Race

Analysis by lap

Lapped

Nr	Lap Time	Gap
11	44.585	11.224
34	44.478	11.547
39	44.284	11.716
23	44.399	11.955
32	44.271	12.036
46	44.292	12.416
18	44.236	12.562
21	44.226	12.748
41	44.414	13.161
58	44.454	13.292
25	44.431	13.854
12	44.429	14.049
47	44.338	16.844
Lap 13		
49	43.460	
37	43.482	0.052
33	43.347	3.042
31	43.762	4.359
13	43.839	5.286
57	44.460	8.460
38	44.119	11.342
28	44.134	11.434
22	43.819	11.508
11	44.099	11.863
34	44.100	12.187
39	44.227	12.483
23	44.277	12.772
32	44.272	12.848
46	44.174	13.130
18	44.304	13.406
21	44.226	13.514
41	44.216	13.917
58	44.099	13.931
25	44.103	14.497
12	44.299	14.888
47	44.555	17.939
Lap 14		
49	43.575	
37	43.599	0.076
33	43.445	2.912
31	43.809	4.593
13	43.780	5.491
57	44.760	9.645
38	44.036	11.803
22	43.921	11.854
28	44.187	12.046
11	44.074	12.362
34	44.158	12.770
39	44.026	12.934
23	43.927	13.124
32	43.989	13.262
46	44.029	13.584
18	43.948	13.779
21	44.338	14.277
58	43.996	14.352
41	44.459	14.801
25	44.050	14.972
12	44.298	15.611
47	45.487	19.851
Lap 15		
49	43.515	
37	43.760	0.321
33	43.612	3.009
31	43.724	4.802
13	43.898	5.874
57	44.457	10.587
38	44.445	12.733
28	44.295	12.826
11	44.207	13.054
22	45.134	13.473
34	44.272	13.527
23	44.450	14.059
32	44.551	14.298
39	45.135	14.554
46	44.689	14.758
18	44.670	14.934
21	44.425	15.187
58	44.471	15.308
41	44.319	15.605
25	44.479	15.936
12	44.276	16.372
47	44.485	20.821
Lap 16		
49	43.567	
37	43.327	0.081
33	43.636	3.078
31	43.783	5.018
13	44.110	6.417
57	44.202	11.222
38	44.144	13.310
28	44.133	13.392
22	44.021	13.927
11	44.486	13.973
34	44.390	14.350
23	43.949	14.441
32	43.988	14.719
39	44.098	15.085
46	44.063	15.254
18	44.005	15.372
21	44.222	15.842
58	44.362	16.103
25	44.398	16.767
41	44.793	16.831
12	44.350	17.155
47	44.557	21.811
Lap 17		
49	43.455	
37	43.418	0.044
33	43.663	3.286
31	43.803	5.366
13	44.008	6.970
57	44.317	12.084
28	44.235	14.172
38	44.498	14.353
22	44.012	14.484
11	44.308	14.826
34	44.311	15.206
23	44.343	15.329
32	44.207	15.471
39	44.164	15.794
46	44.203	16.002
18	44.306	16.223
21	44.195	16.582
58	44.017	16.665
25	44.099	17.411
41	44.182	17.558
12	44.475	18.175
47	44.635	22.991
Lap 18		
49	43.517	
37	43.548	0.075
33	43.870	3.639
31	44.091	5.940
13	44.163	7.616
57	44.221	12.788
28	44.082	14.737
22	44.409	15.376
38	44.613	15.449
11	44.185	15.494
34	44.223	15.912
32	44.174	16.128
39	44.163	16.440
23	44.816	16.628
46	44.559	17.044
21	44.336	17.401
18	44.969	17.675
58	44.590	17.738
25	44.416	18.310
41	44.325	18.366
12	44.266	18.924
47	44.650	24.124
Lap 19		
49	43.471	
37	43.465	0.069
33	43.460	3.628
31	44.187	6.656
13	44.498	8.643
57	44.483	13.800
28	44.187	15.453
22	44.613	16.518
38	44.705	16.683
11	44.839	16.862
32	44.963	17.620
39	44.665	17.634
34	45.205	17.646
23	44.745	17.902
46	44.419	17.992
21	44.248	18.178
58	44.026	18.293
18	44.354	18.558
41	45.259	20.154
12	44.979	20.432
47	45.252	25.905



160 cc
MOTO MINI - FIM WORLD SERIES
Super Final Race

Analysis

Personal Best | Session Best | **B** Crossing the finish line in pit lane

11 Huxley NOLAN — AUS
MotoMini Australia — OHVALE

Lap	Time	Sector 1	Sector 2	Sector 3	Kph	Elapsed
1	49.320				73.0	49.320
2	44.547				80.8	1:33.867
3	**43.933**				81.9	2:17.800
4	44.088				81.7	3:01.888
5	44.008				81.8	3:45.896
6	44.080				81.7	4:29.976
7	44.618				80.7	5:14.594
8	44.937				80.1	5:59.531
9	44.376				81.1	6:43.907
10	44.856				80.3	7:28.763
11	44.460				81.0	8:13.223
12	44.585				80.7	8:57.808
13	44.099				81.6	9:41.907
14	44.074				81.7	10:25.981
15	44.207				81.4	11:10.188
16	44.486				80.9	11:54.674
17	44.308				81.2	12:38.982
18	44.185				81.5	13:23.167
19	44.839				80.3	14:08.006

12 Austin ATTARD — AUS
MotoMini Australia — OHVALE

Lap	Time	Sector 1	Sector 2	Sector 3	Kph	Elapsed
1	52.982				67.9	52.982
2	45.200				79.6	1:38.182
3	44.584				80.7	2:22.766
4	44.265				81.3	3:07.031
5	**44.085**				81.7	3:51.116
6	44.257				81.3	4:35.373
7	44.151				81.5	5:19.524
8	44.168				81.5	6:03.692
9	44.182				81.5	6:47.874
10	44.111				81.6	7:31.985
11	44.219				81.4	8:16.204
12	44.429				81.0	9:00.633
13	44.299				81.3	9:44.932
14	44.298				81.3	10:29.230
15	44.276				81.3	11:13.506
16	44.350				81.2	11:57.856
17	44.475				80.9	12:42.331
18	44.266				81.3	13:26.597
19	44.979				80.0	14:11.576

13 Roman MASAR — SVK
MotoMini Austria — OHVALE

Lap	Time	Sector 1	Sector 2	Sector 3	Kph	Elapsed
1	48.352				74.5	48.352
2	44.042				81.7	1:32.394
3	44.065				81.7	2:16.459
4	44.235				81.4	3:00.694
5	43.892				82.0	3:44.586
6	44.351				81.2	4:28.937
7	43.653				82.5	5:12.590
8	44.005				81.8	5:56.595
9	**43.636**				82.5	6:40.231
10	43.693				82.4	7:23.924
11	43.692				82.4	8:07.616
12	43.875				82.1	8:51.491
13	43.839				82.1	9:35.330
14	43.780				82.2	10:19.110
15	43.898				82.0	11:03.008
16	44.110				81.6	11:47.118
17	44.008				81.8	12:31.126
18	44.163				81.5	13:15.289
19	44.498				80.9	13:59.787

18 Chen SIHANG — CHN
MotoMini China — OHVALE

Lap	Time	Sector 1	Sector 2	Sector 3	Kph	Elapsed
1	51.333				70.1	51.333
2	44.858				80.3	1:36.191
3	44.626				80.7	2:20.817
4	44.228				81.4	3:05.045
5	44.502				80.9	3:49.547
6	44.162				81.5	4:33.709
7	43.964				81.9	5:17.673
8	44.112				81.6	6:01.785
9	44.622				80.7	6:46.407
10	44.005				81.8	7:30.412
11	44.498				80.9	8:14.910
12	44.236				81.4	8:59.146
13	44.304				81.3	9:43.450
14	**43.948**				81.9	10:27.398
15	44.670				80.6	11:12.068
16	44.005				81.8	11:56.073
17	44.306				81.3	12:40.379
18	44.969				80.1	13:25.348
19	44.354				81.2	14:09.702

21 Tadeusz FRUKACZ — POL
MotoMini Czech Republic — OHVALE

Lap	Time	Sector 1	Sector 2	Sector 3	Kph	Elapsed
1	52.010				69.2	52.010
2	44.989				80.0	1:36.999
3	44.394				81.1	2:21.393
4	44.344				81.2	3:05.737
5	**43.981**				81.9	3:49.718
6	44.100				81.6	4:33.818
7	44.064				81.7	5:17.882
8	44.159				81.5	6:02.041
9	44.535				80.8	6:46.576
10	44.211				81.4	7:30.787
11	44.319				81.2	8:15.106
12	44.226				81.4	8:59.332
13	44.226				81.4	9:43.558
14	44.338				81.2	10:27.896
15	44.425				81.0	11:12.321
16	44.222				81.4	11:56.543
17	44.195				81.5	12:40.738
18	44.336				81.2	13:25.074
19	44.248				81.4	14:09.322

22 Romeo FORAY — FRA
MotoMini France — OHVALE

Lap	Time	Sector 1	Sector 2	Sector 3	Kph	Elapsed
1	51.716				69.6	51.716



160 cc
MOTO MINI - FIM WORLD SERIES
Super Final Race

Analysis

Personal Best | Session Best | **B** Crossing the finish line in pit lane

23 Thomas NOURRY — FRA
MotoMini France — OHVALE

Lap	Time	Sector 1	Sector 2	Sector 3	Kph	Elapsed
1	51.448				70.0	51.448
2	44.771				80.4	1:36.219
3	44.338				81.2	2:20.557
4	44.099				81.6	3:04.656
5	44.076				81.7	3:48.732
6	43.685				82.4	4:32.417
7	43.832				82.1	5:16.249
8	44.592				80.7	6:00.841
9	44.382				81.1	6:45.223
10	44.119				81.6	7:29.342
11	44.798				80.4	8:14.140
12	44.399				81.1	8:58.539
13	44.277				81.3	9:42.816
14	43.927				82.0	10:26.743
15	44.450				81.0	11:11.193
16	43.949				81.9	11:55.142
17	44.343				81.2	12:39.485
18	44.816				80.3	13:24.301
19	44.745				80.5	14:09.046

25 Till TRINKS — DEU
MotoMini Germany — OHVALE

Lap	Time	Sector 1	Sector 2	Sector 3	Kph	Elapsed
1	52.792				68.2	52.792
2	45.085				79.8	1:37.877
3	44.437				81.0	2:22.314
4	44.401				81.1	3:06.715
5	44.065				81.7	3:50.780
6	44.091				81.6	4:34.871
7	44.257				81.3	5:19.128
8	44.241				81.4	6:03.369
9	44.176				81.5	6:47.545
10	44.186				81.5	7:31.731
11	44.276				81.3	8:16.007
12	44.431				81.0	9:00.438
13	44.103				81.6	9:44.541
14	44.050				81.7	10:28.591
15	44.479				80.9	11:13.070
16	44.398				81.1	11:57.468
17	44.099				81.6	12:41.567
18	44.416				81.1	13:25.983

28 Muhammad ALI — INA
MotoMini Indonesia — OHVALE

Lap	Time	Sector 1	Sector 2	Sector 3	Kph	Elapsed
1	48.857				73.7	48.857
2	44.667				80.6	1:33.524
3	44.065				81.7	2:17.589
4	44.003				81.8	3:01.592
5	43.792				82.2	3:45.384
6	44.166				81.5	4:29.550
7	44.835				80.3	5:14.385
8	45.957				78.3	6:00.342
9	43.980				81.9	6:44.322
10	44.174				81.5	7:28.496
11	44.556				80.8	8:13.052
12	44.292				81.3	8:57.344
13	44.134				81.6	9:41.478
14	44.187				81.5	10:25.665
15	44.295				81.3	11:09.960
16	44.133				81.6	11:54.093
17	44.235				81.4	12:38.328
18	44.082				81.7	13:22.410
19	44.187				81.5	14:06.597

31 Enea BOBBIO — ITA
MotoMini Italy — OHVALE

Lap	Time	Sector 1	Sector 2	Sector 3	Kph	Elapsed
1	48.106				74.8	48.106
2	44.032				81.8	1:32.138
3	44.078				81.7	2:16.216
4	43.972				81.9	3:00.188
5	43.978				81.9	3:44.166
6	44.146				81.5	4:28.312
7	43.888				82.0	5:12.200
8	43.935				81.9	5:56.135
9	43.677				82.4	6:39.812
10	43.657				82.5	7:23.469
11	43.573				82.6	8:07.042
12	43.599				82.6	8:50.641
13	43.762				82.3	9:34.403
14	43.809				82.2	10:18.212
15	43.724				82.3	11:01.936
16	43.783				82.2	11:45.719
17	43.803				82.2	12:29.522
18	44.091				81.6	13:13.613
19	44.187				81.5	13:57.800

32 Michele CAIONI — ITA
MotoMini Italy — OHVALE

Lap	Time	Sector 1	Sector 2	Sector 3	Kph	Elapsed
1	51.605				69.8	51.605
2	45.314				79.4	1:36.919
3	44.332				81.2	2:21.251
4	44.100				81.6	3:05.351
5	44.113				81.6	3:49.464
6	43.980				81.9	4:33.444



160 cc
MOTO MINI - FIM WORLD SERIES
Super Final Race

Analysis

Personal Best | Session Best | **B** Crossing the finish line in pit lane

33 Rentaro YOSHIMURA — JPN
MotoMini Japan — OHVALE

Lap	Time	Sector 1	Sector 2	Sector 3	Kph	Elapsed
1	47.018				76.6	47.018
2	43.622				82.5	1:30.640
3	43.815				82.2	2:14.455
4	43.445				82.9	2:57.900
5	43.948				81.9	3:41.848
6	46.745				77.0	4:28.593
7	43.707				82.4	5:12.300
8	43.751				82.3	5:56.051
9	43.622				82.5	6:39.673
10	43.455				82.8	7:23.128
11	43.308				83.1	8:06.436
12	43.303				83.1	8:49.739
13	43.347				83.1	9:33.086
14	43.445				82.9	10:16.531
15	43.612				82.5	11:00.143
16	43.636				82.5	11:43.779
17	43.663				82.4	12:27.442
18	43.870				82.1	13:11.312
19	43.460				82.8	13:54.772

34 Riku TANAKA — JPN
MotoMini Japan — OHVALE

Lap	Time	Sector 1	Sector 2	Sector 3	Kph	Elapsed
1	49.996				72.0	49.996
2	44.630				80.7	1:34.626
3	44.206				81.4	2:18.832
4	44.152				81.5	3:02.984
5	43.964				81.9	3:46.948
6	44.093				81.6	4:31.041
7	44.006				81.8	5:15.047
8	45.614				78.9	6:00.661
9	44.206				81.4	6:44.867
10	44.285				81.3	7:29.152
11	44.501				80.9	8:13.653
12	44.478				80.9	8:58.131
13	44.100				81.6	9:42.231
14	44.158				81.5	10:26.389
15	44.272				81.3	11:10.661
16	44.390				81.1	11:55.051
17	44.311				81.2	12:39.362
18	44.223				81.4	13:23.585
19	45.205				79.6	14:08.790

37 Al-Adam MIKAIL — MYS
MotoMini Malaysia — OHVALE

Lap	Time	Sector 1	Sector 2	Sector 3	Kph	Elapsed
1	47.366				76.0	47.366
2	43.771				82.2	1:31.137
3	43.703				82.4	2:14.840
4	43.507				82.7	2:58.347
5	43.684				82.4	3:42.031
6	43.454				82.8	4:25.485
7	43.571				82.6	5:09.056
8	43.501				82.8	5:52.557
9	43.491				82.8	6:36.048
10	43.621				82.5	7:19.669
11	43.478				82.8	8:03.147
12	43.467				82.8	8:46.614
13	43.482				82.8	9:30.096
14	43.599				82.6	10:13.695
15	43.760				82.3	10:57.455
16	43.327				83.1	11:40.782
17	43.418				82.9	12:24.200
18	43.548				82.7	13:07.748
19	43.465				82.8	13:51.213

38 Qaish ISYRAF — MYS
MotoMini Malaysia — OHVALE

Lap	Time	Sector 1	Sector 2	Sector 3	Kph	Elapsed
1	49.019				73.4	49.019
2	44.375				81.1	1:33.394
3	43.989				81.8	2:17.383
4	44.058				81.7	3:01.441
5	43.823				82.1	3:45.264
6	44.246				81.4	4:29.510
7	44.857				80.3	5:14.367
8	45.886				78.5	6:00.253
9	44.031				81.8	6:44.284
10	44.233				81.4	7:28.517
11	44.510				80.9	8:13.027
12	44.240				81.4	8:57.267
13	44.119				81.6	9:41.386
14	44.036				81.8	10:25.422
15	44.445				81.0	11:09.867
16	44.144				81.6	11:54.011
17	44.498				80.9	12:38.509
18	44.613				80.7	13:23.122
19	44.705				80.5	14:07.827

39 Sep VAN DER ZWART — NLD
MotoMini Netherlands — OHVALE

Lap	Time	Sector 1	Sector 2	Sector 3	Kph	Elapsed
1	49.830				72.2	49.830
2	44.630				80.7	1:34.460
3	44.269				81.3	2:18.729
4	44.426				81.0	3:03.155
5	44.085				81.7	3:47.240
6	44.176				81.5	4:31.416
7	44.122				81.6	5:15.538
8	45.147				79.7	6:00.685
9	44.802				80.4	6:45.487
10	44.199				81.4	7:29.686



160 cc
MOTO MINI - FIM WORLD SERIES
Super Final Race

Analysis

Personal Best | Session Best | **B** Crossing the finish line in pit lane

41 Evan RUITENBERG — NLD
MotoMini Netherlands — OHVALE

Lap	Time	Sector 1	Sector 2	Sector 3	Kph	Elapsed
1	52.218				68.9	52.218
2	45.101				79.8	1:37.319
3	44.355				81.2	2:21.674
4	44.251				81.4	3:05.925
5	44.154				81.5	3:50.079
6	44.254				81.3	4:34.333
7	44.112				81.6	5:18.445
8	44.263				81.3	6:02.708
9	44.045				81.7	6:46.753
10	44.346				81.2	7:31.099
11	44.232				81.4	8:15.331
12	44.414				81.1	8:59.745
13	44.216				81.4	9:43.961
14	44.459				81.0	10:28.420
15	44.319				81.2	11:12.739
16	44.793				80.4	11:57.532
17	44.182				81.5	12:41.714
18	44.325				81.2	13:26.039
19	45.259				79.5	14:11.298

46 Tiago TOMÉ — PRT
MotoMini Portugal — OHVALE

Lap	Time	Sector 1	Sector 2	Sector 3	Kph	Elapsed
1	50.398				71.4	50.398
2	44.514				80.9	1:34.912
3	44.246				81.4	2:19.158
4	44.199				81.4	3:03.357
5	44.134				81.6	3:47.491
6	44.121				81.6	4:31.612
7	43.995				81.8	5:15.607
8	45.722				78.7	6:01.329
9	44.848				80.3	6:46.177
10	44.030				81.8	7:30.207
11	44.501				80.9	8:14.708
12	44.292				81.3	8:59.000
13	44.174				81.5	9:43.174
14	44.029				81.8	10:27.203
15	44.689				80.6	11:11.892
16	44.063				81.7	11:55.955
17	44.203				81.4	12:40.158
18	44.559				80.8	13:24.717
19	44.419				81.0	14:09.136

47 Simão VIEGAS — PRT
MotoMini Portugal — OHVALE

Lap	Time	Sector 1	Sector 2	Sector 3	Kph	Elapsed
1	53.148				67.7	53.148
2	45.381				79.3	1:38.529
3	44.536				80.8	2:23.065
4	44.609				80.7	3:07.674
5	44.400				81.1	3:52.074
6	44.471				81.0	4:36.545
7	44.562				80.8	5:21.107
8	44.436				81.0	6:05.543
9	44.411				81.1	6:49.954
10	44.661				80.6	7:34.615
11	44.475				80.9	8:19.090
12	44.338				81.2	9:03.428
13	44.555				80.8	9:47.983
14	45.487				79.1	10:33.470
15	44.485				80.9	11:17.955
16	44.557				80.8	12:02.512
17	44.635				80.7	12:47.147
18	44.650				80.6	13:31.797
19	45.252				79.6	14:17.049

48 Alejandro CASTILLA — ESP
MotoMini Spain — OHVALE

Lap	Time	Sector 1	Sector 2	Sector 3	Kph	Elapsed
1	47.162				76.3	47.162
2	43.829				82.1	1:30.991
3	43.740				82.3	2:14.731
4	43.475				82.8	2:58.206
5	43.644				82.5	3:41.850

49 Hugo ROMERA — ESP
MotoMini Spain — OHVALE

Lap	Time	Sector 1	Sector 2	Sector 3	Kph	Elapsed
1	46.847				76.8	46.847
2	43.670				82.4	1:30.517
3	44.057				81.7	2:14.574
4	43.339				83.1	2:57.913
5	43.714				82.4	3:41.627
6	43.808				82.2	4:25.435
7	43.565				82.6	5:09.000
8	43.514				82.7	5:52.514
9	43.508				82.7	6:36.022
10	43.615				82.5	7:19.637
11	43.455				82.8	8:03.092
12	43.492				82.8	8:46.584
13	43.460				82.8	9:30.044
14	43.575				82.6	10:13.619
15	43.515				82.7	10:57.134
16	43.567				82.6	11:40.701
17	43.455				82.8	12:24.156
18	43.517				82.7	13:07.673
19	43.471				82.8	13:51.144

57 Zaal FARHAND — USA
MotoMini USA — OHVALE

Lap	Time	Sector 1	Sector 2	Sector 3	Kph	Elapsed
1	47.823				75.3	47.823
2	44.192				81.5	1:32.015
3	44.180				81.5	2:16.195
4	44.555				80.8	3:00.750
5	44.136				81.6	3:44.886
6	44.225				81.4	4:29.111



160 cc
MOTO MINI - FIM WORLD SERIES
Super Final Race

Analysis

Personal Best | Session Best | **B** Crossing the finish line in pit lane

Lap	Time	Sector 1	Sector 2	Sector 3	Kph	Elapsed
7	**43.984**				81.8	5:13.095
8	44.033				81.8	5:57.128
9	44.055				81.7	6:41.183
10	44.321				81.2	7:25.504
11	44.172				81.5	8:09.676
12	44.368				81.1	8:54.044
13	44.460				81.0	9:38.504
14	44.760				80.4	10:23.264
15	44.457				81.0	11:07.721
16	44.202				81.4	11:51.923
17	44.317				81.2	12:36.240
18	44.221				81.4	13:20.461
19	44.483				80.9	14:04.944

58 **Lambert SU** USA

MotoMini USA OHVALE

Lap	Time	Sector 1	Sector 2	Sector 3	Kph	Elapsed
1	52.626				68.4	52.626
2	44.973				80.0	1:37.599
3	44.333				81.2	2:21.932
4	44.225				81.4	3:06.157
5	44.175				81.5	3:50.332
6	44.076				81.7	4:34.408
7	44.145				81.5	5:18.553
8	44.266				81.3	6:02.819
9	44.292				81.3	6:47.111
10	44.127				81.6	7:31.238
11	44.184				81.5	8:15.422
12	44.454				81.0	8:59.876
13	44.099				81.6	9:43.975
14	**43.996**				81.8	10:27.971
15	44.471				81.0	11:12.442
16	44.362				81.2	11:56.804
17	44.017				81.8	12:40.821
18	44.590				80.7	13:25.411
19	44.026				81.8	14:09.437

MOTO MINI - FIM WORLD SERIES

160 cc

Super Final Race

Weather Report

Air Temperature



Track Temperature

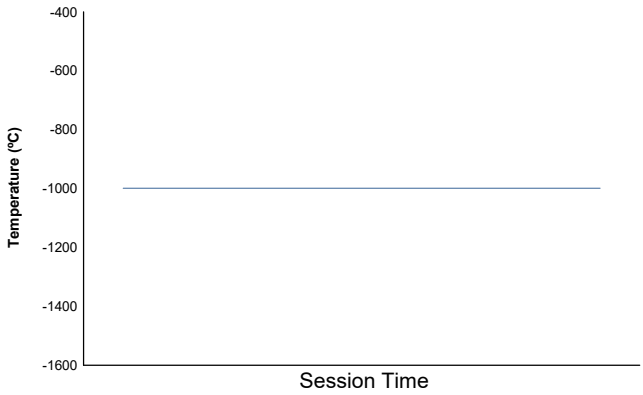

Humidity

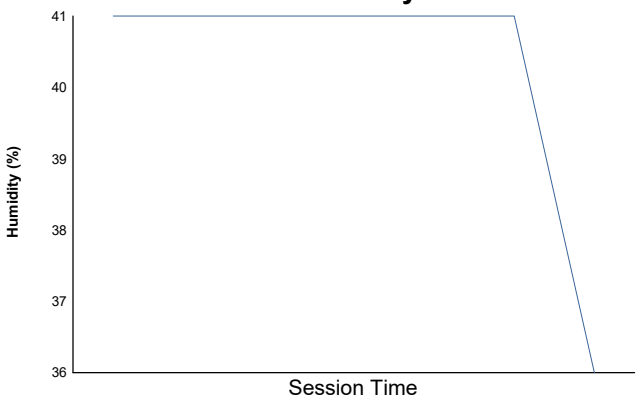

Pressure

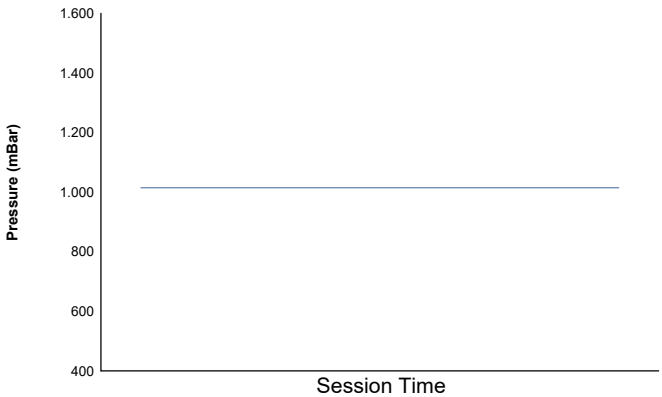

Wind Speed

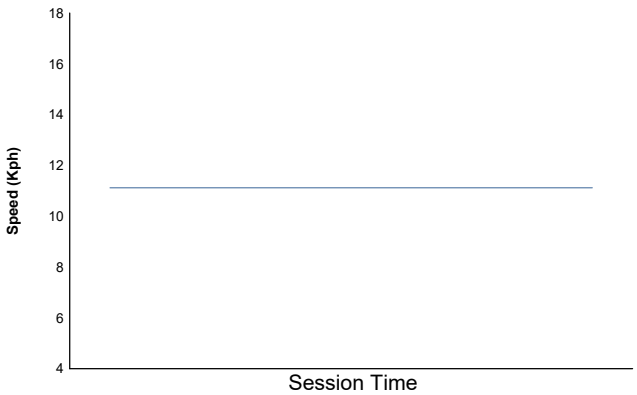

Wind direction

North = 0º/360º Est = 90º South = 180º West= 270º

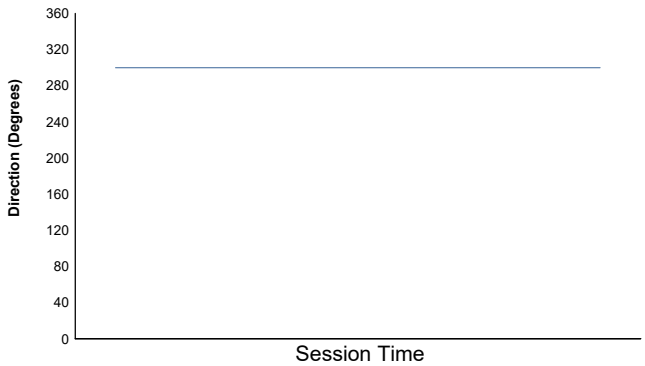

Track Status: **DRY**



160 cc
MOTO MINI - FIM WORLD SERIES
Super Final Race ((19 laps, 19,0 km.))
Starting Grid

12 A. ATTARD	22	47 S. VIEGAS	23	25 T. TRINKS	21
21 T. FRUKACZ	19	58 L. SU	20	41 E. RUITENBERG	18
32 M. CAIONI	16	22 R. FORAY	17	23 T. NOURRY	15
11 H. NOLAN	13	46 T. TOMÉ	14	39 S. VAN DER ZWART	12
34 R. TANAKA	10	18 C. SIHANG	11	38 Q. ISYRAF	9
13 R. MASAR	7	28 M. ALI	8	31 E. BOBBIO	6
37 A. MIKAIL	4	57 Z. FARHAND	5	48 A. CASTILLA	3
33 R. YOSHIMURA	1	49 H. ROMERA	2		

Race Director:	Timekeeper:

MotoMini 160cc VLC

After Super Final Race

Pos	Participant	Total Points	VLC R1	VLC R2	VLC SFR
1	Hugo ROMERA	90	20	20	50
2	Rentaro YOSHIMURA	82	25	25	32
3	Al-Adam MIKAIL	69	16	13	40
4	Enea BOBBIO	43	8	9	26
5	Zaal FARHAND	41	11	10	20
6	Roman MASAR	39	10	7	22
7	Muhammad ALI	33	7	8	18
8	Alejandro CASTILLA	29	13	16	*
9	Qaish ISYRAF	26	1	11	14
10	Romeo FORAY	20	4	*	16
11	Huxley NOLAN	19	6	1	12
12	Riku TANAKA	15	9		6
13	Sep VAN DER ZWART	15	5	2	8
14	Michele CAIONI	14	*	4	10
15	Thomas NOURRY	9	2	3	4
16	Tiago TOMÉ	8	/	6	2
17	Chen SIHANG	8	3	5	
18	Evan RUITENBERG	0			
19	Tadeusz FRUKACZ	0			
20	Lambert SU	0			
21	Till TRINKS	0			*
22	Austin ATTARD	0			
23	Simão VIEGAS	0	/		
24	Wang ZIXINWEI	0	/	/	/

/ DNS