

190 cc
MOTO MINI - FIM WORLD SERIES
Qualifying Race 1 ((15 laps, 15,0 km.))
Classification

	Rider	Nat	Team	Bike	Tyres	Cl.	Laps	Total Time	Gap	Kph	Best Lap		
											Lap	Time	Kph
1	82 Malek RIDHA	MYS	MotoMini Malaysia	OHVALE		190	15	**10:52.719**	-	82.7	4	**43.111**	83.5
2	93 Connor RAYMOND	USA	MotoMini USA	OHVALE		190	15	**10:52.893**	+0.174	82.7	5	**43.063**	83.6
3	76 Ngo Nguyen MINH TUAN	VIE	MotoMini Indonesia	OHVALE		190	15	**10:53.840**	+1.121	82.6	7	**42.985**	83.8
4	72 Arthur LEGRAND	FRA	MotoMini France	OHVALE		190	15	**10:54.036**	+1.317	82.6	10	**43.054**	83.6
5	85 Chen QIPEIZHENG	CHN	MotoMini Northeast Asia	OHVALE		190	15	**10:59.859**	+7.140	81.8	5	**43.271**	83.2
6	65 Stefan TANASIC	CAN	MotoMini Canada	OHVALE		190	15	**11:01.549**	+8.830	81.6	11	**43.521**	82.7
7	89 Max ROBINSON	GBR	MotoMini UK	OHVALE		190	15	**11:07.663**	+14.944	80.9	4	**43.903**	82.0
8	86 Wang HANDUO	CHN	MotoMini Northeast Asia	OHVALE		190	15	**11:12.604**	+19.885	80.3	9	**44.205**	81.4
9	77 I Gede BAGUS	INA	MotoMini Indonesia	OHVALE		190	14	**11:03.957**	1 Lap	75.9	6	**44.919**	80.1
	Not classified:												
	91 Tommy KEATES	GBR	MotoMini UK	OHVALE		190	11	**8:05.516**			7	**43.297**	83.1
	75 Helena WEIDERER	DEU	MotoMini Germany	OHVALE		190	6	**4:37.034**			6	**45.047**	79.9
	74 Manuel KRÖNER	DEU	MotoMini Germany	OHVALE		190	2	**1:33.099**			2	**44.226**	81.4

Pole Position		A. LEGRAND	**43.005**	83.7 Kph
Fastest Lap	Lap 7	Ngo Nguyen MINH TUAN	**42.985**	83.8 Kph

Published at: .....

Track Status: **DRY**

Stewards:	**Timekeeper:**



190 cc
MOTO MINI - FIM WORLD SERIES
Qualifying Race 1

Lap Chart

Nr	Pos	Grid	LAP 1	2	3	4	5	6	7	8	9	10	11	12	13	14	15
72	**1**	72	82	82	82	82	82	82	82	82	82	82	82	82	82	82	82
82	**2**	82	93	93	93	93	93	93	93	93	93	93	93	93	93	93	93
93	**3**	93	72	72	72	72	72	72	72	72	72	72	72	72	72	72	76
65	**4**	65	65	76	76	76	76	76	76	76	76	76	76	76	76	76	72
76	**5**	76	76	65	65	65	65	91	91	91	91	91	91	85	85	85	85
85	**6**	85	91	91	91	91	91	65	85	85	85	85	85	65	65	65	65
91	**7**	91	85	85	85	85	85	85	65	65	65	65	65	89	89	89	89
74	**8**	74	74	74	89	89	89	89	89	89	89	89	89	86	86	86	86
89	**9**	89	89	89	86	86	86	86	86	86	86	86	86	77	77	77	
86	**10**	86	86	86	75	75	75	75	77	77	77	77	77				
75	**11**	75	75	75	77	77	77	77									
77	**12**	77	77	77													



190 cc
MOTO MINI - FIM WORLD SERIES
Qualifying Race 1

Fastest Lap Sequence

Practice Time		Rider	Team	Bike	Class	Time	Kph	Lap
1:30.155	**82**	**Malek RIDHA**	MotoMini Malaysia	OHVALE	190	**43.322**	83.1	2
2:13.427	**82**	**Malek RIDHA**	MotoMini Malaysia	OHVALE	190	**43.272**	83.2	3
2:13.696	**93**	**Connor RAYMOND**	MotoMini USA	OHVALE	190	**43.262**	83.2	3
2:13.902	**72**	**Arthur LEGRAND**	MotoMini France	OHVALE	190	**43.067**	83.6	3
3:39.881	**93**	**Connor RAYMOND**	MotoMini USA	OHVALE	190	**43.063**	83.6	5
3:41.357	**76**	**Ngo Nguyen MINH TUAN**	MotoMini Indonesia	OHVALE	190	**43.000**	83.7	5
5:07.348	**76**	**Ngo Nguyen MINH TUAN**	MotoMini Indonesia	OHVALE	190	**42.985**	83.8	7



190 cc
MOTO MINI - FIM WORLD SERIES
Qualifying Race 1

Analysis by lap

Lapped

Lap 1

Nr	Lap Time	Gap
82	46.833	
93	46.953	0.120
72	47.296	0.463
65	47.938	1.105
76	48.029	1.196
91	48.300	1.467
85	48.584	1.751
74	48.873	2.040
89	49.060	2.227
86	50.135	3.302
75	50.891	4.058
77	51.049	4.216

Lap 2

Nr	Lap Time	Gap
82	43.322	
93	43.481	0.279
72	43.539	0.680
76	44.063	1.937
65	44.364	2.147
91	44.069	2.214
85	44.165	2.594
74	44.226	2.944
89	44.131	3.036
86	44.926	4.906
75	45.213	5.949
77	45.631	6.525

Lap 3

Nr	Lap Time	Gap
82	43.272	
93	43.262	0.269
72	43.067	0.475
76	43.146	1.811
65	43.787	2.662
91	43.823	2.765
85	44.050	3.372
89	43.983	3.747
86	44.635	6.269
75	45.547	8.224
77	45.223	8.476

Lap 4

Nr	Lap Time	Gap
82	43.111	
93	43.122	0.280
72	43.211	0.575
76	43.119	1.819
65	43.559	3.110
91	43.566	3.220
85	43.496	3.757
89	43.903	4.539
86	44.450	7.608
75	45.151	10.264
77	45.266	10.631

Lap 5

Nr	Lap Time	Gap
82	43.112	
93	43.063	0.231
72	43.177	0.640
76	43.000	1.707
65	43.703	3.701
91	43.677	3.785
85	43.271	3.916
89	44.024	5.451
86	44.355	8.851
75	45.185	12.337
77	45.096	12.615

Lap 6

Nr	Lap Time	Gap
82	43.219	
93	43.160	0.172
72	43.105	0.526
76	43.006	1.494
91	44.210	4.776
65	44.616	5.098
85	44.666	5.363
89	44.028	6.260
86	44.264	9.896
75	45.047	14.165
77	44.919	14.315

Lap 7

Nr	Lap Time	Gap
82	43.162	
93	43.184	0.194
72	43.213	0.577
76	42.985	1.317
91	43.297	4.911
85	43.717	5.918
65	44.011	5.947
89	44.002	7.100
86	44.311	11.045
77	57.268	28.421

Lap 8

Nr	Lap Time	Gap
82	43.218	
93	43.226	0.202
72	43.598	0.957
76	43.338	1.437
91	43.665	5.358
85	43.338	6.038
65	44.186	6.915
89	44.182	8.064
86	44.431	12.258
77	46.120	31.323

Lap 9

Nr	Lap Time	Gap
82	43.167	
93	43.218	0.253
72	43.076	0.866
76	43.089	1.359
91	43.381	5.572
85	43.328	6.199
65	43.584	7.332
89	44.108	9.005
86	44.205	13.296
77	45.969	34.125

Lap 10

Nr	Lap Time	Gap
82	43.362	
93	43.227	0.118
72	43.054	0.558
76	43.299	1.296
91	44.176	6.386
85	43.589	6.426
65	43.533	7.503
89	44.267	9.910
86	44.284	14.218
77	45.732	36.495

Lap 11

Nr	Lap Time	Gap
82	43.519	
93	43.643	0.242
72	43.435	0.474
76	43.523	1.300
91	43.352	6.219
85	43.738	6.645
65	43.521	7.505
89	44.279	10.670
86	44.262	14.961
77	45.409	38.385

Lap 12

Nr	Lap Time	Gap
82	43.190	
93	43.109	0.161
72	43.301	0.585
76	43.170	1.280
85	43.441	6.896
65	43.630	7.945
89	44.647	12.127
86	44.682	16.453
77	45.983	41.178

Lap 13

Nr	Lap Time	Gap
82	43.261	
93	43.274	0.174
72	43.348	0.672
76	43.171	1.190
85	43.524	7.159
65	43.729	8.413
89	44.407	13.273
86	44.427	17.619

Lap 14

Nr	Lap Time	Gap
82	43.628	
93	43.602	0.148
72	43.480	0.524
76	43.245	0.807
77	50.134	1 Lap
85	43.372	6.903
65	43.741	8.526
89	44.189	13.834
86	44.596	18.587

Lap 15

Nr	Lap Time	Gap
82	43.343	
93	43.369	0.174
76	43.657	1.121
72	44.136	1.317
85	43.580	7.140
65	43.647	8.830
77	50.158	1 Lap
89	44.453	14.944
86	44.641	19.885



190 cc
MOTO MINI - FIM WORLD SERIES
Qualifying Race 1

Analysis

Personal Best | Session Best | **B** Crossing the finish line in pit lane

65 Stefan TANASIC — CAN
MotoMini Canada — OHVALE

Lap	Time	Sector 1	Sector 2	Sector 3	Kph	Elapsed
1	47.938				75.1	47.938
2	44.364				81.1	1:32.302
3	43.787				82.2	2:16.089
4	43.559				82.6	2:59.648
5	43.703				82.4	3:43.351
6	44.616				80.7	4:27.967
7	44.011				81.8	5:11.978
8	44.186				81.5	5:56.164
9	43.584				82.6	6:39.748
10	43.533				82.7	7:23.281
11	43.521				82.7	8:06.802
12	43.630				82.5	8:50.432
13	43.729				82.3	9:34.161
14	43.741				82.3	10:17.902
15	43.647				82.5	11:01.549

72 Arthur LEGRAND — FRA
MotoMini France — OHVALE

Lap	Time	Sector 1	Sector 2	Sector 3	Kph	Elapsed
1	47.296				76.1	47.296
2	43.539				82.7	1:30.835
3	43.067				83.6	2:13.902
4	43.211				83.3	2:57.113
5	43.177				83.4	3:40.290
6	43.105				83.5	4:23.395
7	43.213				83.3	5:06.608
8	43.598				82.6	5:50.206
9	43.076				83.6	6:33.282
10	43.054				83.6	7:16.336
11	43.435				82.9	7:59.771
12	43.301				83.1	8:43.072
13	43.348				83.0	9:26.420
14	43.480				82.8	10:09.900
15	44.136				81.6	10:54.036

74 Manuel KRÖNER — DEU
MotoMini Germany — OHVALE

Lap	Time	Sector 1	Sector 2	Sector 3	Kph	Elapsed
1	48.873				73.7	48.873
2	44.226				81.4	1:33.099

75 Helena WEIDERER — DEU
MotoMini Germany — OHVALE

Lap	Time	Sector 1	Sector 2	Sector 3	Kph	Elapsed
1	50.891				70.7	50.891
2	45.213				79.6	1:36.104
3	45.547				79.0	2:21.651
4	45.151				79.7	3:06.802
5	45.185				79.7	3:51.987
6	45.047				79.9	4:37.034

76 Ngo Nguyen MINH TUAN — VIE
MotoMini Indonesia — OHVALE

Lap	Time	Sector 1	Sector 2	Sector 3	Kph	Elapsed
1	48.029				75.0	48.029
2	44.063				81.7	1:32.092
3	43.146				83.4	2:15.238
4	43.119				83.5	2:58.357
5	43.000				83.7	3:41.357
6	43.006				83.7	4:24.363
7	42.985				83.8	5:07.348
8	43.338				83.1	5:50.686
9	43.089				83.5	6:33.775
10	43.299				83.1	7:17.074
11	43.523				82.7	8:00.597
12	43.170				83.4	8:43.767
13	43.171				83.4	9:26.938
14	43.245				83.2	10:10.183
15	43.657				82.5	10:53.840

77 I Gede BAGUS — INA
MotoMini Indonesia — OHVALE

Lap	Time	Sector 1	Sector 2	Sector 3	Kph	Elapsed
1	51.049				70.5	51.049
2	45.631				78.9	1:36.680
3	45.223				79.6	2:21.903
4	45.266				79.5	3:07.169
5	45.096				79.8	3:52.265
6	44.919				80.1	4:37.184
7	57.268				62.9	5:34.452
8	46.120				78.1	6:20.572
9	45.969				78.3	7:06.541
10	45.732				78.7	7:52.273
11	45.409				79.3	8:37.682
12	45.983				78.3	9:23.665
13	50.134				71.8	10:13.799
14	50.158				71.8	11:03.957

82 Malek RIDHA — MYS
MotoMini Malaysia — OHVALE

Lap	Time	Sector 1	Sector 2	Sector 3	Kph	Elapsed
1	46.833				76.9	46.833
2	43.322				83.1	1:30.155
3	43.272				83.2	2:13.427
4	43.111				83.5	2:56.538
5	43.112				83.5	3:39.650
6	43.219				83.3	4:22.869
7	43.162				83.4	5:06.031
8	43.218				83.3	5:49.249
9	43.167				83.4	6:32.416
10	43.362				83.0	7:15.778
11	43.519				82.7	7:59.297
12	43.190				83.4	8:42.487
13	43.261				83.2	9:25.748
14	43.628				82.5	10:09.376
15	43.343				83.1	10:52.719

85 Chen QIPEIZHENG — CHN
MotoMini Northeast Asia — OHVALE

Lap	Time	Sector 1	Sector 2	Sector 3	Kph	Elapsed
1	48.584				74.1	48.584
2	44.165				81.5	1:32.749
3	44.050				81.7	2:16.799
4	43.496				82.8	3:00.295
5	43.271				83.2	3:43.566
6	44.666				80.6	4:28.232
7	43.717				82.3	5:11.949
8	43.338				83.1	5:55.287



190 cc
MOTO MINI - FIM WORLD SERIES
Qualifying Race 1

Analysis

Personal Best | Session Best | **B** Crossing the finish line in pit lane

86 Wang HANDUO — CHN
MotoMini Northeast Asia — OHVALE

Lap	Time	Sector 1	Sector 2	Sector 3	Kph	Elapsed
1	50.135				71.8	50.135
2	44.926				80.1	1:35.061
3	44.635				80.7	2:19.696
4	44.450				81.0	3:04.146
5	44.355				81.2	3:48.501
6	44.264				81.3	4:32.765
7	44.311				81.2	5:17.076
8	44.431				81.0	6:01.507
9	44.205				81.4	6:45.712
10	44.284				81.3	7:29.996
11	44.262				81.3	8:14.258
12	44.682				80.6	8:58.940
13	44.427				81.0	9:43.367
14	44.596				80.7	10:27.963
15	44.641				80.6	11:12.604

89 Max ROBINSON — GBR
MotoMini UK — OHVALE

Lap	Time	Sector 1	Sector 2	Sector 3	Kph	Elapsed
1	49.060				73.4	49.060
2	44.131				81.6	1:33.191
3	43.983				81.8	2:17.174
4	43.903				82.0	3:01.077
5	44.024				81.8	3:45.101
6	44.028				81.8	4:29.129
7	44.002				81.8	5:13.131
8	44.182				81.5	5:57.313
9	44.108				81.6	6:41.421
10	44.267				81.3	7:25.688
11	44.279				81.3	8:09.967
12	44.647				80.6	8:54.614
13	44.407				81.1	9:39.021
14	44.189				81.5	10:23.210
15	44.453				81.0	11:07.663

91 Tommy KEATES — GBR
MotoMini UK — OHVALE

Lap	Time	Sector 1	Sector 2	Sector 3	Kph	Elapsed
1	48.300				74.5	48.300
2	44.069				81.7	1:32.369
3	43.823				82.1	2:16.192
4	43.566				82.6	2:59.758
5	43.677				82.4	3:43.435
6	44.210				81.4	4:27.645
7	43.297				83.1	5:10.942
8	43.665				82.4	5:54.607
9	43.381				83.0	6:37.988
10	44.176				81.5	7:22.164
11	43.352				83.0	8:05.516

93 Connor RAYMOND — USA
MotoMini USA — OHVALE

Lap	Time	Sector 1	Sector 2	Sector 3	Kph	Elapsed
1	46.953				76.7	46.953
2	43.481				82.8	1:30.434
3	43.262				83.2	2:13.696
4	43.122				83.5	2:56.818
5	43.063				83.6	3:39.881
6	43.160				83.4	4:23.041
7	43.184				83.4	5:06.225
8	43.226				83.3	5:49.451
9	43.218				83.3	6:32.669
10	43.227				83.3	7:15.896
11	43.643				82.5	7:59.539
12	43.109				83.5	8:42.648
13	43.274				83.2	9:25.922
14	43.602				82.6	10:09.524
15	43.369				83.0	10:52.893

MOTO MINI - FIM WORLD SERIES

190 cc

Qualifying Race 1

Weather Report

Air Temperature

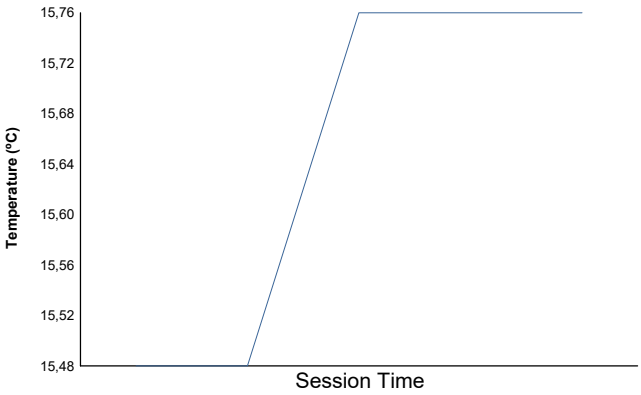

Track Temperature

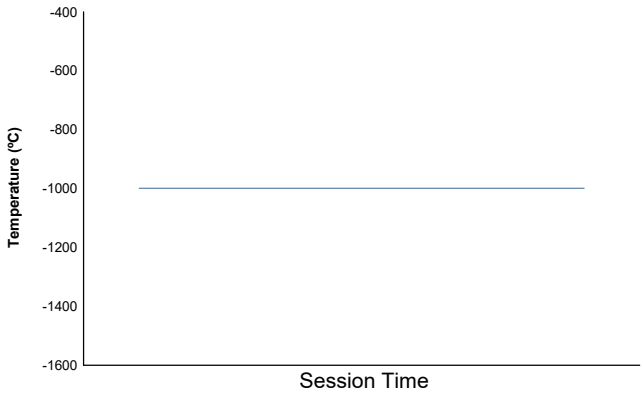

Humidity

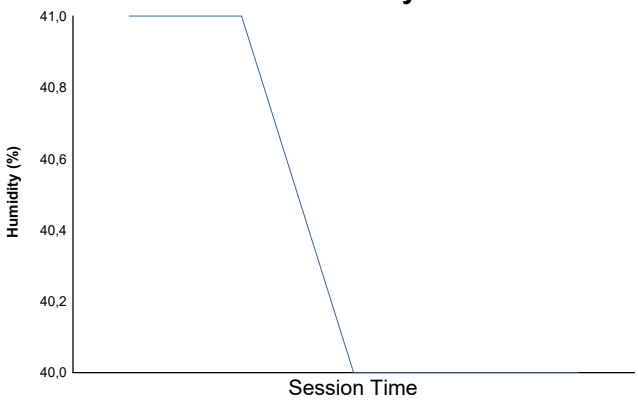

Pressure

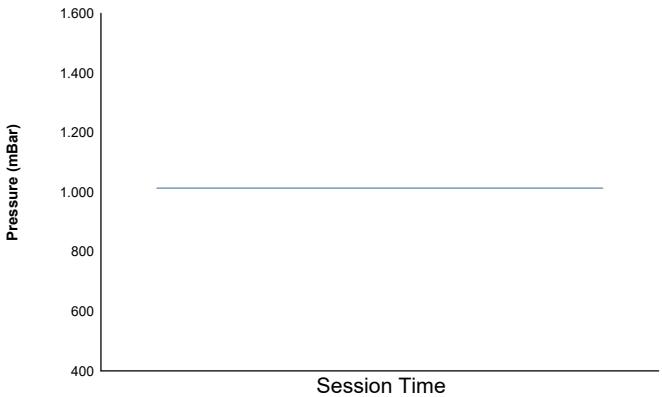

Wind Speed

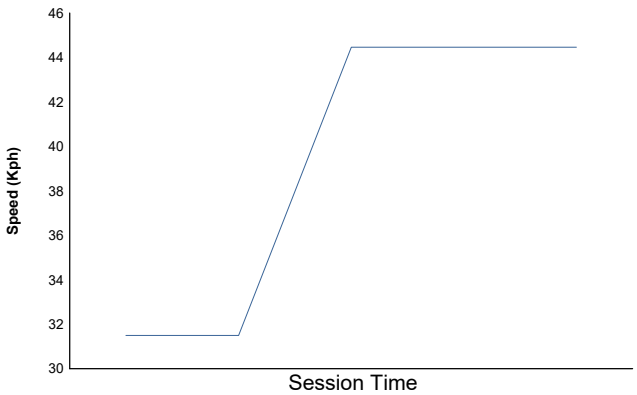

Wind direction

North = 0º/360º Est = 90º South = 180º West= 270º

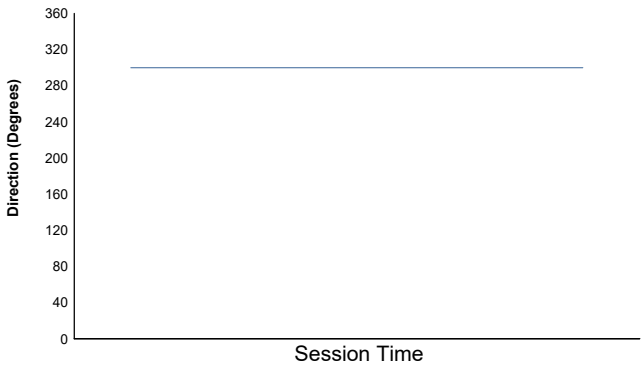

Track Status: **DRY**



190 cc
MOTO MINI - FIM WORLD SERIES
Qualifying Race 1 ((15 laps, 15,0 km.))
Starting Grid

86 W. HANDUO	44.422	10
91 T. KEATES	43.715	7
65 S. TANASIC	43.568	4
72 A. LEGRAND	43.005	1
75 H. WEIDERER	44.846	11
74 M. KRÖNER	44.061	8
76 N. MINH TUAN	43.629	5
82 M. RIDHA	43.009	2
77 I. BAGUS	45.240	12
89 M. ROBINSON	44.192	9
85 C. QIPEIZHENG	43.640	6
93 C. RAYMOND	43.184	3

Race Director:	Timekeeper: