

160 cc
MOTO MINI - FIM WORLD SERIES
Qualifying Race 2 ((14 laps, 14,0 km.))
Classification

		Rider	Nat	Team	Bike	Tyres	Cl.	Laps	Total Time	Gap	Kph	Best Lap		
												Lap	Time	Kph
1	21	Tadeusz FRUKACZ	POL	MotoMini Czech Republic	OHVALE		160	14	**10:31.934**	-	79.8	7	**44.500**	80.9
2	47	Simão VIEGAS	PRT	MotoMini Portugal	OHVALE		160	14	**10:32.260**	+0.326	79.7	7	**44.481**	80.9
3	14	Matteo BILKA	SVK	MotoMini Austria	OHVALE		160	14	**10:33.584**	+1.650	79.5	14	**44.636**	80.7
4	55	Jenson KNOWLES	GBR	MotoMini UK	OHVALE		160	14	**10:34.178**	+2.244	79.5	14	**44.713**	80.5
5	56	Jenson ANSELL	GBR	MotoMini UK	OHVALE		160	14	**10:34.790**	+2.856	79.4	12	**44.721**	80.5
6	19	Maxmilián MACALÍK	CZE	MotoMini Czech Republic	OHVALE		160	14	**10:34.948**	+3.014	79.4	7	**44.581**	80.8
7	36	Max MOLINA	MEX	MotoMini Latin America	OHVALE		160	14	**10:36.665**	+4.731	79.2	8	**44.806**	80.3
8	29	Satria ARFANUR	INA	MotoMini Indonesia	OHVALE		160	14	**10:41.886**	+9.952	78.5	6	**45.097**	79.8
9	35	Caua SANTOS	BRA	MotoMini Latin America	OHVALE		160	14	**10:41.920**	+9.986	78.5	4	**44.988**	80.0
10	42	Xiu Yu HAN	CHN	MotoMini Northeast Asia	OHVALE		160	14	**10:42.270**	+10.336	78.5	7	**45.106**	79.8
11	43	Siying LYU	CHN	MotoMini Northeast Asia	OHVALE		160	14	**10:42.361**	+10.427	78.5	9	**45.168**	79.7
12	53	Enes Çagan ÇAKIR	TUR	MotoMini Türkiye	OHVALE		160	14	**10:42.718**	+10.784	78.4	3	**45.137**	79.8
13	24	Ron RICHTER	DEU	MotoMini Germany	OHVALE		160	14	**10:42.852**	+10.918	78.4	7	**45.064**	79.9
14	15	Tommy MOLNAR	CAN	MotoMini Canada	OHVALE		160	14	**10:46.063**	+14.129	78.0	4	**45.345**	79.4
15	54	Mikail SERTKAYA	TUR	MotoMini Türkiye	OHVALE		160	14	**10:49.442**	+17.508	77.6	4	**45.391**	79.3
16	51	Naruchol KEERATIPRAPA	THA	MotoMini Thailand	OHVALE		160	14	**10:52.715**	+20.781	77.2	5	**45.391**	79.3
17	16	Martina CARDENAS	CAN	MotoMini Canada	OHVALE		160	14	**10:54.653**	+22.719	77.0	8	**45.555**	79.0
18	44	Melchyzedeck NGO	PHL	MotoMini Philippines	OHVALE		160	14	**10:56.140**	+24.206	76.8	5	**45.646**	78.9
19	26	Prem KHANDLE	IND	MotoMini India	OHVALE		160	13	**10:39.912**	1 Lap	73.1	4	**47.132**	76.4
		Not classified:												
	45	Miguel DIZON	PHL	MotoMini Philippines	OHVALE		160	7	**5:41.801**			6	**47.613**	75.6

Pole Position		T. FRUKACZ	**44.666**	80.6 Kph
Fastest Lap	Lap 7	Simão VIEGAS	**44.481**	80.9 Kph

RIDER #19 - TIME PENALTY 3 SECONDS - JUMP START

Published at: .....

Track Status: **DRY**

Stewards:	**Timekeeper:**



160 cc
MOTO MINI - FIM WORLD SERIES
Qualifying Race 2

Lap Chart

			LAP													
Nr	Pos	Grid	1	2	3	4	5	6	7	8	9	10	11	12	13	14
21	**1**	21	55	55	55	55	19	19	19	19	19	19	19	19	19	21
55	**2**	55	21	21	19	19	21	21	21	21	21	21	21	21	21	19
19	**3**	19	19	19	21	21	55	47	47	47	47	47	47	47	47	47
56	**4**	56	47	47	47	47	47	55	55	55	55	55	14	14	14	14
47	**5**	47	56	36	36	36	36	36	36	36	14	14	55	55	55	55
36	**6**	36	36	56	56	56	14	14	14	14	56	56	56	56	56	56
14	**7**	14	14	14	14	14	56	56	56	56	36	36	36	36	36	36
43	**8**	43	42	42	42	42	35	35	35	35	35	29	29	29	29	29
35	**9**	35	43	43	35	35	29	29	29	29	29	35	35	35	35	35
42	**10**	42	35	35	29	29	42	42	42	42	42	42	42	42	42	42
53	**11**	53	29	29	43	43	43	43	43	43	43	43	43	43	43	43
29	**12**	29	53	53	53	53	53	53	53	53	53	53	53	53	53	53
24	**13**	24	24	24	24	24	24	24	24	24	24	24	24	24	24	24
15	**14**	15	15	15	15	15	15	15	15	15	15	15	15	15	15	15
54	**15**	54	44	44	44	44	44	44	44	44	54	54	54	54	54	54
44	**16**	44	54	54	54	54	54	54	54	54	44	44	44	51	51	51
51	**17**	51	45	16	16	16	16	51	51	51	51	51	51	16	16	16
16	**18**	16	16	51	51	51	51	16	16	16	16	16	16	44	44	44
45	**19**	45	51	45	45	26	26	26	26	26	26	26	26	26	26	
26	**20**	26	26	26	26	45	45	45	45							



160 cc
MOTO MINI - FIM WORLD SERIES
Qualifying Race 2

Fastest Lap Sequence

Practice Time		Rider	Team	Bike	Class	Time	Kph	Lap
1:33.294	55	**Jenson KNOWLES**	MotoMini UK	OHVALE	160	**45.285**	79.5	2
1:33.585	19	**Maxmilián MACALÍK**	MotoMini Czech Republic	OHVALE	160	**45.221**	79.6	2
1:33.985	47	**Simão VIEGAS**	MotoMini Portugal	OHVALE	160	**44.864**	80.2	2
3:48.448	19	**Maxmilián MACALÍK**	MotoMini Czech Republic	OHVALE	160	**44.678**	80.6	5
4:33.484	21	**Tadeusz FRUKACZ**	MotoMini Czech Republic	OHVALE	160	**44.564**	80.8	6
5:17.984	21	**Tadeusz FRUKACZ**	MotoMini Czech Republic	OHVALE	160	**44.500**	80.9	7
5:18.500	47	**Simão VIEGAS**	MotoMini Portugal	OHVALE	160	**44.481**	80.9	7



160 cc
MOTO MINI - FIM WORLD SERIES
Qualifying Race 2

Analysis by lap

Lapped

Lap 1

Nr	Lap Time	Gap
55	48.009	
21	48.204	0.195
19	48.364	0.355
47	49.121	1.112
56	49.250	1.241
36	49.583	1.574
14	49.660	1.651
42	50.272	2.263
43	50.632	2.623
35	50.719	2.710
29	51.262	3.253
53	51.704	3.695
24	51.921	3.912
15	52.155	4.146
44	52.707	4.698
54	53.847	5.838
45	54.283	6.274
16	54.388	6.379
51	54.753	6.744
26	55.474	7.465

Lap 2

Nr	Lap Time	Gap
55	45.285	
21	45.311	0.221
19	45.221	0.291
47	44.864	0.691
36	45.135	1.424
56	45.645	1.601
14	45.392	1.758
42	45.506	2.484
43	45.284	2.622
35	45.394	2.819
29	45.613	3.581
53	45.782	4.192
24	45.697	4.324
15	45.675	4.536
44	45.918	5.331
54	45.790	6.343
16	46.563	7.657
51	47.232	8.691
45	47.833	8.822
26	47.587	9.767

Lap 3

Nr	Lap Time	Gap
55	45.361	
19	45.125	0.055
21	45.313	0.173
47	45.099	0.429
36	44.895	0.958
56	45.140	1.380
14	45.128	1.525
42	45.562	2.685
35	45.866	3.324
29	45.424	3.644
43	46.430	3.691
53	45.137	3.968
24	45.216	4.179
15	45.874	5.049
44	45.826	5.796
54	45.482	6.464
16	45.898	8.194
51	45.755	9.085
45	48.069	11.530
26	47.595	12.001

Lap 4

Nr	Lap Time	Gap
55	45.059	
19	45.060	0.056
21	45.169	0.283
47	45.262	0.632
36	45.007	0.906
56	44.921	1.242
14	45.037	1.503
42	45.503	3.129
35	44.988	3.253
29	45.358	3.943
43	45.736	4.368
53	45.627	4.536
24	45.592	4.712
15	45.345	5.335
44	45.755	6.492
54	45.391	6.796
16	45.759	8.894
51	45.484	9.510
26	47.132	14.074
45	47.788	14.259

Lap 5

Nr	Lap Time	Gap
19	44.678	
21	44.923	0.472
55	45.371	0.637
47	44.993	0.891
36	45.164	1.336
14	44.904	1.673
56	45.355	1.863
35	45.772	4.291
29	45.327	4.536
42	46.339	4.734
43	45.414	5.048
53	45.513	5.315
24	45.574	5.552
15	45.594	6.195
44	45.646	7.404
54	45.527	7.589
16	45.850	10.010
51	45.391	10.167
26	47.907	17.247
45	48.115	17.640

Lap 6

Nr	Lap Time	Gap
19	44.728	
21	44.564	0.308
47	44.680	0.843
55	44.976	0.885
36	44.829	1.437
14	44.699	1.644
56	45.340	2.475
35	45.262	4.825
29	45.097	4.905
42	45.585	5.591
43	45.459	5.779
53	45.549	6.136
24	45.794	6.618
15	45.390	6.857
44	45.884	8.560
54	45.825	8.686
51	46.031	11.470
16	46.749	12.031
26	47.739	20.258
45	47.613	20.525

Lap 7

Nr	Lap Time	Gap
19	44.581	
21	44.500	0.227
47	44.481	0.743
55	45.019	1.323
36	44.870	1.726
14	44.811	1.874
56	44.791	2.685
35	45.213	5.457
29	45.390	5.714
42	45.106	6.116
43	45.191	6.389
53	45.238	6.793
24	45.064	7.101
15	45.488	7.764
44	45.823	9.802
54	45.891	9.996
51	45.560	12.449
16	45.595	13.045
26	48.149	23.826
45	48.100	24.044

Lap 8

Nr	Lap Time	Gap
19	44.825	
21	44.764	0.166
47	44.686	0.604
55	44.915	1.413
36	44.806	1.707
14	44.710	1.759
56	44.752	2.612
35	45.002	5.634
29	45.135	6.024
42	45.390	6.681
43	45.546	7.110
53	45.208	7.176
24	45.179	7.455
15	45.642	8.581
44	46.418	11.395
54	46.300	11.471
51	45.694	13.318
16	45.555	13.775
26	50.345	29.346

Lap 9

Nr	Lap Time	Gap
19	44.823	
21	44.863	0.206
47	44.965	0.746
55	45.180	1.770
14	45.067	2.003
56	44.954	2.743
36	45.883	2.767
35	45.276	6.087
29	45.200	6.401
42	45.434	7.292
43	45.168	7.455
53	45.469	7.822
24	45.660	8.292
15	45.746	9.504
54	46.780	13.428
44	46.861	13.433
51	45.861	14.356
16	46.151	15.103
26	49.762	34.285

Lap 10

Nr	Lap Time	Gap
19	45.000	
21	44.962	0.168
47	44.923	0.669
55	45.033	1.803
14	45.023	2.026
56	45.071	2.814
36	45.384	3.151
29	45.721	7.122
35	46.350	7.437
42	45.680	7.972
43	45.772	8.227
53	45.648	8.470
24	45.870	9.162
15	45.841	10.345
54	45.474	13.902
44	46.657	15.090
51	45.818	15.174
16	45.880	15.983
26	48.508	37.793

Lap 11

Nr	Lap Time	Gap
19	44.856	
21	44.876	0.188
47	44.643	0.456
14	44.874	2.044
55	45.103	2.050
56	45.134	3.092
36	45.182	3.477
29	45.389	7.655
35	45.365	7.946
42	45.444	8.560
43	45.295	8.666
53	45.412	9.026
24	45.104	9.410
15	45.708	11.197
54	45.766	14.812
44	47.422	17.656
51	47.596	17.914
16	47.320	18.447
26	48.322	41.259

Lap 12

Nr	Lap Time	Gap
19	44.664	
21	44.592	0.116
47	44.883	0.675
14	44.651	2.031
55	45.350	2.736
56	44.721	3.149
36	45.259	4.072
29	45.716	8.707
35	45.562	8.844
42	45.362	9.258
43	45.375	9.377
53	45.485	9.847
24	45.329	10.075
15	46.074	12.607
54	45.702	15.850
51	46.307	19.557
16	47.013	20.796
44	48.041	21.033

Lap 13

Nr	Lap Time	Gap
19	44.979	
21	45.006	0.143
47	44.672	0.368
14	44.992	2.044
55	44.804	2.561
56	44.793	2.963
26	52.775	1 Lap
36	45.353	4.446
29	45.497	9.225
35	45.581	9.446
42	45.480	9.759
43	45.820	10.218
53	45.638	10.506
24	45.522	10.618
15	45.620	13.248
54	45.725	16.596
51	45.431	20.009
16	45.896	21.713
44	46.560	22.614



160 cc
MOTO MINI - FIM WORLD SERIES
Qualifying Race 2

Analysis by lap

Lapped

Nr	Lap Time	Gap	Nr	Lap Time	Gap	Nr	Lap Time	Gap	Nr	Lap Time	Gap	Nr	Lap Time	Gap
	Lap 14													
21	44.887													
19	45.044	0.014												
47	44.988	0.326												
14	44.636	1.650												
55	44.713	2.244												
56	44.923	2.856												
36	45.315	4.731												
26	48.617	1 Lap												
29	45.757	9.952												
35	45.570	9.986												
42	45.607	10.336												
43	45.239	10.427												
53	45.308	10.784												
24	45.330	10.918												
15	45.911	14.129												
54	45.942	17.508												
51	45.802	20.781												
16	46.036	22.719												
44	46.622	24.206												



160 cc
MOTO MINI - FIM WORLD SERIES
Qualifying Race 2

Analysis

Personal Best | Session Best | **B** Crossing the finish line in pit lane

14 Matteo BILKA — SVK
MotoMini Austria — OHVALE

Lap	Time	Sector 1	Sector 2	Sector 3	Kph	Elapsed
1	49.660				72.5	49.660
2	45.392				79.3	1:35.052
3	45.128				79.8	2:20.180
4	45.037				79.9	3:05.217
5	44.904				80.2	3:50.121
6	44.699				80.5	4:34.820
7	44.811				80.3	5:19.631
8	44.710				80.5	6:04.341
9	45.067				79.9	6:49.408
10	45.023				80.0	7:34.431
11	44.874				80.2	8:19.305
12	44.651				80.6	9:03.956
13	44.992				80.0	9:48.948
14	44.636				80.7	10:33.584

15 Tommy MOLNAR — CAN
MotoMini Canada — OHVALE

Lap	Time	Sector 1	Sector 2	Sector 3	Kph	Elapsed
1	52.155				69.0	52.155
2	45.675				78.8	1:37.830
3	45.874				78.5	2:23.704
4	45.345				79.4	3:09.049
5	45.594				79.0	3:54.643
6	45.390				79.3	4:40.033
7	45.488				79.1	5:25.521
8	45.642				78.9	6:11.163
9	45.746				78.7	6:56.909
10	45.841				78.5	7:42.750
11	45.708				78.8	8:28.458
12	46.074				78.1	9:14.532
13	45.620				78.9	10:00.152
14	45.911				78.4	10:46.063

16 Martina CARDENAS — CAN
MotoMini Canada — OHVALE

Lap	Time	Sector 1	Sector 2	Sector 3	Kph	Elapsed
1	54.388				66.2	54.388
2	46.563				77.3	1:40.951
3	45.898				78.4	2:26.849
4	45.759				78.7	3:12.608
5	45.850				78.5	3:58.458
6	46.749				77.0	4:45.207
7	45.595				79.0	5:30.802
8	45.555				79.0	6:16.357
9	46.151				78.0	7:02.508
10	45.880				78.5	7:48.388
11	47.320				76.1	8:35.708
12	47.013				76.6	9:22.721
13	45.896				78.4	10:08.617
14	46.036				78.2	10:54.653

19 Maxmilián MACALÍK — CZE
MotoMini Czech Republic — OHVALE

Lap	Time	Sector 1	Sector 2	Sector 3	Kph	Elapsed
1	48.364				74.4	48.364
2	45.221				79.6	1:33.585
3	45.125				79.8	2:18.710
4	45.060				79.9	3:03.770
5	44.678				80.6	3:48.448
6	44.728				80.5	4:33.176
7	44.581				80.8	5:17.757
8	44.825				80.3	6:02.582
9	44.823				80.3	6:47.405
10	45.000				80.0	7:32.405
11	44.856				80.3	8:17.261
12	44.664				80.6	9:01.925
13	44.979				80.0	9:46.904
14	45.044				79.9	10:31.948

21 Tadeusz FRUKACZ — POL
MotoMini Czech Republic — OHVALE

Lap	Time	Sector 1	Sector 2	Sector 3	Kph	Elapsed
1	48.204				74.7	48.204
2	45.311				79.5	1:33.515
3	45.313				79.4	2:18.828
4	45.169				79.7	3:03.997
5	44.923				80.1	3:48.920
6	44.564				80.8	4:33.484
7	44.500				80.9	5:17.984
8	44.764				80.4	6:02.748
9	44.863				80.2	6:47.611
10	44.962				80.1	7:32.573
11	44.876				80.2	8:17.449
12	44.592				80.7	9:02.041
13	45.006				80.0	9:47.047
14	44.887				80.2	10:31.934

24 Ron RICHTER — DEU
MotoMini Germany — OHVALE

Lap	Time	Sector 1	Sector 2	Sector 3	Kph	Elapsed
1	51.921				69.3	51.921
2	45.697				78.8	1:37.618
3	45.216				79.6	2:22.834
4	45.592				79.0	3:08.426
5	45.574				79.0	3:54.000
6	45.794				78.6	4:39.794
7	45.064				79.9	5:24.858
8	45.179				79.7	6:10.037
9	45.660				78.8	6:55.697
10	45.870				78.5	7:41.567
11	45.104				79.8	8:26.671
12	45.329				79.4	9:12.000
13	45.522				79.1	9:57.522
14	45.330				79.4	10:42.852

26 Prem KHANDLE — IND
MotoMini India — OHVALE

Lap	Time	Sector 1	Sector 2	Sector 3	Kph	Elapsed
1	55.474				64.9	55.474
2	47.587				75.7	1:43.061
3	47.595				75.6	2:30.656
4	47.132				76.4	3:17.788
5	47.907				75.1	4:05.695
6	47.739				75.4	4:53.434
7	48.149				74.8	5:41.583
8	50.345				71.5	6:31.928
9	49.762				72.3	7:21.690



160 cc
MOTO MINI - FIM WORLD SERIES
Qualifying Race 2

Analysis

Personal Best | Session Best | **B** Crossing the finish line in pit lane

29 Satria ARFANUR — INA
MotoMini Indonesia — OHVALE

Lap	Time	Sector 1	Sector 2	Sector 3	Kph	Elapsed
1	51.262				70.2	51.262
2	45.613				78.9	1:36.875
3	45.424				79.3	2:22.299
4	45.358				79.4	3:07.657
5	45.327				79.4	3:52.984
6	45.097				79.8	4:38.081
7	45.390				79.3	5:23.471
8	45.135				79.8	6:08.606
9	45.200				79.6	6:53.806
10	45.721				78.7	7:39.527
11	45.389				79.3	8:24.916
12	45.716				78.7	9:10.632
13	45.497				79.1	9:56.129
14	45.757				78.7	10:41.886

35 Caua SANTOS — BRA
MotoMini Latin America — OHVALE

Lap	Time	Sector 1	Sector 2	Sector 3	Kph	Elapsed
1	50.719				71.0	50.719
2	45.394				79.3	1:36.113
3	45.866				78.5	2:21.979
4	44.988				80.0	3:06.967
5	45.772				78.7	3:52.739
6	45.262				79.5	4:38.001
7	45.213				79.6	5:23.214
8	45.002				80.0	6:08.216
9	45.276				79.5	6:53.492
10	46.350				77.7	7:39.842
11	45.365				79.4	8:25.207
12	45.562				79.0	9:10.769
13	45.581				79.0	9:56.350
14	45.570				79.0	10:41.920

36 Max MOLINA — MEX
MotoMini Latin America — OHVALE

Lap	Time	Sector 1	Sector 2	Sector 3	Kph	Elapsed
1	49.583				72.6	49.583
2	45.135				79.8	1:34.718
3	44.895				80.2	2:19.613
4	45.007				80.0	3:04.620
5	45.164				79.7	3:49.784
6	44.829				80.3	4:34.613
7	44.870				80.2	5:19.483
8	44.806				80.3	6:04.289
9	45.883				78.5	6:50.172
10	45.384				79.3	7:35.556
11	45.182				79.7	8:20.738
12	45.259				79.5	9:05.997
13	45.353				79.4	9:51.350
14	45.315				79.4	10:36.665

42 Xiu Yu HAN — CHN
MotoMini Northeast Asia — OHVALE

Lap	Time	Sector 1	Sector 2	Sector 3	Kph	Elapsed
1	50.272				71.6	50.272
2	45.506				79.1	1:35.778
3	45.562				79.0	2:21.340
4	45.503				79.1	3:06.843
5	46.339				77.7	3:53.182
6	45.585				79.0	4:38.767
7	45.106				79.8	5:23.873
8	45.390				79.3	6:09.263
9	45.434				79.2	6:54.697
10	45.680				78.8	7:40.377
11	45.444				79.2	8:25.821
12	45.362				79.4	9:11.183
13	45.480				79.2	9:56.663
14	45.607				78.9	10:42.270

43 Siying LYU — CHN
MotoMini Northeast Asia — OHVALE

Lap	Time	Sector 1	Sector 2	Sector 3	Kph	Elapsed
1	50.632				71.1	50.632
2	45.284				79.5	1:35.916
3	46.430				77.5	2:22.346
4	45.736				78.7	3:08.082
5	45.414				79.3	3:53.496
6	45.459				79.2	4:38.955
7	45.191				79.7	5:24.146
8	45.546				79.0	6:09.692
9	45.168				79.7	6:54.860
10	45.772				78.7	7:40.632
11	45.295				79.5	8:25.927
12	45.375				79.3	9:11.302
13	45.820				78.6	9:57.122
14	45.239				79.6	10:42.361

44 Melchyzedeck NGO — PHL
MotoMini Philippines — OHVALE

Lap	Time	Sector 1	Sector 2	Sector 3	Kph	Elapsed
1	52.707				68.3	52.707
2	45.918				78.4	1:38.625
3	45.826				78.6	2:24.451
4	45.755				78.7	3:10.206
5	45.646				78.9	3:55.852
6	45.884				78.5	4:41.736
7	45.823				78.6	5:27.559
8	46.418				77.6	6:13.977
9	46.861				76.8	7:00.838
10	46.657				77.2	7:47.495
11	47.422				75.9	8:34.917
12	48.041				74.9	9:22.958
13	46.560				77.3	10:09.518
14	46.622				77.2	10:56.140

45 Miguel DIZON — PHL
MotoMini Philippines — OHVALE

Lap	Time	Sector 1	Sector 2	Sector 3	Kph	Elapsed
1	54.283				66.3	54.283
2	47.833				75.3	1:42.116
3	48.069				74.9	2:30.185



160 cc
MOTO MINI - FIM WORLD SERIES
Qualifying Race 2

Analysis

Personal Best | Session Best | **B** Crossing the finish line in pit lane

47 Simão VIEGAS — PRT
MotoMini Portugal — OHVALE

Lap	Time	Sector 1	Sector 2	Sector 3	Kph	Elapsed
1	49.121				73.3	49.121
2	44.864				80.2	1:33.985
3	45.099				79.8	2:19.084
4	45.262				79.5	3:04.346
5	44.993				80.0	3:49.339
6	44.680				80.6	4:34.019
7	44.481				80.9	5:18.500
8	44.686				80.6	6:03.186
9	44.965				80.1	6:48.151
10	44.923				80.1	7:33.074
11	44.643				80.6	8:17.717
12	44.883				80.2	9:02.600
13	44.672				80.6	9:47.272
14	44.988				80.0	10:32.260

51 Naruchol KEERATIPRAPA — THA
MotoMini Thailand — OHVALE

Lap	Time	Sector 1	Sector 2	Sector 3	Kph	Elapsed
1	54.753				65.7	54.753
2	47.232				76.2	1:41.985
3	45.755				78.7	2:27.740
4	45.484				79.1	3:13.224
5	45.391				79.3	3:58.615
6	46.031				78.2	4:44.646
7	45.560				79.0	5:30.206
8	45.694				78.8	6:15.900
9	45.861				78.5	7:01.761
10	45.818				78.6	7:47.579
11	47.596				75.6	8:35.175
12	46.307				77.7	9:21.482
13	45.431				79.2	10:06.913
14	45.802				78.6	10:52.715

53 Enes Çagan ÇAKIR — TUR
MotoMini Türkiye — OHVALE

Lap	Time	Sector 1	Sector 2	Sector 3	Kph	Elapsed
1	51.704				69.6	51.704
2	45.782				78.6	1:37.486
3	45.137				79.8	2:22.623
4	45.627				78.9	3:08.250
5	45.513				79.1	3:53.763
6	45.549				79.0	4:39.312
7	45.238				79.6	5:24.550
8	45.208				79.6	6:09.758
9	45.469				79.2	6:55.227
10	45.648				78.9	7:40.875
11	45.412				79.3	8:26.287
12	45.485				79.1	9:11.772
13	45.638				78.9	9:57.410
14	45.308				79.5	10:42.718

54 Mikail SERTKAYA — TUR
MotoMini Türkiye — OHVALE

Lap	Time	Sector 1	Sector 2	Sector 3	Kph	Elapsed
1	53.847				66.9	53.847
2	45.790				78.6	1:39.637
3	45.482				79.2	2:25.119
4	45.391				79.3	3:10.510
5	45.527				79.1	3:56.037
6	45.825				78.6	4:41.862
7	45.891				78.4	5:27.753
8	46.300				77.8	6:14.053
9	46.780				77.0	7:00.833
10	45.474				79.2	7:46.307
11	45.766				78.7	8:32.073
12	45.702				78.8	9:17.775
13	45.725				78.7	10:03.500
14	45.942				78.4	10:49.442

55 Jenson KNOWLES — GBR
MotoMini UK — OHVALE

Lap	Time	Sector 1	Sector 2	Sector 3	Kph	Elapsed
1	48.009				75.0	48.009
2	45.285				79.5	1:33.294
3	45.361				79.4	2:18.655
4	45.059				79.9	3:03.714
5	45.371				79.3	3:49.085
6	44.976				80.0	4:34.061
7	45.019				80.0	5:19.080
8	44.915				80.2	6:03.995
9	45.180				79.7	6:49.175
10	45.033				79.9	7:34.208
11	45.103				79.8	8:19.311
12	45.350				79.4	9:04.661
13	44.804				80.3	9:49.465
14	44.713				80.5	10:34.178

56 Jenson ANSELL — GBR
MotoMini UK — OHVALE

Lap	Time	Sector 1	Sector 2	Sector 3	Kph	Elapsed
1	49.250				73.1	49.250
2	45.645				78.9	1:34.895
3	45.140				79.8	2:20.035
4	44.921				80.1	3:04.956
5	45.355				79.4	3:50.311
6	45.340				79.4	4:35.651
7	44.791				80.4	5:20.442
8	44.752				80.4	6:05.194
9	44.954				80.1	6:50.148
10	45.071				79.9	7:35.219
11	45.134				79.8	8:20.353
12	44.721				80.5	9:05.074
13	44.793				80.4	9:49.867
14	44.923				80.1	10:34.790

MOTO MINI - FIM WORLD SERIES

160 cc

Qualifying Race 2

Weather Report

Air Temperature

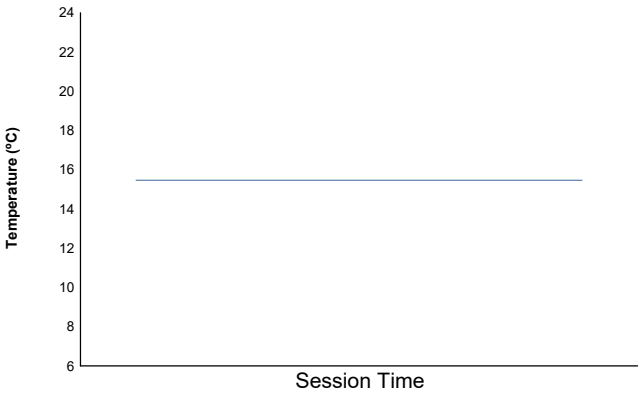

Track Temperature

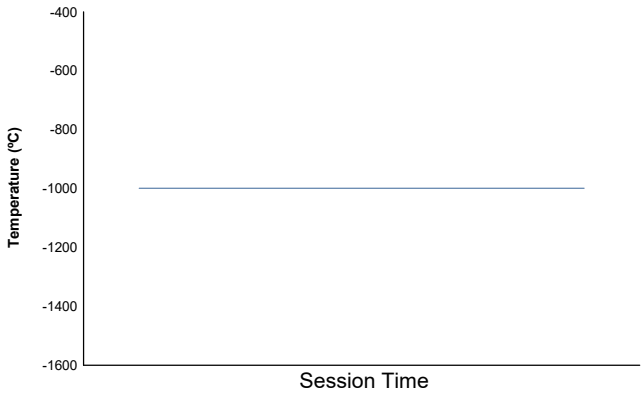

Humidity

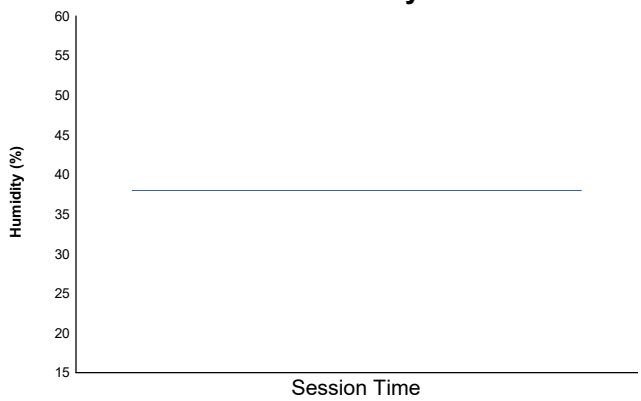

Pressure

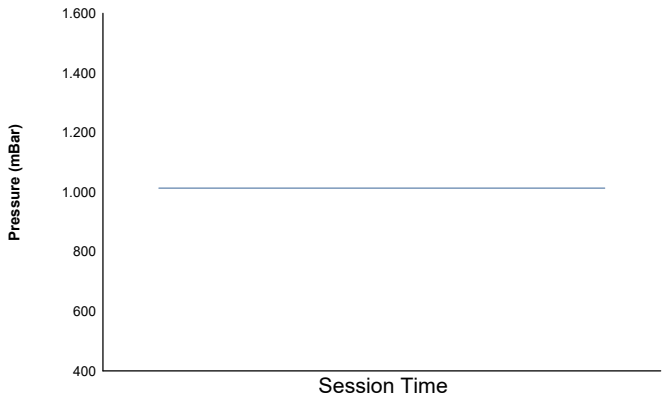

Wind Speed

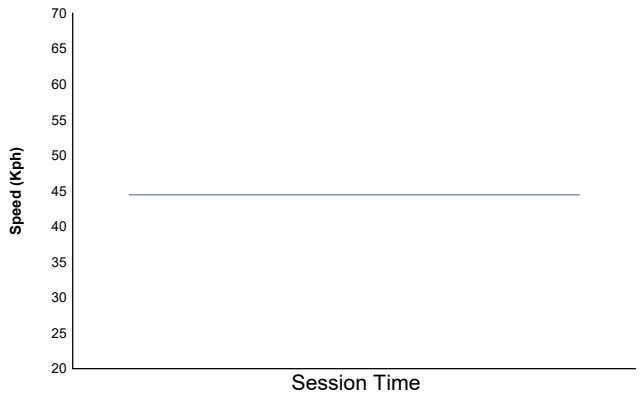

Wind direction

North = 0º/360º Est = 90º South = 180º West= 270º

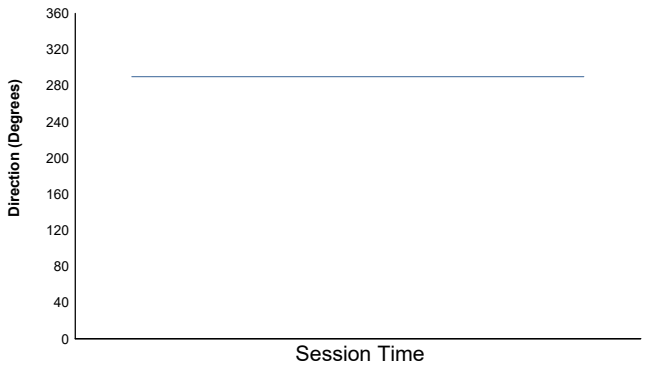

Track Status: **DRY**



160 cc
MOTO MINI - FIM WORLD SERIES
Qualifying Race 2 ((14 laps, 14,0 km.))
Starting Grid

45 M. DIZON	47.618	19	
44 M. NGO	45.643	16	
24 R. RICHTER	45.384	13	
42 X. HAN	45.180	10	
14 M. BILKA	45.496	7	
56 J. ANSELL	44.926	4	
21 T. FRUKACZ	44.666	1	
26 P. KHANDLE	47.937	20	
51 N. KEERATIPRAPA	45.702	17	
15 T. MOLNAR	45.453	14	
53 E. ÇAKIR	45.234	11	
43 S. LYU	45.587	8	
47 S. VIEGAS	44.958	5	
55 J. KNOWLES	44.669	2	
16 M. CARDENAS	45.990	18	
54 M. SERTKAYA	45.627	15	
29 S. ARFANUR	45.380	12	
35 C. SANTOS	45.169	9	
36 M. MOLINA	45.207	6	
19 M. MACALÍK	44.732	3	

Race Director:	Timekeeper: