

160 cc
MOTO MINI - FIM WORLD SERIES
Qualifying Race 1 ((14 laps, 14,0 km.))
Classification

	Rider	Nat	Team	Bike	Tyres	Cl.	Laps	Total Time	Gap	Kph	Best Lap		
											Lap	Time	Kph
1	12 Austin ATTARD	AUS	MotoMini Australia	OHVALE		160	14	**10:31.310**	-	79.8	11	**44.653**	80.6
2	11 Huxley NOLAN	AUS	MotoMini Australia	OHVALE		160	14	**10:32.484**	+1.174	79.7	13	**44.609**	80.7
3	21 Tadeusz FRUKACZ	POL	MotoMini Czech Republic	OHVALE		160	14	**10:32.598**	+1.288	79.7	11	**44.669**	80.6
4	19 Maxmilián MACALÍK	CZE	MotoMini Czech Republic	OHVALE		160	14	**10:33.239**	+1.929	79.6	10	**44.598**	80.7
5	55 Jenson KNOWLES	GBR	MotoMini UK	OHVALE		160	14	**10:33.400**	+2.090	79.6	10	**44.628**	80.7
6	47 Simão VIEGAS	PRT	MotoMini Portugal	OHVALE		160	14	**10:36.300**	+4.990	79.2	10	**44.795**	80.4
7	56 Jenson ANSELL	GBR	MotoMini UK	OHVALE		160	14	**10:38.664**	+7.354	78.9	9	**44.842**	80.3
8	14 Matteo BILKA	SVK	MotoMini Austria	OHVALE		160	14	**10:40.021**	+8.711	78.7	11	**44.840**	80.3
9	36 Max MOLINA	MEX	MotoMini Latin America	OHVALE		160	14	**10:40.800**	+9.490	78.7	12	**45.139**	79.8
10	35 Caua SANTOS	BRA	MotoMini Latin America	OHVALE		160	14	**10:45.969**	+14.659	78.0	14	**45.269**	79.5
11	43 Siying LYU	CHN	MotoMini Northeast Asia	OHVALE		160	14	**10:47.371**	+16.061	77.9	3	**45.514**	79.1
12	53 Enes Çagan ÇAKIR	TUR	MotoMini Türkiye	OHVALE		160	14	**10:47.689**	+16.379	77.8	3	**45.440**	79.2
13	42 Xiu Yu HAN	CHN	MotoMini Northeast Asia	OHVALE		160	14	**10:47.751**	+16.441	77.8	14	**45.255**	79.5
14	15 Tommy MOLNAR	CAN	MotoMini Canada	OHVALE		160	14	**10:50.199**	+18.889	77.5	3	**45.628**	78.9
15	54 Mikail SERTKAYA	TUR	MotoMini Türkiye	OHVALE		160	14	**10:54.447**	+23.137	77.0	14	**45.655**	78.9
16	44 Melchyzedeck NGO	PHL	MotoMini Philippines	OHVALE		160	14	**11:00.817**	+29.507	76.3	3	**46.221**	77.9
17	51 Naruchol KEERATIPRAPA	THA	MotoMini Thailand	OHVALE		160	14	**11:00.942**	+29.632	76.3	11	**45.760**	78.7
18	24 Ron RICHTER	DEU	MotoMini Germany	OHVALE		160	14	**11:01.170**	+29.860	76.2	3	**46.283**	77.8
19	16 Martina CARDENAS	CAN	MotoMini Canada	OHVALE		160	14	**11:01.460**	+30.150	76.2	10	**45.882**	78.5
20	45 Miguel DIZON	PHL	MotoMini Philippines	OHVALE		160	13	**10:43.136**	1 Lap	72.8	3	**47.979**	75.0
21	26 Prem KHANDLE	IND	MotoMini India	OHVALE		160	13	**11:06.429**	1 Lap	70.2	3	**47.943**	75.1
22	29 Satria ARFANUR	INA	MotoMini Indonesia	OHVALE		160	12	**11:12.307**	2 Laps	64.3	3	**45.583**	79.0

Pole Position		A. ATTARD	**44.572**	80.8 Kph
Fastest Lap	Lap 10	Maxmilián MACALÍK	**44.598**	80.7 Kph

Published at: .....

Track Status: **DRY**

Stewards:	**Timekeeper:**



160 cc
MOTO MINI - FIM WORLD SERIES
Qualifying Race 1

Lap Chart

			LAP													
Nr	Pos	Grid	1	2	3	4	5	6	7	8	9	10	11	12	13	14
12	**1**	12	12	12	12	12	12	12	12	12	12	12	12	12	12	12
21	**2**	21	21	55	21	21	21	21	21	21	21	21	21	21	11	11
55	**3**	55	55	21	55	11	11	11	11	11	11	11	11	11	21	21
19	**4**	19	11	11	11	55	55	55	19	19	19	19	19	19	19	19
11	**5**	11	19	19	19	19	19	19	55	55	55	55	55	55	55	55
56	**6**	56	56	56	56	56	47	47	47	47	47	47	47	47	47	47
47	**7**	47	36	47	47	47	56	56	56	56	56	56	56	56	56	56
36	**8**	36	47	36	36	36	36	36	36	36	36	36	36	36	14	14
14	**9**	14	43	43	43	43	43	14	14	14	14	14	14	14	36	36
43	**10**	43	35	35	35	35	14	43	43	43	43	43	35	35	35	35
35	**11**	35	14	14	14	14	35	35	35	35	35	35	43	43	43	43
42	**12**	42	53	53	53	53	53	53	53	53	53	53	53	53	53	53
53	**13**	53	42	42	29	42	42	42	42	42	42	42	42	42	42	42
29	**14**	29	29	29	42	15	15	15	15	15	15	15	15	15	15	15
24	**15**	24	15	15	15	44	44	54	54	54	54	54	54	54	54	54
15	**16**	15	44	44	44	54	54	44	44	44	44	51	51	44	44	44
54	**17**	54	24	24	24	24	24	24	51	51	51	44	44	24	51	51
44	**18**	44	45	54	54	51	51	51	24	24	24	24	24	51	24	24
51	**19**	51	54	51	51	16	16	16	16	16	16	16	16	16	16	16
16	**20**	16	51	16	16	45	45	45	45	45	45	45	45	45	45	
45	**21**	45	16	45	45	26	26	26	26	26	26	26	26	26	26	
26	**22**	26	26	26	26	29	29	29	29	29	29	29	29	29		

FIM ROAD TO MotoGP OHVALE PIRELLI MOTUL GIUSEPPE KYT Beta panta RACING FUEL PRAMAC



160 cc
MOTO MINI - FIM WORLD SERIES
Qualifying Race 1

Fastest Lap Sequence

Practice Time		Rider	Team	Bike	Class	Time	Kph	Lap
1:32.522	12	**Austin ATTARD**	MotoMini Australia	OHVALE	160	**44.898**	80.2	2
2:17.291	12	**Austin ATTARD**	MotoMini Australia	OHVALE	160	**44.769**	80.4	3
6:04.363	19	**Maxmilián MACALÍK**	MotoMini Czech Republic	OHVALE	160	**44.690**	80.6	8
6:48.636	11	**Huxley NOLAN**	MotoMini Australia	OHVALE	160	**44.678**	80.6	9
7:33.682	19	**Maxmilián MACALÍK**	MotoMini Czech Republic	OHVALE	160	**44.598**	80.7	10



160 cc
MOTO MINI - FIM WORLD SERIES
Qualifying Race 1

Analysis by lap

Lapped

Lap 1

Nr	Lap Time	Gap
12	47.624	
21	48.396	0.772
55	48.525	0.901
11	48.576	0.952
19	48.934	1.310
56	49.428	1.804
36	49.934	2.310
47	49.974	2.350
43	50.507	2.883
35	50.845	3.221
14	51.216	3.592
53	51.624	4.000
42	51.855	4.231
29	52.130	4.506
15	52.358	4.734
44	53.085	5.461
24	53.418	5.794
45	54.169	6.545
54	54.263	6.639
51	54.500	6.876
16	55.398	7.774
26	56.337	8.713

Lap 2

Nr	Lap Time	Gap
12	44.898	
55	45.386	1.389
21	45.602	1.476
11	45.839	1.893
19	45.675	2.087
56	45.690	2.596
47	45.597	3.049
36	45.805	3.217
43	45.871	3.856
35	45.656	3.979
14	45.509	4.203
53	45.696	4.798
42	45.971	5.304
29	45.965	5.573
15	46.307	6.143
44	46.628	7.191
24	46.537	7.433
54	46.312	8.053
51	47.347	9.325
16	47.696	10.572
45	49.096	10.743
26	49.147	12.962

Lap 3

Nr	Lap Time	Gap
12	44.769	
21	45.003	1.710
55	45.451	2.071
11	44.965	2.089
19	45.094	2.412
56	44.911	2.738
47	45.025	3.305
36	45.384	3.832
43	45.514	4.601
35	45.462	4.672
14	45.556	4.990
53	45.440	5.469
29	45.583	6.387
42	45.862	6.397
15	45.628	7.002
44	46.221	8.643
24	46.283	8.947
54	45.866	9.150
51	46.382	10.938
16	46.923	12.726
45	47.979	13.953
26	47.943	16.136

Lap 4

Nr	Lap Time	Gap
12	45.014	
21	44.951	1.647
11	44.838	1.913
55	45.341	2.398
19	45.141	2.539
56	45.202	2.926
47	45.104	3.395
36	45.566	4.384
43	45.735	5.322
35	45.693	5.351
14	45.630	5.606
53	45.551	6.006
42	45.959	7.342
15	46.131	8.119
44	46.626	10.255
54	46.723	10.859
24	47.231	11.164
51	46.272	12.196
16	46.568	14.280
45	49.114	18.053
26	1:04.619	35.741

Lap 5

Nr	Lap Time	Gap
12	45.302	
21	45.128	1.473
11	44.956	1.567
55	44.854	1.950
19	44.828	2.065
47	45.129	3.222
56	45.734	3.358
36	45.488	4.570
43	46.526	6.546
14	46.288	6.592
35	46.656	6.705
53	46.373	7.077
42	45.955	7.995
15	46.228	9.045
44	47.301	12.254
54	46.870	12.427
24	46.782	12.644
51	46.146	13.040
16	46.665	15.643
45	49.014	21.765
26	50.124	40.563

Lap 6

Nr	Lap Time	Gap
12	45.159	
21	44.956	1.270
11	45.005	1.413
55	44.991	1.782
19	45.014	1.920
47	45.104	3.167
56	45.564	3.763
36	45.580	4.991
14	46.056	7.489
43	46.146	7.533
35	46.159	7.705
53	46.134	8.052
42	45.665	8.501
15	46.130	10.016
54	47.023	14.291
44	47.429	14.524
24	47.222	14.707
51	46.972	14.853
16	46.570	17.054
29	2:30.947	2 Laps
45	49.386	25.992

Lap 7

Nr	Lap Time	Gap
12	44.866	
21	44.942	1.346
11	44.827	1.374
26	50.896	1 Lap
19	44.987	2.041
55	45.300	2.216
47	44.984	3.285
56	45.044	3.941
36	45.409	5.534
14	44.880	7.503
43	45.687	8.354
35	45.608	8.447
53	45.677	8.863
42	45.641	9.276
15	46.046	11.196
54	45.827	15.252
44	46.702	16.360
51	46.448	16.435
24	46.876	16.717
16	46.421	18.609
29	47.958	2 Laps
45	48.676	29.802

Lap 8

Nr	Lap Time	Gap
12	44.995	
21	44.799	1.150
11	44.952	1.331
19	44.690	1.736
55	44.934	2.155
47	45.253	3.543
56	45.538	4.484
36	45.582	6.121
26	50.975	1 Lap
14	45.003	7.511
43	45.621	8.980
35	45.601	9.053
53	45.655	9.523
42	45.486	9.767
15	45.682	11.883
54	46.094	16.351
44	46.445	17.810
51	46.426	17.866
24	46.342	18.064
16	46.238	19.852
29	47.595	2 Laps
45	48.832	33.639

Lap 9

Nr	Lap Time	Gap
12	44.799	
21	44.760	1.111
11	44.678	1.210
19	44.721	1.658
55	44.784	2.140
47	44.945	3.689
56	44.842	4.527
36	45.287	6.609
14	45.175	7.887
43	46.654	10.835
35	46.680	10.934
53	46.250	10.974
42	46.604	11.572
15	45.882	12.966
26	50.485	1 Lap
54	45.683	17.235
44	46.643	19.654
51	46.855	19.922
24	46.798	20.063
16	45.984	21.037
29	47.541	2 Laps
45	48.226	37.066

Lap 10

Nr	Lap Time	Gap
12	44.768	
21	44.710	1.053
11	44.687	1.129
19	44.598	1.488
55	44.628	2.000
47	44.795	3.716
56	45.211	4.970
36	45.432	7.273
14	45.121	8.240
43	45.949	12.016
35	45.876	12.042
53	46.285	12.491
42	45.843	12.647
15	46.090	14.288
26	48.295	1 Lap
54	45.902	18.369
51	46.149	21.303
44	46.991	21.877
24	46.780	22.075
16	45.882	22.151
29	47.415	2 Laps
45	48.595	40.893

Lap 11

Nr	Lap Time	Gap
12	44.653	
21	44.669	1.069
11	44.646	1.122
19	44.721	1.556
55	44.764	2.111
47	45.221	4.284
56	45.022	5.339
36	45.576	8.196
14	44.840	8.427
35	45.723	13.112
43	45.998	13.361
53	45.844	13.682
42	45.855	13.849
15	45.893	15.528
54	46.558	20.274
26	49.930	1 Lap
51	45.760	22.410
44	46.407	23.631
24	46.372	23.794
16	46.526	24.024
29	47.370	2 Laps

Lap 12

Nr	Lap Time	Gap
12	44.785	
21	44.920	1.204
11	45.135	1.472
19	44.945	1.716
55	44.702	2.028
45	51.362	1 Lap
47	44.989	4.488
56	45.900	6.454
36	45.139	8.550
14	44.978	8.620
35	45.333	13.660
43	45.895	14.471
53	45.799	14.696
42	45.925	14.989
15	45.881	16.624
54	45.749	21.238
44	47.126	25.972
24	47.271	26.280

FIM ROAD TO MotoGP OHVALE PIRELLI MOTUL GIUSEPPE KYT Beta panta RACING FUEL PRAMAC



160 cc
MOTO MINI - FIM WORLD SERIES
Qualifying Race 1

Analysis by lap

Lapped

Nr	Lap Time	Gap	Nr	Lap Time	Gap	Nr	Lap Time	Gap	Nr	Lap Time	Gap	Nr	Lap Time	Gap
51	48.882	26.507												
16	47.549	26.788												
26	50.803	1 Lap												
29	46.704	2 Laps												

Lap 13

12	44.895	
11	44.609	1.186
21	44.883	1.192
19	44.624	1.445
55	44.761	1.894
47	45.270	4.863
45	48.319	1 Lap
56	45.392	6.951
14	44.873	8.598
36	45.419	9.074
35	45.408	14.173
43	45.652	15.228
53	45.756	15.557
42	45.875	15.969
15	45.945	17.674
54	45.922	22.265
44	46.562	27.639
51	46.419	28.031
24	46.881	28.266
16	46.559	28.452
26	48.132	1 Lap
29	46.604	2 Laps

Lap 14

12	44.783	
11	44.771	1.174
21	44.879	1.288
19	45.267	1.929
55	44.979	2.090
47	44.910	4.990
56	45.186	7.354
14	44.896	8.711
36	45.199	9.490
45	50.368	1 Lap
35	45.269	14.659
43	45.616	16.061
53	45.605	16.379
42	45.255	16.441
15	45.998	18.889
54	45.655	23.137
44	46.651	29.507
51	46.384	29.632
24	46.377	29.860
16	46.481	30.150
26	48.743	1 Lap
29	46.495	2 Laps



160 cc
MOTO MINI - FIM WORLD SERIES
Qualifying Race 1

Analysis

Personal Best | Session Best | **B** Crossing the finish line in pit lane

11 Huxley NOLAN — AUS
MotoMini Australia — OHVALE

Lap	Time	Sector 1	Sector 2	Sector 3	Kph	Elapsed
1	48.576				74.1	48.576
2	45.839				78.5	1:34.415
3	44.965				80.1	2:19.380
4	44.838				80.3	3:04.218
5	44.956				80.1	3:49.174
6	45.005				80.0	4:34.179
7	44.827				80.3	5:19.006
8	44.952				80.1	6:03.958
9	44.678				80.6	6:48.636
10	44.687				80.6	7:33.323
11	44.646				80.6	8:17.969
12	45.135				79.8	9:03.104
13	44.609				80.7	9:47.713
14	44.771				80.4	10:32.484

12 Austin ATTARD — AUS
MotoMini Australia — OHVALE

Lap	Time	Sector 1	Sector 2	Sector 3	Kph	Elapsed
1	47.624				75.6	47.624
2	44.898				80.2	1:32.522
3	44.769				80.4	2:17.291
4	45.014				80.0	3:02.305
5	45.302				79.5	3:47.607
6	45.159				79.7	4:32.766
7	44.866				80.2	5:17.632
8	44.995				80.0	6:02.627
9	44.799				80.4	6:47.426
10	44.768				80.4	7:32.194
11	44.653				80.6	8:16.847
12	44.785				80.4	9:01.632
13	44.895				80.2	9:46.527
14	44.783				80.4	10:31.310

14 Matteo BILKA — SVK
MotoMini Austria — OHVALE

Lap	Time	Sector 1	Sector 2	Sector 3	Kph	Elapsed
1	51.216				70.3	51.216
2	45.509				79.1	1:36.725
3	45.556				79.0	2:22.281
4	45.630				78.9	3:07.911
5	46.288				77.8	3:54.199
6	46.056				78.2	4:40.255
7	44.880				80.2	5:25.135
8	45.003				80.0	6:10.138
9	45.175				79.7	6:55.313
10	45.121				79.8	7:40.434
11	44.840				80.3	8:25.274
12	44.978				80.0	9:10.252
13	44.873				80.2	9:55.125
14	44.896				80.2	10:40.021

15 Tommy MOLNAR — CAN
MotoMini Canada — OHVALE

Lap	Time	Sector 1	Sector 2	Sector 3	Kph	Elapsed
1	52.358				68.8	52.358
2	46.307				77.7	1:38.665
3	45.628				78.9	2:24.293
4	46.131				78.0	3:10.424
5	46.228				77.9	3:56.652
6	46.130				78.0	4:42.782
7	46.046				78.2	5:28.828
8	45.682				78.8	6:14.510
9	45.882				78.5	7:00.392
10	46.090				78.1	7:46.482
11	45.893				78.4	8:32.375
12	45.881				78.5	9:18.256
13	45.945				78.4	10:04.201
14	45.998				78.3	10:50.199

16 Martina CARDENAS — CAN
MotoMini Canada — OHVALE

Lap	Time	Sector 1	Sector 2	Sector 3	Kph	Elapsed
1	55.398				65.0	55.398
2	47.696				75.5	1:43.094
3	46.923				76.7	2:30.017
4	46.568				77.3	3:16.585
5	46.665				77.1	4:03.250
6	46.570				77.3	4:49.820
7	46.421				77.6	5:36.241
8	46.238				77.9	6:22.479
9	45.984				78.3	7:08.463
10	45.882				78.5	7:54.345
11	46.526				77.4	8:40.871
12	47.549				75.7	9:28.420
13	46.559				77.3	10:14.979
14	46.481				77.5	11:01.460

19 Maxmilián MACALÍK — CZE
MotoMini Czech Republic — OHVALE

Lap	Time	Sector 1	Sector 2	Sector 3	Kph	Elapsed
1	48.934				73.6	48.934
2	45.675				78.8	1:34.609
3	45.094				79.8	2:19.703
4	45.141				79.8	3:04.844
5	44.828				80.3	3:49.672
6	45.014				80.0	4:34.686
7	44.987				80.0	5:19.673
8	44.690				80.6	6:04.363
9	44.721				80.5	6:49.084
10	44.598				80.7	7:33.682
11	44.721				80.5	8:18.403
12	44.945				80.1	9:03.348
13	44.624				80.7	9:47.972
14	45.267				79.5	10:33.239

21 Tadeusz FRUKACZ — POL
MotoMini Czech Republic — OHVALE

Lap	Time	Sector 1	Sector 2	Sector 3	Kph	Elapsed
1	48.396				74.4	48.396
2	45.602				78.9	1:33.998
3	45.003				80.0	2:19.001
4	44.951				80.1	3:03.952
5	45.128				79.8	3:49.080
6	44.956				80.1	4:34.036
7	44.942				80.1	5:18.978
8	44.799				80.4	6:03.777
9	44.760				80.4	6:48.537



160 cc
MOTO MINI - FIM WORLD SERIES
Qualifying Race 1

Analysis

Personal Best | Session Best | **B** Crossing the finish line in pit lane

24 Ron RICHTER — DEU
MotoMini Germany — OHVALE

Lap	Time	Sector 1	Sector 2	Sector 3	Kph	Elapsed
1	53.418				67.4	53.418
2	46.537				77.4	1:39.955
3	**46.283**				77.8	2:26.238
4	47.231				76.2	3:13.469
5	46.782				77.0	4:00.251
6	47.222				76.2	4:47.473
7	46.876				76.8	5:34.349
8	46.342				77.7	6:20.691
9	46.798				76.9	7:07.489
10	46.780				77.0	7:54.269
11	46.372				77.6	8:40.641
12	47.271				76.2	9:27.912
13	46.881				76.8	10:14.793
14	46.377				77.6	11:01.170

26 Prem KHANDLE — IND
MotoMini India — OHVALE

Lap	Time	Sector 1	Sector 2	Sector 3	Kph	Elapsed
1	56.337				63.9	56.337
2	49.147				73.2	1:45.484
3	**47.943**				75.1	2:33.427
4	1:04.619				55.7	3:38.046
5	50.124				71.8	4:28.170
6	50.896				70.7	5:19.066
7	50.975				70.6	6:10.041
8	50.485				71.3	7:00.526
9	48.295				74.5	7:48.821
10	49.930				72.1	8:38.751
11	50.803				70.9	9:29.554
12	48.132				74.8	10:17.686
13	48.743				73.9	11:06.429

29 Satria ARFANUR — INA
MotoMini Indonesia — OHVALE

Lap	Time	Sector 1	Sector 2	Sector 3	Kph	Elapsed
1	52.130				69.1	52.130
2	45.965				78.3	1:38.095
3	**45.583**				79.0	2:23.678
4	2:30.947				23.8	4:54.625
5	47.958				75.1	5:42.583
6	47.595				75.6	6:30.178
7	47.541				75.7	7:17.719
8	47.415				75.9	8:05.134
9	47.370				76.0	8:52.504
10	46.704				77.1	9:39.208
11	46.604				77.2	10:25.812
12	46.495				77.4	11:12.307

35 Caua SANTOS — BRA
MotoMini Latin America — OHVALE

Lap	Time	Sector 1	Sector 2	Sector 3	Kph	Elapsed
1	50.845				70.8	50.845
2	45.656				78.9	1:36.501
3	45.462				79.2	2:21.963
4	45.693				78.8	3:07.656
5	46.656				77.2	3:54.312
6	46.159				78.0	4:40.471
7	45.608				78.9	5:26.079
8	45.601				78.9	6:11.680
9	46.680				77.1	6:58.360
10	45.876				78.5	7:44.236
11	45.723				78.7	8:29.959
12	45.333				79.4	9:15.292
13	45.408				79.3	10:00.700
14	**45.269**				79.5	10:45.969

36 Max MOLINA — MEX
MotoMini Latin America — OHVALE

Lap	Time	Sector 1	Sector 2	Sector 3	Kph	Elapsed
1	49.934				72.1	49.934
2	45.805				78.6	1:35.739
3	45.384				79.3	2:21.123
4	45.566				79.0	3:06.689
5	45.488				79.1	3:52.177
6	45.580				79.0	4:37.757
7	45.409				79.3	5:23.166
8	45.582				79.0	6:08.748
9	45.287				79.5	6:54.035
10	45.432				79.2	7:39.467
11	45.576				79.0	8:25.043
12	**45.139**				79.8	9:10.182
13	45.419				79.3	9:55.601
14	45.199				79.6	10:40.800

42 Xiu Yu HAN — CHN
MotoMini Northeast Asia — OHVALE

Lap	Time	Sector 1	Sector 2	Sector 3	Kph	Elapsed
1	51.855				69.4	51.855
2	45.971				78.3	1:37.826
3	45.862				78.5	2:23.688
4	45.959				78.3	3:09.647
5	45.955				78.3	3:55.602
6	45.665				78.8	4:41.267
7	45.641				78.9	5:26.908
8	45.486				79.1	6:12.394
9	46.604				77.2	6:58.998
10	45.843				78.5	7:44.841
11	45.855				78.5	8:30.696
12	45.925				78.4	9:16.621
13	45.875				78.5	10:02.496
14	**45.255**				79.5	10:47.751

43 Siying LYU — CHN
MotoMini Northeast Asia — OHVALE

Lap	Time	Sector 1	Sector 2	Sector 3	Kph	Elapsed
1	50.507				71.3	50.507
2	45.871				78.5	1:36.378
3	**45.514**				79.1	2:21.892
4	45.735				78.7	3:07.627
5	46.526				77.4	3:54.153
6	46.146				78.0	4:40.299
7	45.687				78.8	5:25.986



160 cc
MOTO MINI - FIM WORLD SERIES
Qualifying Race 1

Analysis

Personal Best | Session Best | **B** Crossing the finish line in pit lane

44 Melchyzedeck NGO — PHL
MotoMini Philippines — OHVALE

Lap	Time	Sector 1	Sector 2	Sector 3	Kph	Elapsed
1	53.085				67.8	53.085
2	46.628				77.2	1:39.713
3	46.221				77.9	2:25.934
4	46.626				77.2	3:12.560
5	47.301				76.1	3:59.861
6	47.429				75.9	4:47.290
7	46.702				77.1	5:33.992
8	46.445				77.5	6:20.437
9	46.643				77.2	7:07.080
10	46.991				76.6	7:54.071
11	46.407				77.6	8:40.478
12	47.126				76.4	9:27.604
13	46.562				77.3	10:14.166
14	46.651				77.2	11:00.817

45 Miguel DIZON — PHL
MotoMini Philippines — OHVALE

Lap	Time	Sector 1	Sector 2	Sector 3	Kph	Elapsed
1	54.169				66.5	54.169
2	49.096				73.3	1:43.265
3	47.979				75.0	2:31.244
4	49.114				73.3	3:20.358
5	49.014				73.4	4:09.372
6	49.386				72.9	4:58.758
7	48.676				74.0	5:47.434
8	48.832				73.7	6:36.266
9	48.226				74.6	7:24.492
10	48.595				74.1	8:13.087
11	51.362				70.1	9:04.449
12	48.319				74.5	9:52.768
13	50.368				71.5	10:43.136

47 Simão VIEGAS — PRT
MotoMini Portugal — OHVALE

Lap	Time	Sector 1	Sector 2	Sector 3	Kph	Elapsed
1	49.974				72.0	49.974
2	45.597				79.0	1:35.571
3	45.025				80.0	2:20.596
4	45.104				79.8	3:05.700
5	45.129				79.8	3:50.829
6	45.104				79.8	4:35.933
7	44.984				80.0	5:20.917
8	45.253				79.6	6:06.170
9	44.945				80.1	6:51.115
10	44.795				80.4	7:35.910
11	45.221				79.6	8:21.131
12	44.989				80.0	9:06.120
13	45.270				79.5	9:51.390
14	44.910				80.2	10:36.300

51 Naruchol KEERATIPRAPA — THA
MotoMini Thailand — OHVALE

Lap	Time	Sector 1	Sector 2	Sector 3	Kph	Elapsed
1	54.500				66.1	54.500
2	47.347				76.0	1:41.847
3	46.382				77.6	2:28.229
4	46.272				77.8	3:14.501
5	46.146				78.0	4:00.647
6	46.972				76.6	4:47.619
7	46.448				77.5	5:34.067
8	46.426				77.5	6:20.493
9	46.855				76.8	7:07.348
10	46.149				78.0	7:53.497
11	45.760				78.7	8:39.257
12	48.882				73.6	9:28.139
13	46.419				77.6	10:14.558
14	46.384				77.6	11:00.942

53 Enes Çagan ÇAKIR — TUR
MotoMini Türkiye — OHVALE

Lap	Time	Sector 1	Sector 2	Sector 3	Kph	Elapsed
1	51.624				69.7	51.624
2	45.696				78.8	1:37.320
3	45.440				79.2	2:22.760
4	45.551				79.0	3:08.311
5	46.373				77.6	3:54.684
6	46.134				78.0	4:40.818
7	45.677				78.8	5:26.495
8	45.655				78.9	6:12.150
9	46.250				77.8	6:58.400
10	46.285				77.8	7:44.685
11	45.844				78.5	8:30.529
12	45.799				78.6	9:16.328
13	45.756				78.7	10:02.084
14	45.605				78.9	10:47.689

54 Mikail SERTKAYA — TUR
MotoMini Türkiye — OHVALE

Lap	Time	Sector 1	Sector 2	Sector 3	Kph	Elapsed
1	54.263				66.3	54.263
2	46.312				77.7	1:40.575
3	45.866				78.5	2:26.441
4	46.723				77.0	3:13.164
5	46.870				76.8	4:00.034
6	47.023				76.6	4:47.057
7	45.827				78.6	5:32.884
8	46.094				78.1	6:18.978
9	45.683				78.8	7:04.661
10	45.902				78.4	7:50.563
11	46.558				77.3	8:37.121
12	45.749				78.7	9:22.870
13	45.922				78.4	10:08.792
14	45.655				78.9	10:54.447

55 Jenson KNOWLES — GBR
MotoMini UK — OHVALE

Lap	Time	Sector 1	Sector 2	Sector 3	Kph	Elapsed
1	48.525				74.2	48.525
2	45.386				79.3	1:33.911
3	45.451				79.2	2:19.362



160 cc
MOTO MINI - FIM WORLD SERIES
Qualifying Race 1

Analysis

Personal Best | Session Best | **B** Crossing the finish line in pit lane

Lap	Time	Sector 1	Sector 2	Sector 3	Kph	Elapsed
4	45.341				79.4	3:04.703
5	44.854				80.3	3:49.557
6	44.991				80.0	4:34.548
7	45.300				79.5	5:19.848
8	44.934				80.1	6:04.782
9	44.784				80.4	6:49.566
10	**44.628**				80.7	7:34.194
11	44.764				80.4	8:18.958
12	44.702				80.5	9:03.660
13	44.761				80.4	9:48.421
14	44.979				80.0	10:33.400

56 **Jenson ANSELL** GBR

MotoMini UK OHVALE

Lap	Time	Sector 1	Sector 2	Sector 3	Kph	Elapsed
1	49.428				72.8	49.428
2	45.690				78.8	1:35.118
3	44.911				80.2	2:20.029
4	45.202				79.6	3:05.231
5	45.734				78.7	3:50.965
6	45.564				79.0	4:36.529
7	45.044				79.9	5:21.573
8	45.538				79.1	6:07.111
9	**44.842**				80.3	6:51.953
10	45.211				79.6	7:37.164
11	45.022				80.0	8:22.186
12	45.900				78.4	9:08.086
13	45.392				79.3	9:53.478
14	45.186				79.7	10:38.664

MOTO MINI - FIM WORLD SERIES

160 cc

Qualifying Race 1

Weather Report

Air Temperature

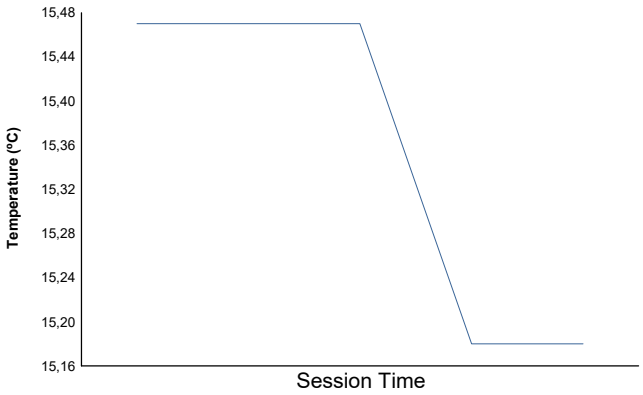

Track Temperature

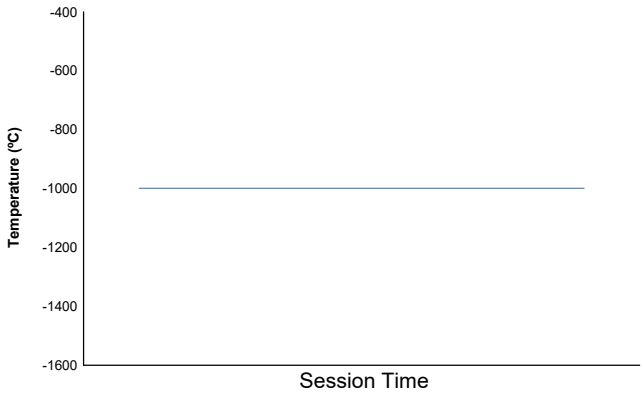

Humidity

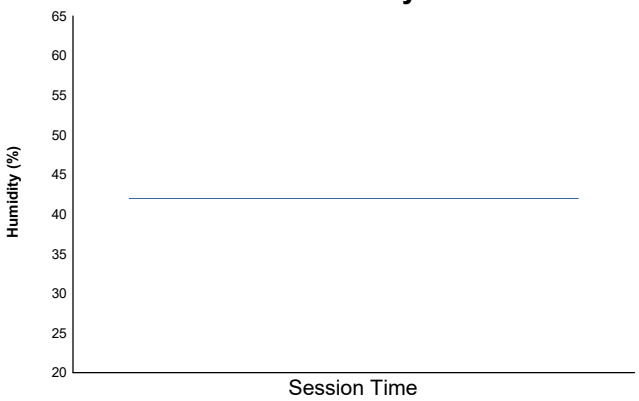

Pressure

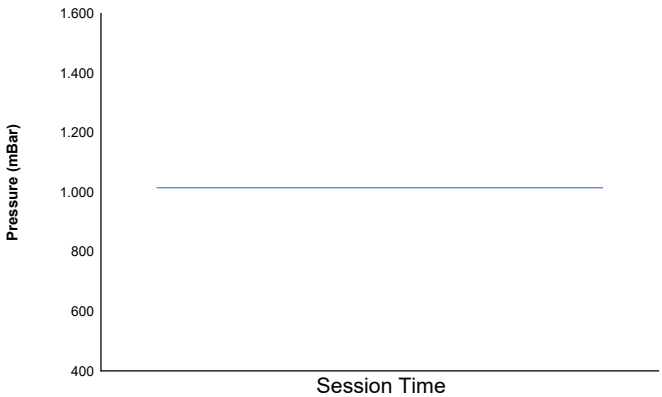

Wind Speed

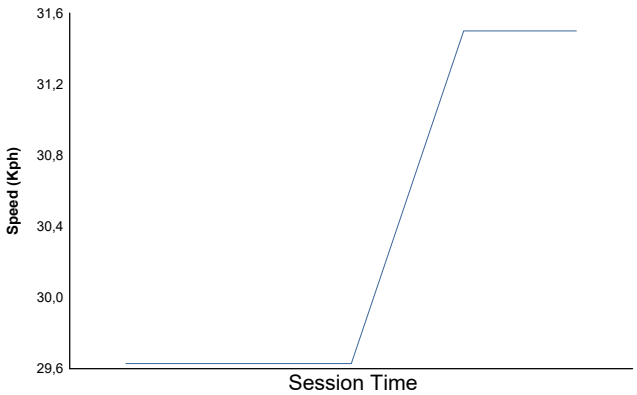

Wind direction

North = 0º/360º Est = 90º South = 180º West= 270º

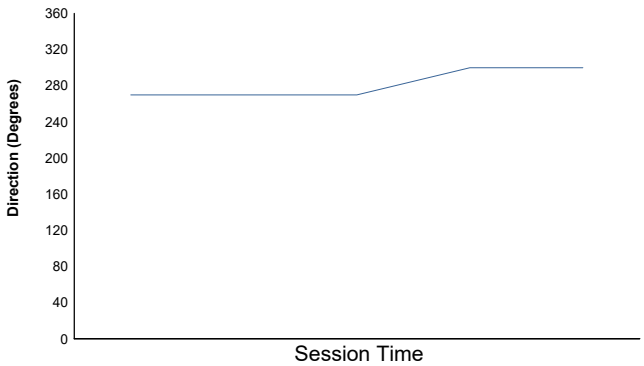

Track Status: **DRY**



160 cc
MOTO MINI - FIM WORLD SERIES
Qualifying Race 1 ((14 laps, 14,0 km.))
Starting Grid

26 P. KHANDLE	47.937	22	
51 N. KEERATIPRAPA	45.702	19	
15 T. MOLNAR	45.453	16	
53 E. CAKIR	45.234	13	
43 S. LYU	45.587	10	
47 S. VIEGAS	44.958	7	
19 M. MACALÍK	44.732	4	
12 A. ATTARD	44.572	1	
16 M. CARDENAS	45.990	20	
54 M. SERTKAYA	45.627	17	
29 S. ARFANUR	45.380	14	
35 C. SANTOS	45.169	11	
36 M. MOLINA	45.207	8	
11 H. NOLAN	44.781	5	
21 T. FRUKACZ	44.666	2	
45 M. DIZON	47.618	21	
44 M. NGO	45.643	18	
24 R. RICHTER	45.384	15	
42 X. HAN	45.180	12	
14 M. BILKA	45.496	9	
56 J. ANSELL	44.926	6	
55 J. KNOWLES	44.669	3	

Race Director:	Timekeeper: