

160 cc
MOTO MINI - FIM WORLD SERIES
Qualifying 3

Classification

	Nr.	Rider	Nat	Team	Bike	Tyres	Time	Lap	Total	Gap		Kph
1	49	**Hugo ROMERA**	ESP	MotoMini Spain	OHVALE	160	**43.460**	13	19	-	-	**82.8**
2	33	**Rentaro YOSHIMURA**	JPN	MotoMini Japan	OHVALE	160	**43.507**	11	18	+0.047	+0.047	**82.7**
3	37	**Al-Adam MIKAIL**	MYS	MotoMini Malaysia	OHVALE	160	**43.549**	17	18	+0.089	+0.042	**82.7**
4	48	**Alejandro CASTILLA**	ESP	MotoMini Spain	OHVALE	160	**43.582**	19	20	+0.122	+0.033	**82.6**
5	31	**Enea BOBBIO**	ITA	MotoMini Italy	OHVALE	160	**43.745**	18	20	+0.285	+0.163	**82.3**
6	46	**Tiago TOMÉ**	PRT	MotoMini Portugal	OHVALE	160	**43.816**	18	19	+0.356	+0.071	**82.2**
7	57	**Zaal FARHAND**	USA	MotoMini USA	OHVALE	160	**43.946**	12	20	+0.486	+0.130	**81.9**
8	17	**Wang ZIXINWEI**	CHN	MotoMini China	OHVALE	160	**43.966**	16	20	+0.506	+0.020	**81.9**
9	38	**Qaish ISYRAF**	MYS	MotoMini Malaysia	OHVALE	160	**43.992**	13	18	+0.532	+0.026	**81.8**
10	13	**Roman MASAR**	SVK	MotoMini Austria	OHVALE	160	**44.005**	18	18	+0.545	+0.013	**81.8**
11	18	**Chen SIHANG**	CHN	MotoMini China	OHVALE	160	**44.022**	19	20	+0.562	+0.017	**81.8**
12	34	**Riku TANAKA**	JPN	MotoMini Japan	OHVALE	160	**44.057**	7	18	+0.597	+0.035	**81.7**
13	22	**Romeo FORAY**	FRA	MotoMini France	OHVALE	160	**44.080**	15	20	+0.620	+0.023	**81.7**
14	39	**Sep VAN DER ZWART**	NLD	MotoMini Netherlands	OHVALE	160	**44.149**	18	20	+0.689	+0.069	**81.5**
15	28	**Muhammad ALI**	INA	MotoMini Indonesia	OHVALE	160	**44.220**	10	17	+0.760	+0.071	**81.4**
16	25	**Till TRINKS**	DEU	MotoMini Germany	OHVALE	160	**44.354**	14	20	+0.894	+0.134	**81.2**

Fastest Lap	Lap 13	Hugo ROMERA	**43.460**	82.8 Kph

Qualifying Time: **46.502**

Track Status: **DRY**

Published at: .....

Race Director:	**Timekeeper:**



160 cc
MOTO MINI - FIM WORLD SERIES
Qualifying 3

Fastest Lap Sequence

Practice Time	Rider	Team	Bike	Class	Time	Kph	Lap
1:45.670	**57 Zaal FARHAND**	MotoMini USA	OHVALE	160	**46.952**	76.7	2
1:45.800	**25 Till TRINKS**	MotoMini Germany	OHVALE	160	**46.234**	77.9	2
2:31.834	**25 Till TRINKS**	MotoMini Germany	OHVALE	160	**46.034**	78.2	3
2:33.707	**39 Sep VAN DER ZWART**	MotoMini Netherlands	OHVALE	160	**45.811**	78.6	3
2:40.694	**48 Alejandro CASTILLA**	MotoMini Spain	OHVALE	160	**45.229**	79.6	3
2:42.163	**49 Hugo ROMERA**	MotoMini Spain	OHVALE	160	**44.570**	80.8	3
4:16.471	**49 Hugo ROMERA**	MotoMini Spain	OHVALE	160	**44.130**	81.6	5
4:46.188	**37 Al-Adam MIKAIL**	MotoMini Malaysia	OHVALE	160	**43.960**	81.9	4
5:30.084	**37 Al-Adam MIKAIL**	MotoMini Malaysia	OHVALE	160	**43.896**	82.0	5
5:57.636	**33 Rentaro YOSHIMURA**	MotoMini Japan	OHVALE	160	**43.817**	82.2	6
6:13.839	**37 Al-Adam MIKAIL**	MotoMini Malaysia	OHVALE	160	**43.755**	82.3	6
6:41.283	**33 Rentaro YOSHIMURA**	MotoMini Japan	OHVALE	160	**43.647**	82.5	7
7:21.064	**49 Hugo ROMERA**	MotoMini Spain	OHVALE	160	**43.620**	82.5	9
8:24.697	**37 Al-Adam MIKAIL**	MotoMini Malaysia	OHVALE	160	**43.555**	82.7	9
9:43.748	**33 Rentaro YOSHIMURA**	MotoMini Japan	OHVALE	160	**43.507**	82.7	11
10:19.297	**49 Hugo ROMERA**	MotoMini Spain	OHVALE	160	**43.460**	82.8	13



160 cc
MOTO MINI - FIM WORLD SERIES
Qualifying 3

Analysis

Personal Best | Session Best | **B** Crossing the finish line in pit lane

13 Roman MASAR — SVK
MotoMini Austria — OHVALE

Lap	Time	Sector 1	Sector 2	Sector 3	Kph	Elapsed
1	2:11.563				27.4	2:11.563
2	45.846				78.5	2:57.409
3	47.171				76.3	3:44.580
4	44.994				80.0	4:29.574
5	44.391				81.1	5:13.965
6	44.252				81.4	5:58.217
7	44.188				81.5	6:42.405
8	45.167				79.7	7:27.572
9	49.437				72.8	8:17.009
10	44.416				81.1	9:01.425
11	44.254				81.3	9:45.679
12	48.719				73.9	10:34.398
13	44.231				81.4	11:18.629
14	44.426				81.0	12:03.055
15	44.262				81.3	12:47.317
16	44.232				81.4	13:31.549
17	45.448				79.2	14:16.997
18	44.005				81.8	15:01.002

17 Wang ZIXINWEI — CHN
MotoMini China — OHVALE

Lap	Time	Sector 1	Sector 2	Sector 3	Kph	Elapsed
1	1:20.619				44.7	1:20.619
2	46.557				77.3	2:07.176
3	45.554				79.0	2:52.730
4	45.154				79.7	3:37.884
5	44.819				80.3	4:22.703
6	44.495				80.9	5:07.198
7	44.503				80.9	5:51.701
8	44.368				81.1	6:36.069
9	44.218				81.4	7:20.287
10	44.397				81.1	8:04.684
11	44.405				81.1	8:49.089
12	44.358				81.2	9:33.447
13	44.244				81.4	10:17.691
14	44.098				81.6	11:01.789
15	44.226				81.4	11:46.015
16	43.966				81.9	12:29.981
17	44.285				81.3	13:14.266
18	43.971				81.9	13:58.237
19	44.258				81.3	14:42.495
20	44.396				81.1	15:26.891

18 Chen SIHANG — CHN
MotoMini China — OHVALE

Lap	Time	Sector 1	Sector 2	Sector 3	Kph	Elapsed
1	1:20.804				44.6	1:20.804
2	46.660				77.2	2:07.464
3	45.429				79.2	2:52.893
4	45.189				79.7	3:38.082
5	44.837				80.3	4:22.919
6	44.457				81.0	5:07.376
7	44.519				80.9	5:51.895
8	44.383				81.1	6:36.278
9	44.224				81.4	7:20.502
10	44.425				81.0	8:04.927
11	44.415				81.1	8:49.342
12	44.495				80.9	9:33.837
13	44.096				81.6	10:17.933
14	44.116				81.6	11:02.049
15	44.220				81.4	11:46.269
16	44.287				81.3	12:30.556
17	44.327				81.2	13:14.883
18	44.036				81.8	13:58.919
19	44.022				81.8	14:42.941
20	44.114				81.6	15:27.055

22 Romeo FORAY — FRA
MotoMini France — OHVALE

Lap	Time	Sector 1	Sector 2	Sector 3	Kph	Elapsed
1	1:08.497				52.6	1:08.497
2	47.845				75.2	1:56.342
3	45.625				78.9	2:41.967
4	44.890				80.2	3:26.857
5	46.594				77.3	4:13.451
6	44.739				80.5	4:58.190
7	45.600				78.9	5:43.790
8	48.781				73.8	6:32.571
9	44.294				81.3	7:16.865
10	44.533				80.8	8:01.398
11	44.184				81.5	8:45.582
12	44.209				81.4	9:29.791
13	44.140				81.6	10:13.931
14	44.249				81.4	10:58.180
15	44.080				81.7	11:42.260
16	44.141				81.6	12:26.401
17	44.253				81.4	13:10.654
18	44.134				81.6	13:54.788
19	50.309				71.6	14:45.097
20	53.390				67.4	15:38.487

25 Till TRINKS — DEU
MotoMini Germany — OHVALE

Lap	Time	Sector 1	Sector 2	Sector 3	Kph	Elapsed
1	59.566				60.4	59.566
2	46.234				77.9	1:45.800
3	46.034				78.2	2:31.834
4	55.663				64.7	3:27.497
5	45.317				79.4	4:12.814
6	49.740				72.4	5:02.554
7	44.630				80.7	5:47.184
8	44.709				80.5	6:31.893
9	44.577				80.8	7:16.470
10	50.010				72.0	8:06.480
11	44.851				80.3	8:51.331
12	45.845				78.5	9:37.176
13	44.408				81.1	10:21.584
14	44.354				81.2	11:05.938
15	49.478				72.8	11:55.416
16	46.721				77.1	12:42.137
17	44.392				81.1	13:26.529
18	45.662				78.8	14:12.191
19	44.727				80.5	14:56.918
20	44.563				80.8	15:41.481



160 cc
MOTO MINI - FIM WORLD SERIES
Qualifying 3

Analysis

Personal Best | Session Best | **B** Crossing the finish line in pit lane

28 Muhammad ALI — INA
MotoMini Indonesia — OHVALE

Lap	Time	Sector 1	Sector 2	Sector 3	Kph	Elapsed
1	2:12.549				27.2	2:12.549
2	45.887				78.5	2:58.436
3	46.634				77.2	3:45.070
4	45.014				80.0	4:30.084
5	44.539				80.8	5:14.623
6	44.248				81.4	5:58.871
7	44.538				80.8	6:43.409
8	44.469				81.0	7:27.878
9	49.430				72.8	8:17.308
10	44.220				81.4	9:01.528
11	44.303				81.3	9:45.831
12	47.161				76.3	10:32.992
13	44.503				80.9	11:17.495
14	48.895 **B**				73.6	12:06.390
15	1:29.466				40.2	13:35.856
16	44.355				81.2	14:20.211
17	44.299				81.3	15:04.510

31 Enea BOBBIO — ITA
MotoMini Italy — OHVALE

Lap	Time	Sector 1	Sector 2	Sector 3	Kph	Elapsed
1	1:29.478				40.2	1:29.478
2	48.084				74.9	2:17.562
3	45.139				79.8	3:02.701
4	44.599				80.7	3:47.300
5	44.279				81.3	4:31.579
6	44.239				81.4	5:15.818
7	44.156				81.5	5:59.974
8	44.217				81.4	6:44.191
9	44.213				81.4	7:28.404
10	50.794				70.9	8:19.198
11	44.121				81.6	9:03.319
12	43.845				82.1	9:47.164
13	44.863				80.2	10:32.027
14	43.831				82.1	11:15.858
15	43.869				82.1	11:59.727
16	43.810				82.2	12:43.537
17	44.097				81.6	13:27.634
18	43.745				82.3	14:11.379
19	43.983				81.8	14:55.362
20	44.162				81.5	15:39.524

33 Rentaro YOSHIMURA — JPN
MotoMini Japan — OHVALE

Lap	Time	Sector 1	Sector 2	Sector 3	Kph	Elapsed
1	2:11.319				27.4	2:11.319
2	46.635				77.2	2:57.954
3	46.651				77.2	3:44.605
4	44.839				80.3	4:29.444
5	44.375				81.1	5:13.819
6	43.817				82.2	5:57.636
7	43.647				82.5	6:41.283
8	50.914				70.7	7:32.197
9	44.157				81.5	8:16.354
10	43.887				82.0	9:00.241
11	43.507				82.7	9:43.748
12	53.566 **B**				67.2	10:37.314
13	1:16.925				46.8	11:54.239
14	43.759				82.3	12:37.998
15	44.079				81.7	13:22.077
16	43.787				82.2	14:05.864
17	43.569				82.6	14:49.433
18	44.315				81.2	15:33.748

34 Riku TANAKA — JPN
MotoMini Japan — OHVALE

Lap	Time	Sector 1	Sector 2	Sector 3	Kph	Elapsed
1	2:12.211				27.2	2:12.211
2	45.854				78.5	2:58.065
3	46.821				76.9	3:44.886
4	45.007				80.0	4:29.893
5	44.611				80.7	5:14.504
6	44.170				81.5	5:58.674
7	44.057				81.7	6:42.731
8	49.652				72.5	7:32.383
9	44.402				81.1	8:16.785
10	44.196				81.5	9:00.981
11	44.399				81.1	9:45.380
12	52.673 **B**				68.3	10:38.053
13	1:16.691				46.9	11:54.744
14	44.198				81.5	12:38.942
15	44.301				81.3	13:23.243
16	44.502				80.9	14:07.745
17	44.756				80.4	14:52.501
18	44.505				80.9	15:37.006

37 Al-Adam MIKAIL — MYS
MotoMini Malaysia — OHVALE

Lap	Time	Sector 1	Sector 2	Sector 3	Kph	Elapsed
1	2:11.146				27.5	2:11.146
2	45.632 **B**				78.9	2:56.778
3	1:05.450				55.0	4:02.228
4	43.960				81.9	4:46.188
5	43.896				82.0	5:30.084
6	43.755				82.3	6:13.839
7	43.681				82.4	6:57.520
8	43.622				82.5	7:41.142
9	43.555				82.7	8:24.697
10	43.785				82.2	9:08.482
11	43.652				82.5	9:52.134
12	44.321 **B**				81.2	10:36.455
13	1:20.162				44.9	11:56.617
14	43.706				82.4	12:40.323
15	43.761				82.3	13:24.084
16	43.578				82.6	14:07.662
17	43.549				82.7	14:51.211
18	43.600				82.6	15:34.811

38 Qaish ISYRAF — MYS
MotoMini Malaysia — OHVALE

Lap	Time	Sector 1	Sector 2	Sector 3	Kph	Elapsed
1	1:55.693				31.1	1:55.693
2	45.465				79.2	2:41.158
3	49.014 **B**				73.4	3:30.172
4	1:09.152				52.1	4:39.324
5	44.557				80.8	5:23.881



160 cc
MOTO MINI - FIM WORLD SERIES
Qualifying 3

Analysis

Personal Best | Session Best | **B** Crossing the finish line in pit lane

39 Sep VAN DER ZWART — NLD
MotoMini Netherlands — OHVALE

Lap	Time	Sector 1	Sector 2	Sector 3	Kph	Elapsed
1	1:00.990				59.0	1:00.990
2	46.906				76.7	1:47.896
3	45.811				78.6	2:33.707
4	45.446				79.2	3:19.153
5	45.359				79.4	4:04.512
6	44.717				80.5	4:49.229
7	44.597				80.7	5:33.826
8	44.699				80.5	6:18.525
9	44.379				81.1	7:02.904
10	44.360				81.2	7:47.264
11	44.318				81.2	8:31.582
12	44.458				81.0	9:16.040
13	55.255				65.2	10:11.295
14	44.624				80.7	10:55.919
15	44.286				81.3	11:40.205
16	44.310				81.2	12:24.515
17	52.411				68.7	13:16.926
18	44.149				81.5	14:01.075
19	44.207				81.4	14:45.282
20	44.244				81.4	15:29.526

46 Tiago TOMÉ — PRT
MotoMini Portugal — OHVALE

Lap	Time	Sector 1	Sector 2	Sector 3	Kph	Elapsed
1	1:08.918				52.2	1:08.918
2	46.948				76.7	1:55.866
3	45.738				78.7	2:41.604
4	44.840				80.3	3:26.444
5	49.211				73.2	4:15.655
6	49.077				73.4	5:04.732
7	44.466				81.0	5:49.198
8	44.222				81.4	6:33.420
9	44.293				81.3	7:17.713
10	44.277				81.3	8:01.990
11	44.134				81.6	8:46.124
12	46.446 **B**				77.5	9:32.570
13	1:11.175				50.6	10:43.745
14	44.279				81.3	11:28.024
15	44.178				81.5	12:12.202
16	44.199				81.4	12:56.401
17	43.933				81.9	13:40.334
18	43.816				82.2	14:24.150
19	44.537				80.8	15:08.687

48 Alejandro CASTILLA — ESP
MotoMini Spain — OHVALE

Lap	Time	Sector 1	Sector 2	Sector 3	Kph	Elapsed
1	1:08.255				52.7	1:08.255
2	47.210				76.3	1:55.465
3	45.229				79.6	2:40.694
4	45.587				79.0	3:26.281
5	49.185				73.2	4:15.466
6	45.949				78.3	5:01.415
7	44.323				81.2	5:45.738
8	44.353				81.2	6:30.091
9	44.133				81.6	7:14.224
10	44.051				81.7	7:58.275
11	44.142				81.6	8:42.417
12	43.947				81.9	9:26.364
13	43.965				81.9	10:10.329
14	44.121				81.6	10:54.450
15	43.835				82.1	11:38.285
16	47.857				75.2	12:26.142
17	50.353				71.5	13:16.495
18	44.009				81.8	14:00.504
19	43.582				82.6	14:44.086
20	44.569				80.8	15:28.655

49 Hugo ROMERA — ESP
MotoMini Spain — OHVALE

Lap	Time	Sector 1	Sector 2	Sector 3	Kph	Elapsed
1	1:09.363				51.9	1:09.363
2	48.230				74.6	1:57.593
3	44.570				80.8	2:42.163
4	50.178				71.7	3:32.341
5	44.130				81.6	4:16.471
6	44.499				80.9	5:00.970
7	52.652				68.4	5:53.622
8	43.822				82.2	6:37.444
9	43.620				82.5	7:21.064
10	47.043				76.5	8:08.107
11	43.606				82.6	8:51.713
12	44.124				81.6	9:35.837
13	43.460				82.8	10:19.297
14	43.468				82.8	11:02.765
15	43.628				82.5	11:46.393
16	46.172				78.0	12:32.565
17	43.846				82.1	13:16.411
18	43.625				82.5	14:00.036
19	48.300 **B**				74.5	14:48.336

57 Zaal FARHAND — USA
MotoMini USA — OHVALE

Lap	Time	Sector 1	Sector 2	Sector 3	Kph	Elapsed
1	58.718				61.3	58.718
2	46.952				76.7	1:45.670
3	45.865 **B**				78.5	2:31.535
4	1:21.644				44.1	3:53.179
5	44.246				81.4	4:37.425
6	44.257				81.3	5:21.682
7	44.223				81.4	6:05.905
8	44.123				81.6	6:50.028



160 cc
MOTO MINI - FIM WORLD SERIES
Qualifying 3

Analysis

Personal Best Session Best **B** Crossing the finish line in pit lane

Lap	Time	Sector 1	Sector 2	Sector 3	Kph	Elapsed	Lap	Time	Sector 1	Sector 2	Sector 3	Kph	Elapsed
9	44.039				81.7	7:34.067							
10	44.106				81.6	8:18.173							
11	44.083				81.7	9:02.256							
12	**43.946**				81.9	9:46.202							
13	45.004				80.0	10:31.206							
14	44.089				81.7	11:15.295							
15	43.965				81.9	11:59.260							
16	44.088				81.7	12:43.348							
17	43.978				81.9	13:27.326							
18	43.948				81.9	14:11.274							
19	44.053				81.7	14:55.327							
20	44.004				81.8	15:39.331							

MOTO MINI - FIM WORLD SERIES

160 cc

Qualifying 3

Weather Report

Air Temperature

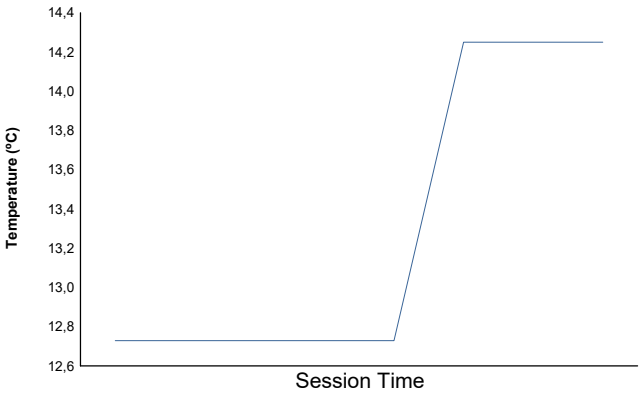

Track Temperature

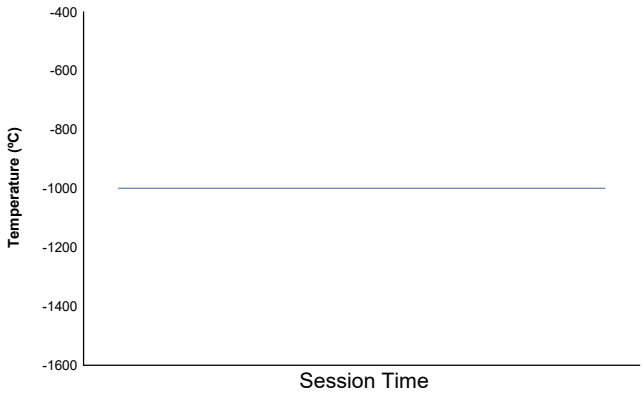

Humidity

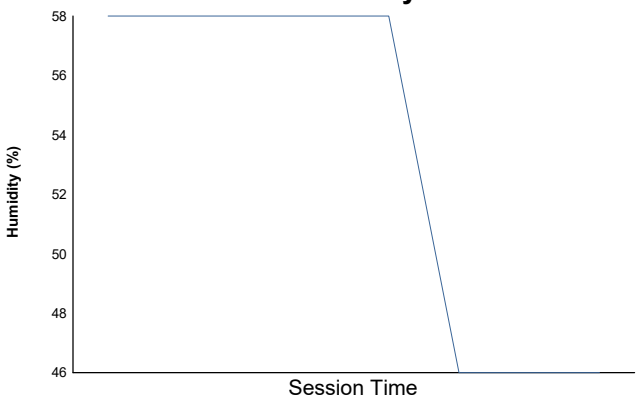

Pressure

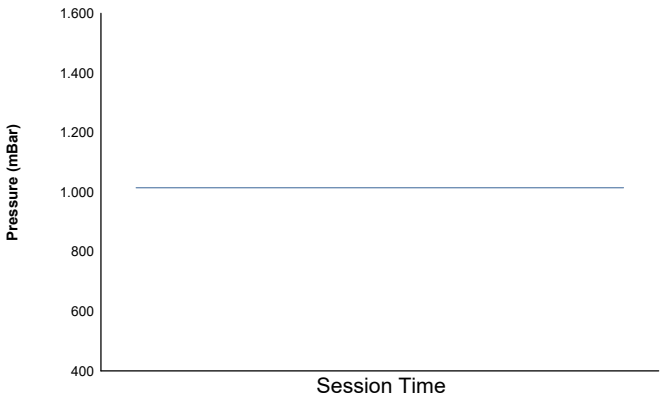

Wind Speed

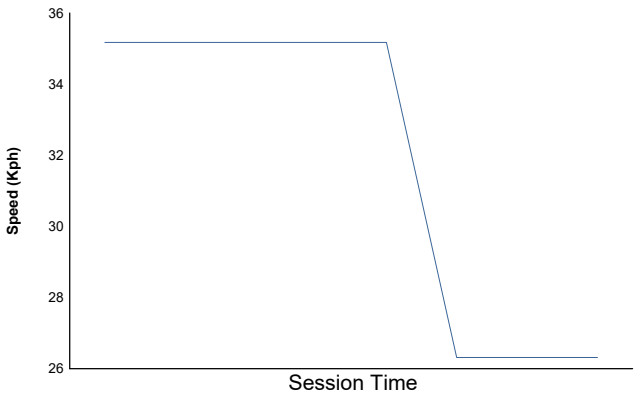

Wind direction

North = 0º/360º Est = 90º South = 180º West= 270º

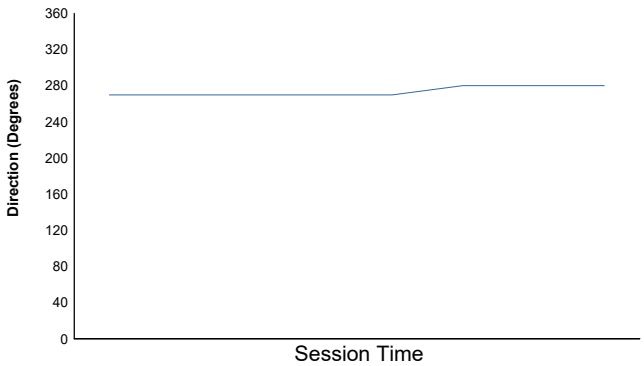

Track Status: **DRY**