

160 cc
MOTO MINI - FIM WORLD SERIES
Qualifying 2

Classification

	Nr.	Rider	Nat	Team	Bike	Tyres	Time	Lap	Total	Gap		Kph
1	46	**Tiago TOMÉ**	PRT	MotoMini Portugal	OHVALE	160	**43.959**	8	11	-	-	**81.9**
2	57	**Zaal FARHAND**	USA	MotoMini USA	OHVALE	160	**44.013**	5	10	+0.054	+0.054	**81.8**
3	31	**Enea BOBBIO**	ITA	MotoMini Italy	OHVALE	160	**44.037**	8	11	+0.078	+0.024	**81.7**
4	38	**Qaish ISYRAF**	MYS	MotoMini Malaysia	OHVALE	160	**44.080**	9	11	+0.121	+0.043	**81.7**
5	41	**Evan RUITENBERG**	NLD	MotoMini Netherlands	OHVALE	160	**44.280**	10	11	+0.321	+0.200	**81.3**
6	32	**Michele CAIONI**	ITA	MotoMini Italy	OHVALE	160	**44.410**	6	11	+0.451	+0.130	**81.1**
7	23	**Thomas NOURRY**	FRA	MotoMini France	OHVALE	160	**44.498**	9	11	+0.539	+0.088	**80.9**
8	58	**Lambert SU**	USA	MotoMini USA	OHVALE	160	**44.567**	9	11	+0.608	+0.069	**80.8**
9	12	**Austin ATTARD**	AUS	MotoMini Australia	OHVALE	160	**44.572**	7	11	+0.613	+0.005	**80.8**
10	21	**Tadeusz FRUKACZ**	POL	MotoMini Czech Republic	OHVALE	160	**44.666**	8	11	+0.707	+0.094	**80.6**
11	55	**Jenson KNOWLES**	GBR	MotoMini UK	OHVALE	160	**44.669**	10	11	+0.710	+0.003	**80.6**
12	19	**Maxmilián MACALÍK**	CZE	MotoMini Czech Republic	OHVALE	160	**44.732**	8	11	+0.773	+0.063	**80.5**
13	11	**Huxley NOLAN**	AUS	MotoMini Australia	OHVALE	160	**44.781**	10	11	+0.822	+0.049	**80.4**
14	56	**Jenson ANSELL**	GBR	MotoMini UK	OHVALE	160	**44.926**	9	11	+0.967	+0.145	**80.1**
15	47	**Simão VIEGAS**	PRT	MotoMini Portugal	OHVALE	160	**44.958**	8	10	+0.999	+0.032	**80.1**
16	36	**Max MOLINA**	MEX	MotoMini Latin America	OHVALE	160	**45.207**	8	11	+1.248	+0.249	**79.6**
17	14	**Matteo BILKA**	SVK	MotoMini Austria	OHVALE	160	**45.496**	9	11	+1.537	+0.289	**79.1**
18	43	**Siying LYU**	CHN	MotoMini Northeast Asia	OHVALE	160	**45.587**	9	11	+1.628	+0.091	**79.0**

Fastest Lap	Lap 8	Tiago TOMÉ	**43.959**	81.9 Kph

Qualifying Time: **47.036**

Track Status: **DRY**

Published at: .....

Race Director:	**Timekeeper:**



160 cc
MOTO MINI - FIM WORLD SERIES
Qualifying 2

Fastest Lap Sequence

Practice Time	Rider	Team	Bike	Class	Time	Kph	Lap
1:36.985	**41 Evan RUITENBERG**	MotoMini Netherlands	OHVALE	160	**45.911**	78.4	2
1:37.250	**23 Thomas NOURRY**	MotoMini France	OHVALE	160	**45.816**	78.6	2
1:41.605	**38 Qaish ISYRAF**	MotoMini Malaysia	OHVALE	160	**45.698**	78.8	2
2:07.233	**46 Tiago TOMÉ**	MotoMini Portugal	OHVALE	160	**45.539**	79.1	2
2:22.325	**41 Evan RUITENBERG**	MotoMini Netherlands	OHVALE	160	**45.340**	79.4	3
2:22.562	**23 Thomas NOURRY**	MotoMini France	OHVALE	160	**45.312**	79.4	3
2:26.911	**38 Qaish ISYRAF**	MotoMini Malaysia	OHVALE	160	**45.306**	79.5	3
2:27.470	**32 Michele CAIONI**	MotoMini Italy	OHVALE	160	**45.071**	79.9	3
2:28.056	**56 Jenson ANSELL**	MotoMini UK	OHVALE	160	**45.060**	79.9	3
2:30.016	**31 Enea BOBBIO**	MotoMini Italy	OHVALE	160	**44.735**	80.5	3
3:11.451	**38 Qaish ISYRAF**	MotoMini Malaysia	OHVALE	160	**44.540**	80.8	4
3:14.357	**31 Enea BOBBIO**	MotoMini Italy	OHVALE	160	**44.341**	81.2	4
4:47.895	**31 Enea BOBBIO**	MotoMini Italy	OHVALE	160	**44.122**	81.6	6
4:48.142	**57 Zaal FARHAND**	MotoMini USA	OHVALE	160	**44.013**	81.8	5
6:34.701	**46 Tiago TOMÉ**	MotoMini Portugal	OHVALE	160	**43.959**	81.9	8



160 cc
MOTO MINI - FIM WORLD SERIES
Qualifying 2

Analysis

Personal Best | Session Best | **B** Crossing the finish line in pit lane

11 Huxley NOLAN — AUS
MotoMini Australia — OHVALE

Lap	Time	Sector 1	Sector 2	Sector 3	Kph	Elapsed
1	1:00.043				60.0	1:00.043
2	46.047				78.2	1:46.090
3	45.219				79.6	2:31.309
4	45.064				79.9	3:16.373
5	45.101				79.8	4:01.474
6	44.825				80.3	4:46.299
7	46.757				77.0	5:33.056
8	45.033				79.9	6:18.089
9	45.682				78.8	7:03.771
10	44.781				80.4	7:48.552
11	52.064 **B**				69.1	8:40.616

12 Austin ATTARD — AUS
MotoMini Australia — OHVALE

Lap	Time	Sector 1	Sector 2	Sector 3	Kph	Elapsed
1	52.978				68.0	52.978
2	47.202				76.3	1:40.180
3	45.701				78.8	2:25.881
4	45.020				80.0	3:10.901
5	51.898				69.4	4:02.799
6	44.647				80.6	4:47.446
7	44.572				80.8	5:32.018
8	47.886				75.2	6:19.904
9	44.868				80.2	7:04.772
10	50.400				71.4	7:55.172
11	54.620 **B**				65.9	8:49.792

14 Matteo BILKA — SVK
MotoMini Austria — OHVALE

Lap	Time	Sector 1	Sector 2	Sector 3	Kph	Elapsed
1	1:01.930				58.1	1:01.930
2	49.369				72.9	1:51.299
3	46.625				77.2	2:37.924
4	46.214				77.9	3:24.138
5	46.882				76.8	4:11.020
6	46.025				78.2	4:57.045
7	45.624				78.9	5:42.669
8	45.832				78.5	6:28.501
9	45.496				79.1	7:13.997
10	45.578				79.0	7:59.575
11	55.633 **B**				64.7	8:55.208

19 Maxmilián MACALÍK — CZE
MotoMini Czech Republic — OHVALE

Lap	Time	Sector 1	Sector 2	Sector 3	Kph	Elapsed
1	57.152				63.0	57.152
2	47.584				75.7	1:44.736
3	45.722				78.7	2:30.458
4	45.016				80.0	3:15.474
5	45.577				79.0	4:01.051
6	45.106				79.8	4:46.157
7	45.303				79.5	5:31.460
8	44.732				80.5	6:16.192
9	45.476				79.2	7:01.668
10	44.835				80.3	7:46.503
11	52.871 **B**				68.1	8:39.374

21 Tadeusz FRUKACZ — POL
MotoMini Czech Republic — OHVALE

Lap	Time	Sector 1	Sector 2	Sector 3	Kph	Elapsed
1	52.613				68.4	52.613
2	46.549				77.3	1:39.162
3	45.821				78.6	2:24.983
4	45.258				79.5	3:10.241
5	45.285				79.5	3:55.526
6	45.023				80.0	4:40.549
7	45.190				79.7	5:25.739
8	44.666				80.6	6:10.405
9	44.702				80.5	6:55.107
10	44.976				80.0	7:40.083
11	1:00.192 **B**				59.8	8:40.275

23 Thomas NOURRY — FRA
MotoMini France — OHVALE

Lap	Time	Sector 1	Sector 2	Sector 3	Kph	Elapsed
1	51.434				70.0	51.434
2	45.816				78.6	1:37.250
3	45.312				79.4	2:22.562
4	44.945				80.1	3:07.507
5	44.693				80.5	3:52.200
6	44.823				80.3	4:37.023
7	44.646				80.6	5:21.669
8	44.507				80.9	6:06.176
9	44.498				80.9	6:50.674
10	44.505				80.9	7:35.179
11	53.932 **B**				66.8	8:29.111

31 Enea BOBBIO — ITA
MotoMini Italy — OHVALE

Lap	Time	Sector 1	Sector 2	Sector 3	Kph	Elapsed
1	58.974				61.0	58.974
2	46.307				77.7	1:45.281
3	44.735				80.5	2:30.016
4	44.341				81.2	3:14.357
5	49.416				72.9	4:03.773
6	44.122				81.6	4:47.895
7	46.902				76.8	5:34.797
8	44.037				81.7	6:18.834
9	44.339				81.2	7:03.173
10	48.454				74.3	7:51.627
11	52.641 **B**				68.4	8:44.268

32 Michele CAIONI — ITA
MotoMini Italy — OHVALE

Lap	Time	Sector 1	Sector 2	Sector 3	Kph	Elapsed
1	56.053				64.2	56.053
2	46.346				77.7	1:42.399
3	45.071				79.9	2:27.470
4	44.981				80.0	3:12.451
5	44.779				80.4	3:57.230
6	44.410				81.1	4:41.640
7	44.658				80.6	5:26.298
8	44.524				80.9	6:10.822
9	44.423				81.0	6:55.245
10	44.490				80.9	7:39.735
11	59.086 **B**				60.9	8:38.821



160 cc
MOTO MINI - FIM WORLD SERIES
Qualifying 2

Analysis

Personal Best | Session Best | **B** Crossing the finish line in pit lane

36 Max MOLINA — MEX
MotoMini Latin America — OHVALE

Lap	Time	Sector 1	Sector 2	Sector 3	Kph	Elapsed
1	1:02.257				57.8	1:02.257
2	46.857				76.8	1:49.114
3	45.928				78.4	2:35.042
4	45.496				79.1	3:20.538
5	45.646				78.9	4:06.184
6	45.486				79.1	4:51.670
7	45.477				79.2	5:37.147
8	45.207				79.6	6:22.354
9	45.390				79.3	7:07.744
10	46.044				78.2	7:53.788
11	1:02.930 **B**				57.2	8:56.718

38 Qaish ISYRAF — MYS
MotoMini Malaysia — OHVALE

Lap	Time	Sector 1	Sector 2	Sector 3	Kph	Elapsed
1	55.907				64.4	55.907
2	45.698				78.8	1:41.605
3	45.306				79.5	2:26.911
4	44.540				80.8	3:11.451
5	44.885				80.2	3:56.336
6	44.778				80.4	4:41.114
7	44.283				81.3	5:25.397
8	44.393				81.1	6:09.790
9	44.080				81.7	6:53.870
10	44.423				81.0	7:38.293
11	1:35.600 **B**				37.7	9:13.893

41 Evan RUITENBERG — NLD
MotoMini Netherlands — OHVALE

Lap	Time	Sector 1	Sector 2	Sector 3	Kph	Elapsed
1	51.074				70.5	51.074
2	45.911				78.4	1:36.985
3	45.340				79.4	2:22.325
4	44.859				80.3	3:07.184
5	44.849				80.3	3:52.033
6	44.750				80.4	4:36.783
7	45.481				79.2	5:22.264
8	44.448				81.0	6:06.712
9	44.453				81.0	6:51.165
10	44.280				81.3	7:35.445
11	51.849 **B**				69.4	8:27.294

43 Siying LYU — CHN
MotoMini Northeast Asia — OHVALE

Lap	Time	Sector 1	Sector 2	Sector 3	Kph	Elapsed
1	54.242				66.4	54.242
2	46.585				77.3	1:40.827
3	46.039				78.2	2:26.866
4	45.657				78.8	3:12.523
5	46.175				78.0	3:58.698
6	45.751				78.7	4:44.449
7	45.604				78.9	5:30.053
8	45.759				78.7	6:15.812
9	45.587				79.0	7:01.399
10	45.643				78.9	7:47.042
11	54.631 **B**				65.9	8:41.673

46 Tiago TOMÉ — PRT
MotoMini Portugal — OHVALE

Lap	Time	Sector 1	Sector 2	Sector 3	Kph	Elapsed
1	1:21.694				44.1	1:21.694
2	45.539				79.1	2:07.233
3	44.870				80.2	2:52.103
4	44.538				80.8	3:36.641
5	44.509				80.9	4:21.150
6	44.050				81.7	5:05.200
7	45.542				79.0	5:50.742
8	43.959				81.9	6:34.701
9	44.137				81.6	7:18.838
10	44.853				80.3	8:03.691
11	51.473 **B**				69.9	8:55.164

47 Simão VIEGAS — PRT
MotoMini Portugal — OHVALE

Lap	Time	Sector 1	Sector 2	Sector 3	Kph	Elapsed
1	1:22.250				43.8	1:22.250
2	46.240				77.9	2:08.490
3	45.636				78.9	2:54.126
4	45.396				79.3	3:39.522
5	45.114				79.8	4:24.636
6	45.237				79.6	5:09.873
7	45.128				79.8	5:55.001
8	44.958				80.1	6:39.959
9	45.121				79.8	7:25.080
10	44.746 **B**				80.5	8:09.826

55 Jenson KNOWLES — GBR
MotoMini UK — OHVALE

Lap	Time	Sector 1	Sector 2	Sector 3	Kph	Elapsed
1	53.828				66.9	53.828
2	46.170				78.0	1:39.998
3	45.383				79.3	2:25.381
4	45.152				79.7	3:10.533
5	45.365				79.4	3:55.898
6	45.550				79.0	4:41.448
7	44.729				80.5	5:26.177
8	45.070				79.9	6:11.247
9	44.753				80.4	6:56.000
10	44.669				80.6	7:40.669
11	58.067 **B**				62.0	8:38.736

56 Jenson ANSELL — GBR
MotoMini UK — OHVALE

Lap	Time	Sector 1	Sector 2	Sector 3	Kph	Elapsed
1	56.649				63.5	56.649
2	46.347				77.7	1:42.996
3	45.060				79.9	2:28.056
4	44.974				80.0	3:13.030
5	47.787				75.3	4:00.817
6	45.177				79.7	4:45.994
7	45.030				79.9	5:31.024
8	46.912				76.7	6:17.936
9	44.926				80.1	7:02.862
10	46.709				77.1	7:49.571
11	59.386 **B**				60.6	8:48.957



160 cc
MOTO MINI - FIM WORLD SERIES
Qualifying 2

Analysis

Personal Best | Session Best | **B** Crossing the finish line in pit lane

57 Zaal FARHAND — USA
MotoMini USA — OHVALE

Lap	Time	Sector 1	Sector 2	Sector 3	Kph	Elapsed
1	57.609				62.5	57.609
2	46.157				78.0	1:43.766
3	44.847 **B**				80.3	2:28.613
4	1:35.516				37.7	4:04.129
5	**44.013**				81.8	4:48.142
6	44.293				81.3	5:32.435
7	44.131				81.6	6:16.566
8	44.919				80.1	7:01.485
9	44.077				81.7	7:45.562
10	52.587 **B**				68.5	8:38.149

58 Lambert SU — USA
MotoMini USA — OHVALE

Lap	Time	Sector 1	Sector 2	Sector 3	Kph	Elapsed
1	1:08.079				52.9	1:08.079
2	46.907				76.7	1:54.986
3	45.698				78.8	2:40.684
4	45.186				79.7	3:25.870
5	45.201				79.6	4:11.071
6	52.300				68.8	5:03.371
7	44.781				80.4	5:48.152
8	44.746				80.5	6:32.898
9	**44.567**				80.8	7:17.465
10	44.649				80.6	8:02.114
11	55.598 **B**				64.8	8:57.712

MOTO MINI - FIM WORLD SERIES

160 cc

Qualifying 2

Weather Report

Air Temperature

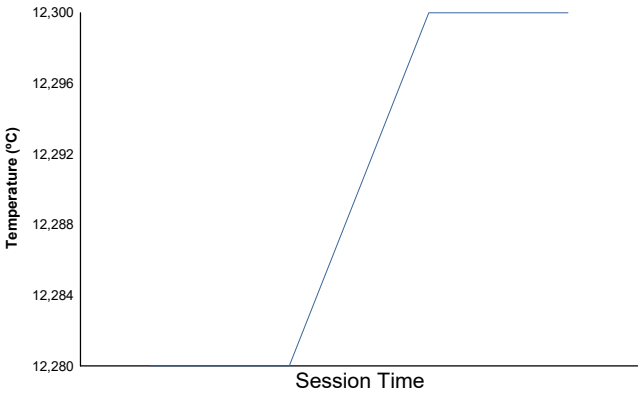

Track Temperature

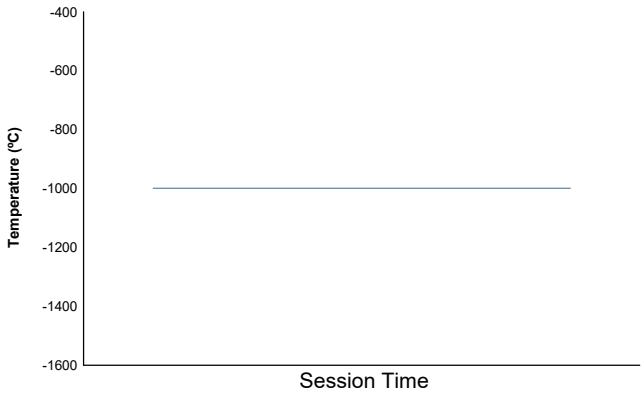

Humidity

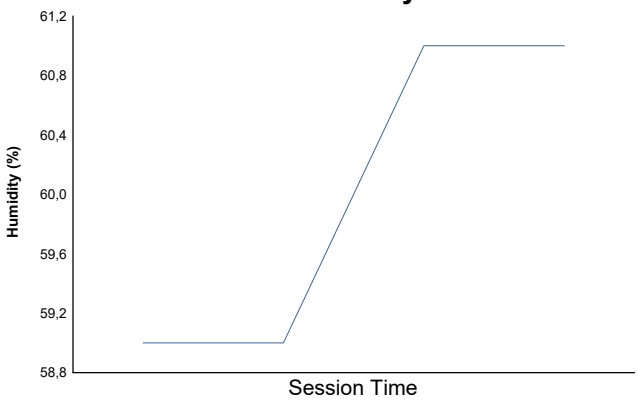

Pressure

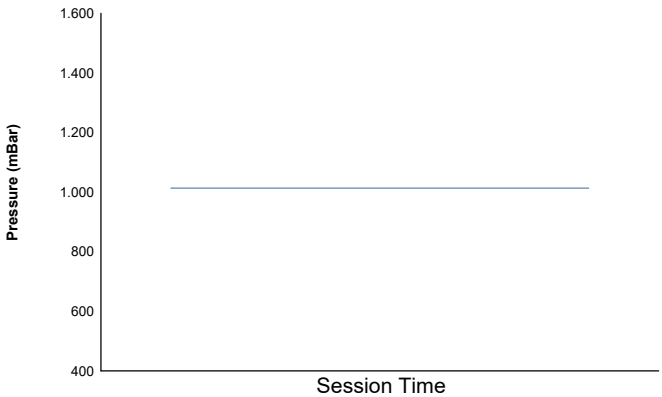

Wind Speed

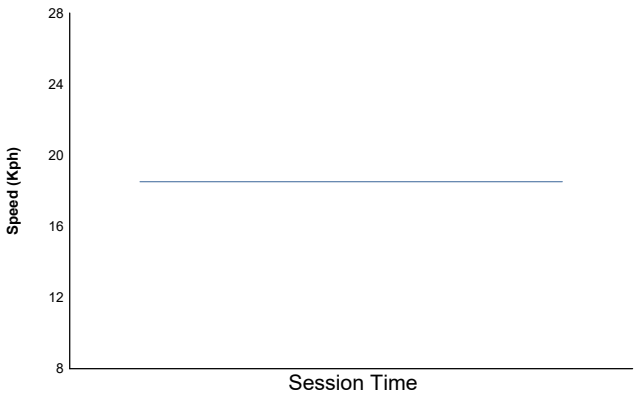

Wind direction

North = 0º/360º Est = 90º South = 180º West= 270º

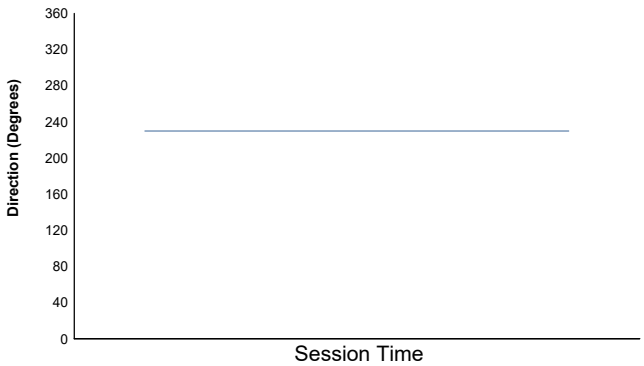

Track Status: **DRY**