

160 cc
MOTO MINI - FIM WORLD SERIES
Qualifying 1

Classification

	Nr.	Rider	Nat	Team	Bike	Tyres	Time	Lap	Total	Gap		Kph
1	56	**Jenson ANSELL**	GBR	MotoMini UK	OHVALE	160	**44.857**	15	17	-	-	**80.3**
2	55	**Jenson KNOWLES**	GBR	MotoMini UK	OHVALE	160	**44.884**	19	19	+0.027	+0.027	**80.2**
3	21	**Tadeusz FRUKACZ**	POL	MotoMini Czech Republic	OHVALE	160	**44.996**	19	20	+0.139	+0.112	**80.0**
4	36	**Max MOLINA**	MEX	MotoMini Latin America	OHVALE	160	**45.152**	18	20	+0.295	+0.156	**79.7**
5	35	**Caua SANTOS**	BRA	MotoMini Latin America	OHVALE	160	**45.169**	15	20	+0.312	+0.017	**79.7**
6	42	**Xiu Yu HAN**	CHN	MotoMini Northeast Asia	OHVALE	160	**45.180**	17	19	+0.323	+0.011	**79.7**
7	53	**Enes Çagan ÇAKIR**	TUR	MotoMini Türkiye	OHVALE	160	**45.234**	18	19	+0.377	+0.054	**79.6**
8	29	**Satria ARFANUR**	INA	MotoMini Indonesia	OHVALE	160	**45.380**	19	19	+0.523	+0.146	**79.3**
9	24	**Ron RICHTER**	DEU	MotoMini Germany	OHVALE	160	**45.384**	17	19	+0.527	+0.004	**79.3**
10	15	**Tommy MOLNAR**	CAN	MotoMini Canada	OHVALE	160	**45.453**	15	19	+0.596	+0.069	**79.2**
11	54	**Mikail SERTKAYA**	TUR	MotoMini Türkiye	OHVALE	160	**45.627**	16	19	+0.770	+0.174	**78.9**
12	44	**Melchyzedeck NGO**	PHL	MotoMini Philippines	OHVALE	160	**45.643**	14	17	+0.786	+0.016	**78.9**
13	51	**Naruchol KEERATIPRAPA**	THA	MotoMini Thailand	OHVALE	160	**45.702**	15	18	+0.845	+0.059	**78.8**
14	16	**Martina CARDENAS**	CAN	MotoMini Canada	OHVALE	160	**45.990**	15	19	+1.133	+0.288	**78.3**
15	45	**Miguel DIZON**	PHL	MotoMini Philippines	OHVALE	160	**47.618**	7	17	+2.761	+1.628	**75.6**
16	26	**Prem KHANDLE**	IND	MotoMini India	OHVALE	160	**47.937**	10	19	+3.080	+0.319	**75.1**

Fastest Lap	Lap 15	Jenson ANSELL	**44.857**	80.3 Kph

Qualifying Time: **47.996**

Track Status: **DRY**

Published at: .....

Race Director:	**Timekeeper:**



160 cc
MOTO MINI - FIM WORLD SERIES
Qualifying 1

Fastest Lap Sequence

Practice Time	Rider	Team	Bike	Class	Time	Kph	Lap
1:40.091	**55 Jenson KNOWLES**	MotoMini UK	OHVALE	160	**47.211**	76.3	2
1:54.987	**36 Max MOLINA**	MotoMini Latin America	OHVALE	160	**47.187**	76.3	2
2:26.792	**55 Jenson KNOWLES**	MotoMini UK	OHVALE	160	**46.701**	77.1	3
2:40.535	**53 Enes Çagan ÇAKIR**	MotoMini Türkiye	OHVALE	160	**46.559**	77.3	3
2:41.004	**36 Max MOLINA**	MotoMini Latin America	OHVALE	160	**46.017**	78.2	3
3:31.443	**21 Tadeusz FRUKACZ**	MotoMini Czech Republic	OHVALE	160	**45.991**	78.3	4
4:52.952	**35 Caua SANTOS**	MotoMini Latin America	OHVALE	160	**45.825**	78.6	6
5:38.723	**35 Caua SANTOS**	MotoMini Latin America	OHVALE	160	**45.771**	78.7	7
5:49.665	**54 Mikail SERTKAYA**	MotoMini Türkiye	OHVALE	160	**45.737**	78.7	7
6:39.870	**53 Enes Çagan ÇAKIR**	MotoMini Türkiye	OHVALE	160	**45.720**	78.7	8
7:19.722	**36 Max MOLINA**	MotoMini Latin America	OHVALE	160	**45.377**	79.3	9
8:40.089	**56 Jenson ANSELL**	MotoMini UK	OHVALE	160	**45.253**	79.6	10
9:23.451	**55 Jenson KNOWLES**	MotoMini UK	OHVALE	160	**45.129**	79.8	11
12:26.255	**56 Jenson ANSELL**	MotoMini UK	OHVALE	160	**44.857**	80.3	15



160 cc
MOTO MINI - FIM WORLD SERIES
Qualifying 1

Analysis

Personal Best | Session Best | **B** Crossing the finish line in pit lane

15 Tommy MOLNAR — CAN
MotoMini Canada — OHVALE

Lap	Time	Sector 1	Sector 2	Sector 3	Kph	Elapsed
1	1:08.061				52.9	1:08.061
2	47.203				76.3	1:55.264
3	46.326				77.7	2:41.590
4	46.879				76.8	3:28.469
5	48.162				74.7	4:16.631
6	45.990				78.3	5:02.621
7	46.001				78.3	5:48.622
8	46.573				77.3	6:35.195
9	47.910				75.1	7:23.105
10	45.925				78.4	8:09.030
11	45.808				78.6	8:54.838
12	46.554				77.3	9:41.392
13	45.850				78.5	10:27.242
14	45.479				79.2	11:12.721
15	45.453				79.2	11:58.174
16	47.182				76.3	12:45.356
17	45.779				78.6	13:31.135
18	45.551				79.0	14:16.686
19	45.541				79.0	15:02.227

16 Martina CARDENAS — CAN
MotoMini Canada — OHVALE

Lap	Time	Sector 1	Sector 2	Sector 3	Kph	Elapsed
1	56.382				63.9	56.382
2	49.453				72.8	1:45.835
3	48.545				74.2	2:34.380
4	47.729				75.4	3:22.109
5	47.249				76.2	4:09.358
6	47.229				76.2	4:56.587
7	47.045				76.5	5:43.632
8	46.546				77.3	6:30.178
9	46.667				77.1	7:16.845
10	46.331				77.7	8:03.176
11	46.909				76.7	8:50.085
12	46.508				77.4	9:36.593
13	46.246				77.8	10:22.839
14	46.096				78.1	11:08.935
15	45.990				78.3	11:54.925
16	46.285				77.8	12:41.210
17	46.055				78.2	13:27.265
18	46.720				77.1	14:13.985
19	46.028				78.2	15:00.013

21 Tadeusz FRUKACZ — POL
MotoMini Czech Republic — OHVALE

Lap	Time	Sector 1	Sector 2	Sector 3	Kph	Elapsed
1	1:11.062				50.7	1:11.062
2	47.774				75.4	1:58.836
3	46.616				77.2	2:45.452
4	45.991				78.3	3:31.443
5	46.006				78.3	4:17.449
6	47.117				76.4	5:04.566
7	45.805				78.6	5:50.371
8	46.445				77.5	6:36.816
9	46.218				77.9	7:23.034
10	45.382				79.3	8:08.416
11	45.509				79.1	8:53.925
12	46.616				77.2	9:40.541
13	45.520				79.1	10:26.061
14	45.152				79.7	11:11.213
15	45.184				79.7	11:56.397
16	45.252				79.6	12:41.649
17	45.879				78.5	13:27.528
18	45.720				78.7	14:13.248
19	44.996				80.0	14:58.244
20	45.317				79.4	15:43.561

24 Ron RICHTER — DEU
MotoMini Germany — OHVALE

Lap	Time	Sector 1	Sector 2	Sector 3	Kph	Elapsed
1	57.909				62.2	57.909
2	50.951 **B**				70.7	1:48.860
3	1:09.070				52.1	2:57.930
4	47.062				76.5	3:44.992
5	46.387				77.6	4:31.379
6	46.487				77.4	5:17.866
7	46.110				78.1	6:03.976
8	46.402				77.6	6:50.378
9	46.103				78.1	7:36.481
10	45.918				78.4	8:22.399
11	46.100				78.1	9:08.499
12	47.634				75.6	9:56.133
13	45.969				78.3	10:42.102
14	45.864				78.5	11:27.966
15	46.052				78.2	12:14.018
16	45.773				78.6	12:59.791
17	45.384				79.3	13:45.175
18	45.398				79.3	14:30.573
19	45.686				78.8	15:16.259

26 Prem KHANDLE — IND
MotoMini India — OHVALE

Lap	Time	Sector 1	Sector 2	Sector 3	Kph	Elapsed
1	1:01.805				58.2	1:01.805
2	49.681				72.5	1:51.486
3	48.173				74.7	2:39.659
4	48.374				74.4	3:28.033
5	48.671				74.0	4:16.704
6	49.447				72.8	5:06.151
7	47.989				75.0	5:54.140
8	48.721				73.9	6:42.861
9	48.440				74.3	7:31.301
10	47.937				75.1	8:19.238
11	48.156				74.8	9:07.394
12	48.765				73.8	9:56.159
13	48.303				74.5	10:44.462
14	48.231				74.6	11:32.693
15	48.153				74.8	12:20.846
16	48.658				74.0	13:09.504
17	48.747				73.9	13:58.251
18	48.002				75.0	14:46.253
19	48.924				73.6	15:35.177

29 Satria ARFANUR — INA
MotoMini Indonesia — OHVALE



160 cc
MOTO MINI - FIM WORLD SERIES
Qualifying 1

Analysis

Personal Best | Session Best | **B** Crossing the finish line in pit lane

Lap	Time	Sector 1	Sector 2	Sector 3	Kph	Elapsed
1	58.164				61.9	58.164
2	49.422				72.8	1:47.586
3	47.705				75.5	2:35.291
4	48.793 **B**				73.8	3:24.084
5	1:02.057				58.0	4:26.141
6	46.445				77.5	5:12.586
7	45.947				78.4	5:58.533
8	45.934				78.4	6:44.467
9	46.630				77.2	7:31.097
10	45.511				79.1	8:16.608
11	45.495				79.1	9:02.103
12	45.498				79.1	9:47.601
13	45.554				79.0	10:33.155
14	45.394				79.3	11:18.549
15	45.696				78.8	12:04.245
16	45.689				78.8	12:49.934
17	45.473				79.2	13:35.407
18	45.417				79.3	14:20.824
19	45.380				79.3	15:06.204

35 Caua SANTOS — BRA
MotoMini Latin America — OHVALE

Lap	Time	Sector 1	Sector 2	Sector 3	Kph	Elapsed
1	56.455				63.8	56.455
2	49.443				72.8	1:45.898
3	48.426				74.3	2:34.324
4	46.603				77.2	3:20.927
5	46.200				77.9	4:07.127
6	45.825				78.6	4:52.952
7	45.771				78.7	5:38.723
8	45.968				78.3	6:24.691
9	46.145				78.0	7:10.836
10	45.908				78.4	7:56.744
11	45.559				79.0	8:42.303
12	45.570				79.0	9:27.873
13	45.343				79.4	10:13.216
14	45.744				78.7	10:58.960
15	45.169				79.7	11:44.129
16	45.605				78.9	12:29.734
17	45.477				79.2	13:15.211
18	45.518				79.1	14:00.729
19	45.386				79.3	14:46.115
20	45.334				79.4	15:31.449

36 Max MOLINA — MEX
MotoMini Latin America — OHVALE

Lap	Time	Sector 1	Sector 2	Sector 3	Kph	Elapsed
1	1:07.800				53.1	1:07.800
2	47.187				76.3	1:54.987
3	46.017				78.2	2:41.004
4	47.274				76.2	3:28.278
5	47.249				76.2	4:15.527
6	46.002				78.3	5:01.529
7	47.002				76.6	5:48.531
8	45.814				78.6	6:34.345
9	45.377				79.3	7:19.722
10	45.434				79.2	8:05.156
11	45.533				79.1	8:50.689
12	47.703				75.5	9:38.392
13	45.228				79.6	10:23.620
14	45.520				79.1	11:09.140
15	45.909				78.4	11:55.049
16	46.361				77.7	12:41.410
17	45.518				79.1	13:26.928
18	45.152				79.7	14:12.080
19	45.293				79.5	14:57.373
20	45.373				79.3	15:42.746

42 Xiu Yu HAN — CHN
MotoMini Northeast Asia — OHVALE

Lap	Time	Sector 1	Sector 2	Sector 3	Kph	Elapsed
1	56.696				63.5	56.696
2	49.444				72.8	1:46.140
3	48.465				74.3	2:34.605
4	47.860				75.2	3:22.465
5	47.368				76.0	4:09.833
6	46.916				76.7	4:56.749
7	47.077				76.5	5:43.826
8	46.564				77.3	6:30.390
9	46.715				77.1	7:17.105
10	46.338				77.7	8:03.443
11	46.813				76.9	8:50.256
12	45.836 **B**				78.5	9:36.092
13	59.716				60.3	10:35.808
14	45.457				79.2	11:21.265
15	45.988				78.3	12:07.253
16	45.414				79.3	12:52.667
17	45.180				79.7	13:37.847
18	45.204				79.6	14:23.051
19	45.293				79.5	15:08.344

44 Melchyzedeck NGO — PHL
MotoMini Philippines — OHVALE

Lap	Time	Sector 1	Sector 2	Sector 3	Kph	Elapsed
1	56.813				63.4	56.813
2	50.066				71.9	1:46.879
3	47.759				75.4	2:34.638
4	47.570				75.7	3:22.208
5	47.261				76.2	4:09.469
6	1:36.839				37.2	5:46.308
7	48.731				73.9	6:35.039
8	46.054				78.2	7:21.093
9	46.171				78.0	8:07.264
10	46.497				77.4	8:53.761
11	47.839				75.3	9:41.600
12	47.630 **B**				75.6	10:29.230
13	1:33.078				38.7	12:02.308
14	45.643				78.9	12:47.951
15	45.697				78.8	13:33.648
16	46.210				77.9	14:19.858
17	45.854				78.5	15:05.712

45 Miguel DIZON — PHL
MotoMini Philippines — OHVALE

Lap	Time	Sector 1	Sector 2	Sector 3	Kph	Elapsed
1	57.381				62.7	57.381
2	50.224				71.7	1:47.605
3	49.216				73.1	2:36.821
4	48.477				74.3	3:25.298



160 cc
MOTO MINI - FIM WORLD SERIES
Qualifying 1

Analysis

Personal Best | Session Best | **B** Crossing the finish line in pit lane

51 Naruchol KEERATIPRAPA — THA
MotoMini Thailand — OHVALE

Lap	Time	Sector 1	Sector 2	Sector 3	Kph	Elapsed
1	1:01.214				58.8	1:01.214
2	49.142				73.3	1:50.356
3	47.072				76.5	2:37.428
4	47.814				75.3	3:25.242
5	46.659				77.2	4:11.901
6	46.389				77.6	4:58.290
7	46.121				78.1	5:44.411
8	46.136				78.0	6:30.547
9	46.701				77.1	7:17.248
10	46.251				77.8	8:03.499
11	46.846				76.8	8:50.345
12	50.265**B**				71.6	9:40.610
13	1:53.126				31.8	11:33.736
14	46.178				78.0	12:19.914
15	**45.702**				78.8	13:05.616
16	45.830				78.6	13:51.446
17	45.817				78.6	14:37.263
18	45.942				78.4	15:23.205

53 Enes Çagan ÇAKIR — TUR
MotoMini Türkiye — OHVALE

Lap	Time	Sector 1	Sector 2	Sector 3	Kph	Elapsed
1	59.858				60.1	59.858
2	54.118				66.5	1:53.976
3	46.559				77.3	2:40.535
4	47.626				75.6	3:28.161
5	54.049				66.6	4:22.210
6	46.014				78.2	5:08.224
7	45.926				78.4	5:54.150
8	45.720				78.7	6:39.870
9	45.655				78.9	7:25.525
10	45.487				79.1	8:11.012
11	45.602				78.9	8:56.614
12	45.463				79.2	9:42.077
13	50.472				71.3	10:32.549
14	45.328				79.4	11:17.877
15	45.421				79.3	12:03.298
16	51.360				70.1	12:54.658
17	45.285				79.5	13:39.943
18	**45.234**				79.6	14:25.177
19	45.286				79.5	15:10.463

54 Mikail SERTKAYA — TUR
MotoMini Türkiye — OHVALE

Lap	Time	Sector 1	Sector 2	Sector 3	Kph	Elapsed
1	1:09.356				51.9	1:09.356
2	47.302				76.1	1:56.658
3	46.233				77.9	2:42.891
4	46.285				77.8	3:29.176
5	48.076				74.9	4:17.252
6	46.676				77.1	5:03.928
7	45.737				78.7	5:49.665
8	48.144				74.8	6:37.809
9	45.914				78.4	7:23.723
10	45.725				78.7	8:09.448
11	45.633				78.9	8:55.081
12	49.836				72.2	9:44.917
13	46.151				78.0	10:31.068
14	45.948				78.3	11:17.016
15	45.647				78.9	12:02.663
16	**45.627**				78.9	12:48.290
17	45.779				78.6	13:34.069
18	46.071				78.1	14:20.140
19	45.822				78.6	15:05.962

55 Jenson KNOWLES — GBR
MotoMini UK — OHVALE

Lap	Time	Sector 1	Sector 2	Sector 3	Kph	Elapsed
1	52.880				68.1	52.880
2	47.211				76.3	1:40.091
3	46.701				77.1	2:26.792
4	46.453				77.5	3:13.245
5	46.657				77.2	3:59.902
6	46.152				78.0	4:46.054
7	48.552**B**				74.1	5:34.606
8	1:32.584				38.9	7:07.190
9	45.691				78.8	7:52.881
10	45.441				79.2	8:38.322
11	45.129				79.8	9:23.451
12	45.277				79.5	10:08.728
13	45.166				79.7	10:53.894
14	45.443				79.2	11:39.337
15	45.424				79.3	12:24.761
16	45.191				79.7	13:09.952
17	45.684				78.8	13:55.636
18	44.909				80.2	14:40.545
19	**44.884**				80.2	15:25.429

56 Jenson ANSELL — GBR
MotoMini UK — OHVALE

Lap	Time	Sector 1	Sector 2	Sector 3	Kph	Elapsed
1	57.362				62.8	57.362
2	49.729				72.4	1:47.091
3	48.948				73.5	2:36.039
4	46.829				76.9	3:22.868
5	48.294**B**				74.5	4:11.162
6	1:23.933				42.9	5:35.095
7	46.026				78.2	6:21.121
8	48.123				74.8	7:09.244
9	45.592				79.0	7:54.836
10	45.253				79.6	8:40.089



160 cc
MOTO MINI - FIM WORLD SERIES
Qualifying 1

Analysis

Personal Best Session Best **B** Crossing the finish line in pit lane

Lap	Time	Sector 1	Sector 2	Sector 3	Kph	Elapsed	Lap	Time	Sector 1	Sector 2	Sector 3	Kph	Elapsed
11	45.331				79.4	9:25.420							
12	45.261				79.5	10:10.681							
13	45.505				79.1	10:56.186							
14	45.212				79.6	11:41.398							
15	**44.857**				80.3	12:26.255							
16	46.686				77.1	13:12.941							
17	48.007 **B**				75.0	14:00.948							

MOTO MINI - FIM WORLD SERIES

160 cc

Qualifying 1

Weather Report

Air Temperature

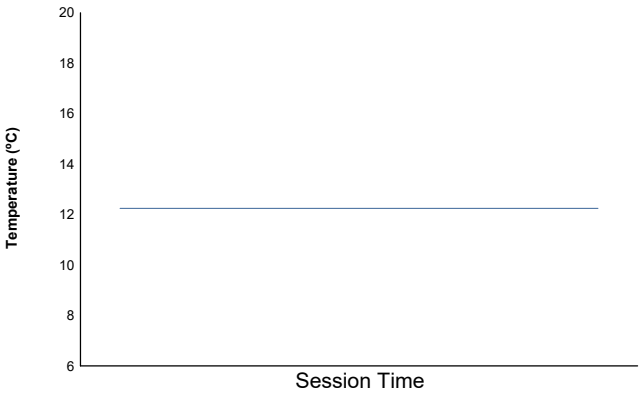

Track Temperature

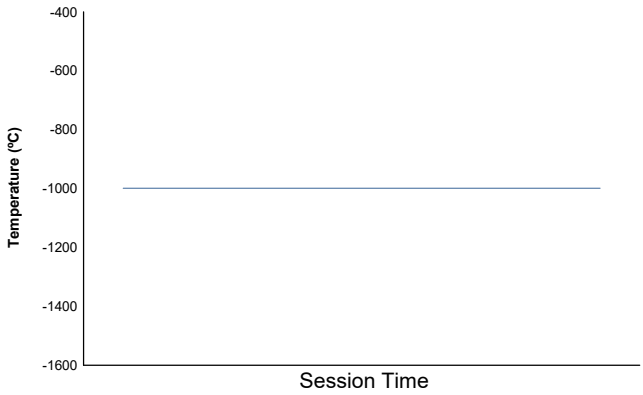

Humidity

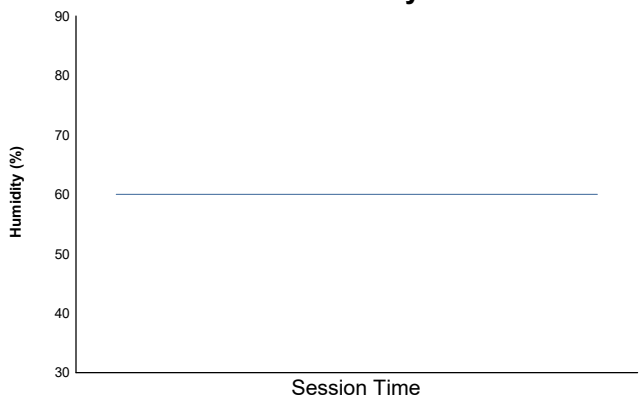

Pressure

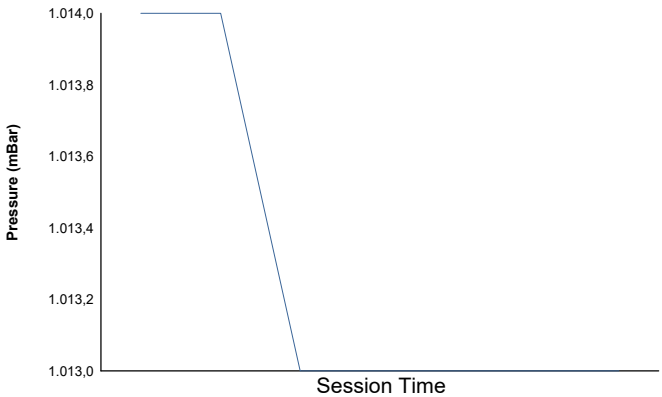

Wind Speed

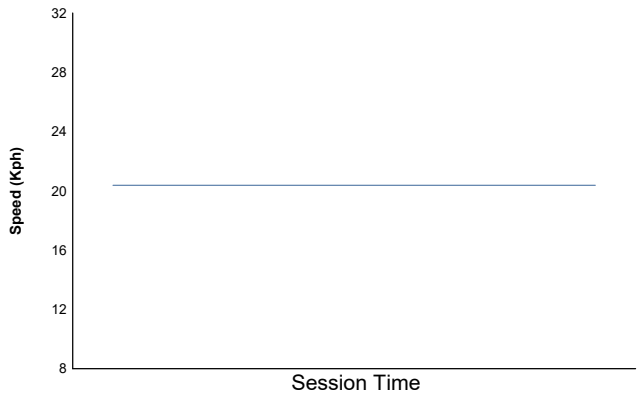

Wind direction

North = 0º/360º Est = 90º South = 180º West= 270º

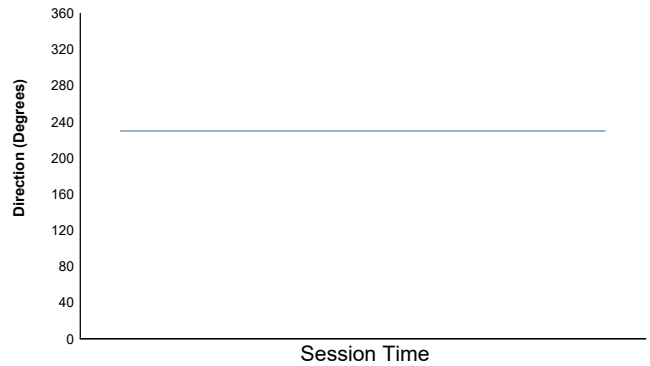

Track Status: **DRY**