

Moto3 Junior WCh 2026

FIM MOTO JUNIOR CIRCUIT DE BARCELON

Race 2 Moto3 Junior 2 (14 Laps, 65.2 km.)

Classification

No	Rider	Nat	Team	Bike	Tires	Cl.	Laps	Total Time	Gap	Kph	Best Lap		
											Lap	Time	Kph
1	31 Giulio PUGLIESE	ITA	CFMOTO Aspar Junior Team	CFMOTO		Moto3	14	25:38.358	-	152.6	2	1:49.035	153.8
2	23 Travis BORG	MLT	Team Monlau Motul	HONDA		Moto3	14	25:38.449	+0.091	152.6	2	1:48.800	154.1
3	69 Fernando BUJOSA	ESP	AC RACING TEAM	KTM		Moto3	14	25:38.498	+0.140	152.6	3	1:49.181	153.6
4	71 Carlos CANO	ESP	CFMOTO Aspar Junior Team	CFMOTO		Moto3	14	25:38.512	+0.154	152.6	2	1:48.906	153.9
5	25 Leonardo ABRUZZO	ITA	Team FPS Laglisse	HUSQVARNA		Moto3	14	25:38.568	+0.210	152.6	2	1:48.718	154.2
6	32 Kiandra RAMADHIPA	INA	Honda Asia-Dream Racing Junior Team	HONDA		Moto3	14	25:38.610	+0.252	152.5	2	1:48.752	154.2
7	97 Ryota OGIWARA	JPN	Asia Talent Team	HONDA		Moto3	14	25:38.663	+0.305	152.5	2	1:48.872	154.0
8	24 Guillem PLANQUES	FRA	Momoven Racing	KTM		Moto3	14	25:39.310	+0.952	152.5	2	1:49.034	153.8
9	17 Yaroslav KARPUSHIN	KGZ	CFMOTO Aspar Junior Team	CFMOTO		Moto3	14	25:38.924	+0.566	152.5	5	1:48.845	154.0
10	70 Kristian DANIEL JR	USA	AMERICAN TALENT TEAM - GRYP RACING	HONDA		Moto3	14	25:39.139	+0.781	152.5	5	1:48.872	154.0
11	45 Kgotso MONONYANE	RSA	AGR Team	KTM		Moto3	14	25:39.801	+1.443	152.4	5	1:49.000	153.8
12	85 Kiattisak SINGHAPONG	THA	Honda Asia-Dream Racing Junior Team	HONDA		Moto3	14	25:39.486	+1.128	152.5	2	1:49.020	153.8
13	33 Enzo BELLON	FRA	CIP Green Power Junior Team	KTM		Moto3	14	25:39.893	+1.535	152.4	2	1:48.955	153.9
14	72 David DA COSTA	FRA	JEG TAKE OFF GP	HONDA		Moto3	14	25:39.932	+1.574	152.4	4	1:48.898	154.0
15	81 Matteo GABARRINI	ITA	MTA JUNIOR TEAM	KTM		Moto3	14	25:41.437	+3.079	152.3	2	1:48.850	154.0
16	7 Beñat FERNANDEZ	ESP	Snipers Igax Team	HONDA		Moto3	14	25:41.756	+3.398	152.2	4	1:48.865	154.0
17	26 Alberto ENRIQUEZ	ECU	LULA'S TEAM	KTM		Moto3	14	25:46.237	+7.879	151.8	3	1:49.112	153.7
18	12 Gonzalo PÉREZ	ESP	FRANCO RACING VHC TEAM MSI	KTM		Moto3	14	25:46.914	+8.556	151.7	2	1:49.254	153.5
19	21 Erik MICHIELON	ITA	TEAM ECHOVIT PASINI RACING	KTM		Moto3	14	25:55.096	+16.738	150.9	2	1:49.466	153.2
20	47 Tibor Erik VARGA	HUN	MTA JUNIOR TEAM	KTM		Moto3	14	25:55.154	+16.796	150.9	2	1:50.074	152.3
21	75 Filip SUROWIAK	GBR	British Talent Team	HONDA		Moto3	14	25:55.232	+16.874	150.9	2	1:50.000	152.4
22	27 Henri MIGNOT KOKORA	FRA	JEG Racing	HONDA		Moto3	14	25:55.280	+16.922	150.9	2	1:50.249	152.1
23	18 Pablo OLIVARES	ESP	AC RACING TEAM	KTM		Moto3	14	25:55.356	+16.998	150.9	2	1:49.805	152.7
24	73 Levi RUSSO	AUS	SF Racing	KTM		Moto3	14	25:55.630	+17.272	150.9	3	1:50.166	152.2
25	34 Fabio PILATO	FRA	Momoven Racing	KTM		Moto3	14	26:13.827	+35.469	149.1	3	1:50.445	151.8
Retired													
99	Remy SANJUAN	FRA	Iarresport	HONDA		Moto3	13	23:49.459			5	1:48.854	154.0
4	Sullivan MOUNSEY	GBR	CIP Green Power Junior Team	KTM		Moto3	13	23:55.051			2	1:49.182	153.6
11	David GONZÁLEZ	ESP	AC RACING TEAM	KTM		Moto3	8	15:01.172			4	1:49.578	153.0
77	Kerman TINEZ	VEN	Team Monlau Motul	HONDA		Moto3	4	7:21.896			2	1:48.779	154.1
57	Leonardo ZANNI	ITA	Momoven Racing	KTM		Moto3	3	5:29.728			2	1:48.593	154.4
37	Marianos NIKOLIS	AUS	Team Monlau Motul	HONDA		Moto3	3	5:44.096			2	1:49.736	152.8
14	Edu GUTIERREZ	ESP	Team FPS Laglisse	HUSQVARNA		Moto3	1	1:55.856					

Pole Position:

Fastest Lap:

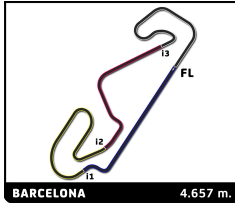
Lap2	Leonardo ZANNI	1:48.593	154.4 Kph
------	----------------	-----------------	-----------

RIDER 17 - DROP OF 1 POSITION DUE TO TRACK LIMITS
RIDER 70 - DROP OF 1 POSITION DUE TO TRACK LIMITS
RIDER 85 - DROP OF 1 POSITION DUE TO TRACK LIMITS

Published at:

Track Status: **DRY**

Clerk of the Course: David Fuentes	Timekeeper: Denís del Pozo
--	--------------------------------------



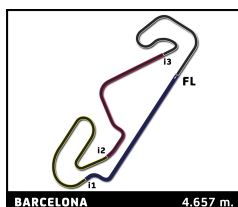
Moto3 Junior WCh 2026

FIM MOTO JUNIOR CIRCUIT DE BARCELONA - CATALUNYA

Race 2 Moto3 Junior 2

Lap Chart

No	Pos	Grid	Lap													
			1	2	3	4	5	6	7	8	9	10	11	12	13	14
69	1	69	57	57	57	31	31	31	31	31	24	31	31	31	24	31
57	2	57	69	71	71	71	71	32	32	69	31	69	69	69	31	23
32	3	32	71	32	31	69	23	69	69	32	69	23	17	24	23	69
24	4	24	31	31	69	23	69	71	71	23	32	32	24	23	32	71
71	5	71	24	24	24	97	97	85	23	24	23	17	23	25	71	25
17	6	17	32	69	32	24	32	23	97	71	17	24	97	71	69	32
31	7	31	17	97	97	32	85	97	24	97	71	71	71	32	25	97
77	8	77	97	33	23	77	24	24	85	17	97	25	25	17	97	17
85	9	85	33	77	77	85	17	25	25	85	25	97	32	97	17	70
45	10	45	85	85	85	25	25	17	17	25	70	70	85	70	70	24
33	11	33	77	23	17	33	45	70	70	85	85	70	85	85	85	85
25	12	25	23	17	25	17	70	45	99	99	99	45	45	99	99	45
23	13	23	45	45	33	45	99	99	45	45	45	99	33	33	45	33
37	14	37	70	25	45	70	33	33	33	33	33	33	99	45	33	72
97	15	97	11	70	70	99	81	81	7	81	72	81	81	81	72	81
70	16	70	99	99	99	81	7	7	81	7	7	7	7	7	7	7
11	17	11	25	11	4	4	4	26	26	72	81	72	72	72	81	26
72	18	72	14	4	11	11	11	4	4	26	26	26	4	4	4	12
7	19	7	4	12	81	7	72	72	72	4	4	4	26	26	12	21
4	20	4	7	7	12	12	26	11	11	12	12	12	12	12	26	47
26	21	26	12	81	26	26	12	12	12	21	21	21	21	21	21	75
21	22	21	21	21	7	72	21	21	21	18	47	18	47	18	47	27
81	23	81	26	26	21	21	73	18	18	47	75	47	75	47	18	18
99	24	99	81	72	72	75	18	47	47	75	18	75	18	75	75	73
12	25	12	72	47	47	47	47	73	75	27	27	73	73	27	27	34
18	26	18	27	18	75	18	27	75	73	73	73	27	27	73	73	
14	27	14	47	27	27	27	75	27	27	34	34	34	34	34	34	
47	28	47	75	75	18	73	34	34	34	11						
75	29	75	18	73	73	34										
27	30	27	73	34	34											
73	31	73	34	37	37											
34	32	34	37													



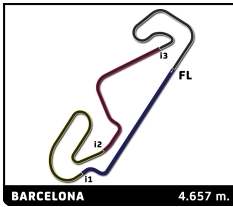
Moto3 Junior WCh 2026

FIM MOTO JUNIOR CIRCUIT DE BARCELONA - CATALUNYA

Race 2 Moto3 Junior 2

Best Sector Times

Sector 1			Sector 2			Sector 3			Ideal Lap	Best Lap
Pos	No Rider	Time	No Rider	Time	No Rider	Time	Pos	No Rider		
1	23 T.BORG	19.699	57 L.ZANNI	34.745	85 K.SINGHAPONG	20.830	1	85 K.SINGHAPONG	1:48.358	1:49.020 (16)
2	31 G.PUGLIESE	19.717	72 D.DA COSTA	34.779	24 G.PLANQUES	20.837	2	77 K.TINEZ	1:48.425	1:48.779 (4)
3	99 R.SANJUAN	19.734	32 K.RAMADHIPA	34.869	57 L.ZANNI	20.852	3	23 T.BORG	1:48.441	1:48.800 (5)
4	69 F.BUJOSA	19.752	71 C.CANO	34.870	77 K.TINEZ	20.858	4	72 D.DA COSTA	1:48.452	1:48.898 (12)
5	97 R.OGIWARA	19.774	24 G.PLANQUES	34.885	97 R.OGIWARA	20.861	5	32 K.RAMADHIPA	1:48.475	1:48.752 (3)
6	12 G.PÉREZ	19.775	25 L.ABRUZZO	34.899	17 Y.KARPUSHIN	20.879	6	57 L.ZANNI	1:48.495	1:48.593 (1)
7	33 E.BELLON	19.779	97 R.OGIWARA	34.936	33 E.BELLON	20.886	7	17 Y.KARPUSHIN	1:48.555	1:48.845 (6)
8	32 K.RAMADHIPA	19.780	17 Y.KARPUSHIN	34.941	72 D.DA COSTA	20.895	8	97 R.OGIWARA	1:48.569	1:48.872 (11)
9	71 C.CANO	19.785	81 M.GABARRINI	34.950	99 R.SANJUAN	20.904	9	25 L.ABRUZZO	1:48.580	1:48.718 (2)
10	7 B.FERNANDEZ	19.791	99 R.SANJUAN	34.952	81 M.GABARRINI	20.908	10	71 C.CANO	1:48.587	1:48.906 (13)
11	17 Y.KARPUSHIN	19.801	21 E.MICHIELON	34.953	25 L.ABRUZZO	20.921	11	99 R.SANJUAN	1:48.616	1:48.854 (8)
12	72 D.DA COSTA	19.804	7 B.FERNANDEZ	34.974	69 F.BUJOSA	20.937	12	81 M.GABARRINI	1:48.617	1:48.850 (7)
13	4 S.MOUNSEY	19.814	26 A.ENRÍQUEZ	34.983	7 B.FERNANDEZ	20.946	13	69 F.BUJOSA	1:48.618	1:49.181 (20)
14	26 A.ENRÍQUEZ	19.828	85 K.SINGHAPONG	34.989	32 K.RAMADHIPA	20.965	14	24 G.PLANQUES	1:48.661	1:49.034 (17)
15	45 K.MONONYANE	19.838	70 K.DANIEL JR	34.991	26 A.ENRÍQUEZ	20.967	15	7 B.FERNANDEZ	1:48.721	1:48.865 (9)
16	70 K.DANIEL JR	19.842	77 K.TINEZ	34.994	71 C.CANO	20.969	16	33 E.BELLON	1:48.730	1:48.955 (14)
17	25 L.ABRUZZO	19.843	33 E.BELLON	34.997	23 T.BORG	20.975	17	70 K.DANIEL JR	1:48.747	1:48.872 (10)
18	24 G.PLANQUES	19.858	12 G.PÉREZ	35.008	45 K.MONONYANE	20.975	18	26 A.ENRÍQUEZ	1:48.793	1:49.112 (19)
19	77 K.TINEZ	19.865	69 F.BUJOSA	35.020	11 D.GONZÁLEZ	21.005	19	12 G.PÉREZ	1:48.896	1:49.254 (22)
20	81 M.GABARRINI	19.866	45 K.MONONYANE	35.037	70 K.DANIEL JR	21.013	20	31 G.PUGLIESE	1:48.909	1:49.035 (18)
21	85 K.SINGHAPONG	19.871	11 D.GONZÁLEZ	35.041	4 S.MOUNSEY	21.029	21	45 K.MONONYANE	1:48.911	1:49.000 (15)
22	75 F.SUROWIAK	19.951	31 G.PUGLIESE	35.051	31 G.PUGLIESE	21.042	22	11 D.GONZÁLEZ	1:49.011	1:49.578 (24)
23	11 D.GONZÁLEZ	19.958	23 T.BORG	35.057	12 G.PÉREZ	21.051	23	4 S.MOUNSEY	1:49.044	1:49.182 (21)
24	21 E.MICHIELON	19.959	18 P.OLIVARES	35.063	27 H.MIGNOT KOKORA	21.055	24	21 E.MICHIELON	1:49.268	1:49.466 (23)
25	37 M.NIKOLIS	19.966	4 S.MOUNSEY	35.141	21 E.MICHIELON	21.074	25	37 M.NIKOLIS	1:49.529	1:49.736 (25)
26	73 L.RUSSO	19.972	37 M.NIKOLIS	35.201	47 T.VARGA	21.143	26	18 P.OLIVARES	1:49.641	1:49.805 (26)
27	57 L.ZANNI	20.024	47 T.VARGA	35.252	37 M.NIKOLIS	21.146	27	75 F.SUROWIAK	1:49.702	1:50.000 (27)
28	18 P.OLIVARES	20.086	73 L.RUSSO	35.298	75 F.SUROWIAK	21.173	28	27 H.MIGNOT KOKORA	1:49.766	1:50.249 (30)
29	47 T.VARGA	20.096	75 F.SUROWIAK	35.310	18 P.OLIVARES	21.183	29	73 L.RUSSO	1:49.785	1:50.166 (29)
30	34 F.PILATO	20.159	27 H.MIGNOT KOKORA	35.323	73 L.RUSSO	21.249	30	47 T.VARGA	1:49.819	1:50.074 (28)
31	27 H.MIGNOT KOKORA	20.169	34 F.PILATO	35.453	34 F.PILATO	21.302	31	34 F.PILATO	1:50.271	1:50.445 (31)



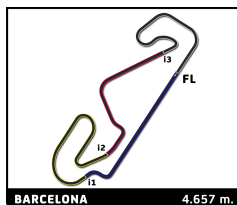
Moto3 Junior WCh 2026

FIM MOTO JUNIOR CIRCUIT DE BARCELONA - CATALUNYA

Race 2 Moto3 Junior 2

Best Top Speed

No Rider	Team	Class	Top 1		Top 2		Top 3		Top 4		Top 5			
			Kph	Lap	Kph	Lap	Kph	Lap	Kph	Lap	Kph	Lap	Avg	
85	Kiattisak SINGHAPONG	Honda Asia-Dream Racing Junior Team	Moto3	247.7	2	247.7	10	247.1	13	247.1	14	245.4	3	247.0
70	Kristian DANIEL JR	AMERICAN TALENT TEAM - GRYP RACING	Moto3	246.5	6	245.4	13	244.9	10	244.9	11	243.8	5	245.1
97	Ryota OGIWARA	Asia Talent Team	Moto3	246.5	9	244.9	2	244.9	7	244.9	11	244.9	14	245.2
18	Pablo OLIVARES	AC RACING TEAM	Moto3	246.0	6	238.9	2	236.9	12	235.8	5	234.8	4	238.5
45	Kgopotso MONONYANE	AGR Team	Moto3	245.4	4	245.4	6	244.9	7	243.2	5	243.2	12	244.4
17	Yaroslav KARPUSHIN	CFMOTO Aspar Junior Team	Moto3	244.9	10	243.8	13	243.2	3	243.2	4	243.2	5	243.7
23	Travis BORG	Team Monlau Motul	Moto3	244.9	2	244.9	7	244.9	13	242.7	3	242.7	8	244.0
69	Fernando BUJOSA	AC RACING TEAM	Moto3	244.9	3	242.7	14	240.0	6	238.9	4	238.9	8	241.1
7	Beñat FERNANDEZ	Snipers Igax Team	Moto3	244.9	4	243.2	13	242.7	14	241.6	3	240.0	2	242.5
4	Sullivan MOUNSEY	CIP Green Power Junior Team	Moto3	244.3	3	244.3	9	242.7	2	242.1	8	241.6	4	243.0
25	Leonardo ABRUZZO	Team FPS Laglisse	Moto3	244.3	13	243.8	4	243.8	12	243.2	6	242.7	7	243.6
33	Enzo BELLON	CIP Green Power Junior Team	Moto3	244.3	11	242.7	2	242.1	4	241.6	5	241.1	10	242.4
99	Remy SANJUAN	Iarresport	Moto3	244.3	11	244.3	13	243.8	5	243.2	2	241.6	12	243.4
71	Carlos CANO	CFMOTO Aspar Junior Team	Moto3	243.8	7	243.2	9	242.7	10	242.7	13	242.1	8	242.9
72	David DA COSTA	JEG TAKE OFF GP	Moto3	243.8	5	243.2	14	242.1	3	242.1	8	242.1	13	242.7
73	Levi RUSSO	SF Racing	Moto3	243.8	8	243.2	14	242.7	2	242.7	3	241.1	4	242.7
12	Gonzalo PÉREZ	FRANDO RACING VHC TEAM MSI	Moto3	243.2	8	242.7	2	242.7	4	242.1	5	242.1	9	242.6
11	David GONZÁLEZ	AC RACING TEAM	Moto3	242.7	2	242.1	8	239.5	4	238.9	3	236.9	7	240.0
24	Guillem PLANQUES	Momoven Racing	Moto3	242.7	9	241.6	13	241.1	6	240.5	11	240.0	3	241.2
26	Alberto ENRÍQUEZ	LULA'S TEAM	Moto3	242.7	5	242.1	4	241.1	3	240.0	2	240.0	9	241.2
32	Kiandra RAMADHIPA	Honda Asia-Dream Racing Junior Team	Moto3	242.7	13	241.6	5	240.0	12	239.5	4	239.5	6	240.7
81	Matteo GABARRINI	MTA JUNIOR TEAM	Moto3	242.1	4	240.0	3	238.9	10	238.9	13	238.4	2	239.7
77	Kerman TINEZ	Team Monlau Motul	Moto3	241.6	4	241.1	2	237.4	3					240.0
31	Giulio PUGLIESE	CFMOTO Aspar Junior Team	Moto3	240.5	3	239.5	5	238.9	4	238.4	13	237.9	2	239.0
47	Tibor Erik VARGA	MTA JUNIOR TEAM	Moto3	239.5	4	238.9	8	238.4	13	237.4	2	234.8	7	237.8
75	Filip SUROWIAK	British Talent Team	Moto3	239.5	3	238.9	2	238.9	6	238.9	7	238.4	4	238.9
21	Erik MICHIELON	TEAM ECHOVIT PASINI RACING	Moto3	238.9	2	237.4	4	236.3	5	235.8	3	233.8	6	236.4
27	Henri MIGNOT KOKORA	JEG Racing	Moto3	238.9	8	238.4	2	236.9	6	234.3	3	233.8	9	236.5
34	Fabio PILATO	Momoven Racing	Moto3	236.9	4	235.8	2	235.8	3	235.8	5	232.8	6	235.4
37	Marianos NIKOLIS	Team Monlau Motul	Moto3	233.8	3	233.3	2							233.6
57	Leonardo ZANNI	Momoven Racing	Moto3	229.4	2	229.4	3							229.4
14	Edu GUTIERREZ	Team FPS Laglisse	Moto3											



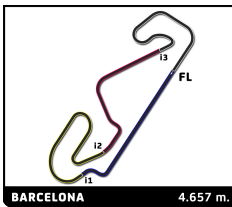
Moto3 Junior WCh 2026

FIM MOTO JUNIOR CIRCUIT DE BARCELONA - CATALUNYA

Race 2 Moto3 Junior 2

Fastest Lap Sequence

Elapsed	No Rider	Team	Bike	Class	Time	Kph	Lap
3:40.955	57 Leonardo ZANNI	Momoven Racing	KTM	Moto3	1:48.593	154.4	2



Moto3 Junior WCh 2026

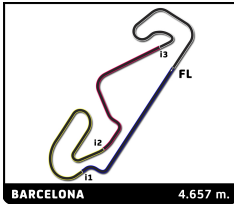
FIM MOTO JUNIOR CIRCUIT DE BARCELONA - CATALUNYA

Race 2 Moto3 Junior 2

Analysis by lap

Lapped 1

No	Lap Time	Gap	No	Lap Time	Gap	No	Lap Time	Gap	No	Lap Time	Gap	No	Lap Time	Gap								
Lap 1																						
57	1:52.362	0.000	21	1:49.466	5.085	17	1:49.881	1.430	97	1:50.131	0.823	32	1:49.658	0.104								
69	1:53.297	0.935	26	1:49.502	5.199	45	1:49.467	1.534	24	1:49.830	0.940	23	1:49.229	0.197								
71	1:53.390	1.028	72	1:49.278	5.278	70	1:49.054	1.769	25	1:49.585	1.028	24	1:49.153	0.302								
31	1:53.481	1.119	47	1:50.074	6.371	99	1:49.075	1.872	17	1:49.946	1.273	71	1:49.548	0.450								
24	1:53.579	1.217	18	1:49.805	6.414	81	1:49.096	2.746	70	1:49.736	1.429	97	1:49.480	0.531								
32	1:53.613	1.251	27	1:50.249	6.519	4	1:49.478	2.815	45	1:49.952	1.538	17	1:49.011	0.610								
17	1:53.935	1.573	75	1:50.000	6.537	11	1:49.578	2.920	99	1:49.812	1.590	85	1:49.472	0.706								
97	1:54.000	1.638	73	1:50.235	6.901	7	1:48.865	3.006	33	1:49.884	1.911	25	1:49.421	0.861								
33	1:54.127	1.765	34	1:50.745	7.719	12	1:49.650	3.481	81	1:49.609	3.200	70	1:49.238	1.037								
85	1:54.172	1.810	37	1:49.736	13.192	26	1:49.465	3.522	7	1:49.592	3.296	99	1:49.528	1.432								
77	1:54.367	2.005	Lap 3																			
23	1:54.456	2.094	57	1:48.773		21	1:49.667	4.345	26	1:49.459	3.447	45	1:49.635	1.598								
45	1:54.806	2.444	71	1:49.430	1.998	75	1:50.643	7.147	4	1:49.817	3.548	33	1:49.671	1.840								
70	1:55.158	2.796	31	1:49.294	2.082	47	1:50.716	7.183	72	1:49.701	3.608	81	1:49.905	3.708								
11	1:55.305	2.943	69	1:49.181	2.156	18	1:50.562	7.220	11	1:50.300	4.135	7	1:50.016	3.778								
99	1:55.365	3.003	24	1:49.354	2.239	27	1:50.703	7.285	12	1:49.960	4.183	72	1:49.265	3.857								
25	1:55.452	3.090	97	1:49.641	2.278	73	1:50.625	7.438	21	1:50.035	5.338	26	1:50.121	4.026								
14	1:55.856	3.494	23	1:49.226	2.370	34	1:50.744	8.654	18	1:50.390	9.208	4	1:50.001	4.536								
4	1:55.920	3.558	23	1:48.959	2.487	Lap 5																
7	1:56.102	3.740	77	1:49.198	2.616	31	1:49.423		73	1:50.694	9.628	12	1:49.665	4.598								
12	1:56.188	3.826	85	1:49.260	2.724	71	1:49.414	0.042	75	1:50.928	9.706	21	1:50.898	7.814								
21	1:56.574	4.212	17	1:49.093	3.030	23	1:49.387	0.113	18	1:50.406	9.826	18	1:50.621	11.215								
26	1:56.652	4.290	25	1:48.721	3.163	69	1:49.488	0.172	27	1:50.936	9.941	47	1:50.476	11.323								
81	1:56.892	4.530	33	1:50.070	3.424	23	1:49.387	0.113	34	1:51.258	12.277	75	1:50.412	11.435								
72	1:56.955	4.593	45	1:49.204	3.548	97	1:49.415	0.217	Lap 7													
27	1:57.225	4.863	70	1:49.278	4.196	32	1:49.074	0.273	31	1:49.470		32	1:49.447	0.047								
47	1:57.252	4.890	99	1:49.140	4.278	85	1:49.057	0.365	69	1:49.535	0.145	71	1:49.397	0.503								
75	1:57.492	5.130	4	1:49.444	4.818	24	1:49.485	0.635	23	1:49.338	0.569	97	1:49.299	0.652								
18	1:57.564	5.202	11	1:49.582	4.823	17	1:48.845	0.852	24	1:49.338	0.569	24	1:49.280	0.750								
73	1:57.621	5.259	81	1:49.117	5.131	25	1:49.389	0.968	71	1:49.397	0.503	85	1:49.676	0.835								
34	1:57.929	5.567	12	1:49.598	5.312	45	1:49.000	1.111	23	1:49.338	0.569	25	1:49.483	1.041								
37	2:04.411	12.049	26	1:49.112	5.538	70	1:48.872	1.218	97	1:49.338	0.569	17	1:49.397	1.200								
Lap 2																						
57	1:48.593		7	1:49.760	5.622	99	1:48.854	1.303	70	1:49.441	1.400	34	1:52.284	17.431								
71	1:48.906	1.341	21	1:49.847	6.159	33	1:49.618	1.552	32	1:49.447	0.047	11	2:07.224	21.944								
32	1:48.752	1.410	72	1:49.722	6.227	81	1:49.793	3.116	69	1:49.535	0.145	Lap 9										
31	1:49.035	1.561	47	1:50.350	7.948	7	1:49.646	3.229	71	1:49.397	0.503	24	1:49.431									
24	1:49.034	1.658	75	1:50.221	7.985	4	1:49.864	3.256	23	1:49.397	0.503	31	1:49.814	0.081								
69	1:49.406	1.748	27	1:50.317	8.063	11	1:49.863	3.360	97	1:49.385	1.505	69	1:49.835	0.166								
97	1:48.872	1.917	18	1:50.498	8.139	72	1:49.211	3.432	45	1:49.496	1.564	32	1:49.885	0.256								
33	1:48.955	2.127	73	1:50.166	8.294	26	1:49.414	3.513	71	1:49.329	1.770	23	1:49.866	0.330								
77	1:48.779	2.191	34	1:50.445	9.391	12	1:49.690	3.748	81	1:49.674	3.404	17	1:49.627	0.504								
85	1:49.020	2.237	37	1:49.949	14.368	21	1:49.906	4.828	26	1:49.529	3.506	71	1:50.075	0.792								
23	1:48.800	2.301	Lap 4																			
17	1:49.730	2.710	31	1:49.399		18	1:50.546	8.343	4	1:49.496	1.564	99	1:49.660	1.359								
45	1:49.266	3.117	71	1:49.534	0.051	47	1:50.699	8.459	33	1:49.329	1.770	45	1:49.530	1.395								
25	1:48.718	3.215	69	1:49.432	0.107	27	1:50.668	8.530	7	1:49.537	3.363	33	1:49.424	1.531								
70	1:49.488	3.691	23	1:49.143	0.149	75	1:51.221	8.945	81	1:49.674	3.404	72	1:49.053	3.177								
99	1:49.501	3.911	97	1:49.336	0.225	34	1:51.313	10.544	26	1:49.529	3.506	7	1:49.269	3.314								
11	1:49.664	4.014	24	1:49.815	0.573	Lap 6																
4	1:49.182	4.147	32	1:49.825	0.622	31	1:49.525		4	1:50.058	4.136	81	1:49.490	3.465								
12	1:49.254	4.487	77	1:49.552	0.687	32	1:49.322	0.070	72	1:50.055	4.193	26	1:49.520	3.813								
7	1:49.488	4.635	85	1:49.488	0.731	69	1:49.433	0.080	11	1:49.656	4.321	4	1:49.783	4.586								
81	1:48.850	4.787	25	1:49.320	1.002	71	1:50.059	0.576	12	1:49.821	4.534	12	1:49.887	4.752								
Lap 8																						
31	1:49.601		33	1:49.414	1.357	85	1:49.789	0.629	21	1:50.649	6.517	21	1:51.341	9.422								
69	1:49.520	0.064	Lap 8																			
Lap 8																						
31	1:49.601		Lap 8																			
Lap 8																						



Moto3 Junior WCh 2026

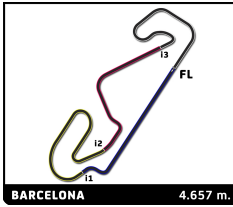
FIM MOTO JUNIOR CIRCUIT DE BARCELONA - CATALUNYA

Race 2 Moto3 Junior 2

Analysis by lap

Lapped ■

No	Lap Time	Gap	No	Lap Time	Gap	No	Lap Time	Gap	No	Lap Time	Gap	No	Lap Time	Gap
Lap 10			34	1:52.671	26.073	27	1:50.278	16.065						
31	1:49.732		Lap 12			73	1:50.390	16.352						
69	1:49.712	0.065	31	1:49.765		34	1:52.997	31.743						
23	1:49.596	0.113	69	1:49.712	0.056	Lap 14								
32	1:49.697	0.140	24	1:49.702	0.215	31	1:49.626							
17	1:49.519	0.210	23	1:49.681	0.273	23	1:49.616	0.091						
24	1:50.168	0.355	25	1:49.522	0.358	69	1:49.466	0.140						
71	1:49.652	0.631	71	1:49.752	0.516	71	1:49.551	0.154						
25	1:49.533	0.714	32	1:49.684	0.584	25	1:49.461	0.210						
97	1:49.757	0.855	17	1:50.408	0.805	32	1:49.701	0.252						
70	1:49.632	0.913	97	1:50.294	0.953	97	1:49.491	0.305						
85	1:49.634	0.967	70	1:49.730	0.988	17	1:49.698	0.566						
45	1:49.599	1.181	85	1:50.011	1.043	70	1:49.823	0.781						
99	1:49.923	1.469	99	1:49.350	1.155	24	1:50.697	0.952						
33	1:49.814	1.532	33	1:49.820	1.431	85	1:50.086	1.128						
81	1:49.324	2.976	45	1:50.160	1.517	45	1:50.268	1.443						
7	1:49.618	3.119	81	1:49.277	2.341	33	1:50.359	1.535						
72	1:49.879	3.243	7	1:49.371	2.530	72	1:50.184	1.574						
26	1:50.290	4.290	72	1:49.190	2.583	81	1:50.037	3.079						
4	1:49.997	4.770	4	1:50.523	6.199	7	1:51.662	3.398						
12	1:50.118	5.057	26	1:50.492	6.252	26	1:51.066	7.879						
21	1:51.141	10.750	12	1:50.480	6.291	12	1:51.807	8.556						
18	1:50.560	13.542	21	1:51.292	14.046	21	1:51.308	16.738						
47	1:50.873	13.729	18	1:50.461	15.688	47	1:50.709	16.796						
75	1:50.843	13.773	47	1:50.866	15.980	75	1:50.659	16.874						
73	1:50.740	13.891	75	1:50.933	16.105	27	1:50.602	16.922						
27	1:50.969	13.997	27	1:50.774	16.227	18	1:50.868	16.998						
34	1:52.670	23.036	73	1:51.092	16.402	73	1:50.665	17.272						
Lap 11			34	1:52.878	29.186	34	1:53.471	35.469						
31	1:49.634		Lap 13											
69	1:49.678	0.109	24	1:50.225										
17	1:49.586	0.162	31	1:50.559	0.119									
24	1:49.557	0.278	23	1:50.387	0.220									
23	1:49.878	0.357	32	1:50.152	0.296									
97	1:49.203	0.424	71	1:50.272	0.348									
71	1:49.532	0.529	69	1:50.803	0.419									
25	1:49.521	0.601	25	1:50.576	0.494									
32	1:50.159	0.665	97	1:50.046	0.559									
85	1:49.464	0.797	17	1:50.248	0.613									
70	1:49.744	1.023	70	1:50.155	0.703									
45	1:49.575	1.122	85	1:50.184	0.787									
33	1:49.478	1.376	99	1:50.131	0.846									
99	1:49.735	1.570	45	1:49.843	0.920									
81	1:49.487	2.829	33	1:49.930	0.921									
7	1:49.439	2.924	72	1:48.992	1.135									
72	1:49.549	3.158	7	1:49.391	1.481									
4	1:50.305	5.441	81	1:50.886	2.787									
26	1:50.869	5.525	4	1:50.679	6.438									
12	1:50.153	5.576	12	1:50.643	6.494									
21	1:51.403	12.519	26	1:50.746	6.558									
47	1:50.784	14.879	21	1:51.569	15.175									
75	1:50.798	14.937	47	1:50.292	15.832									
18	1:51.084	14.992	18	1:50.627	15.875									
73	1:50.818	15.075	75	1:50.295	15.960									
27	1:50.855	15.218												



Moto3 Junior WCh 2026

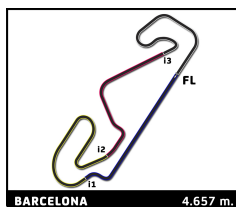
FIM MOTO JUNIOR CIRCUIT DE BARCELONA - CATALUNYA

Race 2 Moto3 Junior 2

Sector Analysis

— Invalidated Lap ■ Personal Best ■ Session Best B Crossing the pit lane

Lap	Time	Sector 1	Sector 2	Sector 3	Sector 4	T.Sp	Lap	Time	Sector 1	Sector 2	Sector 3	Sector 4	T.Sp
31 Giulio PUGLIESE ITA													
CFMOTO Aspar Junior Team							CFMOTO						
1	1:53.481	24.110	35.126	21.097	33.148		4	1:49.534	20.024	35.267	21.113	33.130	237.9
2	1:49.035	19.717	35.051	21.121	33.146	237.9	5	1:49.414	19.898	35.155	21.084	33.277	237.4
3	1:49.294	19.843	35.152	21.042	33.257	240.5	6	1:50.059	20.585	35.199	21.118	33.157	233.3
4	1:49.399	19.849	35.204	21.127	33.219	238.9	7	1:49.397	19.847	35.159	21.139	33.252	243.8
5	1:49.423	19.841	35.116	21.165	33.301	239.5	8	1:49.548	19.842	35.308	21.092	33.306	242.1
6	1:49.525	19.921	35.251	21.122	33.231	236.3	9	1:50.075	20.002	35.246	21.394	33.433	243.2
7	1:49.470	19.944	35.167	21.070	33.289	233.3	10	1:49.652	20.001	35.127	21.232	33.292	242.7
8	1:49.601	19.865	35.233	21.136	33.367	235.3	11	1:49.532	19.820	35.247	21.157	33.308	242.1
9	1:49.814	19.883	35.418	21.414	33.099	237.4	12	1:49.752	19.785	35.520	21.196	33.251	240.5
10	1:49.732	19.891	35.255	21.166	33.420	233.8	13	1:50.272	19.824	35.256	21.244	33.948	242.7
11	1:49.634	19.887	35.241	21.139	33.367	236.9	14	1:49.551	19.961	35.265	21.124	33.201	240.0
12	1:49.765	20.022	35.310	21.109	33.324	233.8							
13	1:50.559	19.867	35.313	21.188	34.191	238.4							
14	1:49.626	19.761	35.295	21.133	33.437	236.3							
23 Travis BORG MLT													
Team Monlau Motul							HONDA						
1	1:54.456	24.999	35.353	21.351	32.753								
2	1:48.800	20.021	35.057	21.012	32.710	244.9							
3	1:48.959	19.877	35.145	20.975	32.962	242.7							
4	1:49.143	19.923	35.129	21.023	33.068	242.1							
5	1:49.387	19.985	35.091	21.061	33.250	233.8							
6	1:50.113	20.745	35.234	21.052	33.082	232.8							
7	1:49.338	19.852	35.186	21.086	33.214	244.9							
8	1:49.229	19.737	35.241	21.051	33.200	242.7							
9	1:49.866	20.086	35.284	21.447	33.049	237.9							
10	1:49.596	19.743	35.454	21.101	33.298	240.0							
11	1:49.878	19.995	35.387	21.212	33.284	238.4							
12	1:49.681	19.712	35.589	21.270	33.110	242.1							
13	1:50.387	19.699	35.365	21.273	34.050	244.9							
14	1:49.616	19.908	35.374	21.074	33.260	238.4							
69 Fernando BUJOSA ESP													
AC RACING TEAM							KTM						
1	1:53.297	23.740	35.251	21.195	33.111								
2	1:49.406	20.382	35.048	21.067	32.909	232.8							
3	1:49.181	20.001	35.020	20.937	33.223	244.9							
4	1:49.432	19.979	35.246	21.106	33.101	238.9							
5	1:49.488	20.073	35.173	21.048	33.194	237.4							
6	1:49.433	19.864	35.293	21.127	33.149	240.0							
7	1:49.535	20.253	35.052	21.047	33.183	230.8							
8	1:49.520	20.042	35.088	21.092	33.298	238.9							
9	1:49.835	19.927	35.430	21.399	33.079	236.9							
10	1:49.712	20.160	35.033	21.118	33.401	232.8							
11	1:49.678	19.913	35.304	21.127	33.334	236.9							
12	1:49.712	20.096	35.252	21.084	33.280	233.8							
13	1:50.803	20.133	35.328	21.175	34.167	236.9							
14	1:49.466	19.752	35.250	21.064	33.400	242.7							
71 Carlos CANO ESP													
CFMOTO Aspar Junior Team							CFMOTO						
1	1:53.390	23.965	35.493	20.969	32.963								
2	1:48.906	19.912	34.870	21.109	33.015	235.8							
3	1:49.430	20.153	35.004	21.080	33.193	233.8							
25 Leonardo ABRUZZO ITA													
Team FPS Laglisse							HUSQVARNA						
1	1:55.452	24.719	36.190	21.423	33.120								
2	1:48.718	19.894	34.918	20.939	32.967	242.1							
3	1:48.721	19.843	34.899	21.041	32.938	241.1							
4	1:49.320	19.902	35.152	21.094	33.172	243.8							
5	1:49.389	19.955	35.056	21.030	33.348	236.9							
6	1:49.585	20.096	35.432	21.140	32.917	243.2							
7	1:49.483	20.011	35.227	21.031	33.214	242.7							
8	1:49.421	20.090	35.213	21.053	33.065	240.5							
9	1:49.866	20.122	35.242	21.075	33.427	239.5							
10	1:49.533	19.898	35.320	21.054	33.261	240.5							
11	1:49.521	20.053	35.379	20.921	33.168	242.7							
12	1:49.522	19.975	35.358	21.125	33.064	243.8							
13	1:50.576	20.111	35.373	21.107	33.985	244.3							
14	1:49.461	19.927	35.422	20.991	33.121	242.7							
32 Kiandra RAMADHIPA INA													
Honda Asia-Dream Racing Junior Team							HONDA						
1	1:53.613	24.302	35.379	21.071	32.861								
2	1:48.752	19.911	34.869	21.012	32.960	238.4							
3	1:49.641	20.163	35.259	20.965	33.254	232.8							
4	1:49.825	20.166	35.157	21.252	33.250	239.5							
5	1:49.074	19.780	35.120	21.004	33.170	241.6							
6	1:49.322	19.969	35.178	21.110	33.065	239.5							
7	1:49.447	20.115	35.042	21.045	33.245	233.3							
8	1:49.658	20.052	35.332	21.005	33.269	235.3							
9	1:49.885	20.245	35.274	21.293	33.073	232.3							
10	1:49.697	19.972	35.380	21.084	33.261	238.9							
11	1:50.159	20.510	35.293	21.023	33.333	234.3							
12	1:49.684	20.118	35.257	21.114	33.195	240.0							
13	1:50.152	19.871	35.251	21.169	33.861	242.7							
14	1:49.701	20.114	35.290	21.081	33.216	236.3							
97 Ryota OGIWARA JPN													
Asia Talent Team							HONDA						
1	1:54.000	24.561	35.389	21.052	32.998								
2	1:48.872	19.898	34.936	20.996	33.042	244.9							
3	1:49.226	20.052	35.143	20.861	33.170	243.8							
4	1:49.336	20.210	35.057	20.972	33.097	239.5							
5	1:49.415	20.083	35.123	21.028	33.181	235.8							
6	1:50.131	20.564	35.349	21.036	33.182	238.9							
7	1:49.299	19.938	35.018	21.090	33.253	244.9							
8	1:49.480	19.879	35.366	21.029	33.206	240.5							
9	1:50.113	20.226	35.150	21.315	33.422	246.5							



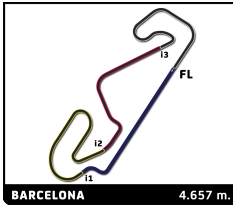
Moto3 Junior WCh 2026

FIM MOTO JUNIOR CIRCUIT DE BARCELONA - CATALUNYA

Race 2 Moto3 Junior 2

Sector Analysis

_ Invalidated Lap							■ Personal Best							■ Session Best							B Crossing the pit lane							
Lap	Time	Sector 1	Sector 2	Sector 3	Sector 4	T.Spd	Lap	Time	Sector 1	Sector 2	Sector 3	Sector 4	T.Spd	Lap	Time	Sector 1	Sector 2	Sector 3	Sector 4	T.Spd	Lap	Time	Sector 1	Sector 2	Sector 3	Sector 4	T.Spd	
24 Guillem PLANQUES FRA																												
Momoven Racing KTM																												
1	1:53.579	24.197	35.389	20.912	33.081																							
2	1:49.034	20.102	34.885	20.957	33.090	234.8																						
3	1:49.354	20.223	35.167	20.837	33.127	240.0																						
4	1:49.815	20.419	35.226	21.048	33.122	238.9																						
5	1:49.485	20.239	35.067	20.965	33.214	234.8																						
6	1:49.830	20.274	35.420	21.003	33.133	241.1																						
7	1:49.280	19.974	35.042	21.070	33.194	238.9																						
8	1:49.153	19.952	35.116	21.002	33.083	239.5																						
9	1:49.431	19.858	35.180	21.281	33.112	242.7																						
10	1:50.168	20.612	35.110	21.138	33.308	227.9																						
11	1:49.557	19.970	35.287	20.979	33.321	240.5																						
12	1:49.702	20.170	35.346	20.975	33.211	235.3																						
13	1:50.225	19.901	35.307	21.044	33.973	241.6																						
14	1:50.697	20.680	35.723	21.110	33.184	229.4																						
45 Kgototso MONONYANE RSA																												
AGR Team KTM																												
1	1:54.806	24.374	35.815	21.372	33.245																							
2	1:49.266	20.106	35.105	20.986	33.069	238.4																						
3	1:49.204	20.122	35.037	20.984	33.061	238.9																						
4	1:49.467	19.890	35.174	21.026	33.377	245.4																						
5	1:49.000	19.838	35.041	20.999	33.122	243.2																						
6	1:49.952	20.108	35.427	21.058	33.359	245.4																						
7	1:49.496	19.904	35.460	20.975	33.157	244.9																						
8	1:49.635	19.943	35.408	21.062	33.222	240.0																						
9	1:49.530	19.940	35.161	20.995	33.434	242.1																						
10	1:49.599	20.039	35.161	21.078	33.321	238.9																						
11	1:49.575	20.031	35.228	21.214	33.102	239.5																						
12	1:50.160	20.016	35.573	21.205	33.366	243.2																						
13	1:49.843	19.921	35.274	21.017	33.631	241.6																						
14	1:50.268	20.274	35.675	21.093	33.226	236.9																						
85 Kiattisak SINGHAPONG THA																												
Honda Asia-Dream Racing Junior Team HONDA																												
1	1:54.172	24.673	35.539	21.292	32.668																							
2	1:49.020	20.232	35.013	20.830	32.945	247.7																						
3	1:49.260	19.871	35.355	21.233	32.801	245.4																						
4	1:49.488	20.049	35.244	21.090	33.105	243.2																						
5	1:49.057	19.937	34.989	20.989	33.142	242.1																						
6	1:49.789	20.367	35.203	21.089	33.130	241.1																						
7	1:49.676	20.044	35.418	21.009	33.205	240.5																						
8	1:49.472	19.938	35.232	21.036	33.266	240.5																						
9	1:50.173	20.206	35.340	21.237	33.390	244.3																						
10	1:49.634	20.028	35.242	21.074	33.290	247.7																						
11	1:49.464	19.926	35.347	20.942	33.249	243.2																						
12	1:50.011	20.101	35.585	21.111	33.214	241.1																						
13	1:50.184	19.887	35.257	21.162	33.878	247.1																						
14	1:50.086	20.392	35.346	21.260	33.088	247.1																						
33 Enzo BELLON FRA																												
CIP Green Power Junior Team KTM																												
1	1:54.127	24.469	35.381	21.114	33.163																							
2	1:48.955	20.004	34.997	20.886	33.068	242.7																						
3	1:50.070	20.139	35.210	21.599	33.122	237.4																						
4	1:49.414	19.779	35.232	21.082	33.321	242.1																						
5	1:49.618	20.075	35.431	21.007	33.105	241.6																						
6	1:49.884	19.906	35.469	21.272	33.237	240.5																						
7	1:49.329	19.928	35.223	21.017	33.161	235.8																						
8	1:49.671	19.932	35.290	21.132	33.317	239.5																						
9	1:49.424	19.913	35.141	21.011	33.359	238.4																						
10	1:49.814	20.069	35.200	21.129	33.416	241.1																						
11	1:49.478	19.836	35.296	21.254	33.092	244.3																						
12	1:49.820	19.951	35.410	21.161	33.298	238.9																						
13	1:49.930	20.106	35.277	21.037	33.510	238.4																						
14	1:50.359	20.365	35.686	21.110	33.198	232.3																						
72 David DA COSTA FRA																												
JEG TAKE OFF GP HONDA																												
1	1:56.955	25.546	35.970	21.923	33.516																							
2	1:49.278	20.094	35.110	20.958	33.116	240.0																						
3	1:49.722	19.979	35.765	20.895	33.083	242.1																						



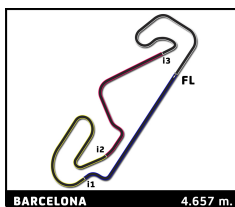
Moto3 Junior WCh 2026

FIM MOTO JUNIOR CIRCUIT DE BARCELONA - CATALUNYA

Race 2 Moto3 Junior 2

Sector Analysis

_ Invalidated Lap							■ Personal Best	■ Session Best	B Crossing the pit lane						
Lap	Time	Sector 1	Sector 2	Sector 3	Sector 4	T.Sp	Lap	Time	Sector 1	Sector 2	Sector 3	Sector 4	T.Sp		
75 Filip SUROWIAK GBR															
British Talent Team HONDA															
1	1:57.492	25.881	35.963	21.627	34.021		4	1:50.625	20.410	35.351	21.401	33.463	241.1		
2	1:50.000	20.114	35.383	21.235	33.268	238.9	5	1:50.288	19.972	35.437	21.391	33.488	238.9		
3	1:50.221	19.951	35.310	21.300	33.660	239.5	6	1:50.928	20.184	35.749	21.613	33.382	235.8		
4	1:50.643	20.045	35.603	21.329	33.666	238.4	7	1:50.512	20.356	35.557	21.249	33.350	234.3		
5	1:51.221	20.774	35.491	21.456	33.500	229.9	8	1:50.570	20.356	35.528	21.296	33.390	243.8		
6	1:50.406	20.032	35.605	21.339	33.430	238.9	9	1:50.980	20.207	35.757	21.343	33.673	241.1		
7	1:50.268	20.074	35.600	21.173	33.421	238.9	10	1:50.740	20.416	35.496	21.377	33.451	233.8		
8	1:50.412	20.077	35.519	21.299	33.517	237.4	11	1:50.818	20.311	35.660	21.380	33.467	236.9		
9	1:51.041	19.953	35.802	21.354	33.932	237.9	12	1:51.092	20.500	35.774	21.387	33.431	235.3		
10	1:50.843	20.292	35.758	21.345	33.448	232.8	13	1:50.390	20.127	35.588	21.295	33.380	240.5		
11	1:50.798	20.070	35.803	21.287	33.638	234.8	14	1:50.665	20.144	35.535	21.438	33.548	243.2		
12	1:50.933	20.216	35.893	21.311	33.513	234.8									
13	1:50.295	20.090	35.511	21.343	33.351	237.9									
14	1:50.659	20.130	35.533	21.216	33.780	233.8									
27 Henri MIGNOT KOKORA FRA															
JEG Racing HONDA															
1	1:57.225	26.183	35.928	21.506	33.608										
2	1:50.249	20.277	35.392	21.179	33.401	238.4									
3	1:50.317	20.388	35.448	21.055	33.426	234.3									
4	1:50.703	20.497	35.380	21.322	33.504	232.8									
5	1:50.668	20.317	35.745	21.333	33.273	230.8									
6	1:50.936	20.309	35.597	21.585	33.445	236.9									
7	1:50.334	20.376	35.491	21.208	33.259	230.8									
8	1:50.305	20.169	35.481	21.210	33.445	238.9									
9	1:51.065	20.292	35.788	21.241	33.744	233.8									
10	1:50.969	20.710	35.567	21.273	33.419	227.4									
11	1:50.855	20.438	35.619	21.310	33.488	233.3									
12	1:50.774	20.563	35.439	21.224	33.548	229.4									
13	1:50.278	20.447	35.323	21.289	33.219	230.8									
14	1:50.602	20.215	35.683	21.114	33.590	233.8									
18 Pablo OLIVARES ESP															
AC RACING TEAM KTM															
1	1:57.564	25.464	36.443	21.783	33.874										
2	1:49.805	20.150	35.065	21.183	33.407	238.9									
3	1:50.498	20.575	35.063	21.185	33.675	228.9									
4	1:50.562	20.086	35.461	21.359	33.656	234.8									
5	1:50.546	20.440	35.280	21.384	33.442	235.8									
6	1:50.390	20.269	35.445	21.367	33.309	246.0									
7	1:50.457	20.210	35.436	21.261	33.550	229.9									
8	1:50.621	20.293	35.437	21.229	33.662	229.9									
9	1:51.313	20.357	35.809	21.285	33.862	229.4									
10	1:50.560	20.337	35.427	21.305	33.491	231.8									
11	1:51.084	20.693	35.442	21.350	33.599	227.9									
12	1:50.461	20.267	35.570	21.298	33.326	236.9									
13	1:50.627	20.305	35.523	21.228	33.571	227.9									
14	1:50.868	20.513	35.320	21.252	33.783	224.6									
73 Levi RUSSO AUS															
SF Racing KTM															
1	1:57.621	25.992	36.302	21.699	33.628										
2	1:50.235	20.334	35.298	21.337	33.266	242.7									
3	1:50.166	20.262	35.347	21.260	33.297	242.7									
34 Fabio PILATO FRA															
Momoven Racing KTM															
1	1:57.929	26.069	36.392	21.579	33.889										
2	1:50.745	20.341	35.711	21.336	33.357	235.8									
3	1:50.445	20.159	35.453	21.302	33.531	235.8									
4	1:50.744	20.213	35.582	21.359	33.590	236.9									
5	1:51.313	20.259	35.709	21.535	33.810	235.8									
6	1:51.258	20.355	35.701	21.423	33.779	232.8									
7	1:51.941	20.426	35.825	21.767	33.923	232.3									
8	1:52.284	20.481	36.080	21.597	34.126	229.9									
9	1:52.481	20.550	36.256	21.518	34.157	229.4									
10	1:52.670	20.667	36.041	21.884	34.078	227.9									
11	1:52.671	20.593	36.221	21.676	34.181	227.9									
12	1:52.878	20.763	36.232	21.677	34.206	227.4									
13	1:52.997	20.682	36.289	21.755	34.271	228.4									
14	1:53.471	20.583	36.546	21.771	34.571	226.5									
99 Remy SANJUAN FRA															
larresport HONDA															
1	1:55.365	25.207	35.474	21.519	33.165										
2	1:49.501	20.036	35.354	21.021	33.090	243.2									
3	1:49.140	20.121	34.993	20.904	33.122	239.5									
4	1:49.075	19.997	35.084	20.968	33.026	235.8									
5	1:48.854	19.734	34.952	20.998	33.170	243.8									
6	1:49.812	20.003	35.624	21.042	33.143	234.8									
7	1:49.385	19.945	35.182	21.054	33.204	237.4									
8	1:49.528	20.078	35.187	21.094	33.169	237.4									
9	1:49.660	19.916	35.031	21.268	33.445	238.9									
10	1:49.923	20.210	35.137	21.082	33.494	237.4									
11	1:49.735	19.814	35.244	21.395	33.282	244.3									
12	1:49.350	19.880	35.153	21.098	33.219	241.6									
13	1:50.131	19.862	35.385	21.020	33.864	244.3									
4 Sullivan MOUNSEY GBR															
CIP Green Power Junior Team KTM															
1	1:55.920	25.195	35.913	21.377	33.435										
2	1:49.182	19.898	35.148	21.076	33.060	242.7									
3	1:49.444	19.822	35.210	21.029	33.383	244.3									
4	1:49.478	19.877	35.141	21.107	33.353	241.6									
5	1:49.864	19.883	35.423	21.191	33.367	240.0									
6	1:49.817	20.215	35.298	21.056	33.248	231.8									
7	1:50.058	19.896	35.690	21.136	33.336	241.6									
8	1:50.001	19.814	35.694	21.154	33.339	242.1									
9	1:49.783	19.954	35.225	21.159	33.445	244.3									
10	1:49.997	20.022	35.185	21.307	33.483	237.9									



Moto3 Junior WCh 2026

FIM MOTO JUNIOR CIRCUIT DE BARCELONA - CATALUNYA

Race 2 Moto3 Junior 2

Sector Analysis

— Invalidated Lap ■ Personal Best ■ Session Best B Crossing the pit lane

Lap	Time	Sector 1	Sector 2	Sector 3	Sector 4	T.Spd	Lap	Time	Sector 1	Sector 2	Sector 3	Sector 4	T.Spd
11	1:50.305	20.010	35.342	21.350	33.603	239.5							
12	1:50.523	20.112	35.510	21.328	33.573	236.3							
13	1:50.679	20.047	35.598	21.382	33.652	236.3							

11	David GONZÁLEZ	ESP
	AC RACING TEAM	KTM

1	1:55.305	25.001	35.482	21.663	33.159	
2	1:49.664	20.320	35.226	21.111	33.007	242.7
3	1:49.582	20.094	35.080	21.005	33.403	238.9
4	1:49.578	20.078	35.330	21.093	33.077	239.5
5	1:49.863	20.076	35.305	21.179	33.303	233.8
6	1:50.300	20.333	35.457	21.189	33.321	230.8
7	1:49.656	20.169	35.041	21.103	33.343	236.9
8	2:07.224 B	19.958	37.569	21.914	47.783	242.1

77	Kerman TINEZ	VEN
	Team Monlau Motul	HONDA

1	1:54.367	24.808	35.440	21.411	32.708	
2	1:48.779	19.929	34.994	20.858	32.998	241.1
3	1:49.198	19.865	35.177	20.971	33.185	237.4
4	1:49.552	20.067	35.076	21.318	33.091	241.6

57	Leonardo ZANNI	ITA
	Momoven Racing	KTM

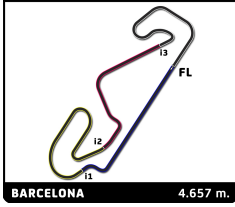
1	1:52.362	23.654	34.911	20.896	32.901	
2	1:48.593	20.105	34.745	20.869	32.874	229.4
3	1:48.773	20.080	34.820	20.852	33.021	229.4

37	Marianos NIKOLIS	AUS
	Team Monlau Motul	HONDA

1	2:04.411	34.296	35.599	21.265	33.251	
2	1:49.736	20.173	35.201	21.146	33.216	233.3
3	1:49.949	20.017	35.363	21.148	33.421	233.8

14	Edu GUTIERREZ	ESP
	Team FPS Laglisse	HUSQVARNA

1	1:55.856	25.079	35.670	21.553	33.554	
---	----------	--------	---------------	---------------	---------------	--

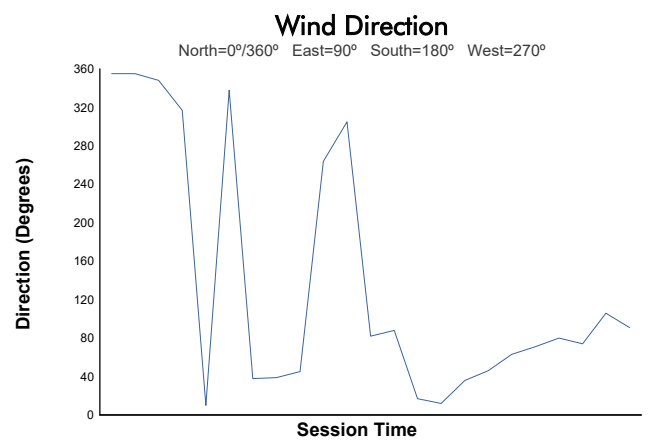
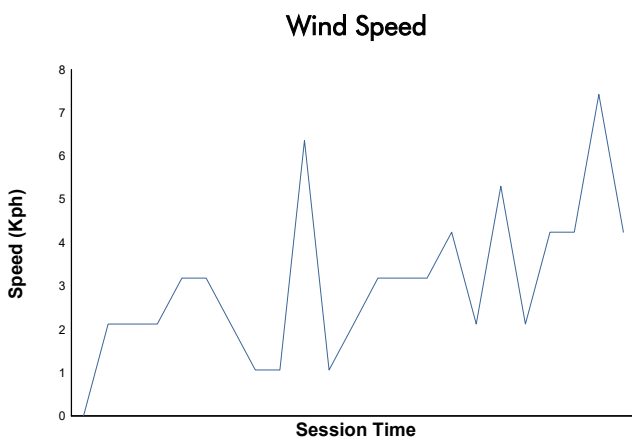
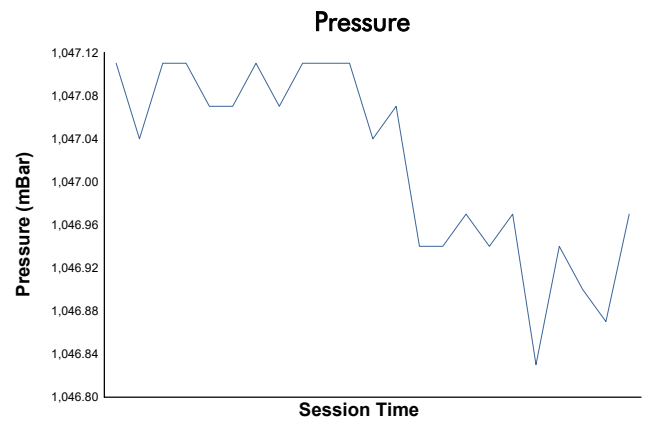
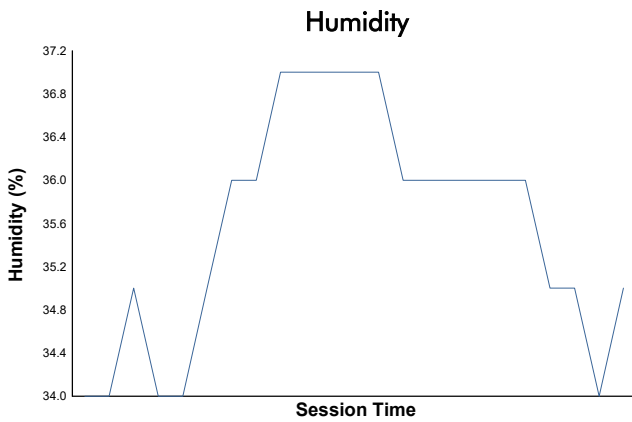
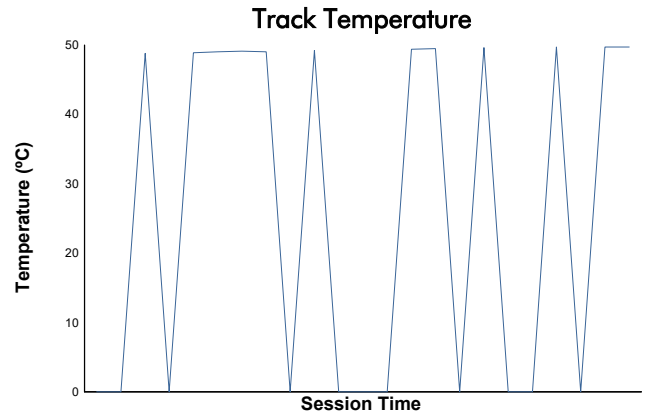
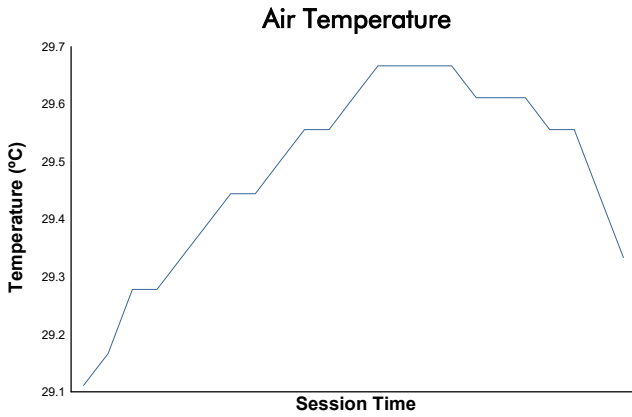


FIM MOTO JUNIOR CIRCUIT DE BARCELONA - CATALU

Moto3 Junior WCh 2026

Race 2 Moto3 Junior 2

Weather Report



Track Status: **DRY**