

Moto2 Ech 2026

FIM MOTO JUNIOR CIRCUIT DE BARCELONA Race 2 Moto2 (15 Laps, 69.9 km.)

Revised

Classification

No	Rider	Nat	Team	Bike	Tires	Cl.	Laps	Total Time	Gap	Kph	Best Lap		
											Lap	Time	Kph
1	7 Dennis FOGGIA	ITA	team Ciatti - Boscoscuro	BOSCOSCURO	Moto2		15	26:02.309	+0.245	161.0	2	1:43.343	162.2
2	10 Unai ORRADRE	ESP	Momoven Racing	KALEX	Moto2		15	26:02.064	-	161.0	2	1:43.051	162.7
3	44 Milan PAWELEC	POL	AGR TEAM	KALEX	Moto2		15	26:02.408	+0.344	161.0	2	1:43.522	161.9
4	57 Javier PALOMERA	ESP	TEAM STYLOBIKE YAMAHA PHILIPPINES	KALEX	Moto2		15	26:02.966	+0.902	160.9	2	1:43.475	162.0
5	4 Eric FERNANDEZ	ESP	Fau55TeyRacing	BOSCOSCURO	Moto2		15	26:04.616	+2.552	160.7	7	1:43.749	161.6
6	19 Alessandro MOROSI	ITA	EAGLE-1	KALEX	Moto2		15	26:08.228	+6.164	160.4	2	1:43.451	162.1
7	12 Jacob ROULSTONE	AUS	team Ciatti - Boscoscuro	BOSCOSCURO	Moto2		15	26:10.879	+8.815	160.1	2	1:43.584	161.9
8	49 Francesco MONGIARDO	ITA	MMR	KALEX	Moto2		15	26:11.430	+9.366	160.0	2	1:43.191	162.5
9	29 Harrison VOIGHT	AUS	CARDOSO RACING	KALEX	Moto2		15	26:15.940	+13.876	159.6	3	1:43.638	161.8
10	92 Rossi MOOR	HUN	RM92 Racing Team	KALEX	Moto2		15	26:19.311	+17.247	159.2	2	1:44.062	161.1
11	77 Johan GIMBERT	FRA	TOP SURFACE ASPAR TEAM	KALEX	Moto2		15	26:18.756	+16.692	159.3	4	1:44.364	160.6
12	32 Marcos LUDEÑA	ESP	MDR COMPETICION	KALEX	Moto2		15	26:19.351	+17.287	159.2	2	1:44.073	161.1
13	26 Jonathan NAHLOUS	AUS	AGR TEAM	KALEX	Moto2		15	26:20.797	+18.733	159.1	2	1:44.368	160.6
14	71 Ruben ROMERO	ESP	SF Racing	KALEX	Moto2		15	26:24.055	+21.991	158.8	2	1:44.278	160.8
15	82 Stefano NEPA	ITA	Klint Racing Team Face	FORWARD	Moto2		15	26:26.385	+24.321	158.5	3	1:44.335	160.7
16	81 Joan SANTOS	ESP	TOP SURFACE ASPAR TEAM	KALEX	Moto2		15	26:27.811	+25.747	158.4	2	1:44.802	160.0
17	33 Pier Francesco VENTURINI	ITA	AC RACING TEAM	BOSCOSCURO	Moto2		15	26:27.912	+25.848	158.4	8	1:44.904	159.8
18	88 Marcos URIARTE	ESP	GV EBC RACING	BOSCOSCURO	Moto2		15	26:28.776	+26.712	158.3	4	1:44.891	159.8
19	51 Juan Pablo URIOSTEGUI	MEX	MMR	KALEX	Moto2		15	26:33.691	+31.627	157.8	2	1:44.323	160.7
20	20 Owen VAN TRIGT	NED	AGR TEAM	KALEX	Moto2		15	26:33.746	+31.682	157.8	7	1:45.461	159.0
21	27 Max TOTH	USA	CARDOSO RACING	KALEX	Moto2		15	26:39.960	+37.896	157.2	3	1:45.575	158.8
22	2 Declan VAN ROSMALEN	AUS	EAGLE-1	KALEX	Moto2		15	26:42.702	+40.638	156.9	2	1:44.820	159.9
23	61 Javier DEL OLMO	ESP	JDO RACING TEAM	KALEX	Moto2		15	26:52.974	+50.910	155.9	2	1:46.472	157.5
24	18 Jona EISENKOLB	GER	F. Koch Rennsport	KALEX	Moto2		15	27:13.187	+1:11.123	154.0	2	1:47.760	155.6
Retired													
23	David REAL	ESP	TEAM STYLOBIKE YAMAHA PHILIPPINES	KALEX	Moto2		11	19:53.272			3	1:44.318	160.7
94	Facundo LLAMBIAS	URU	Team Estrella Galicia 0	KALEX	Moto2		11	26:58.206			2	1:43.498	162.0
43	Amanuel David BRINTON	GBR	PROMORACING FACTORY TEAM	KALEX	Moto2		3	5:37.522			2	1:45.020	159.6
8	Marco TAPIA	ESP	Fau55TeyRacing	BOSCOSCURO	Moto2		1	1:48.638					

Pole Position:

Fastest Lap:

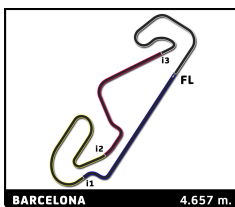
Lap2	Unai ORRADRE	1:43.051	162.7 Kph
------	--------------	-----------------	-----------

RIDER 10 - DROP OF 1 POSITION DUE TO TRACK LIMITS AT TURN 9 (LAST LAP)
RIDER 77 - DROP OF 1 POSITION DUE TO TRACK LIMITS AT TURN 8 (LAST LAP)

Published at:

Track Status: **DRY**

Clerk of the Course: David Fuentes	Timekeeper: Denís del Pozo
--	--------------------------------------



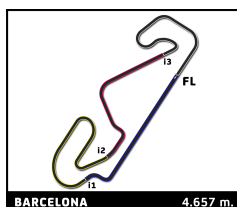
Moto2 Ech 2026

Revised

FIM MOTO JUNIOR CIRCUIT DE BARCELONA - CATALUNYA
Race 2 Moto2

Lap Chart

No	Pos	Grid	Lap														
			1	2	3	4	5	6	7	8	9	10	11	12	13	14	15
4	1	4	4	7	7	7	7	7	7	7	7	7	7	7	10	10	
7	2	7	7	4	44	44	44	44	44	44	44	44	44	10	10	7	7
44	3	44	44	44	4	4	4	4	4	4	10	10	10	44	44	57	44
10	4	10	57	57	57	57	57	57	10	10	4	4	4	4	57	44	57
57	5	57	12	12	12	12	12	10	10	57	57	57	57	57	4	4	4
49	6	49	94	94	94	10	12	19	19	19	19	19	19	19	19	19	19
12	7	12	19	19	10	19	19	12	12	12	12	12	12	49	49	12	12
19	8	19	82	10	19	94	94	49	49	49	49	49	49	12	12	49	49
29	9	29	10	49	49	49	49	49	94	94	94	94	94	29	29	29	29
94	10	94	8	29	29	29	29	29	29	29	29	29	32	77	77	77	77
8	11	8	49	82	82	82	77	77	92	92	32	32	77	32	32	92	92
82	12	82	29	92	92	77	82	92	77	77	77	77	92	92	92	32	32
71	13	71	77	77	77	92	92	32	32	32	92	92	26	26	26	26	26
92	14	92	92	26	26	32	32	82	82	26	26	26	71	71	71	71	71
77	15	77	26	71	32	26	71	71	26	71	71	71	82	82	82	82	82
26	16	26	71	32	71	71	26	26	71	82	82	82	88	88	88	81	81
81	17	81	23	23	23	23	23	23	23	23	23	88	81	81	81	88	33
32	18	32	43	43	51	51	88	88	88	88	88	23	33	33	33	33	88
88	19	88	32	51	33	88	51	33	81	81	81	81	51	51	51	51	51
43	20	43	33	33	88	33	33	51	51	33	33	33	20	20	20	20	20
23	21	23	51	88	81	81	81	81	33	51	51	51	27	27	27	27	27
33	22	33	88	81	2	2	2	2	20	20	20	20	2	2	2	2	2
20	23	20	81	2	27	27	27	20	2	2	2	2	61	61	61	61	61
27	24	27	27	27	20	20	20	27	27	27	27	27	23	18	18	18	18
51	25	51	2	20	61	61	61	61	61	61	61	61	18				
61	26	61	20	61	18	18	18	18	18	18	18	94					
2	27	2	61	18	43												
18	28	18	18														



Moto2 Ech 2026

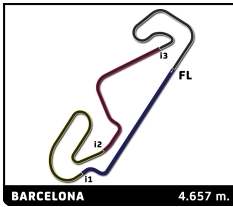
FIM MOTO JUNIOR CIRCUIT DE BARCELONA - CATALUNYA

Race 2 Moto2

Revised

Best Sector Times

Sector 1			Sector 2			Sector 3			Ideal Lap	Best Lap
Pos	No Rider	Time	No Rider	Time	No Rider	Time	Pos	No Rider		
1	10 U.ORRADRE	17.942	10 U.ORRADRE	33.374	10 U.ORRADRE	19.636	1	10 U.ORRADRE	1:42.838	1:43.051 (1)
2	57 J.PALOMERA	17.982	7 D.FOGGIA	33.513	49 F.MONGIARDO	19.699	2	49 F.MONGIARDO	1:43.045	1:43.191 (2)
3	4 E.FERNANDEZ	18.007	57 J.PALOMERA	33.550	4 E.FERNANDEZ	19.709	3	7 D.FOGGIA	1:43.228	1:43.343 (3)
4	7 D.FOGGIA	18.043	12 J.ROULSTONE	33.565	19 A.MOROSI	19.715	4	4 E.FERNANDEZ	1:43.299	1:43.749 (10)
5	44 M.PAWELEC	18.054	19 A.MOROSI	33.565	57 J.PALOMERA	19.739	5	57 J.PALOMERA	1:43.300	1:43.475 (5)
6	49 F.MONGIARDO	18.079	94 F.LLAMBIAS	33.572	44 M.PAWELEC	19.763	6	19 A.MOROSI	1:43.358	1:43.451 (4)
7	12 J.ROULSTONE	18.086	4 E.FERNANDEZ	33.607	7 D.FOGGIA	19.779	7	44 M.PAWELEC	1:43.367	1:43.522 (7)
8	32 M.LUDEÑA	18.099	44 M.PAWELEC	33.614	12 J.ROULSTONE	19.796	8	12 J.ROULSTONE	1:43.419	1:43.584 (8)
9	19 A.MOROSI	18.107	29 H.VOIGHT	33.619	77 J.GIMBERT	19.811	9	94 F.LLAMBIAS	1:43.437	1:43.498 (6)
10	33 P.VENTURINI	18.121	49 F.MONGIARDO	33.632	94 F.LLAMBIAS	19.812	10	29 H.VOIGHT	1:43.614	1:43.638 (9)
11	92 R.MOOR	18.127	32 M.LUDEÑA	33.632	29 H.VOIGHT	19.824	11	32 M.LUDEÑA	1:43.625	1:44.073 (12)
12	77 J.GIMBERT	18.137	77 J.GIMBERT	33.713	8 M.TAPIA	19.847	12	77 J.GIMBERT	1:43.915	1:44.364 (17)
13	82 S.NEPA	18.143	92 R.MOOR	33.719	51 J.URIOSTEGUI	19.865	13	92 R.MOOR	1:43.995	1:44.062 (11)
14	94 F.LLAMBIAS	18.145	51 J.URIOSTEGUI	33.723	92 R.MOOR	19.879	14	82 S.NEPA	1:44.096	1:44.335 (16)
15	26 J.NAHOUS	18.161	82 S.NEPA	33.820	71 R.ROMERO	19.887	15	8 M.TAPIA	1:44.162	
16	71 R.ROMERO	18.164	26 J.NAHOUS	33.831	26 J.NAHOUS	19.895	16	71 R.ROMERO	1:44.185	1:44.278 (13)
17	23 D.REAL	18.169	8 M.TAPIA	33.839	82 S.NEPA	19.904	17	26 J.NAHOUS	1:44.186	1:44.368 (18)
18	29 H.VOIGHT	18.203	23 D.REAL	33.898	23 D.REAL	19.940	18	23 D.REAL	1:44.243	1:44.318 (14)
19	88 M.URIARTE	18.223	88 M.URIARTE	33.938	32 M.LUDEÑA	19.952	19	51 J.URIOSTEGUI	1:44.267	1:44.323 (15)
20	2 D.VAN ROSMALEN	18.264	2 D.VAN ROSMALEN	33.958	81 J.SANTOS	19.982	20	88 M.URIARTE	1:44.490	1:44.891 (21)
21	27 M.TOTH	18.271	71 R.ROMERO	33.961	88 M.URIARTE	20.021	21	81 J.SANTOS	1:44.572	1:44.802 (19)
22	43 A.BRINTON	18.272	81 J.SANTOS	33.987	43 A.BRINTON	20.031	22	33 P.VENTURINI	1:44.635	1:44.904 (22)
23	81 J.SANTOS	18.285	33 P.VENTURINI	34.066	33 P.VENTURINI	20.040	23	43 A.BRINTON	1:44.780	1:45.020 (23)
24	20 O.VAN TRIGT	18.306	43 A.BRINTON	34.073	20 O.VAN TRIGT	20.129	24	2 D.VAN ROSMALEN	1:44.814	1:44.820 (20)
25	51 J.URIOSTEGUI	18.405	20 O.VAN TRIGT	34.173	2 D.VAN ROSMALEN	20.187	25	20 O.VAN TRIGT	1:45.220	1:45.461 (24)
26	8 M.TAPIA	18.423	27 M.TOTH	34.253	27 M.TOTH	20.219	26	27 M.TOTH	1:45.278	1:45.575 (25)
27	18 J.EISENKOLB	18.562	61 J.DEL OLMO	34.455	61 J.DEL OLMO	20.366	27	61 J.DEL OLMO	1:46.270	1:46.472 (26)
28	61 J.DEL OLMO	18.625	18 J.EISENKOLB	34.913	18 J.EISENKOLB	20.575	28	18 J.EISENKOLB	1:47.368	1:47.760 (27)



Moto2 Ech 2026

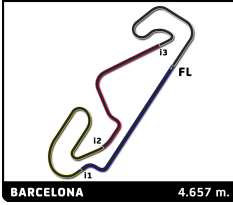
FIM MOTO JUNIOR CIRCUIT DE BARCELONA - CATALUNYA

Race 2 Moto2

Best Top Speed

Revised

No Rider	Team	Class	Top 1		Top 2		Top 3		Top 4		Top 5			
			Kph	Lap	Kph	Lap	Kph	Lap	Kph	Lap	Kph	Lap	Avg	
12	Jacob ROULSTONE	team Ciatti - Boscoscuro	Moto2	297.0	3	295.4	2	294.6	4	293.8	5	292.3	7	294.6
92	Rossi MOOR	RM92 Racing Team	Moto2	296.2	6	293.8	3	293.0	14	292.3	5	290.7	2	293.2
10	Unai ORRADRE	Momoven Racing	Moto2	295.4	3	294.6	4	293.8	2	293.8	7	293.0	5	294.1
33	Pier Francesco VENTURINI	AC RACING TEAM	Moto2	295.4	5	295.4	14	294.6	6	294.6	15	293.0	13	294.6
57	Javier PALOMERA	TEAM STYLOBIKE YAMAHA PHILIPPINES	Moto2	295.4	13	293.8	4	293.8	6	293.0	5	292.3	10	293.7
19	Alessandro MOROSI	EAGLE-1	Moto2	294.6	6	293.8	4	293.0	3	289.9	2	289.1	5	292.1
44	Milan PAWELEC	AGR TEAM	Moto2	294.6	3	293.8	2	292.3	13	291.5	4	291.5	5	292.7
88	Marcos URIARTE	GV EBC RACING	Moto2	294.6	4	291.5	3	289.9	9	289.9	10	289.1	7	291.0
7	Dennis FOGGIA	team Ciatti - Boscoscuro	Moto2	293.8	2	289.9	15	289.1	8	288.4	9	288.4	10	289.9
43	Amanuel David BRINTON	PROMORACING FACTORY TEAM	Moto2	293.8	2	284.6	3							289.2
77	Johan GIMBERT	TOP SURFACE ASPAR TEAM	Moto2	293.8	2	290.7	5	289.9	11	289.1	3	289.1	8	290.5
4	Eric FERNANDEZ	Fau55TeyRacing	Moto2	293.0	8	292.3	12	291.5	9	289.9	7	289.1	2	291.2
26	Jonathan NAHLOUS	AGR TEAM	Moto2	293.0	2	291.5	8	290.7	6	290.7	7	289.1	10	291.0
49	Francesco MONGIARDO	MMR	Moto2	293.0	3	293.0	4	289.9	10	289.9	11	288.4	12	290.8
81	Joan SANTOS	TOP SURFACE ASPAR TEAM	Moto2	293.0	3	293.0	4	291.5	2	288.4	13	287.6	11	290.7
94	Facundo LLAMBIAS	Team Estrella Galicia 0	Moto2	293.0	4	292.3	2	292.3	3	292.3	5	291.5	6	292.3
2	Declan VAN ROSMALEN	EAGLE-1	Moto2	292.3	2	289.1	3	286.9	4	285.4	5	283.9	9	287.5
20	Owen VAN TRIGT	AGR TEAM	Moto2	292.3	4	292.3	5	289.9	2	289.1	3	289.1	7	290.5
23	David REAL	TEAM STYLOBIKE YAMAHA PHILIPPINES	Moto2	292.3	2	289.9	4	289.9	8	289.1	3	287.6	5	289.8
32	Marcos LUDEÑA	MDR COMPETICION	Moto2	292.3	2	291.5	6	289.9	3	287.6	5	286.9	4	289.6
71	Ruben ROMERO	SF Racing	Moto2	291.5	4	289.9	5	289.1	2	288.4	8	287.6	6	289.3
82	Stefano NEPA	Klint Racing Team Face	Moto2	291.5	6	291.5	8	289.9	2	289.9	3	289.9	7	290.5
27	Max TOTH	CARDOSO RACING	Moto2	289.1	8	288.4	2	286.1	3	286.1	4	285.4	5	287.0
18	Jona EISENKOLB	F. Koch Rennsport	Moto2	288.4	2	285.4	3	283.9	4	282.4	5	281.7	9	284.4
51	Juan Pablo URIOSTEGUI	MMR	Moto2	287.6	2	286.1	9	285.4	4	285.4	11	285.4	12	286.0
29	Harrison VOIGHT	CARDOSO RACING	Moto2	285.4	2	284.6	11	283.9	8	283.9	9	283.9	10	284.3
61	Javier DEL OLMO	JDO RACING TEAM	Moto2	285.4	3	282.4	4	280.9	2	280.9	5	279.5	7	281.8
8	Marco TAPIA	Fau55TeyRacing	Moto2											



Moto2 Ech 2026

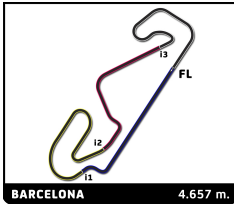
FIM MOTO JUNIOR CIRCUIT DE BARCELONA - CATALUNYA

Race 2 Moto2

Revised

Fastest Lap Sequence

Elapsed	No Rider	Team	Bike	Class	Time	Kph	Lap
3:30.158	7 Dennis FOGGIA	team Ciatti - Boscoscuro	BOSCOSCURO	Moto2	1:43.343	162.2	2
3:31.616	10 Unai ORRADRE	Momoven Racing	KALEX	Moto2	1:43.051	162.7	2



Moto2 Ech 2026

FIM MOTO JUNIOR CIRCUIT DE BARCELONA - CATALUNYA

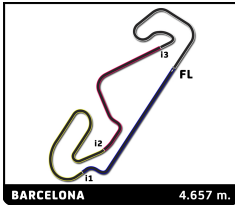
Race 2 Moto2

Analysis by lap

Revised

Lapped

No	Lap Time	Gap	No	Lap Time	Gap	No	Lap Time	Gap	No	Lap Time	Gap	No	Lap Time	Gap
Lap 1			61	1:46.472	9.396	20	1:45.465	12.097	27	1:46.274	16.189	27	1:46.976	21.706
4	1:46.588	0.000	18	1:47.760	11.545	61	1:47.103	15.936	61	1:47.063	22.015	61	1:46.964	28.543
7	1:46.815	0.227	Lap 3			18	1:48.024	19.985	18	1:48.455	28.893	18	1:48.313	38.317
44	1:47.125	0.537	7	1:43.743	Lap 5			Lap 7			Lap 9			
57	1:47.472	0.884	44	1:43.572	0.318	7	1:43.816	7	1:43.850	7	1:43.957	44	1:43.952	0.351
12	1:47.564	0.976	4	1:43.941	0.480	44	1:43.962	0.603	44	1:43.736	0.355	44	1:43.817	0.644
94	1:47.706	1.118	57	1:43.653	0.699	4	1:43.961	0.752	4	1:43.749	0.580	10	1:43.817	0.644
19	1:47.965	1.377	12	1:43.695	0.942	57	1:43.974	0.954	10	1:43.806	0.935	4	1:44.086	0.804
82	1:48.490	1.902	94	1:43.807	1.110	10	1:44.041	1.322	57	1:44.141	1.208	57	1:43.870	1.043
10	1:48.565	1.977	10	1:43.461	1.176	12	1:44.441	1.650	19	1:43.940	2.019	19	1:44.391	2.619
8	1:48.638	2.050	19	1:43.861	1.376	19	1:44.011	1.779	12	1:44.604	2.982	12	1:44.468	4.130
49	1:48.719	2.131	49	1:43.712	1.721	94	1:43.990	1.927	49	1:44.614	3.083	49	1:44.505	4.374
29	1:49.145	2.557	29	1:43.638	2.704	49	1:43.982	2.015	94	1:44.473	3.196	94	1:44.524	4.632
77	1:49.538	2.950	82	1:44.335	4.156	29	1:44.033	3.138	29	1:44.204	3.770	29	1:44.622	5.248
92	1:49.806	3.218	92	1:44.474	4.441	77	1:44.589	5.942	92	1:44.896	8.253	32	1:44.937	10.775
26	1:49.961	3.373	77	1:44.373	4.458	82	1:44.943	6.202	77	1:45.187	8.306	77	1:45.154	10.893
71	1:50.218	3.630	26	1:44.449	4.877	92	1:44.639	6.301	32	1:44.921	8.363	92	1:45.533	11.268
23	1:50.320	3.732	32	1:44.138	4.938	32	1:44.615	6.319	82	1:45.097	9.174	26	1:45.091	11.512
43	1:50.609	4.021	71	1:44.564	5.159	71	1:44.590	6.689	26	1:44.922	9.265	71	1:45.532	12.700
32	1:50.628	4.040	23	1:44.318	5.619	26	1:44.904	6.935	71	1:45.119	9.378	82	1:45.318	12.961
33	1:51.306	4.718	51	1:45.435	7.208	23	1:44.605	7.157	23	1:45.073	9.713	23	1:45.390	13.182
51	1:51.351	4.763	33	1:45.535	7.986	88	1:45.128	10.626	88	1:45.077	12.922	88	1:45.331	15.674
88	1:51.491	4.903	88	1:45.576	8.076	51	1:45.673	11.130	81	1:44.830	14.143	81	1:45.346	16.861
81	1:51.802	5.214	81	1:45.463	8.166	33	1:45.514	11.377	51	1:45.387	14.581	33	1:45.285	17.254
27	1:52.171	5.583	2	1:45.683	8.863	81	1:45.514	11.429	33	1:45.630	14.767	51	1:45.059	17.451
2	1:52.261	5.673	27	1:45.575	9.531	2	1:46.105	13.214	20	1:45.461	17.406	20	1:45.688	20.918
20	1:52.829	6.241	20	1:45.554	10.285	27	1:45.990	13.744	2	1:46.416	18.248	2	1:46.232	22.865
61	1:53.082	6.494	61	1:46.833	12.486	20	1:45.518	13.799	27	1:46.136	18.475	27	1:46.099	23.848
18	1:53.943	7.355	18	1:47.812	15.614	61	1:46.661	18.781	61	1:47.159	25.324	61	1:46.754	31.340
Lap 2			43	2:01.893	23.621	18	1:48.098	24.267	18	1:48.706	33.749	18	1:48.031	42.391
7	1:43.343	Lap 4			Lap 6			Lap 8			Lap 10			
4	1:43.852	0.282	7	1:43.653	7	1:43.829	7	1:43.745	7	1:44.189	44	1:43.992	0.154	
44	1:43.522	0.489	44	1:43.792	0.457	44	1:43.695	0.469	44	1:43.746	0.356	44	1:43.922	0.154
57	1:43.475	0.789	4	1:43.780	0.607	4	1:43.758	0.681	4	1:43.840	0.675	10	1:43.823	0.278
12	1:43.584	0.990	57	1:43.750	0.796	57	1:43.792	0.917	10	1:43.594	0.784	4	1:43.936	0.551
94	1:43.498	1.046	12	1:43.736	1.025	10	1:43.486	0.979	57	1:43.667	1.130	57	1:44.006	0.860
19	1:43.451	1.258	10	1:43.574	1.097	19	1:43.979	1.929	19	1:43.911	2.185	19	1:44.587	3.017
10	1:43.051	1.458	19	1:43.861	1.584	12	1:44.407	2.228	12	1:44.382	3.619	12	1:44.679	4.620
49	1:43.191	1.752	94	1:44.296	1.753	49	1:44.133	2.319	49	1:44.488	3.826	49	1:44.724	4.909
29	1:43.822	2.809	49	1:43.781	1.849	94	1:44.475	2.573	94	1:44.614	4.065	94	1:44.874	5.317
82	1:45.232	3.564	29	1:43.870	2.921	29	1:44.107	3.416	29	1:44.558	4.583	29	1:44.646	5.705
92	1:44.062	3.710	82	1:44.572	5.075	77	1:44.856	6.969	92	1:45.184	9.692	32	1:44.924	11.510
77	1:44.448	3.828	77	1:44.364	5.169	92	1:44.735	7.207	77	1:45.135	9.696	77	1:44.986	11.690
26	1:44.368	4.171	92	1:44.690	5.478	32	1:44.802	7.292	32	1:45.177	9.795	92	1:44.915	11.994
71	1:44.278	4.338	32	1:44.235	5.520	82	1:45.554	7.927	26	1:44.858	10.378	26	1:45.020	12.343
32	1:44.073	4.543	26	1:44.623	5.847	71	1:45.249	8.109	71	1:45.492	11.125	71	1:45.162	13.673
23	1:44.882	5.044	71	1:44.409	5.915	26	1:45.087	8.193	82	1:46.171	11.600	82	1:45.371	14.143
43	1:45.020	5.471	23	1:44.402	6.368	23	1:45.162	8.490	23	1:45.781	11.749	88	1:45.552	17.037
51	1:44.323	5.516	51	1:45.718	9.273	88	1:44.898	11.695	88	1:45.123	14.300	23	1:48.564	17.557
33	1:45.046	6.194	88	1:44.891	9.314	33	1:45.439	12.987	81	1:45.074	15.472	81	1:45.145	17.817
88	1:44.910	6.243	33	1:45.346	9.679	51	1:45.743	13.044	33	1:44.904	15.926	33	1:45.253	18.318
81	1:44.802	6.446	81	1:45.218	9.731	81	1:45.563	13.163	51	1:45.513	16.349	51	1:45.500	18.762
2	1:44.820	6.923	2	1:45.715	10.925	2	1:46.297	15.682	20	1:45.526	19.187	20	1:45.818	22.547
27	1:45.686	7.699	27	1:45.692	11.570	20	1:45.825	15.795	2	1:46.087	20.590	2	1:46.604	25.280
20	1:45.803	8.474												



Moto2 Ech 2026

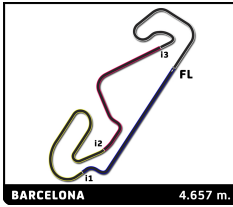
FIM MOTO JUNIOR CIRCUIT DE BARCELONA - CATALUNYA

Race 2 Moto2

Sector Analysis

Revised

_ Invalidated Lap							■ Personal Best	■ Session Best	B Crossing the pit lane						
Lap	Time	Sector 1	Sector 2	Sector 3	Sector 4	T.Sp	Lap	Time	Sector 1	Sector 2	Sector 3	Sector 4	T.Sp		
7 Dennis FOGGIA ITA															
team Ciatti - Boscoscuro							BOSCOSCURO								
1	1:46.815	21.349	33.756	19.817	31.893		1	1:47.472	21.769	33.840	19.834	32.029			
2	1:43.343	18.048	33.513	19.808	31.974	293.8	2	1:43.475	18.062	33.550	19.739	32.124	289.9		
3	1:43.743	18.128	33.695	19.794	32.126	287.6	3	1:43.653	18.129	33.652	19.809	32.063	290.7		
4	1:43.653	18.045	33.733	19.785	32.090	287.6	4	1:43.750	18.075	33.697	19.854	32.124	293.8		
5	1:43.816	18.109	33.723	19.858	32.126	287.6	5	1:43.974	18.091	33.930	19.810	32.143	293.0		
6	1:43.829	18.065	33.839	19.816	32.109	286.9	6	1:43.792	18.087	33.736	19.810	32.159	293.8		
7	1:43.850	18.062	33.788	19.825	32.175	287.6	7	1:44.141	18.228	34.058	19.795	32.060	290.7		
8	1:43.745	18.043	33.777	19.779	32.146	289.1	8	1:43.667	17.990	33.661	19.801	32.215	290.7		
9	1:43.957	18.056	33.762	19.850	32.289	288.4	9	1:43.870	18.093	33.692	19.759	32.326	289.9		
10	1:44.189	18.064	33.902	19.888	32.335	288.4	10	1:44.006	18.116	33.952	19.777	32.161	292.3		
11	1:44.014	18.129	33.741	19.854	32.290	288.4	11	1:43.979	18.070	33.901	19.844	32.164	291.5		
12	1:44.231	18.101	33.885	19.887	32.358	287.6	12	1:44.180	18.073	33.874	20.015	32.218	291.5		
13	1:44.527	18.094	33.905	19.954	32.574	286.9	13	1:44.239	18.073	34.056	19.942	32.259	295.4		
14	1:44.350	18.277	33.858	19.897	32.318	288.4	14	1:44.258	18.148	33.894	19.872	32.344	291.5		
15	1:44.247	18.135	33.867	19.930	32.315	289.9	15	1:44.510	18.314	33.971	19.918	32.307	286.9		
10 Unai ORRADRE ESP															
Momoven Racing							KALEX								
1	1:48.565	22.452	34.001	19.926	32.186		1	1:46.588	21.181	33.722	19.709	31.976			
2	1:43.051	17.985	33.374	19.636	32.056	293.8	2	1:43.852	18.007	33.607	19.736	32.502	289.1		
3	1:43.461	18.201	33.505	19.869	31.886	295.4	3	1:43.941	18.335	33.707	19.809	32.090	285.4		
4	1:43.574	18.134	33.612	19.826	32.002	294.6	4	1:43.780	18.100	33.735	19.814	32.131	284.6		
5	1:44.041	18.289	33.800	19.890	32.062	293.0	5	1:43.961	18.167	33.842	19.820	32.132	289.1		
6	1:43.486	18.013	33.604	19.818	32.051	289.9	6	1:43.758	18.092	33.696	19.840	32.130	286.1		
7	1:43.806	18.096	34.004	19.730	31.976	293.8	7	1:43.749	18.088	33.813	19.819	32.029	289.9		
8	1:43.594	17.942	33.743	19.831	32.078	293.0	8	1:43.840	18.046	33.867	19.818	32.109	293.0		
9	1:43.817	18.021	33.645	19.837	32.314	292.3	9	1:44.086	18.226	33.742	19.815	32.303	291.5		
10	1:43.823	18.068	33.743	19.817	32.195	289.1	10	1:43.936	18.141	33.799	19.798	32.198	283.9		
11	1:44.125	18.214	33.986	19.814	32.111	289.1	11	1:44.107	18.120	33.964	19.836	32.187	286.9		
12	1:44.002	18.103	33.764	19.928	32.207	293.0	12	1:44.225	18.077	33.842	19.957	32.349	292.3		
13	1:44.494	18.327	33.744	19.958	32.465	288.4	13	1:44.592	18.166	34.023	20.046	32.357	288.4		
14	1:43.857	18.039	33.691	19.860	32.267	293.0	14	1:44.561	18.115	33.989	19.924	32.533	288.4		
15	1:44.368	18.363	33.709	19.993	32.303	280.9	15	1:45.640	18.279	34.470	20.053	32.838	285.4		
44 Milan PAWELEC POL															
AGR TEAM							KALEX								
1	1:47.125	21.678	33.707	19.804	31.936		1	1:47.965	22.187	33.929	19.878	31.971			
2	1:43.522	18.072	33.614	19.770	32.066	293.8	2	1:43.451	18.124	33.565	19.715	32.047	289.9		
3	1:43.572	18.054	33.650	19.842	32.026	294.6	3	1:43.861	18.232	33.646	19.919	32.064	293.0		
4	1:43.792	18.102	33.730	19.811	32.149	291.5	4	1:43.861	18.107	33.815	19.851	32.088	293.8		
5	1:43.962	18.178	33.815	19.795	32.174	291.5	5	1:44.011	18.142	33.630	19.949	32.290	289.1		
6	1:43.695	18.086	33.678	19.838	32.093	289.9	6	1:43.979	18.199	33.731	19.880	32.169	294.6		
7	1:43.736	18.102	33.740	19.763	32.131	289.9	7	1:43.940	18.161	33.631	19.855	32.293	285.4		
8	1:43.746	18.112	33.821	19.766	32.047	291.5	8	1:43.911	18.144	33.717	19.874	32.176	286.1		
9	1:43.952	18.106	33.822	19.866	32.158	291.5	9	1:44.391	18.203	33.816	19.937	32.435	286.9		
10	1:43.992	18.116	33.773	19.785	32.318	291.5	10	1:44.587	18.165	33.937	19.960	32.525	285.4		
11	1:44.085	18.226	33.828	19.857	32.174	290.7	11	1:44.351	18.197	33.836	19.877	32.441	285.4		
12	1:44.331	18.124	33.999	19.974	32.234	289.9	12	1:44.752	18.275	33.904	19.975	32.598	284.6		
13	1:44.466	18.187	34.037	19.936	32.306	292.3	13	1:44.942	18.248	33.941	19.990	32.763	283.1		
14	1:44.580	18.191	34.221	19.853	32.315	289.9	14	1:45.070	18.285	34.048	20.051	32.686	285.4		
15	1:43.852	18.056	33.834	19.800	32.162	290.7	15	1:45.156	18.342	34.050	20.060	32.704	283.1		
57 Javier PALOMERA ESP															
TEAM STYLOBIKE YAMAHA PHILIPPINE							KALEX								
1	1:47.564	21.880	33.834	19.878	31.972		1	1:47.564	21.880	33.834	19.878	31.972			
2	1:43.584	18.095	33.565	19.828	32.096	295.4	2	1:43.584	18.095	33.565	19.828	32.096	295.4		
3	1:43.695	18.184	33.602	19.823	32.086	297.0	3	1:43.695	18.184	33.602	19.823	32.086	297.0		
4 Eric FERNANDEZ ESP															
Fau55TeyRacing							BOSCOSCURO								
1	1:46.588	21.181	33.722	19.709	31.976		1	1:46.588	21.181	33.722	19.709	31.976			
2	1:43.852	18.007	33.607	19.736	32.502	289.1	2	1:43.852	18.007	33.607	19.736	32.502	289.1		
3	1:43.941	18.335	33.707	19.809	32.090	285.4	3	1:43.941	18.335	33.707	19.809	32.090	285.4		
4	1:43.780	18.100	33.735	19.814	32.131	284.6	4	1:43.780	18.100	33.735	19.814	32.131	284.6		
5	1:43.961	18.167	33.842	19.820	32.132	289.1	5	1:43.961	18.167	33.842	19.820	32.132	289.1		
6	1:43.758	18.092	33.696	19.840	32.130	286.1	6	1:43.758	18.092	33.696	19.840	32.130	286.1		
7	1:43.749	18.088	33.813	19.819	32.029	289.9	7	1:43.749	18.088	33.813	19.819	32.029	289.9		
8	1:43.840	18.046	33.867	19.818	32.109	293.0	8	1:43.840	18.046	33.867	19.818	32.109	293.0		
9	1:44.086	18.226	33.742	19.815	32.303	291.5	9	1:44.086	18.226	33.742	19.815	32.303	291.5		
10	1:43.936	18.141	33.799	19.798	32.198	283.9	10	1:43.936	18.141	33.799	19.798	32.198	283.9		
11	1:44.107	18.120	33.964	19.836	32.187	286.9	11	1:44.107	18.120	33.964	19.836	32.187	286.9		
12	1:44.225	18.077	33.842	19.957	32.349	292.3	12	1:44.225	18.077	33.842	19.957	32.349	292.3		
13	1:44.592	18.166	34.023	20.046	32.357	288.4	13	1:44.592	18.166	34.023	20.046	32.357	288.4		
14	1:44.561	18.115	33.989	19.924	32.533	288.4	14	1:44.561	18.115	33.989	19.924	32.533	288.4		
15	1:45.640	18.279	34.470	20.053	32.838	285.4	15	1:45.640	18.279	34.470	20.053	32.838	285.4		
19 Alessandro MOROSI ITA															
EAGLE-1							KALEX								
1	1:47.965	22.187	33.929	19.878	31.971		1	1:47.965	22.187	33.929	19.878	31.971			
2	1:43.451	18.124	33.565	19.715	32.047	289.9	2	1:43.451	18.124	33.565	19.715	32.047	289.9		
3	1:43.861	18.232	33.646	19.919	32.064	293.0	3	1:43.861	18.232	33.646	19.919	32.064	293.0		
4	1:43.861	18.107	33.815	19.851	32.088	293.8	4	1:43.861	18.107	33.815	19.851	32.088	293.8		
5	1:44.011	18.142	33.630	19.949	32.290	289.1	5	1:44.011	18.142	33.630	19.949	32.290	289.1		
6	1:43.979	18.199	33.731	19.880	32.169	294.6	6	1:43.979	18.199	33.731	19.880	32.169	294.6		
7	1:43.940	18.161	33.631	19.855	32.293	285.4	7	1:43.940	18.161	33.631	19.855	32.293	285.4		
8	1:43.911	18.144	33.717	19.874	32.176	286.1	8	1:43.911	18.						



Moto2 Ech 2026

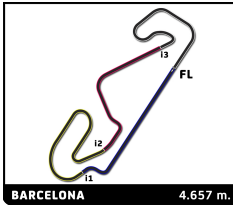
FIM MOTO JUNIOR CIRCUIT DE BARCELONA - CATALUNYA

Race 2 Moto2

Sector Analysis

Revised

_ Invalidated Lap							■ Personal Best	■ Session Best	B Crossing the pit lane					
Lap	Time	Sector 1	Sector 2	Sector 3	Sector 4	T.Sp	Lap	Time	Sector 1	Sector 2	Sector 3	Sector 4	T.Sp	
4	1:43.736	18.086	33.739	19.796	32.115	294.6	7	1:44.896	18.280	34.079	19.970	32.567	289.9	
5	1:44.441	18.177	33.884	19.839	32.541	293.8	8	1:45.184	18.184	34.196	20.107	32.697	288.4	
6	1:44.407	18.144	34.121	19.926	32.216	290.7	9	1:45.533	18.626	34.204	20.071	32.632	286.1	
7	1:44.604	18.477	33.935	19.866	32.326	292.3	10	1:44.915	18.247	34.145	19.950	32.573	289.1	
8	1:44.382	18.250	33.850	19.877	32.405	290.7	11	1:45.166	18.215	34.197	20.111	32.643	289.9	
9	1:44.468	18.283	33.879	19.831	32.475	288.4	12	1:45.014	18.201	34.241	20.041	32.531	289.1	
10	1:44.679	18.303	33.984	19.892	32.500	289.1	13	1:45.265	18.262	34.204	20.160	32.639	288.4	
11	1:44.729	18.148	34.036	19.940	32.605	288.4	14	1:45.377	18.419	34.263	20.108	32.587	293.0	
12	1:45.043	18.427	34.117	19.986	32.513	289.1	15	1:45.555	18.337	34.290	20.191	32.737	286.9	
13	1:44.800	18.294	33.922	19.984	32.600	290.7								
14	1:45.094	18.330	34.064	20.059	32.641	292.3								
15	1:45.653	18.748	34.270	19.983	32.652	288.4								
49	Francesco MONGIARDO						ITA							
	MMR							KALEX						
1	1:48.719	22.624	34.281	19.924	31.890		1	1:49.538	22.814	34.430	20.040	32.254		
2	1:43.191	18.218	33.639	19.699	31.635	286.1	2	1:44.448	18.239	33.713	19.811	32.685	293.8	
3	1:43.712	18.258	33.632	19.841	31.981	293.0	3	1:44.373	18.299	33.885	19.851	32.338	289.1	
4	1:43.781	18.079	33.756	19.885	32.061	293.0	4	1:44.364	18.187	33.856	19.872	32.449	285.4	
5	1:43.982	18.212	33.730	19.893	32.147	282.4	5	1:44.589	18.137	33.967	20.027	32.458	290.7	
6	1:44.133	18.265	33.851	19.901	32.116	282.4	6	1:44.856	18.304	34.005	20.024	32.523	286.1	
7	1:44.614	18.273	33.792	19.898	32.651	280.2	7	1:45.187	18.347	33.932	20.393	32.515	286.1	
8	1:44.488	18.351	34.026	19.886	32.225	278.8	8	1:45.135	18.296	34.144	20.155	32.540	289.1	
9	1:44.505	18.362	33.982	19.900	32.261	280.9	9	1:45.154	18.292	34.010	20.188	32.664	286.9	
10	1:44.724	18.319	34.014	19.944	32.447	289.9	10	1:44.986	18.410	34.017	20.052	32.507	284.6	
11	1:44.530	18.162	34.045	19.990	32.333	289.9	11	1:44.990	18.365	34.015	20.143	32.467	289.9	
12	1:44.583	18.212	33.971	19.960	32.440	288.4	12	1:45.088	18.258	34.056	20.103	32.671	289.1	
13	1:45.034	18.325	34.003	20.073	32.633	284.6	13	1:45.361	18.372	34.084	20.205	32.700	286.1	
14	1:45.351	18.296	34.205	20.272	32.578	287.6	14	1:45.481	18.395	34.203	20.183	32.700	286.9	
15	1:46.083	18.548	34.653	20.004	32.878	287.6	15	1:45.206	18.381	34.030	20.104	32.691	284.6	
77	Johan GIMBERT						FRA							
	TOP SURFACE ASPAR TEAM													
	KALEX													
32	Marcos LUDEÑA						ESP							
	MDR COMPETICION													
	KALEX													
1	1:50.628	23.305	34.859	20.241	32.223		1	1:50.628	23.305	34.859	20.241	32.223		
2	1:44.073	18.192	33.987	19.952	31.942	292.3	2	1:44.073	18.192	33.987	19.952	31.942	292.3	
3	1:44.138	18.300	33.632	19.959	32.247	289.9	3	1:44.138	18.300	33.632	19.959	32.247	289.9	
4	1:44.235	18.099	33.968	20.032	32.136	286.9	4	1:44.235	18.099	33.968	20.032	32.136	286.9	
5	1:44.615	18.283	34.070	19.972	32.290	287.6	5	1:44.615	18.283	34.070	19.972	32.290	287.6	
6	1:44.802	18.547	34.037	20.013	32.205	291.5	6	1:44.802	18.547	34.037	20.013	32.205	291.5	
7	1:44.921	18.361	34.125	19.970	32.465	286.1	7	1:44.921	18.361	34.125	19.970	32.465	286.1	
8	1:45.177	18.421	34.192	20.142	32.422	283.9	8	1:45.177	18.421	34.192	20.142	32.422	283.9	
9	1:44.937	18.354	34.112	20.011	32.460	284.6	9	1:44.937	18.354	34.112	20.011	32.460	284.6	
10	1:44.924	18.312	34.042	20.055	32.515	283.9	10	1:44.924	18.312	34.042	20.055	32.515	283.9	
11	1:45.007	18.325	34.040	20.138	32.504	282.4	11	1:45.007	18.325	34.040	20.138	32.504	282.4	
12	1:45.328	18.570	34.127	20.111	32.520	280.2	12	1:45.328	18.570	34.127	20.111	32.520	280.2	
13	1:45.377	18.437	34.175	20.100	32.665	281.7	13	1:45.377	18.437	34.175	20.100	32.665	281.7	
14	1:45.630	18.445	34.255	20.144	32.786	283.1	14	1:45.630	18.445	34.255	20.144	32.786	283.1	
15	1:45.559	18.503	34.243	20.131	32.682	283.1	15	1:45.559	18.503	34.243	20.131	32.682	283.1	
26	Jonathan NAHLOUS						AUS							
	AGR TEAM													
	KALEX													
1	1:49.961	22.755	34.780	20.076	32.350		1	1:49.961	22.755	34.780	20.076	32.350		
2	1:44.368	18.263	33.831	19.961	32.313	293.0	2	1:44.368	18.263	33.831	19.961	32.313	293.0	
3	1:44.449	18.269	33.890	19.895	32.395	287.6	3	1:44.449	18.269	33.890	19.895	32.395	287.6	
4	1:44.623	18.304	34.025	19.963	32.331	286.9	4	1:44.623	18.304	34.025	19.963	32.331	286.9	
5	1:44.904	18.472	34.059	20.074	32.299	283.9	5	1:44.904	18.472	34.059	20.074	32.299	283.9	
6	1:45.087	18.274	34.229	20.171	32.413	290.7	6	1:45.087	18.274	34.229	20.171	32.413	290.7	
7	1:44.922	18.161	34.120	20.096	32.545	290.7	7	1:44.922	18.161	34.120	20.096	32.545	290.7	
8	1:44.858	18.347	34.101	20.017	32.393	291.5	8	1:44.858	18.347	34.101	20.017	32.393	291.5	
9	1:45.091	18.378	34.128	20.069	32.516	283.9	9	1:45.091	18.378	34.128	20.069	32.516	283.9	
92	Rossi MOOR						HUN							
	RM92 Racing Team													
	KALEX													
1	1:49.806	22.723	34.445	20.115	32.523		1	1:49.806	22.723	34.445	20.115	32.523		
2	1:44.062	18.194	33.719	19.879	32.270	290.7	2	1:44.062	18.194	33.719	19.879	32.270	290.7	
3	1:44.474	18.194	33.903	20.049	32.328	293.8	3	1:44.474	18.194	33.903	20.049	32.328	293.8	
4	1:44.690	18.384	34.029	19.938	32.339	286.9	4	1:44.690	18.384	34.029	19.938	32.339	286.9	
5	1:44.639	18.127	34.082	19.985	32.445	292.3	5	1:44.639	18.127	34.082	19.985	32.445	292.3	
6	1:44.735	18.256	33.969	20.039	32.471	296.2	6	1:44.735	18.256	33.969	20.039	32.471	296.2	



Moto2 Ech 2026

FIM MOTO JUNIOR CIRCUIT DE BARCELONA - CATALUNYA

Race 2 Moto2

Sector Analysis

Revised

— Invalidated Lap ■ Personal Best ■ Session Best B Crossing the pit lane

Lap	Time	Sector 1	Sector 2	Sector 3	Sector 4	T.Sp
10	1:45.020	18.302	34.170	20.024	32.524	289.1
11	1:45.338	18.333	34.152	20.119	32.734	286.1
12	1:45.580	18.402	34.354	20.148	32.676	285.4
13	1:45.453	18.359	34.276	20.060	32.758	285.4
14	1:45.606	18.478	34.340	20.104	32.684	286.1
15	1:45.537	18.444	34.295	20.063	32.735	284.6

71 Ruben ROMERO ESP
SF Racing KALEX

Lap	Time	Sector 1	Sector 2	Sector 3	Sector 4	T.Sp
1	1:50.218	22.921	34.920	19.979	32.398	
2	1:44.278	18.257	33.961	19.887	32.173	289.1
3	1:44.564	18.360	33.969	19.887	32.348	286.9
4	1:44.409	18.289	33.985	19.927	32.208	291.5
5	1:44.590	18.164	34.028	20.021	32.377	289.9
6	1:45.249	18.329	34.269	20.088	32.563	287.6
7	1:45.119	18.431	34.044	20.075	32.569	285.4
8	1:45.492	18.631	34.153	20.125	32.583	288.4
9	1:45.532	18.463	34.366	20.147	32.556	284.6
10	1:45.162	18.305	34.086	20.086	32.685	283.9
11	1:45.435	18.406	34.282	20.078	32.669	283.1
12	1:45.811	18.465	34.394	20.185	32.767	283.9
13	1:45.760	18.408	34.340	20.154	32.858	282.4
14	1:45.860	18.345	34.446	20.221	32.848	283.9
15	1:46.576	18.542	34.564	20.368	33.102	281.7

82 Stefano NEPA ITA
Klint Racing Team Face FORWARD

Lap	Time	Sector 1	Sector 2	Sector 3	Sector 4	T.Sp
1	1:48.490	22.306	34.000	19.955	32.229	
2	1:45.232	18.512	34.325	19.904	32.491	289.9
3	1:44.335	18.143	33.820	20.022	32.350	289.9
4	1:44.572	18.268	33.873	19.971	32.460	287.6
5	1:44.943	18.410	34.019	20.023	32.491	286.1
6	1:45.554	18.563	34.345	20.138	32.508	291.5
7	1:45.097	18.251	34.150	20.118	32.578	289.9
8	1:46.171	18.827	34.591	20.183	32.570	291.5
9	1:45.318	18.326	34.224	20.122	32.646	289.1
10	1:45.371	18.341	34.215	20.064	32.751	289.1
11	1:46.478	18.862	34.527	20.168	32.921	289.9
12	1:46.303	18.418	34.475	20.337	33.073	285.4
13	1:46.009	18.351	34.423	20.173	33.062	286.1
14	1:46.096	18.359	34.536	20.251	32.950	285.4
15	1:46.416	18.490	34.537	20.244	33.145	285.4

81 Joan SANTOS ESP
TOP SURFACE ASPAR TEAM KALEX

Lap	Time	Sector 1	Sector 2	Sector 3	Sector 4	T.Sp
1	1:51.802	23.411	35.429	20.430	32.532	
2	1:44.802	18.384	33.987	20.113	32.318	291.5
3	1:45.463	18.363	34.201	20.027	32.872	293.0
4	1:45.218	18.538	34.214	19.982	32.484	293.0
5	1:45.514	18.605	34.215	20.170	32.524	285.4
6	1:45.563	18.517	34.274	20.171	32.601	283.1
7	1:44.830	18.290	34.084	20.015	32.441	286.9
8	1:45.074	18.359	34.045	20.123	32.547	285.4
9	1:45.346	18.288	34.386	20.100	32.572	286.9
10	1:45.145	18.389	34.161	20.032	32.563	286.1
11	1:45.432	18.471	34.214	20.131	32.616	287.6
12	1:45.612	18.285	34.241	20.278	32.808	283.9

Lap	Time	Sector 1	Sector 2	Sector 3	Sector 4	T.Sp
13	1:45.993	18.498	34.331	20.200	32.964	288.4
14	1:45.896	18.378	34.328	20.326	32.864	284.6
15	1:46.121	18.407	34.505	20.300	32.909	282.4

33 Pier Francesco VENTURINI ITA
AC RACING TEAM BOSCOSCURO

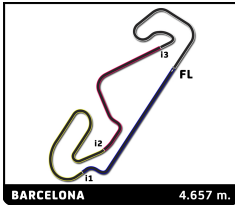
Lap	Time	Sector 1	Sector 2	Sector 3	Sector 4	T.Sp
1	1:51.306	23.138	35.182	20.308	32.678	
2	1:45.046	18.237	34.293	20.108	32.408	292.3
3	1:45.535	18.230	34.293	20.040	32.972	289.9
4	1:45.346	18.519	34.155	20.079	32.593	292.3
5	1:45.514	18.364	34.312	20.188	32.650	295.4
6	1:45.439	18.270	34.247	20.222	32.700	294.6
7	1:45.630	18.285	34.730	20.115	32.500	290.7
8	1:44.904	18.121	34.066	20.086	32.631	292.3
9	1:45.285	18.251	34.201	20.215	32.618	291.5
10	1:45.253	18.238	34.204	20.144	32.667	292.3
11	1:45.611	18.280	34.308	20.210	32.813	292.3
12	1:45.545	18.353	34.321	20.124	32.747	291.5
13	1:45.683	18.367	34.249	20.159	32.908	293.0
14	1:46.119	18.405	34.368	20.252	33.094	295.4
15	1:45.696	18.464	34.268	20.249	32.715	294.6

88 Marcos URIARTE ESP
GV EBC RACING BOSCOSCURO

Lap	Time	Sector 1	Sector 2	Sector 3	Sector 4	T.Sp
1	1:51.491	23.407	35.334	20.349	32.401	
2	1:44.910	18.480	33.997	20.125	32.308	287.6
3	1:45.576	18.381	34.233	20.031	32.931	291.5
4	1:44.891	18.339	33.938	20.021	32.593	294.6
5	1:45.128	18.318	34.004	20.173	32.633	287.6
6	1:44.898	18.291	34.020	20.120	32.467	286.9
7	1:45.077	18.243	34.155	20.128	32.551	289.1
8	1:45.123	18.223	34.109	20.168	32.623	289.1
9	1:45.331	18.236	34.155	20.238	32.702	289.9
10	1:45.552	18.302	34.255	20.185	32.810	289.9
11	1:45.633	18.409	34.234	20.206	32.784	288.4
12	1:46.069	18.430	34.419	20.290	32.930	286.9
13	1:45.971	18.424	34.320	20.255	32.972	286.9
14	1:46.351	18.354	34.355	20.319	33.323	289.1
15	1:46.775	18.758	34.526	20.453	33.038	289.1

51 Juan Pablo URIOSTEGUI MEX
MMR KALEX

Lap	Time	Sector 1	Sector 2	Sector 3	Sector 4	T.Sp
1	1:51.351	23.632	34.971	20.209	32.539	
2	1:44.323	18.461	33.723	19.865	32.274	287.6
3	1:45.435	18.510	34.074	20.129	32.722	283.1
4	1:45.718	18.619	34.123	20.284	32.692	285.4
5	1:45.673	18.946	33.983	20.152	32.592	282.4
6	1:45.743	18.685	34.232	20.225	32.601	282.4
7	1:45.387	18.594	34.184	20.132	32.477	283.9
8	1:45.513	18.678	34.072	20.257	32.506	283.9
9	1:45.059	18.405	34.006	20.138	32.510	286.1
10	1:45.500	18.544	34.036	20.253	32.667	282.4
11	1:45.354	18.581	34.021	20.105	32.647	285.4
12	1:45.984	18.469	34.230	20.203	33.082	285.4
13	1:47.368	18.650	34.157	20.245	34.316	282.4
14	1:47.655	19.199	34.615	20.622	33.219	280.2
15	1:47.628	18.884	34.730	20.766	33.248	280.2



Moto2 Ech 2026

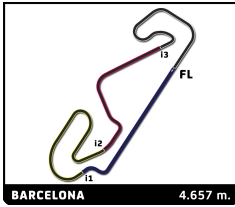
FIM MOTO JUNIOR CIRCUIT DE BARCELONA - CATALUNYA

Race 2 Moto2

Sector Analysis

Revised

Legend: — Invalidated Lap ■ Personal Best ■ Session Best ■ B Crossing the pit lane															
Lap	Time	Sector 1	Sector 2	Sector 3	Sector 4	T.Sp	Lap	Time	Sector 1	Sector 2	Sector 3	Sector 4	T.Sp		
20	Owen VAN TRIGT						NED	1	1:53.082	24.038	35.494	20.726	32.824		
	AGR TEAM						KALEX	2	1:46.472	18.625	34.455	20.378	33.014	280.9	
1	1:52.829	23.913	35.415	20.634	32.867		3	1:46.833	18.799	34.595	20.366	33.073	285.4		
2	1:45.803	18.557	34.347	20.236	32.663	289.9	4	1:47.103	18.766	34.671	20.535	33.131	282.4		
3	1:45.554	18.453	34.268	20.163	32.670	289.1	5	1:46.661	18.746	34.520	20.426	32.969	280.9		
4	1:45.465	18.442	34.213	20.198	32.612	292.3	6	1:47.063	18.768	34.749	20.487	33.059	278.8		
5	1:45.518	18.383	34.241	20.208	32.686	292.3	7	1:47.159	18.917	34.593	20.651	32.998	279.5		
6	1:45.825	18.457	34.173	20.360	32.835	286.9	8	1:46.964	18.715	34.647	20.542	33.060	279.5		
7	1:45.461	18.306	34.226	20.164	32.765	289.1	9	1:46.754	18.657	34.522	20.477	33.098	279.5		
8	1:45.526	18.408	34.218	20.160	32.740	286.9	10	1:46.851	18.676	34.574	20.464	33.137	278.8		
9	1:45.688	18.381	34.300	20.194	32.813	284.6	11	1:47.185	18.736	34.586	20.550	33.313	278.8		
10	1:45.818	18.410	34.384	20.180	32.844	286.9	12	1:47.100	18.822	34.606	20.471	33.201	278.1		
11	1:46.160	18.485	34.467	20.214	32.994	285.4	13	1:47.675	18.857	34.740	20.590	33.488	278.1		
12	1:46.048	18.413	34.373	20.154	33.108	284.6	14	1:47.792	18.956	34.830	20.567	33.439	279.5		
13	1:46.290	18.598	34.454	20.174	33.064	284.6	15	1:48.280	19.051	34.963	20.657	33.609	277.3		
14	1:45.970	18.475	34.455	20.178	32.862	285.4									
15	1:45.791	18.420	34.293	20.129	32.949	285.4									
27	Max TOTH						USA	18	Jona EISENKOLB						GER
	CARDOSO RACING						KALEX		F. Koch Rennsport						KALEX
1	1:52.171	23.792	35.420	20.424	32.535		1	1:53.943	24.246	35.645	20.734	33.318			
2	1:45.686	18.514	34.253	20.247	32.672	288.4	2	1:47.760	18.562	34.913	20.586	33.699	288.4		
3	1:45.575	18.335	34.272	20.219	32.749	286.1	3	1:47.812	18.685	34.964	20.650	33.513	285.4		
4	1:45.692	18.419	34.304	20.320	32.649	286.1	4	1:48.024	18.763	34.985	20.714	33.562	283.9		
5	1:45.990	18.271	34.356	20.481	32.882	285.4	5	1:48.098	18.661	35.156	20.575	33.706	282.4		
6	1:46.274	18.737	34.334	20.329	32.874	283.1	6	1:48.455	18.996	35.000	20.645	33.814	280.2		
7	1:46.136	18.465	34.457	20.373	32.841	285.4	7	1:48.706	18.778	35.261	20.870	33.797	280.9		
8	1:46.976	19.240	34.488	20.419	32.829	289.1	8	1:48.313	18.920	35.093	20.707	33.593	279.5		
9	1:46.099	18.489	34.437	20.314	32.859	283.9	9	1:48.031	18.673	35.019	20.754	33.585	281.7		
10	1:46.121	18.514	34.440	20.358	32.809	282.4	10	1:48.833	18.901	35.257	20.855	33.820	278.8		
11	1:46.459	18.535	34.468	20.352	33.104	283.1	11	1:49.428	18.921	35.304	20.905	34.298	277.3		
12	1:47.204	19.023	34.754	20.364	33.063	279.5	12	1:49.518	19.025	35.318	20.927	34.248	277.3		
13	1:46.710	18.634	34.605	20.388	33.083	280.9	13	1:48.923	19.069	35.316	20.701	33.837	277.3		
14	1:46.473	18.543	34.569	20.363	32.998	281.7	14	1:48.874	19.009	35.265	20.813	33.787	275.9		
15	1:46.394	18.513	34.492	20.396	32.993	280.9	15	1:48.469	18.783	35.119	20.694	33.873	278.1		
2	Declan VAN ROSMALEN						AUS	23	David REAL						ESP
	EAGLE-1						KALEX		TEAM STYLOBIKE YAMAHA PHILIPPINE						KALEX
1	1:52.261	23.684	35.524	20.518	32.535		1	1:50.320	23.103	34.559	20.022	32.636			
2	1:44.820	18.264	33.958	20.193	32.405	292.3	2	1:44.882	18.303	33.998	19.997	32.584	292.3		
3	1:45.683	18.420	34.298	20.187	32.778	289.1	3	1:44.318	18.220	33.898	19.964	32.236	289.1		
4	1:45.715	18.500	34.163	20.285	32.767	286.9	4	1:44.402	18.169	34.021	19.940	32.272	289.9		
5	1:46.105	18.483	34.417	20.323	32.882	285.4	5	1:44.605	18.253	34.015	19.958	32.379	287.6		
6	1:46.297	18.695	34.401	20.359	32.842	279.5	6	1:45.162	18.402	34.111	20.199	32.450	287.6		
7	1:46.416	18.711	34.446	20.431	32.828	282.4	7	1:45.073	18.344	34.123	20.197	32.409	284.6		
8	1:46.087	18.436	34.286	20.376	32.989	283.1	8	1:45.781	18.433	34.579	20.162	32.607	289.9		
9	1:46.232	18.531	34.427	20.398	32.876	283.9	9	1:45.390	18.420	34.280	20.041	32.649	286.1		
10	1:46.604	18.638	34.540	20.419	33.007	281.7	10	1:48.564	18.424	34.440	20.256	35.444	284.6		
11	1:47.019	18.610	34.673	20.409	33.327	280.9	11	2:14.775B	20.345	38.376	21.022	55.032	283.1		
12	1:47.360	18.733	34.739	20.450	33.438	278.8									
13	1:47.022	18.762	34.700	20.374	33.186	282.4									
14	1:46.964	18.509	34.678	20.484	33.293	283.1									
15	1:48.117	18.815	34.824	20.755	33.723	280.2									
61	Javier DEL OLMO						ESP	94	Facundo LLAMBIAS						URU
	JDO RACING TEAM						KALEX		Team Estrella Galicia 0						KALEX
1	1:47.706	22.047	33.841	19.910	31.908		1	1:47.706	22.047	33.841	19.910	31.908			
2	1:43.498	18.145	33.572	19.812	31.969	292.3	2	1:43.498	18.145	33.572	19.812	31.969	292.3		
3	1:43.807	18.289	33.614	19.863	32.041	292.3	3	1:43.807	18.289	33.614	19.863	32.041	292.3		
4	1:44.296	18.159	33.995	20.082	32.060	293.0	4	1:44.296	18.159	33.995	20.082	32.060	293.0		
5	1:43.990	18.145	33.689	19.910	32.246	292.3	5	1:43.990	18.145	33.689	19.910	32.246	292.3		
6	1:44.475	18.479	33.935	19.889	32.172	291.5	6	1:44.475	18.479	33.935	19.889	32.172	291.5		
7	1:44.473	18.301	33.897	19.880	32.395	289.1	7	1:44.473	18.301	33.897	19.880	32.395	289.1		



Moto2 Ech 2026

FIM MOTO JUNIOR CIRCUIT DE BARCELONA - CATALUNYA

Race 2 Moto2

Sector Analysis

Revised

— Invalidated Lap
 ■ Personal Best
 ■ Session Best
 B Crossing the pit lane

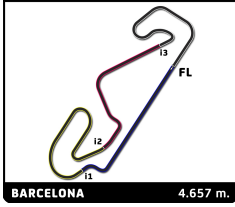
Lap	Time	Sector 1	Sector 2	Sector 3	Sector 4	T.Sp	Lap	Time	Sector 1	Sector 2	Sector 3	Sector 4	T.Sp
8	1:44.614	18.343	34.037	19.911	32.323	290.7							
9	1:44.524	18.375	33.900	19.877	32.372	289.9							
10	1:44.874	18.351	34.046	19.964	32.513	289.9							
11	9:31.949 B	18.295	34.031	19.959	8:19.664	289.9							

43 **Amanuel David BRINTON** GBR
 PROMORACING FACTORY TEAM KALEX

1	1:50.609	23.547	34.573	20.085	32.404	
2	1:45.020	18.389	34.075	20.031	32.525	293.8
3	2:01.893 B	18.272	34.073	20.447	49.101	284.6

8 **Marco TAPIA** ESP
 Fau55TeyRacing BOSCOSCURO

1	1:48.638	22.588	34.079	19.918	32.053	
---	----------	--------	--------	--------	--------	--

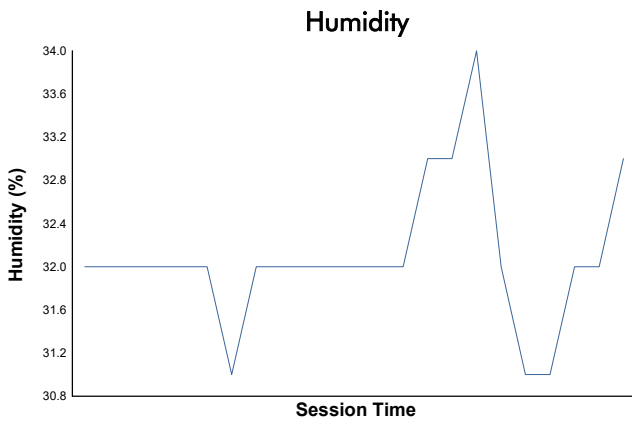
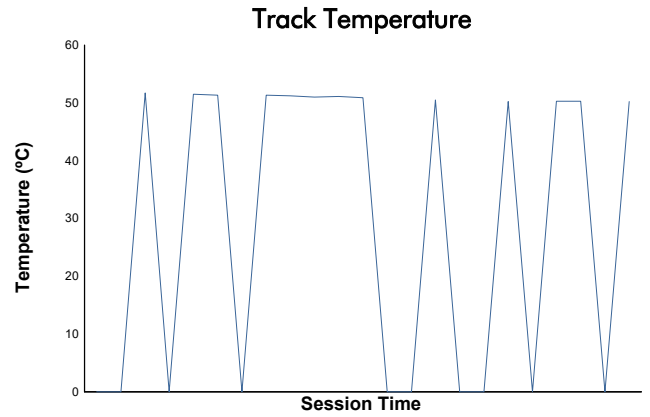
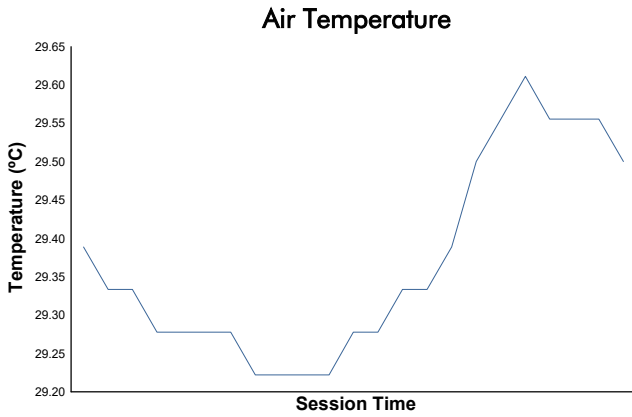


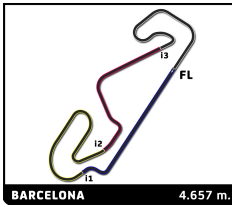
FIM MOTO JUNIOR CIRCUIT DE BARCELONA CATALUNYA Revised

Moto2 Ech 2026

Race 2 Moto2

Weather Report





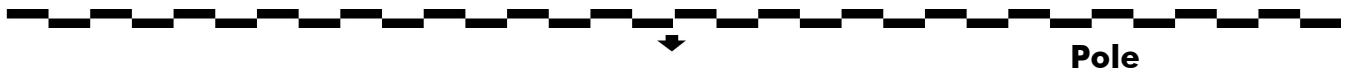
Moto2 Ech 2026

FIM MOTO JUNIOR CIRCUIT DE BARCELONA - CATALUNYA

Race 2 Moto2 (15 Laps, 69.9 km.)

Starting Grid

2 D. VAN ROSMALEN 27	61 J. DEL OLMO 26	18 J. EISENKOLB 28	10
27 M. TOTH 24	20 O. VAN TRIGT 23	51 J. URIOSTEGUI 25	9
23 D. REAL 21	43 A. BRINTON 20	33 P. VENTURINI 22	8
32 M. LUDENA 18	81 J. SANTOS 17	88 M. URIARTE 19	7
77 J. GIMBERT 15	92 R. MOOR 14	26 J. NAHLOUS 16	6
82 S. NEPA 12	8 M. TAPIA 11	71 R. ROMERO 13	5
29 H. VOIGHT 9	19 A. MOROSI 8	94 F. LLAMBIAS 10	4
49 F. MONGIARDO 6	57 J. PALOMERA 5	12 J. ROULSTONE 7	3
44 M. PAWELEC 3	7 D. FOGGIA 2	10 U. ORRADRE 4	2
		4 E. FERNANDEZ 1	1



Pole

Clerk of the Course:

David Fuentes

Timekeeper:

Denís del Pozo