

## Moto3 Junior WCh 2026

FIM MOTO JUNIOR CIRCUIT DE BARCELONA

Race 1 Moto3 Junior (14 Laps, 65.2 km.)

### Classification

Revised

No	Rider	Nat	Team	Bike	Tires	Cl.	Laps	Total Time	Gap	Kph	Best Lap		
											Lap	Time	Kph
1	57 Leonardo ZANNI	ITA	Momoven Racing	KTM		Moto3	14	<b>25:31.323</b>	-	153.3	11	<b>1:48.673</b>	154.3
2	31 Giulio PUGLIESE	ITA	CFMOTO Aspar Junior Team	CFMOTO		Moto3	14	<b>25:31.329</b>	+0.006	153.3	2	<b>1:48.739</b>	154.2
3	32 Kiandra RAMADHIPA	INA	Honda Asia-Dream Racing Junior Team	HONDA		Moto3	14	<b>25:31.467</b>	+0.144	153.3	11	<b>1:48.557</b>	154.4
4	97 Ryota OGIWARA	JPN	Asia Talent Team	HONDA		Moto3	14	<b>25:32.994</b>	+1.671	153.1	2	<b>1:48.631</b>	154.3
5	45 Kgotso MONONYANE	RSA	AGR Team	KTM		Moto3	14	<b>25:33.142</b>	+1.819	153.1	7	<b>1:48.663</b>	154.3
6	85 Kiattisak SINGHAPONG	THA	Honda Asia-Dream Racing Junior Team	HONDA		Moto3	14	<b>25:33.599</b>	+2.276	153.0	2	<b>1:48.661</b>	154.3
7	72 David DA COSTA	FRA	JEG TAKE OFF GP	HONDA		Moto3	14	<b>25:33.627</b>	+2.304	153.0	2	<b>1:48.472</b>	154.6
8	71 Carlos CANO	ESP	CFMOTO Aspar Junior Team	CFMOTO		Moto3	14	<b>25:34.378</b>	+3.055	153.0	2	<b>1:48.753</b>	154.2
9	24 Guillem PLANQUES	FRA	Momoven Racing	KTM		Moto3	14	<b>25:34.427</b>	+3.104	153.0	10	<b>1:48.649</b>	154.3
10	77 Kerman TINEZ	VEN	Team Monlau Motul	HONDA		Moto3	14	<b>25:34.831</b>	+3.508	152.9	2	<b>1:48.217</b>	154.9
11	25 Leonardo ABRUZZO	ITA	Team FPS Laglisse	HUSQVARNA		Moto3	14	<b>25:37.191</b>	+5.868	152.7	2	<b>1:48.276</b>	154.8
12	33 Enzo BELLON	FRA	CIP Green Power Junior Team	KTM		Moto3	14	<b>25:39.596</b>	+8.273	152.5	3	<b>1:48.716</b>	154.2
13	4 Sullivan MOUNSEY	GBR	CIP Green Power Junior Team	KTM		Moto3	14	<b>25:40.010</b>	+8.687	152.4	2	<b>1:48.822</b>	154.1
14	37 Marianos NIKOLIS	AUS	Team Monlau Motul	HONDA		Moto3	14	<b>25:40.022</b>	+8.699	152.4	2	<b>1:48.366</b>	154.7
15	99 Remy SANJUAN	FRA	Iarresport	HONDA		Moto3	14	<b>25:40.217</b>	+8.894	152.4	3	<b>1:48.655</b>	154.3
16	81 Matteo GABARRINI	ITA	MTA JUNIOR TEAM	KTM		Moto3	14	<b>25:43.458</b>	+12.135	152.1	5	<b>1:48.911</b>	153.9
17	12 Gonzalo PÉREZ	ESP	FRANCO RACING VHC TEAM MSI	KTM		Moto3	14	<b>25:43.659</b>	+12.336	152.0	3	<b>1:48.995</b>	153.8
18	26 Alberto ENRÍQUEZ	ECU	LULA'S TEAM	KTM		Moto3	14	<b>25:43.808</b>	+12.485	152.0	2	<b>1:49.162</b>	153.6
19	18 Pablo OLIVARES	ESP	AC RACING TEAM	KTM		Moto3	14	<b>25:51.780</b>	+20.457	151.3	2	<b>1:49.203</b>	153.5
20	14 Edu GUTIERREZ	ESP	Team FPS Laglisse	HUSQVARNA		Moto3	14	<b>25:51.784</b>	+20.461	151.3	3	<b>1:49.482</b>	153.1
21	47 Tibor Erik VARGA	HUN	MTA JUNIOR TEAM	KTM		Moto3	14	<b>25:57.707</b>	+26.384	150.7	5	<b>1:50.012</b>	152.4
22	27 Henri MIGNOT KOKORA	FRA	JEG Racing	HONDA		Moto3	14	<b>25:57.774</b>	+26.451	150.7	3	<b>1:49.979</b>	152.4
23	73 Levi RUSSO	AUS	SF Racing	KTM		Moto3	14	<b>25:57.847</b>	+26.524	150.7	2	<b>1:50.106</b>	152.3
24	75 Filip SUROWIAK	GBR	British Talent Team	HONDA		Moto3	14	<b>25:57.913</b>	+26.590	150.7	5	<b>1:49.951</b>	152.5
25	7 Beñat FERNANDEZ	ESP	Snipers Igax Team	HONDA		Moto3	14	<b>26:04.396</b>	+33.073	150.0	10	<b>1:49.628</b>	152.9
26	34 Fabio PILATO	FRA	Momoven Racing	KTM		Moto3	14	<b>26:12.005</b>	+40.682	149.3	2	<b>1:50.688</b>	151.5
27	70 Kristian DANIEL JR	USA	AMERICAN TALENT TEAM - GRYP RACING	HONDA		Moto3	14	<b>26:34.394</b>	+1:03.071	147.2	5	<b>1:49.899</b>	152.6
<b>Retired</b>													
69	Fernando BUJOSA	ESP	AC RACING TEAM	KTM		Moto3	10	<b>18:14.896</b>			10	<b>1:48.719</b>	154.2
11	David GONZÁLEZ	ESP	AC RACING TEAM	KTM		Moto3	9	<b>16:46.370</b>			2	<b>1:48.696</b>	154.2
17	Yaroslav KARPUSHIN	KGZ	CFMOTO Aspar Junior Team	CFMOTO		Moto3	6	<b>10:58.482</b>			2	<b>1:48.580</b>	154.4
23	Travis BORG	MLT	Team Monlau Motul	HONDA		Moto3	6	<b>10:58.582</b>			2	<b>1:47.942</b>	155.3
21	Erik MICHIELON	ITA	TEAM ECHOVIT PASINI RACING	KTM		Moto3	1	<b>2:20.794</b>					

Pole Position:

Fastest Lap:

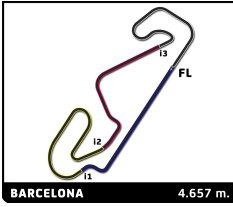
Lap2	Travis BORG	<b>1:47.942</b>	155.3 Kph
------	-------------	-----------------	-----------

RIDER 71 - 3 SEC. TIME PENALTY - OVERTAKING UNDER YELLOW FLAG AT TURN 4 (LAP 7)  
RIDER 24 - 3 SEC. TIME PENALTY - OVERTAKING UNDER YELLOW FLAG AT TURN 4 (LAP 7)  
RIDER 77 - 3 SEC. TIME PENALTY - OVERTAKING UNDER YELLOW FLAG AT TURN 4 (LAP 7)

Published at: .....

Track Status: **DRY**

<b>Clerk of the Course:</b> David Fuentes	<b>Timekeeper:</b> Denís del Pozo
--	--------------------------------------



**Moto3 Junior WCh 2026**

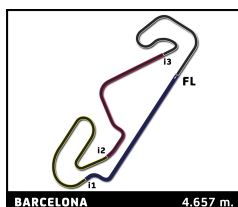
**Revised**

FIM MOTO JUNIOR CIRCUIT DE BARCELONA - CATALUNYA

Race 1 Moto3 Junior

Lap Chart

No	Pos	Grid	Lap													
			1	2	3	4	5	6	7	8	9	10	11	12	13	14
69	1	69	69	69	31	31	69	71	71	57	57	71	57	57	32	57
57	2	57	57	71	57	69	31	69	31	31	31	57	31	31	31	31
32	3	32	71	31	69	25	71	31	57	71	71	31	24	32	57	71
24	4	24	31	57	23	71	24	25	25	25	24	24	32	24	71	24
71	5	71	24	24	71	32	25	57	45	69	69	69	71	71	24	32
17	6	17	32	32	24	24	57	17	69	24	45	32	77	77	77	77
31	7	31	97	23	97	57	17	23	32	45	32	45	25	97	97	97
77	8	77	45	97	25	23	32	32	24	32	25	25	45	45	45	45
85	9	85	17	45	32	97	23	24	97	97	97	97	97	85	85	85
45	10	45	23	17	45	17	97	45	85	85	77	77	85	72	72	72
33	11	33	11	25	17	37	45	97	72	77	85	85	72	25	25	25
25	12	25	25	11	37	45	85	85	37	37	72	72	37	33	37	33
23	13	23	85	37	85	85	37	37	77	72	37	37	33	37	33	4
37	14	37	37	85	11	11	11	72	11	33	33	99	99	99	99	37
97	15	97	4	77	77	77	77	77	4	99	99	33	4	4	4	99
70	16	70	33	4	33	33	72	11	33	4	4	4	81	81	81	81
11	17	11	77	33	4	4	4	4	99	81	81	81	12	26	26	12
72	18	72	99	72	72	99	33	33	81	26	26	26	26	12	12	26
7	19	7	14	99	99	72	99	99	26	12	12	12	14	14	14	18
4	20	4	12	26	12	12	26	81	12	11	14	14	18	18	18	14
26	21	26	72	12	26	26	12	26	18	18	18	18	47	27	47	47
21	22	21	26	14	81	81	81	12	14	14	75	47	75	47	75	27
99	23	99	18	81	14	14	14	14	47	75	47	75	27	75	27	73
12	24	12	81	18	18	18	18	18	75	47	27	27	73	73	73	75
18	25	18	47	34	27	27	27	75	73	73	73	73	7	7	7	7
14	26	14	34	47	75	47	47	47	27	27	11	7	34	34	34	34
47	27	47	75	75	47	75	75	73	34	34	34	34	70	70	70	70
75	28	75	27	27	73	73	73	27	7	7	7	70				
27	29	27	73	73	34	34	34	34	70	70	70					
34	30	34	7	7	7	7	7	7								
81	31	81	21	70	70	70	70	70								
73	32	73	70													



## Moto3 Junior WCh 2026

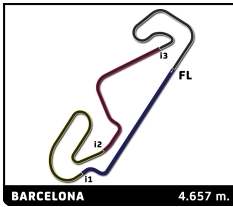
### FIM MOTO JUNIOR CIRCUIT DE BARCELONA - CATALUNYA

#### Race 1 Moto3 Junior

**Revised**

#### Best Sector Times

Sector 1			Sector 2			Sector 3			Pos	No Rider	Ideal Lap	Best Lap
Pos	No Rider	Time	No Rider	Time	No Rider	Time						
1	31 G.PUGLIESE	19.588	77 K.TINEZ	34.620	25 L.ABRUZZO	20.831	1	25 L.ABRUZZO	1:47.929	1:48.276	(3)	
2	71 C.CANO	19.656	23 T.BORG	34.647	24 G.PLANQUES	20.836	2	23 T.BORG	1:47.942	1:47.942	(1)	
3	72 D.DA COSTA	19.679	57 L.ZANNI	34.733	72 D.DA COSTA	20.841	3	77 K.TINEZ	1:48.069	1:48.217	(2)	
4	69 F.BUJOSA	19.691	24 G.PLANQUES	34.778	32 K.RAMADHIPA	20.854	4	32 K.RAMADHIPA	1:48.177	1:48.557	(6)	
5	25 L.ABRUZZO	19.693	17 Y.KARPUSHIN	34.779	45 K.MONONYANE	20.857	5	45 K.MONONYANE	1:48.226	1:48.663	(12)	
6	45 K.MONONYANE	19.711	4 S.MOUNSEY	34.810	57 L.ZANNI	20.862	6	72 D.DA COSTA	1:48.230	1:48.472	(5)	
7	23 T.BORG	19.726	25 L.ABRUZZO	34.811	99 R.SANJUAN	20.871	7	57 L.ZANNI	1:48.236	1:48.673	(13)	
8	99 R.SANJUAN	19.726	72 D.DA COSTA	34.820	97 R.OGIWARA	20.876	8	37 M.NIKOLIS	1:48.278	1:48.366	(4)	
9	77 K.TINEZ	19.731	32 K.RAMADHIPA	34.837	17 Y.KARPUSHIN	20.916	9	24 G.PLANQUES	1:48.296	1:48.649	(9)	
10	37 M.NIKOLIS	19.733	97 R.OGIWARA	34.837	85 K.SINGHAPONG	20.920	10	31 G.PUGLIESE	1:48.322	1:48.739	(17)	
11	32 K.RAMADHIPA	19.735	69 F.BUJOSA	34.849	23 T.BORG	20.926	11	71 C.CANO	1:48.392	1:48.753	(18)	
12	33 E.BELLON	19.766	11 D.GONZÁLEZ	34.857	37 M.NIKOLIS	20.934	12	17 Y.KARPUSHIN	1:48.400	1:48.580	(7)	
13	57 L.ZANNI	19.781	37 M.NIKOLIS	34.865	81 M.GABARRINI	20.940	13	33 E.BELLON	1:48.400	1:48.716	(15)	
14	12 G.PÉREZ	19.792	31 G.PUGLIESE	34.893	33 E.BELLON	20.950	14	85 K.SINGHAPONG	1:48.414	1:48.661	(11)	
15	85 K.SINGHAPONG	19.811	99 R.SANJUAN	34.900	71 C.CANO	20.951	15	97 R.OGIWARA	1:48.456	1:48.631	(8)	
16	24 G.PLANQUES	19.843	33 E.BELLON	34.905	31 G.PUGLIESE	20.957	16	69 F.BUJOSA	1:48.462	1:48.719	(16)	
17	4 S.MOUNSEY	19.855	45 K.MONONYANE	34.919	4 S.MOUNSEY	20.966	17	99 R.SANJUAN	1:48.473	1:48.655	(10)	
18	11 D.GONZÁLEZ	19.857	71 C.CANO	34.933	69 F.BUJOSA	20.974	18	4 S.MOUNSEY	1:48.503	1:48.822	(19)	
19	14 E.GUTIERREZ	19.878	81 M.GABARRINI	34.937	77 K.TINEZ	20.982	19	11 D.GONZÁLEZ	1:48.660	1:48.696	(14)	
20	97 R.OGIWARA	19.886	14 E.GUTIERREZ	34.947	26 A.ENRÍQUEZ	21.008	20	81 M.GABARRINI	1:48.759	1:48.911	(20)	
21	17 Y.KARPUSHIN	19.890	85 K.SINGHAPONG	34.958	11 D.GONZÁLEZ	21.015	21	12 G.PÉREZ	1:48.942	1:48.995	(21)	
22	75 F.SUROWIAK	19.905	26 A.ENRÍQUEZ	34.986	12 G.PÉREZ	21.069	22	26 A.ENRÍQUEZ	1:48.964	1:49.162	(22)	
23	26 A.ENRÍQUEZ	19.920	12 G.PÉREZ	34.994	27 H.MIGNOT KOKORA	21.069	23	18 P.OLIVARES	1:49.052	1:49.203	(23)	
24	81 M.GABARRINI	19.941	18 P.OLIVARES	35.047	7 B.FERNANDEZ	21.080	24	14 E.GUTIERREZ	1:49.075	1:49.482	(24)	
25	47 T.VARGA	19.956	7 B.FERNANDEZ	35.079	18 P.OLIVARES	21.084	25	7 B.FERNANDEZ	1:49.497	1:49.628	(25)	
26	73 L.RUSSO	19.976	27 H.MIGNOT KOKORA	35.217	14 E.GUTIERREZ	21.134	26	75 F.SUROWIAK	1:49.575	1:49.951	(27)	
27	18 P.OLIVARES	19.991	47 T.VARGA	35.256	70 K.DANIEL JR	21.134	27	27 H.MIGNOT KOKORA	1:49.699	1:49.979	(28)	
28	70 K.DANIEL JR	20.013	75 F.SUROWIAK	35.267	75 F.SUROWIAK	21.181	28	70 K.DANIEL JR	1:49.746	1:49.899	(26)	
29	7 B.FERNANDEZ	20.055	73 L.RUSSO	35.295	73 L.RUSSO	21.263	29	73 L.RUSSO	1:49.783	1:50.106	(30)	
30	34 F.PILATO	20.173	70 K.DANIEL JR	35.388	47 T.VARGA	21.300	30	47 T.VARGA	1:49.841	1:50.012	(29)	
31	27 H.MIGNOT KOKORA	20.279	34 F.PILATO	35.509	34 F.PILATO	21.313	31	34 F.PILATO	1:50.640	1:50.688	(31)	



## Moto3 Junior WCh 2026

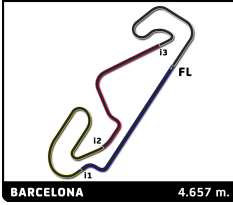
### FIM MOTO JUNIOR CIRCUIT DE BARCELONA - CATALUNYA

#### Race 1 Moto3 Junior

Revised

#### Best Top Speed

No Rider	Team	Class	Top 1		Top 2		Top 3		Top 4		Top 5		Avg	
			Kph	Lap	Kph	Lap	Kph	Lap	Kph	Lap	Kph	Lap		
25	Leonardo ABRUZZO	Team FPS Laglisse	Moto3	<b>253.4</b>	6	248.2	2	244.9	4	242.7	7	242.1	10	246.3
72	David DA COSTA	JEG TAKE OFF GP	Moto3	<b>248.8</b>	4	248.2	2	247.7	6	247.1	5	244.9	12	247.3
99	Remy SANJUAN	Iarresport	Moto3	<b>247.7</b>	5	247.1	3	246.5	4	246.0	7	245.4	2	246.5
37	Marianos NIKOLIS	Team Monlau Motul	Moto3	<b>246.0</b>	7	245.4	2	244.9	8	244.3	5	243.2	4	244.8
45	Kgopotso MONONYANE	AGR Team	Moto3	<b>246.0</b>	7	245.4	2	244.9	3	244.9	6	244.3	10	245.1
73	Levi RUSSO	SF Racing	Moto3	<b>246.0</b>	3	244.3	5	243.2	4	242.7	7	242.1	2	243.7
12	Gonzalo PÉREZ	FRANDO RACING VHC TEAM MSI	Moto3	<b>245.4</b>	3	243.8	2	241.1	11	240.0	7	240.0	8	242.1
23	Travis BORG	Team Monlau Motul	Moto3	<b>245.4</b>	2	244.9	6	243.2	5	242.7	3	239.5	4	243.1
4	Sullivan MOUNSEY	CIP Green Power Junior Team	Moto3	<b>244.9</b>	7	243.8	5	243.2	2	242.1	4	242.1	6	243.2
47	Tibor Erik VARGA	MTA JUNIOR TEAM	Moto3	<b>244.9</b>	4	241.6	5	240.0	2	237.9	10	236.3	3	240.1
69	Fernando BUJOSA	AC RACING TEAM	Moto3	<b>244.9</b>	8	244.9	9	244.3	5	243.2	4	242.7	10	244.0
77	Kerman TINEZ	Team Monlau Motul	Moto3	<b>244.3</b>	6	243.8	2	243.8	4	243.2	3	243.2	5	243.7
26	Alberto ENRÍQUEZ	LULA'S TEAM	Moto3	<b>243.8</b>	2	241.1	12	240.5	3	240.5	10	238.4	4	240.9
32	Kiandra RAMADHIPA	Honda Asia-Dream Racing Junior Team	Moto3	<b>243.8</b>	7	243.8	12	243.2	10	242.7	6	242.7	11	243.2
57	Leonardo ZANNI	Momoven Racing	Moto3	<b>243.8</b>	5	242.1	14	240.0	8	239.5	7	237.9	4	240.7
71	Carlos CANO	CFMOTO Aspar Junior Team	Moto3	<b>243.8</b>	12	243.2	4	242.7	14	242.1	10	241.6	2	242.7
97	Ryota OGIWARA	Asia Talent Team	Moto3	<b>243.8</b>	6	243.2	7	243.2	11	242.7	2	241.6	9	242.9
11	David GONZÁLEZ	AC RACING TEAM	Moto3	<b>243.2</b>	3	243.2	6	242.7	9	242.1	7	242.1	8	242.7
14	Edu GUTIERREZ	Team FPS Laglisse	Moto3	<b>243.2</b>	2	243.2	8	243.2	9	242.1	6	241.6	4	242.7
31	Giulio PUGLIESE	CFMOTO Aspar Junior Team	Moto3	<b>243.2</b>	10	242.7	2	242.7	3	241.1	7	240.5	9	242.0
33	Enzo BELLON	CIP Green Power Junior Team	Moto3	<b>243.2</b>	2	243.2	5	242.7	6	242.7	7	242.1	3	242.8
85	Kiattisak SINGHAPONG	Honda Asia-Dream Racing Junior Team	Moto3	<b>243.2</b>	6	242.7	10	242.1	2	242.1	9	241.6	4	242.3
17	Yaroslav KARPUSHIN	CFMOTO Aspar Junior Team	Moto3	<b>242.7</b>	2	242.7	3	241.6	4	241.6	6	240.5	5	241.8
24	Guillem PLANQUES	Momoven Racing	Moto3	<b>241.6</b>	5	241.6	7	241.1	2	240.5	3	240.5	6	241.1
81	Matteo GABARRINI	MTA JUNIOR TEAM	Moto3	<b>241.1</b>	2	240.0	3	238.9	4	238.4	5	237.9	7	239.3
27	Henri MIGNOT KOKORA	JEG Racing	Moto3	<b>240.0</b>	3	237.9	2	237.9	7	237.4	8	235.8	10	237.8
18	Pablo OLIVARES	AC RACING TEAM	Moto3	<b>239.5</b>	2	238.9	3	238.9	4	238.9	7	238.4	5	238.9
75	Filip SUROWIAK	British Talent Team	Moto3	<b>239.5</b>	5	238.9	4	238.4	2	238.4	3	236.9	6	238.4
34	Fabio PILATO	Momoven Racing	Moto3	<b>237.4</b>	3	237.4	4	237.4	5	237.4	11	236.3	2	237.2
70	Kristian DANIEL JR	AMERICAN TALENT TEAM - GRYP RACING	Moto3	<b>235.8</b>	4	235.3	2	235.3	3	235.3	6	234.8	5	235.3
7	Beñat FERNANDEZ	Snipers Igax Team	Moto3	<b>234.8</b>	2	233.3	3	233.3	11	232.8	10	232.3	4	233.3
21	Erik MICHELON	TEAM ECHOVIT PASINI RACING	Moto3											



## Moto3 Junior WCh 2026

Revised

FIM MOTO JUNIOR CIRCUIT DE BARCELONA - CATALUNYA

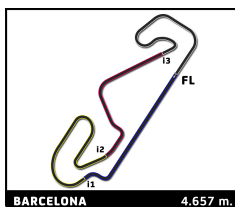
Race 1 Moto3 Junior

Fastest Lap Sequence

Elapsed	No Rider	Team	Bike	Class	Time	Kph	Lap
3:41.316	69 Fernando BUJOSA	AC RACING TEAM	KTM	Moto3	<b>1:48.882</b>	154.0	2
3:41.372	71 Carlos CANO	CFMOTO Aspar Junior Team	CFMOTO	Moto3	<b>1:48.753</b>	154.2	2
3:41.469	31 Giulio PUGLIESE	CFMOTO Aspar Junior Team	CFMOTO	Moto3	<b>1:48.739</b>	154.2	2
3:41.653	24 Guillem PLANQUES	Momoven Racing	KTM	Moto3	<b>1:48.717</b>	154.2	2
3:41.688	32 Kiandra RAMADHIPA	Honda Asia-Dream Racing Junior Team	HONDA	Moto3	<b>1:48.659</b>	154.3	2
3:41.755	23 Travis BORG	Team Monlau Motul	HONDA	Moto3	<b>1:47.942</b>	155.3	2







**Moto3 Junior WCh 2026**

**FIM MOTO JUNIOR CIRCUIT DE BARCELONA - CATALUNYA**

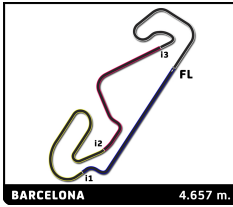
**Race 1 Moto3 Junior**

**Sector Analysis**

**Revised**

_ Invalidated Lap							■ Personal Best	■ Session Best	B Crossing the pit lane						
Lap	Time	Sector 1	Sector 2	Sector 3	Sector 4	T.Sp	Lap	Time	Sector 1	Sector 2	Sector 3	Sector 4	T.Sp		
<b>57</b>	<b>Leonardo ZANNI</b>						ITA								
Momoven Racing							KTM								
1	1:52.463	23.356	35.074	21.100	32.933		4	1:49.592	20.104	35.114	21.260	33.114	240.5		
2	1:49.069	20.148	34.848	21.179	32.894	234.3	5	1:49.438	20.057	35.191	21.144	33.046	240.0		
3	1:48.983	20.091	34.733	21.006	33.153	237.4	6	1:49.145	20.042	35.106	21.088	32.909	243.8		
4	1:49.734	20.268	35.236	21.241	32.989	237.9	7	1:49.056	19.915	35.249	20.944	32.948	243.2		
5	1:49.241	19.872	35.272	21.076	33.021	243.8	8	1:49.291	20.036	35.111	21.070	33.074	239.5		
6	1:48.839	20.074	35.043	20.862	32.860	237.4	9	1:49.135	20.077	35.036	20.988	33.034	241.6		
7	1:48.870	19.914	35.041	20.966	32.949	239.5	10	1:49.118	19.945	35.102	21.043	33.028	240.5		
8	1:48.728	19.895	34.894	21.043	32.896	240.0	11	1:49.337	20.037	35.221	21.052	33.027	243.2		
9	1:48.814	20.056	34.896	20.955	32.907	232.3	12	1:49.426	20.360	35.026	20.981	33.059	233.8		
10	1:49.456	20.138	35.168	21.055	33.095	232.3	13	1:49.213	20.067	35.158	20.967	33.021	234.3		
11	1:48.673	19.961	34.897	20.951	32.864	235.3	14	1:49.340	20.099	35.060	21.062	33.119	233.3		
12	1:49.319	20.169	34.986	21.130	33.034	232.3									
13	1:49.953	20.123	35.109	21.141	33.580	233.8									
14	1:49.181	19.781	35.118	20.983	33.299	242.1									
<b>31</b>	<b>Giulio PUGLIESE</b>						ITA								
CFMOTO Aspar Junior Team							CFMOTO								
1	1:52.730	23.752	34.983	21.029	32.966		4	1:49.553	20.114	35.125	21.033	33.281	242.1		
2	1:48.739	19.644	34.893	21.243	32.959	242.7	5	1:49.233	20.100	35.100	21.120	32.913	243.2		
3	1:48.986	19.588	35.049	21.171	33.178	242.7	6	1:48.910	19.887	35.173	20.981	32.869	244.9		
4	1:49.359	19.802	35.118	21.191	33.248	240.0	7	1:48.663	19.868	35.059	20.997	32.739	246.0		
5	1:49.233	19.893	35.188	21.109	33.043	237.9	8	1:49.720	19.986	35.346	21.141	33.247	241.1		
6	1:49.109	19.759	35.353	21.011	32.986	239.5	9	1:48.975	19.711	35.188	20.857	33.219	243.8		
7	1:48.972	19.666	35.222	21.041	33.043	241.1	10	1:49.266	19.954	35.344	20.924	33.044	244.3		
8	1:49.029	20.052	35.042	21.051	32.884	237.4	11	1:49.413	20.125	35.192	21.064	33.032	239.5		
9	1:48.843	19.720	35.194	20.991	32.938	240.5	12	1:49.534	20.318	35.070	21.032	33.114	234.8		
10	1:49.267	19.811	35.448	20.994	33.014	243.2	13	1:49.172	19.950	35.125	21.018	33.079	238.4		
11	1:48.859	19.802	35.210	20.957	32.890	237.9	14	1:49.473	20.264	35.228	21.008	32.973	231.3		
12	1:49.137	19.789	35.391	20.976	32.981	240.5									
13	1:49.805	19.841	35.161	21.193	33.610	236.3									
14	1:49.261	19.739	35.105	21.064	33.353	240.0									
<b>85</b>	<b>Kiatiasak SINGHAPONG</b>						THA								
Honda Asia-Dream Racing Junior Team							HONDA								
1	1:54.179	24.893	35.311	21.111	32.864		4	1:49.323	20.090	34.987	21.153	33.093	241.6		
2	1:48.661	19.811	35.082	21.043	32.725	242.1	5	1:49.261	20.102	35.121	21.158	32.880	241.1		
3	1:48.680	19.886	34.958	21.057	32.779	240.0	6	1:49.043	19.982	35.170	21.043	32.848	243.2		
4	1:49.323	20.090	34.987	21.153	33.093	241.6	7	1:49.321	19.920	35.277	20.933	33.191	241.1		
5	1:49.261	20.102	35.121	21.158	32.880	241.1	8	1:49.189	20.089	35.107	21.041	32.952	239.5		
6	1:49.043	19.982	35.170	21.043	32.848	243.2	9	1:49.196	19.922	35.330	20.920	33.024	242.1		
7	1:49.321	19.920	35.277	20.933	33.191	241.1	10	1:49.014	19.949	35.141	21.011	32.913	242.7		
8	1:49.189	20.089	35.107	21.041	32.952	239.5	11	1:49.435	19.968	35.295	21.043	33.129	238.9		
9	1:49.196	19.922	35.330	20.920	33.024	242.1	12	1:49.419	20.173	35.262	21.026	32.958	241.1		
10	1:49.014	19.949	35.141	21.011	32.913	242.7	13	1:49.269	20.140	35.117	20.986	33.026	240.0		
11	1:49.435	19.968	35.295	21.043	33.129	238.9	14	1:49.609	20.052	35.235	21.136	33.186	238.4		
12	1:49.419	20.173	35.262	21.026	32.958	241.1									
13	1:49.269	20.140	35.117	20.986	33.026	240.0									
14	1:49.609	20.052	35.235	21.136	33.186	238.4									
<b>72</b>	<b>David DA COSTA</b>						FRA								
JEG TAKE OFF GP							HONDA								
1	1:55.292	25.217	35.760	21.223	33.092		4	1:49.213	20.030	34.868	21.058	33.257	248.8		
2	1:48.472	19.679	34.898	20.984	32.911	248.2	5	1:49.091	19.797	34.956	21.260	33.078	247.1		
3	1:48.680	19.679	34.820	21.173	33.008	244.3	6	1:48.849	20.124	34.889	20.946	32.890	247.7		
4	1:49.213	20.030	34.868	21.058	33.257	248.8	7	1:49.121	19.829	35.140	21.095	33.057	238.9		
5	1:49.091	19.797	34.956	21.260	33.078	247.1	8	1:49.620	20.211	35.298	21.069	33.042	239.5		
6	1:48.849	20.124	34.889	20.946	32.890	247.7	9	1:48.689	19.866	34.919	20.841	33.063	241.6		
7	1:49.121	19.829	35.140	21.095	33.057	238.9									
8	1:49.620	20.211	35.298	21.069	33.042	239.5									
9	1:48.689	19.866	34.919	20.841	33.063	241.6									
<b>97</b>	<b>Ryota OGIWARA</b>						JPN								
Asia Talent Team							HONDA								
1	1:53.311	24.403	35.022	21.029	32.857										
2	1:48.631	19.886	34.837	20.876	33.032	242.7									
3	1:48.961	19.951	35.108	20.924	32.978	238.4									





**Moto3 Junior WCh 2026**

**FIM MOTO JUNIOR CIRCUIT DE BARCELONA - CATALUNYA**

**Race 1 Moto3 Junior**

**Sector Analysis**

**Revised**

— Invalidated Lap    ■ Personal Best    ■ Session Best    B Crossing the pit lane

Lap	Time	Sector 1	Sector 2	Sector 3	Sector 4	T.Sp	Lap	Time	Sector 1	Sector 2	Sector 3	Sector 4	T.Sp
4	1:49.237	19.970	35.039	21.148	33.080	243.2	10	1:49.819	20.012	35.308	21.214	33.285	240.0
5	1:49.630	19.973	35.187	21.168	33.302	244.3	11	1:49.777	20.010	35.427	21.244	33.096	241.1
6	1:48.991	19.843	35.169	21.133	32.846	242.7	12	1:50.911	19.919	36.031	21.453	33.508	237.4
7	1:49.560	19.841	35.280	21.089	33.350	246.0	13	1:49.873	20.157	35.280	21.158	33.278	236.3
8	1:49.342	19.885	35.289	21.058	33.110	244.9	14	1:50.429	20.341	35.365	<b>21.069</b>	33.654	238.4
9	1:49.514	20.110	35.155	21.034	33.215	240.0							
10	1:49.951	20.066	35.340	21.230	33.315	236.3							
11	1:50.325	20.060	35.513	21.170	33.582	234.8							
12	1:50.473	20.352	35.551	21.186	33.384	232.3							
13	1:50.540	20.159	35.492	21.345	33.544	234.3							
14	1:50.982	20.385	35.539	21.311	33.747	234.3							

**99** **Remy SANJUAN** FRA  
Iarresport HONDA

1	1:54.992	25.103	35.441	21.080	33.368	
2	1:48.934	19.884	<b>34.900</b>	21.056	33.094	245.4
3	<b>1:48.655</b>	<b>19.726</b>	35.065	<b>20.871</b>	32.993	247.1
4	1:49.018	19.864	35.104	20.904	33.146	246.5
5	1:49.629	19.929	35.331	21.168	33.201	247.7
6	1:49.178	19.873	35.286	20.921	33.098	243.8
7	1:49.325	19.872	35.390	21.087	<b>32.976</b>	246.0
8	1:49.525	19.900	35.402	21.005	33.218	244.9
9	1:49.711	19.855	35.342	21.109	33.405	244.3
10	1:49.759	19.810	35.405	21.082	33.462	241.1
11	1:49.848	20.033	35.471	21.016	33.328	234.8
12	1:50.009	20.042	35.544	21.072	33.351	238.9
13	1:50.554	20.148	35.577	21.266	33.563	240.0
14	1:51.080	20.332	35.781	21.458	33.509	235.3

**81** **Matteo GABARRINI** ITA  
MTA JUNIOR TEAM KTM

1	1:55.924	25.814	35.751	21.216	33.143	
2	1:48.927	19.983	<b>34.937</b>	21.013	32.994	241.1
3	1:49.076	20.059	35.004	21.031	32.982	240.0
4	1:50.110	20.500	35.583	<b>20.940</b>	33.087	238.9
5	<b>1:48.911</b>	<b>19.941</b>	35.063	20.966	<b>32.941</b>	238.4
6	1:49.682	20.262	35.268	21.095	33.057	231.8
7	1:49.415	19.959	35.228	21.066	33.162	237.9
8	1:49.848	20.156	35.312	21.140	33.240	237.4
9	1:50.290	20.131	35.621	21.147	33.391	235.3
10	1:50.214	20.303	35.423	21.216	33.272	233.3
11	1:49.912	20.131	35.430	21.128	33.223	234.8
12	1:50.557	20.314	35.678	21.272	33.293	233.3
13	1:50.169	20.234	35.422	21.215	33.298	233.8
14	1:50.423	20.308	35.506	21.134	33.475	233.8

**12** **Gonzalo PÉREZ** ESP  
FRANCO RACING VHC TEAM MSI KTM

1	1:55.196	24.993	35.749	21.287	33.167	
2	1:49.545	20.052	34.999	21.182	33.312	243.8
3	<b>1:48.995</b>	<b>19.792</b>	<b>34.994</b>	21.122	<b>33.087</b>	245.4
4	1:49.407	19.996	35.102	21.106	33.203	239.5
5	1:49.750	19.909	35.373	21.253	33.215	239.5
6	1:50.131	20.166	35.648	21.171	33.146	233.3
7	1:49.670	19.862	35.435	21.162	33.211	240.0
8	1:49.346	19.938	35.237	21.082	33.089	240.0
9	1:50.810	20.471	35.246	21.184	33.909	232.3

**26** **Alberto ENRÍQUEZ** ECU  
LULA'S TEAM KTM

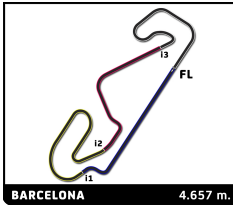
1	1:55.435	25.370	35.784	21.164	33.117	
2	<b>1:49.162</b>	<b>19.920</b>	35.002	21.101	33.139	243.8
3	1:49.241	20.071	<b>34.986</b>	21.061	33.123	240.5
4	1:49.337	20.001	35.144	<b>21.008</b>	33.184	238.4
5	1:49.715	20.005	35.176	21.247	33.287	236.9
6	1:49.830	20.425	35.296	21.058	33.051	222.8
7	1:49.413	20.029	35.217	21.117	<b>33.050</b>	236.9
8	1:49.898	20.226	35.327	21.098	33.247	235.3
9	1:50.385	20.385	35.308	21.442	33.250	235.3
10	1:50.054	20.201	35.437	21.217	33.199	240.5
11	1:50.100	20.365	35.388	21.236	33.111	235.3
12	1:50.370	19.942	35.923	21.323	33.182	241.1
13	1:50.190	20.265	35.463	21.125	33.337	234.3
14	1:50.678	20.298	35.595	21.065	33.720	235.3

**18** **Pablo OLIVARES** ESP  
AC RACING TEAM KTM

1	1:55.735	25.520	35.752	21.120	33.343	
2	<b>1:49.203</b>	20.045	35.144	<b>21.084</b>	<b>32.930</b>	239.5
3	1:49.430	20.091	<b>35.047</b>	21.120	33.172	238.9
4	1:49.993	20.033	35.404	21.110	33.446	238.9
5	1:49.828	<b>19.991</b>	35.357	21.169	33.311	238.4
6	1:49.960	20.024	35.263	21.158	33.515	238.4
7	1:50.274	20.039	35.479	21.208	33.548	238.9
8	1:50.398	20.200	35.423	21.341	33.434	234.8
9	1:50.671	20.252	35.446	21.241	33.732	234.8
10	1:50.840	20.152	35.523	21.313	33.852	237.4
11	1:51.471	20.400	35.757	21.420	33.894	237.4
12	1:51.411	20.479				232.3
13	1:51.514			21.426	33.834	
14	1:51.052	20.300	35.685			230.8

**14** **Edu GUTIERREZ** ESP  
Team FPS Laglisse HUSQVARNA

1	1:55.154	24.979	35.864	21.195	<b>33.116</b>	
2	1:49.668	19.969	<b>34.947</b>	21.238	33.514	243.2
3	<b>1:49.482</b>	19.939	35.202	<b>21.134</b>	33.207	241.1
4	1:50.001	19.989	35.262	21.263	33.487	241.6
5	1:49.825	<b>19.878</b>	35.093	21.223	33.631	241.1
6	1:49.968	19.939	35.279	21.210	33.540	242.1
7	1:50.524	20.008	35.401	21.426	33.689	236.3
8	1:50.416	20.075	35.583	21.305	33.453	243.2
9	1:50.236	19.897	35.396	21.341	33.602	243.2
10	1:50.993	20.122	35.550	21.425	33.896	235.3
11	1:51.466	20.141	35.783	21.595	33.947	235.3
12	1:51.443	20.194	35.801	21.489	33.959	233.3
13	1:51.447	20.258	35.751	21.593	33.845	232.8
14	1:51.161	20.251	35.670	21.468	33.772	230.8



**Moto3 Junior WCh 2026**

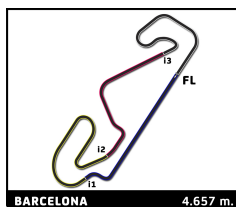
FIM MOTO JUNIOR CIRCUIT DE BARCELONA - CATALUNYA

Race 1 Moto3 Junior

Sector Analysis

Revised

_ Invalidated Lap							■ Personal Best	■ Session Best	B Crossing the pit lane						
Lap	Time	Sector 1	Sector 2	Sector 3	Sector 4	T.Sp	Lap	Time	Sector 1	Sector 2	Sector 3	Sector 4	T.Sp		
<b>47</b>	<b>Tibor Erik VARGA</b>						HUN								
	MTA JUNIOR TEAM						KTM								
1	1:56.824	25.738	36.013	21.436	33.637		4	1:50.362	20.061	35.540	21.303	33.458	238.9		
2	1:50.817	20.401	35.638	21.429	33.349	240.0	5	<b>1:49.951</b>	20.120	<b>35.267</b>	21.243	33.321	239.5		
3	1:51.021	20.182	35.713	21.587	33.539	236.3	6	1:50.167	20.146	35.439	<b>21.181</b>	33.401	236.9		
4	1:50.040	<b>19.956</b>	35.334	21.358	33.392	244.9	7	1:50.622	20.532	35.451	21.271	33.368	227.4		
5	<b>1:50.012</b>	20.127	<b>35.256</b>	<b>21.300</b>	<b>33.329</b>	241.6	8	1:51.146	20.187	35.800	21.432	33.727	234.8		
6	1:50.235	20.091	35.316	21.393	33.435	235.8	9	1:51.069	20.226	35.742	21.281	33.820	235.8		
7	1:50.542	20.374	35.394	21.338	33.436	228.9	10	1:51.179	20.202	35.844	21.436	33.697	236.3		
8	1:51.280	20.443	35.742	21.390	33.705	230.8	11	1:51.376	20.387	35.756	21.565	33.668	232.3		
9	1:51.064	20.333	35.466	21.386	33.879	235.8	12	1:51.419	20.200	36.154	21.407	33.658	234.3		
10	1:51.061	20.230	35.714	21.389	33.728	237.9	13	1:51.132	20.177	35.742	21.529	33.684	236.9		
11	1:51.341	20.644	35.687	21.375	33.635	230.3	14	1:51.041	20.540	35.634	21.292	33.575	228.4		
12	1:51.309	20.652	35.659	21.331	33.667	233.3									
13	1:51.277	20.333	35.609	21.612	33.723	230.3									
14	1:50.884	20.513	35.378	21.348	33.645	229.9									
<b>27</b>	<b>Henri MIGNOT KOKORA</b>						FRA								
	JEG Racing						HONDA								
1	1:57.012	26.173	35.968	21.437	33.434		1	2:12.372	40.994	36.294	21.532	33.552			
2	1:50.811	20.306	35.974	<b>21.069</b>	33.462	237.9	2	1:50.081	20.129	35.412	21.257	<b>33.283</b>	234.8		
3	<b>1:49.979</b>	<b>20.279</b>	35.317	21.239	33.144	240.0	3	1:50.228	20.138	35.410	21.243	33.437	233.3		
4	1:50.374	20.524	35.482	21.234	<b>33.134</b>	229.4	4	1:50.075	20.159	35.367	21.221	33.328	232.3		
5	1:50.348	20.449	35.352	21.281	33.266	227.9	5	1:50.261	20.148	35.405	21.183	33.525	231.3		
6	1:51.042	20.798	<b>35.217</b>	21.176	33.851	227.0	6	1:50.776	20.227	35.431	21.189	33.929	230.3		
7	1:50.190	20.287	35.554	21.110	33.239	237.9	7	1:50.403	20.242	35.439	21.251	33.471	230.3		
8	1:51.100	20.284	35.835	21.378	33.603	237.4	8	1:50.112	20.230	35.238	21.183	33.461	231.3		
9	1:51.069	20.422	35.557	21.284	33.806	233.3	9	1:49.829	20.136	35.154	21.161	33.378	231.8		
10	1:51.100	20.308	35.673	21.463	33.656	235.8	10	<b>1:49.628</b>	<b>20.079</b>	<b>35.079</b>	<b>21.080</b>	33.390	232.8		
11	1:51.382	20.392	35.950	21.407	33.633	234.3	11	1:49.950	<b>20.055</b>	35.340	21.193	33.362	233.3		
12	1:51.072	20.382	35.610	21.436	33.644	232.3	12	1:49.968	20.176	35.235	21.191	33.366	230.8		
13	1:51.491	20.622	35.776	21.366	33.727	227.9	13	1:50.177	20.178	35.344	21.172	33.483	230.3		
14	1:50.804	20.576	35.373	21.233	33.622	232.3	14	1:50.536	20.213	35.277	21.262	33.784	231.3		
<b>34</b>	<b>Fabio PILATO</b>						FRA								
	Momoven Racing						KTM								
1	1:56.884	25.645	36.182	21.412	<b>33.645</b>		1	1:56.884	25.645	36.182	21.412	<b>33.645</b>			
2	<b>1:50.688</b>	<b>20.173</b>	<b>35.509</b>	21.335	33.671	236.3	2	<b>1:50.688</b>	<b>20.173</b>	<b>35.509</b>	21.335	33.671	236.3		
3	1:51.813	20.699	35.519	<b>21.313</b>	34.282	237.4	3	1:51.813	20.699	35.519	<b>21.313</b>	34.282	237.4		
4	1:51.087	20.374	35.553	21.470	33.690	237.4	4	1:51.087	20.374	35.553	21.470	33.690	237.4		
5	1:51.826	20.503	36.008	21.459	33.856	237.4	5	1:51.826	20.503	36.008	21.459	33.856	237.4		
6	1:51.928	20.421	35.969	21.620	33.918	234.8	6	1:51.928	20.421	35.969	21.620	33.918	234.8		
7	1:52.335	20.449	36.362	21.639	33.885	234.8	7	1:52.335	20.449	36.362	21.639	33.885	234.8		
8	1:52.608	20.488	36.098	21.890	34.132	234.8	8	1:52.608	20.488	36.098	21.890	34.132	234.8		
9	1:52.514	20.587	36.115	21.827	33.985	232.3	9	1:52.514	20.587	36.115	21.827	33.985	232.3		
10	1:52.098	20.594	36.080	21.520	33.904	233.8	10	1:52.098	20.594	36.080	21.520	33.904	233.8		
11	1:51.860	20.459	35.869	21.511	34.021	237.4	11	1:51.860	20.459	35.869	21.511	34.021	237.4		
12	1:52.034	20.446	36.083	21.453	34.052	232.3	12	1:52.034	20.446	36.083	21.453	34.052	232.3		
13	1:51.970	20.404	35.967	21.567	34.032	231.8	13	1:51.970	20.404	35.967	21.567	34.032	231.8		
14	1:52.360	20.471	36.174	21.570	34.145	231.3	14	1:52.360	20.471	36.174	21.570	34.145	231.3		
<b>70</b>	<b>Kristian DANIEL JR</b>						USA								
	AMERICAN TALENT TEAM - GRYD RAC						HONDA								
1	2:36.669	1:06.557	35.602	21.272	33.238		1	2:36.669	1:06.557	35.602	21.272	33.238			
2	1:50.072	20.204	35.394	21.263	<b>33.211</b>	235.3	2	1:50.072	20.204	35.394	21.263	<b>33.211</b>	235.3		
3	1:50.004	20.068	35.451	21.230	33.255	235.3	3	1:50.004	20.068	35.451	21.230	33.255	235.3		
4	1:49.948	<b>20.013</b>	35.481	21.223	33.231	235.8	4	1:49.948	<b>20.013</b>	35.481	21.223	33.231	235.8		
5	<b>1:49.899</b>	20.080	<b>35.388</b>	21.177	33.254	234.8	5	<b>1:49.899</b>	20.080	<b>35.388</b>	21.177	33.254	234.8		
6	1:50.005	20.049	35.489	<b>21.134</b>	33.333	235.3	6	1:50.005	20.049	35.489	<b>21.134</b>	33.333	235.3		
7	1:50.185	20.068	35.409	21.291	33.417	234.8	7	1:50.185	20.068	35.409	21.291	33.417	234.8		
8	1:50.440	20.157	35.513	21.325	33.445	234.8	8	1:50.440	20.157	35.513	21.325	33.445	234.8		
9	1:50.502	20.149	35.511	21.341	33.501	234.8	9	1:50.502	20.149	35.511	21.341	33.501	234.8		
<b>75</b>	<b>Filip SUROWIAK</b>						GBR								
	British Talent Team						HONDA								
1	1:56.980	25.927	36.115	21.585	33.353		1	1:56.980	25.927	36.115	21.585	33.353			
2	1:50.762	20.156	35.669	21.186	33.751	238.4	2	1:50.762	20.156	35.669	21.186	33.751	238.4		
3	1:50.707	<b>19.905</b>	35.846	21.734	<b>33.222</b>	238.4	3	1:50.707	<b>19.905</b>	35.846	21.734	<b>33.222</b>	238.4		



## Moto3 Junior WCh 2026

### FIM MOTO JUNIOR CIRCUIT DE BARCELONA - CATALUNYA

#### Race 1 Moto3 Junior

#### Sector Analysis

Revised

— Invalidated Lap    ■ Personal Best    ■ Session Best    B Crossing the pit lane

Lap	Time	Sector 1	Sector 2	Sector 3	Sector 4	T.Spd	Lap	Time	Sector 1	Sector 2	Sector 3	Sector 4	T.Spd
10	1:50.929	20.191	35.596	21.415	33.727	233.3							
11	1:51.382	20.225	35.872	21.416	33.869	233.3							
12	1:51.080	20.210	35.688	21.365	33.817	233.3							
13	1:51.509	20.391	35.893	21.353	33.872	230.8							
14	1:51.770	20.269	35.773	21.519	34.209	233.8							

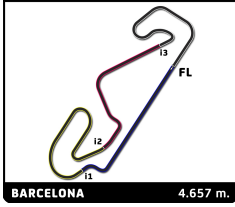
69 Fernando BUJOSA								ESP
AC RACING TEAM								KTM
1	1:52.434	23.201	35.100	21.152	32.981			
2	1:48.882	20.068	<b>34.849</b>	21.001	32.964	233.3		
3	1:49.220	20.222	34.964	20.980	33.054	235.8		
4	1:49.361	19.951	35.099	21.051	33.260	243.2		
5	1:49.068	<b>19.691</b>	35.214	21.118	33.045	244.3		
6	1:49.081	20.103	35.003	21.027	<b>32.948</b>	233.8		
7	1:49.847	20.107	35.600	21.125	33.015	238.9		
8	1:49.187	19.885	35.005	21.107	33.190	244.9		
9	1:49.097	19.808	34.952	<b>20.974</b>	33.363	244.9		
10	<b>1:48.719</b>	19.827	34.913	20.995	32.984	242.7		

11 David GONZÁLEZ								ESP
AC RACING TEAM								KTM
1	1:54.025	24.687	35.121	21.254	32.963			
2	<b>1:48.696</b>	<b>19.857</b>	34.893	<b>21.015</b>	<b>32.931</b>	241.6		
3	1:49.075	20.215	<b>34.857</b>	21.033	32.970	243.2		
4	1:49.250	19.963	34.992	21.226	33.069	241.6		
5	1:49.545	19.978	35.154	21.355	33.058	241.6		
6	1:49.366	19.941	35.080	21.018	33.327	243.2		
7	1:49.503	20.026	35.065	21.082	33.330	242.1		
8	1:53.241	22.110	36.430	21.085	33.616	242.1		
9	2:03.669B	20.049	35.141	21.360	47.119	242.7		

17 Yaroslav KARPUSHIN								KGZ
CFMOTO Aspar Junior Team								CFMOTO
1	1:53.645	23.601	35.357	21.434	33.253			
2	<b>1:48.580</b>	20.014	<b>34.779</b>	<b>20.916</b>	32.871	242.7		
3	1:49.108	20.306	34.843	20.973	32.986	242.7		
4	1:49.227	19.934	35.061	21.065	33.167	241.6		
5	1:49.040	<b>19.890</b>	35.085	21.250	<b>32.815</b>	240.5		
6	1:48.882	19.901	34.994	21.044	32.943	241.6		

23 Travis BORG								MLT
Team Monlau Motul								HONDA
1	1:53.813	24.881	34.963	21.257	32.712			
2	<b>1:47.942</b>	<b>19.726</b>	<b>34.647</b>	<b>20.926</b>	<b>32.643</b>	245.4		
3	1:48.831	19.907	34.985	20.963	32.976	242.7		
4	1:49.829	19.888	35.300	21.123	33.518	239.5		
5	1:49.399	19.904	35.287	21.143	33.065	243.2		
6	1:48.768	19.851	35.042	21.004	32.871	244.9		

21 Erik MICHIELON								ITA
TEAM ECHOVIT PASINI RACING								KTM
1	2:20.794B	25.301	<b>39.201</b>	<b>21.998</b>	54.294			

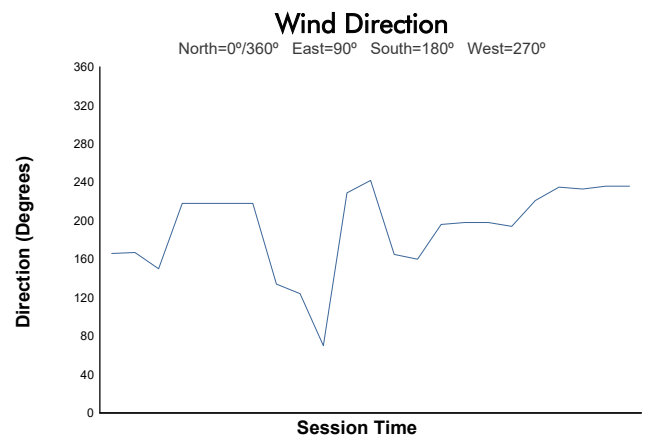
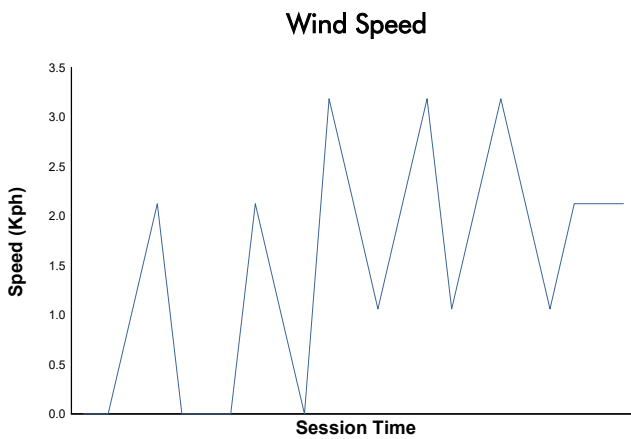
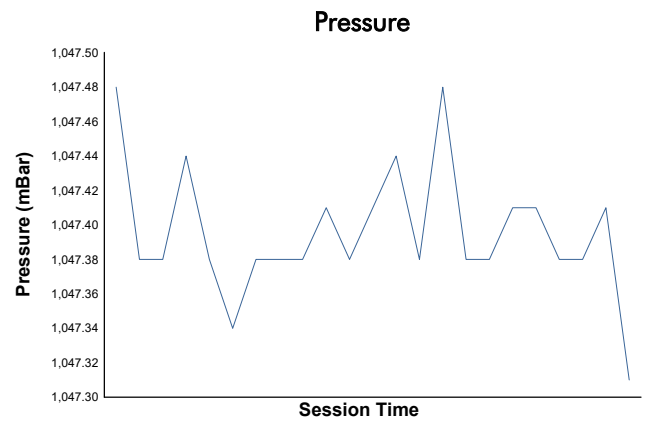
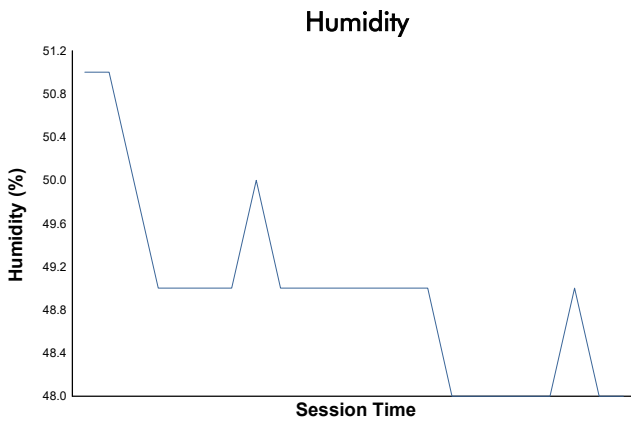
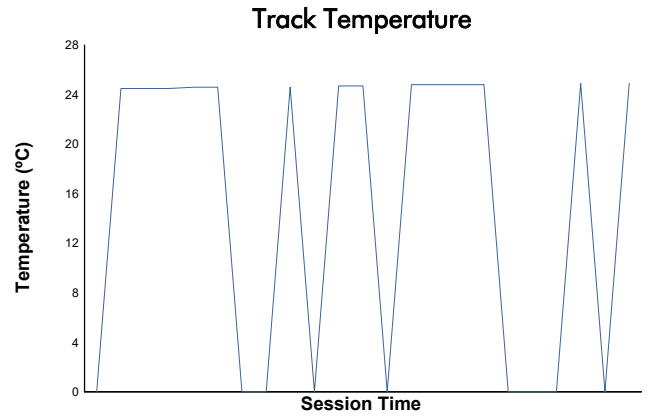
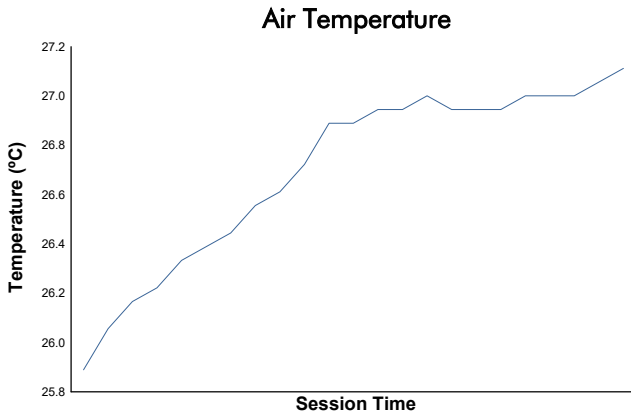


**FIM MOTO JUNIOR CIRCUIT DE BARCELONA CATALUNYA** Revised

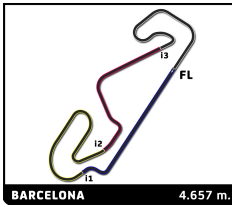
Moto3 Junior WCh 2026

Race 1 Moto3 Junior

Weather Report



Track Status: DRY



## Moto3 Junior WCh 2026

FIM MOTO JUNIOR CIRCUIT DE BARCELONA - CATALUNYA

Race 1 Moto3 Junior (14 Laps, 65.2 km.)

### Starting Grid

34 F. PILATO   30	73 L. RUSSO   32	81 M. GABARRINI   31	<b>11</b>
47 T. VARGA   27	27 H. MIGNOT KOKORA   29	75 F. SUROWIAK   28	<b>10</b>
12 G. PÉREZ   24	14 E. GUTIERREZ   26	18 P. OLIVARES   25	<b>9</b>
26 A. ENRÍQUEZ   21	99 R. SANJUAN   23	21 E. MICHIELON   22	<b>8</b>
72 D. DA COSTA   18	4 S. MOUNSEY   20	7 B. FERNANDEZ   19	<b>7</b>
97 R. OGIWARA   15	11 D. GONZÁLEZ   17	70 K. DANIEL JR   16	<b>6</b>
25 L. ABRUZZO   12	37 M. NIKOLIS   14	23 T. BORG   13	<b>5</b>
85 K. SINGHAPONG   9	33 E. BELLON   11	45 K. MONONYANE   10	<b>4</b>
17 Y. KARPUSHIN   6	77 K. TINEZ   8	31 G. PUGLIESE   7	<b>3</b>
32 K. RAMADHIPA   3	71 C. CANO   5	24 G. PLANQUES   4	<b>2</b>
	57 L. ZANNI   2	69 F. BUJOSA   1	<b>1</b>

**Pole**

RIDER 81 - BACK OF THE GRID  
RIDER 73 - BACK OF THE GRID  
RIDER 74 - FIRST RESERVE DRIVER  
RIDER 8 - SECOND RESERVE DRIVER

**Clerk of the Course:**

David Fuentes

**Timekeeper:**

Denís del Pozo