

Moto2 Ech 2026

FIM MOTO JUNIOR CIRCUIT DE BARCELON
Race 1 Moto2 (15 Laps, 69.9 km.)

Revised

Classification

No	Rider	Nat	Team	Bike	Tires	Cl.	Laps	Total Time	Gap	Kph	Best Lap		
											Lap	Time	Kph
1	44 Milan PAWELEC	POL	AGR TEAM	KALEX	Moto2		15	25:57.577	-	161.5	3	1:42.861	163.0
2	10 Unai ORRADRE	ESP	Momoven Racing	KALEX	Moto2		15	25:58.993	+1.416	161.3	2	1:42.701	163.2
3	49 Francesco MONGIARDO	ITA	MMR	KALEX	Moto2		15	26:02.935	+5.358	160.9	3	1:42.854	163.0
4	19 Alessandro MOROSI	ITA	EAGLE-1	KALEX	Moto2		15	26:06.733	+9.156	160.5	2	1:43.101	162.6
5	57 Javier PALOMERA	ESP	TEAM STYLOBIKE YAMAHA PHILIPPINES	KALEX	Moto2		15	26:07.021	+9.444	160.5	4	1:43.078	162.6
6	7 Dennis FOGGIA	ITA	team Ciatli - Boscoscuro	BOSCOSCURO	Moto2		15	26:07.197	+9.620	160.5	2	1:43.381	162.2
7	12 Jacob ROULSTONE	AUS	team Ciatli - Boscoscuro	BOSCOSCURO	Moto2		15	26:10.844	+13.267	160.1	2	1:43.163	162.5
8	29 Harrison VOIGHT	AUS	CARDOSO RACING	KALEX	Moto2		15	26:14.107	+16.530	159.8	2	1:43.441	162.1
9	77 Johan GIMBERT	FRA	TOP SURFACE ASPAR TEAM	KALEX	Moto2		15	26:15.456	+17.879	159.6	2	1:43.530	161.9
10	82 Stefano NEPA	ITA	Klint Racing Team Face	FORWARD	Moto2		15	26:17.123	+19.546	159.5	2	1:43.548	161.9
11	4 Eric FERNANDEZ	ESP	Fau55TeyRacing	BOSCOSCURO	Moto2		15	26:18.516	+20.939	159.3	2	1:42.803	163.1
12	26 Jonathan NAHLOUS	AUS	AGR TEAM	KALEX	Moto2		15	26:20.513	+22.936	159.1	4	1:44.223	160.9
13	92 Rossi MOOR	HUN	RM92 Racing Team	KALEX	Moto2		15	26:21.768	+24.191	159.0	3	1:43.640	161.8
14	32 Marcos LUDEÑA	ESP	MDR COMPETICION	KALEX	Moto2		15	26:21.902	+24.325	159.0	2	1:43.934	161.3
15	81 Joan SANTOS	ESP	TOP SURFACE ASPAR TEAM	KALEX	Moto2		15	26:24.181	+26.604	158.7	2	1:43.862	161.4
16	33 Pier Francesco VENTURINI	ITA	AC RACING TEAM	BOSCOSCURO	Moto2		15	26:27.417	+29.840	158.4	2	1:44.723	160.1
17	88 Marcos URIARTE	ESP	GV EBC RACING	BOSCOSCURO	Moto2		15	26:28.608	+31.031	158.3	3	1:44.593	160.3
18	94 Facundo LLAMBIAS	URU	Team Estrella Galicia 0	KALEX	Moto2		15	26:31.499	+33.922	158.0	2	1:43.556	161.9
19	51 Juan Pablo URIOSTEGUI	MEX	MMR	KALEX	Moto2		15	26:33.657	+36.080	157.8	2	1:44.738	160.1
20	20 Owen VAN TRIGT	NED	AGR TEAM	KALEX	Moto2		15	26:33.870	+36.293	157.8	2	1:45.355	159.1
21	2 Declan VAN ROSMALEN	AUS	EAGLE-1	KALEX	Moto2		15	26:38.660	+41.083	157.3	2	1:45.292	159.2
22	27 Max TOTH	USA	CARDOSO RACING	KALEX	Moto2		15	26:39.753	+42.176	157.2	3	1:45.388	159.1
23	61 Javier DEL OLMO	ESP	JDO RACING TEAM	KALEX	Moto2		15	26:52.462	+54.885	156.0	2	1:46.208	157.9
24	18 Jona EISENKOLB	GER	F. Koch Rennsport	KALEX	Moto2		15	27:10.080	+1:12.503	154.3	3	1:47.836	155.5

Retired

23	David REAL	ESP	TEAM STYLOBIKE YAMAHA PHILIPPINES	KALEX	Moto2		10	18:16.394			2	1:44.127	161.0
11	Iker GARCIA	ESP	TOP SURFACE ASPAR TEAM	KALEX	Moto2		2	3:33.331			2	1:43.978	161.2
43	Amanuel David BRINTON	GBR	PROMORACING FACTORY TEAM	KALEX	Moto2		1	2:22.856					
8	Marco TAPIA	ESP	Fau55TeyRacing	BOSCOSCURO	Moto2		1	14:56.410					
71	Ruben ROMERO	ESP	SF Racing	KALEX	Moto2								

Pole Position:

Fastest Lap:

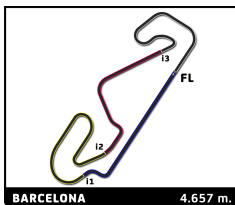
Lap2	Unai ORRADRE	1:42.701	163.2 Kph
------	--------------	-----------------	-----------

RIDER 10 - TIME PENALTY OF 3 SECONDS DUE TO OVERTAKING UNDER YELLOW FLAG

Published at:

Track Status: **DRY**

Clerk of the Course: David Fuentes	Timekeeper: Denis del Pozo
--	--------------------------------------



Moto2 Ech 2026

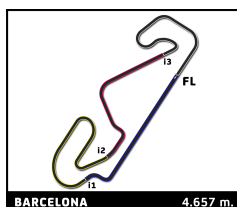
FIM MOTO JUNIOR CIRCUIT DE BARCELONA - CATALUNYA

Race 1 Moto2

Revised

Lap Chart

No	Pos	Grid	Lap															
			1	2	3	4	5	6	7	8	9	10	11	12	13	14	15	
4	1	4	4	4	4	44	44	10	10	10	10	10	10	10	10	44	44	44
7	2	7	7	44	44	10	10	44	44	44	44	44	44	44	10	10	10	10
44	3	44	44	7	10	7	7	49	49	49	49	49	49	49	49	49	49	49
10	4	10	94	10	7	49	49	57	57	57	57	57	57	57	57	57	57	19
57	5	57	49	94	49	57	57	7	7	7	7	7	7	7	19	19	19	57
49	6	49	10	49	57	29	29	12	12	19	19	19	19	19	7	7	7	7
12	7	12	29	29	29	12	12	19	19	12	12	12	12	12	12	12	12	12
19	8	19	57	57	12	19	19	29	29	29	29	29	77	29	29	29	29	29
29	9	29	12	12	19	77	77	77	77	77	77	77	29	77	77	77	77	77
94	10	94	19	19	94	94	82	82	82	82	82	82	82	82	82	82	82	82
8	11	8	77	77	77	82	92	92	92	92	92	92	92	92	4	4	4	4
82	12	82	11	82	82	92	94	94	81	32	26	26	26	26	92	26	26	26
71	13	71	82	11	92	81	81	81	32	26	32	32	32	4	26	92	92	92
11	14	11	92	92	81	32	32	32	26	81	81	81	4	32	32	32	32	32
92	15	92	81	81	32	26	26	26	94	23	23	4	81	81	81	81	81	81
77	16	77	32	32	23	23	23	23	23	94	94	88	88	88	88	33	33	33
26	17	26	26	23	26	88	88	88	88	88	4	33	33	33	33	88	88	88
81	18	81	23	26	33	33	33	33	33	4	88	94	94	94	94	94	94	94
32	19	32	33	33	88	51	51	51	51	33	33	51	51	51	51	51	51	51
88	20	88	88	88	51	2	4	4	4	51	51	20	20	20	20	20	20	20
43	21	43	51	51	2	20	20	20	20	20	20	2	2	2	2	2	2	2
23	22	23	27	2	20	27	2	2	2	2	2	27	27	27	27	27	27	27
33	23	33	2	20	27	4	27	27	27	27	27	61	61	61	61	61	61	61
20	24	20	20	27	61	61	61	61	61	61	18	18	18	18	18	18	18	18
27	25	27	61	61	18	18	18	18	18	18	18	23						
51	26	51	18	18														
61	27	61	43															
2	28	2	8															
18	29	18																



Moto2 Ech 2026

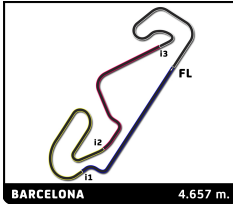
FIM MOTO JUNIOR CIRCUIT DE BARCELONA - CATALUNYA

Race 1 Moto2

Revised

Best Sector Times

Sector 1			Sector 2			Sector 3			Pos	No Rider	Ideal Lap	Best Lap
Pos	No Rider	Time	No Rider	Time	No Rider	Time						
1	4 E.FERNANDEZ	17.889	10 U.ORRADRE	33.267	44 M.PAWELEC	19.583	1	10 U.ORRADRE	1:42.443	1:42.701	(1)	
2	44 M.PAWELEC	17.923	4 E.FERNANDEZ	33.323	10 U.ORRADRE	19.593	2	4 E.FERNANDEZ	1:42.462	1:42.803	(2)	
3	10 U.ORRADRE	17.953	44 M.PAWELEC	33.394	4 E.FERNANDEZ	19.604	3	44 M.PAWELEC	1:42.637	1:42.861	(4)	
4	7 D.FOGGIA	17.957	57 J.PALOMERA	33.416	49 F.MONGIARDO	19.624	4	49 F.MONGIARDO	1:42.748	1:42.854	(3)	
5	57 J.PALOMERA	18.006	19 A.MOROSI	33.443	12 J.ROULSTONE	19.660	5	57 J.PALOMERA	1:42.762	1:43.078	(5)	
6	92 R.MOOR	18.006	94 F.LLAMBIAS	33.453	7 D.FOGGIA	19.694	6	19 A.MOROSI	1:42.922	1:43.101	(6)	
7	49 F.MONGIARDO	18.021	12 J.ROULSTONE	33.487	57 J.PALOMERA	19.704	7	7 D.FOGGIA	1:42.980	1:43.381	(8)	
8	19 A.MOROSI	18.025	29 H.VOIGHT	33.505	19 A.MOROSI	19.719	8	12 J.ROULSTONE	1:43.050	1:43.163	(7)	
9	12 J.ROULSTONE	18.042	49 F.MONGIARDO	33.513	77 J.GIMBERT	19.735	9	94 F.LLAMBIAS	1:43.052	1:43.556	(12)	
10	82 S.NEPA	18.070	7 D.FOGGIA	33.559	94 F.LLAMBIAS	19.737	10	29 H.VOIGHT	1:43.116	1:43.441	(9)	
11	29 H.VOIGHT	18.075	77 J.GIMBERT	33.573	29 H.VOIGHT	19.787	11	77 J.GIMBERT	1:43.419	1:43.530	(10)	
12	77 J.GIMBERT	18.080	82 S.NEPA	33.591	23 D.REAL	19.822	12	82 S.NEPA	1:43.510	1:43.548	(11)	
13	94 F.LLAMBIAS	18.087	11 I.GARCIA	33.657	92 R.MOOR	19.832	13	92 R.MOOR	1:43.611	1:43.640	(13)	
14	26 J.NAHLIOUS	18.154	81 J.SANTOS	33.691	82 S.NEPA	19.838	14	32 M.LUDEÑA	1:43.783	1:43.934	(15)	
15	23 D.REAL	18.166	32 M.LUDEÑA	33.728	81 J.SANTOS	19.874	15	81 J.SANTOS	1:43.862	1:43.862	(14)	
16	32 M.LUDEÑA	18.169	92 R.MOOR	33.756	32 M.LUDEÑA	19.907	16	11 I.GARCIA	1:43.927	1:43.978	(16)	
17	33 P.VENTURINI	18.174	51 J.URIOSTEGUI	33.759	26 J.NAHLIOUS	19.909	17	23 D.REAL	1:44.061	1:44.127	(17)	
18	81 J.SANTOS	18.201	26 J.NAHLIOUS	33.804	11 I.GARCIA	19.912	18	26 J.NAHLIOUS	1:44.074	1:44.223	(18)	
19	88 M.URIARTE	18.209	23 D.REAL	33.825	33 P.VENTURINI	19.982	19	88 M.URIARTE	1:44.536	1:44.593	(19)	
20	27 M.TOTH	18.305	88 M.URIARTE	33.931	51 J.URIOSTEGUI	20.031	20	33 P.VENTURINI	1:44.555	1:44.723	(20)	
21	11 I.GARCIA	18.309	33 P.VENTURINI	34.040	2 D.VAN ROSMALEN	20.039	21	51 J.URIOSTEGUI	1:44.603	1:44.738	(21)	
22	51 J.URIOSTEGUI	18.365	27 M.TOTH	34.132	20 O.VAN TRIGT	20.051	22	20 O.VAN TRIGT	1:44.981	1:45.355	(23)	
23	20 O.VAN TRIGT	18.367	20 O.VAN TRIGT	34.148	88 M.URIARTE	20.059	23	2 D.VAN ROSMALEN	1:45.199	1:45.292	(22)	
24	2 D.VAN ROSMALEN	18.403	2 D.VAN ROSMALEN	34.219	27 M.TOTH	20.214	24	27 M.TOTH	1:45.281	1:45.388	(24)	
25	61 J.DEL OLMO	18.525	61 J.DEL OLMO	34.376	61 J.DEL OLMO	20.321	25	61 J.DEL OLMO	1:45.989	1:46.208	(25)	
26	18 J.EISENKOLB	18.646	18 J.EISENKOLB	34.857	18 J.EISENKOLB	20.587	26	18 J.EISENKOLB	1:47.621	1:47.836	(26)	



Moto2 Ech 2026

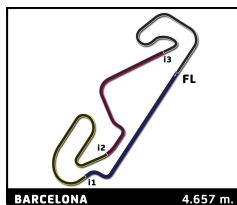
FIM MOTO JUNIOR CIRCUIT DE BARCELONA - CATALUNYA

Race 1 Moto2

Best Top Speed

Revised

No Rider	Team	Class	Top 1		Top 2		Top 3		Top 4		Top 5			
			Kph	Lap	Kph	Lap	Kph	Lap	Kph	Lap	Kph	Lap	Avg	
57	Javier PALOMERA	TEAM STYLOBIKE YAMAHA PHILIPPINES	Moto2	298.7	3	293.0	2	291.5	5	290.7	6	289.1	4	292.6
12	Jacob ROULSTONE	team Ciatti - Boscoscuro	Moto2	297.0	3	294.6	5	293.8	6	292.3	2	292.3	4	294.0
33	Pier Francesco VENTURINI	AC RACING TEAM	Moto2	296.2	9	295.4	3	295.4	11	294.6	6	294.6	10	295.2
7	Dennis FOGGIA	team Ciatti - Boscoscuro	Moto2	295.4	14	293.8	3	293.0	4	292.3	7	292.3	9	293.4
61	Javier DEL OLMO	JDO RACING TEAM	Moto2	295.4	2	284.6	3	284.6	6	283.9	4	283.9	5	286.5
10	Unai ORRADRE	Momoven Racing	Moto2	294.6	5	292.3	3	292.3	4	291.5	6	291.5	14	292.4
82	Stefano NEPA	Klint Racing Team Face	Moto2	294.6	5	293.8	2	293.0	4	289.9	3	288.4	6	291.9
94	Facundo LLAMBIAS	Team Estrella Galicia 0	Moto2	294.6	5	294.6	6	293.8	4	293.0	3	292.3	7	293.7
19	Alessandro MOROSI	EAGLE-1	Moto2	293.8	2	289.9	5	289.9	7	289.9	11	289.9	12	290.7
26	Jonathan NAHLOUS	AGR TEAM	Moto2	293.8	7	293.0	8	289.1	6	288.4	2	288.4	4	290.5
77	Johan GIMBERT	TOP SURFACE ASPAR TEAM	Moto2	293.8	4	293.0	12	291.5	5	291.5	9	291.5	13	292.3
92	Rossi MOOR	RM92 Racing Team	Moto2	293.8	2	293.8	3	293.8	4	293.0	6	290.7	5	293.0
44	Milan PAWELEC	AGR TEAM	Moto2	293.0	8	292.3	4	292.3	10	292.3	11	291.5	3	292.3
88	Marcos URIARTE	GV EBC RACING	Moto2	293.0	2	293.0	3	292.3	4	292.3	5	292.3	10	292.6
23	David REAL	TEAM STYLOBIKE YAMAHA PHILIPPINES	Moto2	292.3	8	291.5	2	289.1	6	289.1	7	286.1	5	289.6
32	Marcos LUDENA	MDR COMPETICION	Moto2	292.3	2	289.9	3	289.9	7	289.9	8	289.9	12	290.4
81	Joan SANTOS	TOP SURFACE ASPAR TEAM	Moto2	292.3	9	292.3	12	291.5	10	289.9	3	289.1	6	291.0
4	Eric FERNANDEZ	Fau55TeyRacing	Moto2	291.5	5	291.5	7	291.5	11	290.7	6	290.7	15	291.2
49	Francesco MONGIARDO	MMR	Moto2	291.5	12	289.9	9	289.9	11	289.9	13	289.1	8	290.1
20	Owen VAN TRIGT	AGR TEAM	Moto2	290.7	2	290.7	3	290.7	4	288.4	6	287.6	14	289.6
51	Juan Pablo URIOSTEGUI	MMR	Moto2	290.7	3	289.9	2	289.9	6	289.1	5	288.4	4	289.6
29	Harrison VOIGHT	CARDOSO RACING	Moto2	289.9	3	288.4	11	287.6	5	286.1	2	285.4	4	287.5
2	Declan VAN ROSMALEN	EAGLE-1	Moto2	288.4	2	288.4	3	288.4	4	288.4	6	286.9	7	288.1
27	Max TOTH	CARDOSO RACING	Moto2	286.9	4	286.1	3	285.4	5	285.4	7	284.6	2	285.7
18	Jona EISENKOLB	F. Koch Rennsport	Moto2	286.1	2	284.6	3	284.6	6	283.9	4	283.1	5	284.5
11	Iker GARCIA	TOP SURFACE ASPAR TEAM	Moto2	284.6	2	244.9	1							264.8
8	Marco TAPIA	Fau55TeyRacing	Moto2	251.1	1									251.1
43	Amanuel David BRINTON	PROMORACING FACTORY TEAM	Moto2	233.3	1									233.3
71	Ruben ROMERO	SF Racing	Moto2											



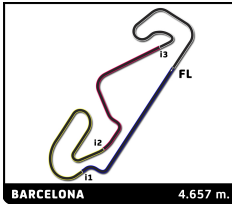
Moto2 Ech 2026

FIM MOTO JUNIOR CIRCUIT DE BARCELONA - CATALUNYA Race 1 Moto2

Revised

Fastest Lap Sequence

Elapsed	No Rider	Team	Bike	Class	Time	Kph	Lap
3:28.657	4 Eric FERNANDEZ	Fau55TeyRacing	BOSCOSCURO	Moto2	1:42.803	163.1	2
3:30.023	10 Unai ORRADRE	Momoven Racing	KALEX	Moto2	1:42.701	163.2	2



Moto2 Ech 2026

FIM MOTO JUNIOR CIRCUIT DE BARCELONA - CATALUNYA

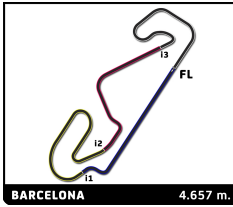
Race 1 Moto2

Analysis by lap

Revised

Lapped

No	Lap Time	Gap	No	Lap Time	Gap	No	Lap Time	Gap	No	Lap Time	Gap	No	Lap Time	Gap
Lap 1			Lap 3			Lap 6			Lap 8			Lap 10		
4	1:45.854	0.000	4	1:43.065		10	1:43.655		10	1:43.418		10	1:43.907	
7	1:46.559	0.705	7	1:43.429	1.647	44	1:44.046	0.198	44	1:43.537	0.396	44	1:43.841	0.234
44	1:46.771	0.917	44	1:42.861	0.894	49	1:43.455	1.337	49	1:43.515	1.567	49	1:43.716	1.017
94	1:47.086	1.232	10	1:42.842	1.143	57	1:43.797	2.018	57	1:43.683	2.189	57	1:44.040	2.346
49	1:47.123	1.269	7	1:43.429	1.647	7	1:44.892	2.686	7	1:43.930	3.752	7	1:44.472	4.515
10	1:47.322	1.468	49	1:42.854	1.827	12	1:43.772	3.504	12	1:44.405	4.812	12	1:44.931	6.413
29	1:47.583	1.729	57	1:43.333	2.669	19	1:43.889	3.780	19	1:44.826	7.389	19	1:44.468	4.791
57	1:47.815	1.961	29	1:43.699	3.001	29	1:44.804	4.372	77	1:44.304	7.993	12	1:44.972	9.600
12	1:48.286	2.432	12	1:43.918	3.645	77	1:44.421	6.075	82	1:44.769	9.843	29	1:45.283	9.843
19	1:48.419	2.565	19	1:43.970	3.768	82	1:44.631	7.505	92	1:44.618	10.383	82	1:44.826	11.730
77	1:49.111	3.257	94	1:45.180	4.100	92	1:44.592	7.982	26	1:44.794	12.794	92	1:45.531	13.650
11	1:49.353	3.499	77	1:43.734	4.653	94	1:45.162	9.181	81	1:45.399	13.061	26	1:44.964	15.117
82	1:49.481	3.627	82	1:43.847	5.154	81	1:44.957	9.310	23	1:45.025	13.988	32	1:45.063	15.408
92	1:49.711	3.857	92	1:43.640	5.396	32	1:44.791	9.738	94	1:45.840	14.693	81	1:45.368	15.927
81	1:49.881	4.027	81	1:44.264	6.285	26	1:44.492	9.891	88	1:45.206	15.952	4	1:44.100	16.911
32	1:50.035	4.181	32	1:44.498	6.745	23	1:44.598	10.489	4	1:43.972	16.096	88	1:45.772	19.718
26	1:50.488	4.634	23	1:44.658	7.707	88	1:44.920	12.520	33	1:45.161	16.307	33	1:45.696	19.886
23	1:50.644	4.790	26	1:44.270	7.779	33	1:44.923	12.963	51	1:45.859	17.661	94	1:47.721	20.491
33	1:50.995	5.141	33	1:44.740	8.736	51	1:45.182	13.468	20	1:45.806	22.872	51	1:46.635	22.679
88	1:51.256	5.402	88	1:44.593	8.803	4	1:43.617	15.171	2	1:46.092	23.624	20	1:45.748	26.692
51	1:51.693	5.839	51	1:44.848	9.557	20	1:45.745	18.120	27	1:46.229	24.551	27	1:46.385	29.726
27	1:52.276	6.422	2	1:45.698	11.588	2	1:45.735	18.818	61	1:47.159	30.312	61	1:47.112	36.762
2	1:52.320	6.466	20	1:45.424	11.678	27	1:46.104	19.424	18	1:48.374	42.049	18	1:48.257	50.747
20	1:52.621	6.767	2	1:45.388	12.091	61	1:46.680	23.127	8	1:48.410	7 Laps	23	2:27.017	59.090
61	1:53.238	7.384	27	1:46.328	14.052	18	1:48.020	32.473	Lap 9			Lap 11		
18	1:55.082	9.228	18	1:47.836	19.040	Lap 7			10	1:43.907		10	1:44.247	
43	2:22.856	37.002	Lap 4			10	1:43.432		44	1:43.811	0.300	44	1:44.154	0.141
			44	1:42.883		44	1:43.511	0.277	49	1:43.548	1.208	49	1:43.983	0.753
			10	1:42.771	0.137				Lap 5			57	1:44.596	2.695
			7	1:43.424	1.294				7	1:44.602	4.870			
			49	1:43.465	1.515									
			57	1:43.078	1.970									
			29	1:43.668	2.892									
			12	1:43.465	3.333									
			19	1:43.508	3.499									
			77	1:43.768	4.644									
			94	1:45.124	5.447									
			82	1:44.113	5.490									
			92	1:44.252	5.871									
			81	1:44.571	7.079									
			32	1:44.543	7.511									
			26	1:44.223	8.225									
			23	1:44.726	8.656									
			88	1:44.776	9.802									
			33	1:45.251	10.210									
			51	1:44.871	10.651									
			2	1:46.171	13.982									
			20	1:46.126	14.027									
			27	1:46.131	14.445									
			4	1:58.239	14.462									
			61	1:46.663	16.938									
			18	1:48.292	23.555									



Moto2 Ech 2026

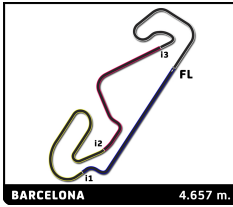
FIM MOTO JUNIOR CIRCUIT DE BARCELONA - CATALUNYA

Race 1 Moto2

Sector Analysis

Revised

Legend: — Invalidated Lap ■ Personal Best ■ Session Best B Crossing the pit lane															
Lap	Time	Sector 1	Sector 2	Sector 3	Sector 4	T.Sp	Lap	Time	Sector 1	Sector 2	Sector 3	Sector 4	T.Sp		
44	Milan PAWELEC						POL	1	1:48.419	22.448	34.098	19.944	31.929	245.4	
	AGR TEAM						KALEX	2	1:43.101	18.204	33.443	19.719	31.735	293.8	
1	1:46.771	21.698	33.641	19.695	31.737	243.2	3	1:43.970	18.141	33.675	19.816	32.338	286.9		
2	1:42.984	18.100	33.470	19.583	31.831	288.4	4	1:43.508	18.103	33.691	19.739	31.975	289.1		
3	1:42.861	17.984	33.394	19.698	31.785	291.5	5	1:43.533	18.043	33.654	19.800	32.036	289.9		
4	1:42.883	17.923	33.406	19.634	31.920	292.3	6	1:43.889	18.221	33.749	19.791	32.128	288.4		
5	1:43.293	18.007	33.573	19.717	31.996	289.9	7	1:43.736	18.025	33.758	19.805	32.148	289.9		
6	1:44.046	18.157	34.249	19.743	31.897	289.9	8	1:43.680	18.111	33.686	19.775	32.108	289.1		
7	1:43.511	18.118	33.720	19.724	31.949	290.7	9	1:43.791	18.100	33.718	19.794	32.179	285.4		
8	1:43.537	18.080	33.683	19.697	32.077	293.0	10	1:44.468	18.144	34.122	19.879	32.323	287.6		
9	1:43.811	18.094	33.963	19.707	32.047	290.7	11	1:44.488	18.205	33.934	20.004	32.345	289.9		
10	1:43.841	18.087	33.739	19.792	32.223	292.3	12	1:44.687	18.305	33.910	19.965	32.507	289.9		
11	1:44.154	18.129	33.731	19.910	32.384	292.3	13	1:44.982	18.283	34.084	19.936	32.679	287.6		
12	1:44.309	18.241	33.867	19.854	32.347	287.6	14	1:45.115	18.313	34.057	20.096	32.649	286.1		
13	1:44.007	18.074	33.881	19.832	32.220	287.6	15	1:45.366	18.362	34.252	20.081	32.671	283.9		
14	1:43.752	18.110	33.801	19.709	32.132	289.9									
15	1:43.817	18.048	33.798	19.784	32.187	290.7									
10	Unai ORRADRE						ESP	57	Javier PALOMERA						ESP
	Momoven Racing						KALEX		TEAM STYLOBIKE YAMAHA PHILIPPINE						KALEX
1	1:47.322	22.317	33.630	19.688	31.687	246.0	1	1:47.815	22.514	33.940	19.725	31.636	246.0		
2	1:42.701	18.152	33.267	19.652	31.630	289.1	2	1:43.243	18.097	33.500	19.852	31.794	293.0		
3	1:42.842	18.057	33.323	19.593	31.869	292.3	3	1:43.333	18.059	33.545	19.850	31.879	298.7		
4	1:42.771	17.953	33.293	19.630	31.895	292.3	4	1:43.078	18.047	33.416	19.740	31.875	289.1		
5	1:43.349	17.982	33.685	19.751	31.931	294.6	5	1:43.392	18.039	33.543	19.783	32.027	291.5		
6	1:43.655	18.103	33.825	19.810	31.917	291.5	6	1:43.797	18.177	33.770	19.704	32.146	290.7		
7	1:43.432	18.049	33.609	19.793	31.981	288.4	7	1:43.338	18.006	33.589	19.739	32.004	288.4		
8	1:43.418	18.035	33.571	19.785	32.027	286.9	8	1:43.683	18.027	33.684	19.756	32.216	286.1		
9	1:43.907	18.125	33.810	19.853	32.119	286.1	9	1:43.931	18.058	33.793	19.752	32.328	289.1		
10	1:43.907	18.081	33.616	19.863	32.347	286.1	10	1:44.040	18.185	33.898	19.785	32.172	289.1		
11	1:44.247	18.066	33.767	20.016	32.398	287.6	11	1:44.596	18.125	34.110	19.909	32.452	288.4		
12	1:44.326	18.176	33.823	19.930	32.397	287.6	12	1:44.826	18.166	34.087	20.003	32.570	286.9		
13	1:44.537	18.420	33.904	19.911	32.302	286.1	13	1:45.142	18.289	34.209	19.948	32.696	287.6		
14	1:44.025	18.094	33.764	19.838	32.329	291.5	14	1:46.101	18.311	34.462	20.145	33.183	286.1		
15	1:44.554	18.215	33.829	19.975	32.535	289.9	15	1:46.706	18.392	34.636	20.262	33.416	286.9		
49	Francesco MONGIARDO						ITA	7	Dennis FOGGIA						ITA
	MMR						KALEX		team Ciatti - Boscoscuro						BOSCOSCURO
1	1:47.123	21.983	33.765	19.661	31.714	246.0	1	1:46.559	21.509	33.586	19.694	31.770	246.0		
2	1:43.572	18.257	33.637	19.707	31.971	283.1	2	1:43.381	17.996	33.559	19.768	32.058	290.7		
3	1:42.854	18.127	33.513	19.624	31.590	287.6	3	1:43.429	17.957	33.623	19.769	32.080	293.8		
4	1:43.465	18.021	33.577	19.794	32.073	283.1	4	1:43.424	17.978	33.654	19.723	32.069	293.0		
5	1:43.508	18.080	33.693	19.788	31.947	285.4	5	1:43.641	18.001	33.725	19.837	32.078	291.5		
6	1:43.455	18.325	33.531	19.731	31.868	285.4	6	1:44.892	18.530	34.048	19.778	32.536	287.6		
7	1:43.565	18.057	33.595	19.790	32.123	288.4	7	1:43.986	18.131	33.725	19.857	32.273	292.3		
8	1:43.515	18.076	33.595	19.814	32.030	289.1	8	1:43.930	18.089	33.775	19.803	32.263	289.9		
9	1:43.548	18.025	33.659	19.830	32.034	289.9	9	1:44.105	18.026	33.963	19.804	32.312	292.3		
10	1:43.716	18.064	33.731	19.852	32.069	289.1	10	1:44.472	18.221	33.995	19.911	32.345	290.7		
11	1:43.983	18.096	33.758	19.868	32.261	289.9	11	1:44.602	18.221	33.984	19.916	32.481	290.7		
12	1:44.145	18.084	34.013	19.889	32.159	291.5	12	1:44.644	18.209	33.996	19.931	32.508	289.9		
13	1:44.293	18.131	33.937	19.929	32.296	289.9	13	1:45.720	18.334	34.382	20.134	32.870	289.9		
14	1:45.403	18.238	34.076	20.105	32.984	289.1	14	1:45.108	18.251	34.266	20.022	32.569	295.4		
15	1:46.790	18.442	34.462	20.247	33.639	288.4	15	1:45.304	18.236	34.282	20.035	32.751	292.3		
19	Alessandro MOROSI						ITA	12	Jacob ROULSTONE						AUS
	EAGLE-1						KALEX		team Ciatti - Boscoscuro						BOSCOSCURO
1	1:48.286	22.292	33.907	19.899	32.188	248.8	1	1:48.286	22.292	33.907	19.899	32.188	248.8		
2	1:43.163	18.155	33.487	19.660	31.861	292.3	2	1:43.163	18.155	33.487	19.660	31.861	292.3		
3	1:43.918	18.068	33.689	19.774	32.387	297.0	3	1:43.918	18.068	33.689	19.774	32.387	297.0		



Moto2 Ech 2026

FIM MOTO JUNIOR CIRCUIT DE BARCELONA - CATALUNYA

Race 1 Moto2

Sector Analysis

Revised

Lap	Time	Sector 1	Sector 2	Sector 3	Sector 4	T.Sp	Lap	Time	Sector 1	Sector 2	Sector 3	Sector 4	T.Sp
4	1:43.465	18.103	33.616	19.718	32.028	292.3	7	1:44.419	18.262	33.845	19.995	32.317	288.4
5	1:43.540	18.042	33.619	19.788	32.091	294.6	8	1:44.769	18.174	34.016	20.147	32.432	286.1
6	1:43.772	18.070	33.669	19.773	32.260	293.8	9	1:44.875	18.235	34.035	20.086	32.519	288.4
7	1:43.753	18.168	33.687	19.764	32.134	290.7	10	1:44.826	18.226	34.071	20.049	32.480	288.4
8	1:44.405	18.264	34.015	19.838	32.288	291.5	11	1:45.155	18.278	34.164	20.100	32.613	288.4
9	1:44.484	18.221	33.876	19.915	32.472	291.5	12	1:45.408	18.283	34.206	20.238	32.681	287.6
10	1:44.931	18.373	34.143	19.867	32.548	290.7	13	1:45.600	18.405	34.244	20.117	32.834	285.4
11	1:45.032	18.275	34.073	19.951	32.733	289.1	14	1:45.690	18.464	34.305	20.113	32.808	286.1
12	1:45.168	18.387	34.059	19.979	32.743	288.4	15	1:46.236	18.402	34.725	20.183	32.926	288.4
13	1:45.541	18.377	34.249	20.134	32.781	289.1							
14	1:45.332	18.258	34.208	20.058	32.808	289.9							
15	1:46.054	18.412	34.426	20.181	33.035	289.1							

29 Harrison VOIGHT AUS
CARDOSO RACING KALEX

1	1:47.583	22.214	33.833	19.787	31.749	241.6
2	1:43.441	18.169	33.505	19.872	31.895	286.1
3	1:43.699	18.242	33.634	19.877	31.946	289.9
4	1:43.668	18.176	33.523	19.804	32.165	285.4
5	1:43.817	18.075	33.679	19.877	32.186	287.6
6	1:44.804	18.444	34.149	19.902	32.309	283.9
7	1:45.041	18.365	33.978	19.963	32.735	284.6
8	1:44.826	18.290	34.005	20.133	32.398	284.6
9	1:44.985	18.363	34.062	20.024	32.536	284.6
10	1:45.283	18.601	34.127	20.028	32.527	283.1
11	1:44.968	18.256	34.073	20.027	32.612	288.4
12	1:45.182	18.343	34.050	20.212	32.577	283.9
13	1:45.352	18.514	34.111	20.056	32.671	284.6
14	1:45.644	18.370	34.286	20.133	32.855	283.1
15	1:45.814	18.355	34.298	20.220	32.941	284.6

77 Johan GIMBERT FRA
TOP SURFACE ASPAR TEAM KALEX

1	1:49.111	22.749	34.254	19.735	32.373	246.5
2	1:43.530	18.096	33.573	19.830	32.031	290.7
3	1:43.734	18.080	33.721	19.867	32.066	289.9
4	1:43.768	18.086	33.632	19.869	32.181	293.8
5	1:44.151	18.112	33.761	19.974	32.304	291.5
6	1:44.421	18.184	33.850	19.932	32.455	290.7
7	1:44.464	18.293	33.891	19.952	32.328	289.1
8	1:44.304	18.121	33.861	19.953	32.369	289.9
9	1:44.449	18.127	33.933	20.043	32.346	291.5
10	1:44.972	18.237	34.099	20.051	32.585	289.9
11	1:45.400	18.285	34.045	20.162	32.908	289.1
12	1:45.403	18.315	34.087	20.290	32.711	293.0
13	1:45.647	18.314	34.205	20.141	32.987	291.5
14	1:45.693	18.391	34.249	20.134	32.919	289.1
15	1:46.409	18.342	34.406	20.423	33.238	289.9

82 Stefano NEPA ITA
Klint Racing Team Face FORWARD

1	1:49.481	22.980	34.361	19.993	32.147	247.1
2	1:43.548	18.070	33.591	19.876	32.011	293.8
3	1:43.847	18.153	33.732	19.838	32.124	289.9
4	1:44.113	18.108	33.823	19.914	32.268	293.0
5	1:44.525	18.261	33.882	20.094	32.288	294.6
6	1:44.631	18.242	33.935	20.042	32.412	288.4

4 Eric FERNANDEZ ESP
Fau55TeyRacing BOSCOSCURO

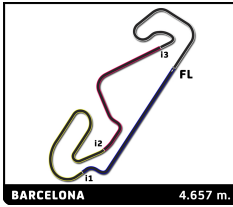
1	1:45.854	21.281	33.323	19.604	31.646	243.8
2	1:42.803	18.047	33.438	19.604	31.714	286.9
3	1:43.065	17.983	33.470	19.781	31.831	286.9
4	1:58.239	17.889	33.540	19.666	47.144	288.4
5	1:44.233	18.276	34.060	19.907	31.990	291.5
6	1:43.617	18.007	33.661	19.843	32.106	290.7
7	1:43.803	18.135	33.736	19.794	32.138	291.5
8	1:43.972	18.285	33.849	19.815	32.023	289.1
9	1:44.529	18.248	34.199	19.811	32.271	287.6
10	1:44.100	18.111	33.935	19.824	32.230	289.9
11	1:44.122	18.023	33.948	19.903	32.248	291.5
12	1:44.545	18.237	34.108	19.934	32.266	289.1
13	1:45.646	18.264	34.763	19.982	32.637	286.9
14	1:44.804	18.267	34.069	19.955	32.513	289.1
15	1:45.184	18.188	34.272	19.990	32.734	290.7

26 Jonathan NAHLOUS AUS
AGR TEAM KALEX

1	1:50.488	23.298	34.847	20.136	32.207	250.5
2	1:44.743	18.511	34.043	19.947	32.242	288.4
3	1:44.270	18.191	33.884	19.909	32.286	287.6
4	1:44.223	18.160	33.804	19.916	32.343	288.4
5	1:44.315	18.154	33.981	19.940	32.240	288.4
6	1:44.492	18.215	33.930	19.936	32.411	289.1
7	1:44.959	18.283	34.178	20.103	32.395	293.8
8	1:44.794	18.290	34.029	20.052	32.423	293.0
9	1:45.173	18.330	34.274	20.050	32.519	286.9
10	1:44.964	18.221	34.102	20.014	32.627	287.6
11	1:45.152	18.305	34.179	20.078	32.590	286.1
12	1:45.082	18.272	34.114	20.007	32.689	287.6
13	1:46.302	18.318	34.610	20.164	33.210	288.4
14	1:45.935	18.503	34.524	20.297	32.611	287.6
15	1:45.621	18.403	34.319	20.167	32.732	285.4

92 Rossi MOOR HUN
RM92 Racing Team KALEX

1	1:49.711	23.093	34.596	19.929	32.093	250.5
2	1:43.767	18.127	33.773	19.850	32.017	293.8
3	1:43.640	18.006	33.756	19.832	32.046	293.8
4	1:44.252	18.137	34.099	19.894	32.122	293.8
5	1:44.660	18.224	34.073	20.023	32.340	290.7
6	1:44.592	18.280	34.000	20.005	32.307	293.0
7	1:44.633	18.128	34.115	19.991	32.399	289.9
8	1:44.618	18.123	34.039	19.986	32.470	289.9
9	1:45.550	18.287	34.341	20.132	32.790	289.1



Moto2 Ech 2026

FIM MOTO JUNIOR CIRCUIT DE BARCELONA - CATALUNYA

Race 1 Moto2

Sector Analysis

Revised

— Invalidated Lap ■ Personal Best ■ Session Best B Crossing the pit lane

Lap	Time	Sector 1	Sector 2	Sector 3	Sector 4	T.Sp
10	1:45.531	18.296	34.302	20.173	32.760	289.1
11	1:45.689	18.337	34.417	20.144	32.791	288.4
12	1:45.745	18.334	34.184	20.183	33.044	286.1
13	1:46.533	18.468	34.639	20.273	33.153	286.1
14	1:46.512	18.416	34.530	20.342	33.224	290.7
15	1:46.335	18.448	34.492	20.304	33.091	287.6

32 **Marcos LUDEÑA** ESP
MDR COMPETICION KALEX

Lap	Time	Sector 1	Sector 2	Sector 3	Sector 4	T.Sp
1	1:50.035	23.372	34.613	20.071	31.979	249.4
2	1:43.934	18.295	33.728	19.907	32.004	292.3
3	1:44.498	18.263	33.761	19.982	32.492	289.9
4	1:44.543	18.228	33.941	19.996	32.378	289.1
5	1:44.577	18.283	33.932	20.024	32.338	287.6
6	1:44.791	18.262	33.988	20.107	32.434	286.1
7	1:44.934	18.255	34.229	20.056	32.394	289.9
8	1:44.917	18.169	34.045	20.157	32.546	289.9
9	1:45.420	18.255	34.261	20.098	32.806	288.4
10	1:45.063	18.317	34.091	20.077	32.578	288.4
11	1:45.347	18.356	34.168	20.097	32.726	289.1
12	1:45.670	18.415	34.369	20.123	32.763	289.9
13	1:45.814	18.361	34.369	20.243	32.841	286.9
14	1:46.220	18.476	34.503	20.303	32.938	287.6
15	1:46.139	18.448	34.542	20.228	32.921	287.6

81 **Joan SANTOS** ESP
TOP SURFACE ASPAR TEAM KALEX

Lap	Time	Sector 1	Sector 2	Sector 3	Sector 4	T.Sp
1	1:49.881	23.180	34.477	20.062	32.162	252.8
2	1:43.862	18.201	33.691	19.874	32.096	288.4
3	1:44.264	18.246	33.697	19.981	32.340	289.9
4	1:44.571	18.361	33.929	19.952	32.329	286.9
5	1:44.415	18.307	33.831	19.995	32.282	286.9
6	1:44.957	18.255	34.036	20.106	32.560	289.1
7	1:45.202	18.465	34.145	20.026	32.566	289.1
8	1:45.399	18.515	34.076	20.219	32.589	282.4
9	1:45.312	18.272	34.297	20.091	32.652	292.3
10	1:45.368	18.358	34.255	20.159	32.596	291.5
11	1:45.293	18.296	34.030	20.121	32.846	288.4
12	1:46.085	18.518	34.423	20.236	32.908	292.3
13	1:46.271	18.510	34.431	20.369	32.961	285.4
14	1:46.741	18.578	34.761	20.344	33.058	285.4
15	1:46.560	18.565	34.554	20.373	33.068	286.9

33 **Pier Francesco VENTURINI** ITA
AC RACING TEAM BOSCOSCURO

Lap	Time	Sector 1	Sector 2	Sector 3	Sector 4	T.Sp
1	1:50.995	23.463	34.973	20.137	32.422	252.8
2	1:44.723	18.298	34.040	20.026	32.359	292.3
3	1:44.740	18.204	34.077	19.992	32.467	295.4
4	1:45.251	18.299	34.394	20.113	32.445	293.0
5	1:44.971	18.322	34.060	20.054	32.535	290.7
6	1:44.923	18.285	34.150	19.982	32.506	294.6
7	1:45.033	18.266	34.076	20.157	32.534	292.3
8	1:45.161	18.174	34.076	20.136	32.775	293.0
9	1:45.697	18.326	34.311	20.413	32.647	296.2
10	1:45.696	18.273	34.332	20.276	32.815	294.6
11	1:45.745	18.301	34.382	20.219	32.843	295.4
12	1:46.009	18.300	34.380	20.366	32.963	294.6

Lap	Time	Sector 1	Sector 2	Sector 3	Sector 4	T.Sp
13	1:46.284	18.405	34.548	20.320	33.011	293.0
14	1:45.981	18.234	34.485	20.282	32.980	293.0
15	1:46.208	18.358	34.550	20.282	33.018	289.1

88 **Marcos URIARTE** ESP
GV EBC RACING BOSCOSCURO

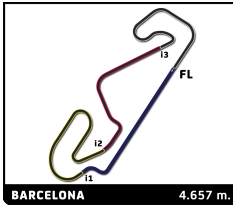
Lap	Time	Sector 1	Sector 2	Sector 3	Sector 4	T.Sp
1	1:51.256	23.733	34.912	20.141	32.470	236.9
2	1:44.676	18.265	34.015	20.059	32.337	293.0
3	1:44.593	18.235	33.931	20.066	32.361	293.0
4	1:44.776	18.251	34.091	20.061	32.373	292.3
5	1:44.939	18.209	34.079	20.145	32.506	292.3
6	1:44.920	18.265	34.040	20.118	32.497	291.5
7	1:45.076	18.254	34.064	20.157	32.601	289.9
8	1:45.206	18.253	34.114	20.183	32.656	290.7
9	1:45.808	18.319	34.492	20.238	32.759	291.5
10	1:45.772	18.360	34.302	20.294	32.816	292.3
11	1:45.668	18.343	34.246	20.308	32.771	289.9
12	1:46.055	18.412	34.328	20.344	32.971	289.9
13	1:46.320	18.483	34.490	20.344	33.003	287.6
14	1:46.582	18.653	34.525	20.398	33.006	286.1
15	1:46.961	18.480	34.610	20.510	33.361	290.7

94 **Facundo LLAMBIAS** URU
Team Estrella Galicia 0 KALEX

Lap	Time	Sector 1	Sector 2	Sector 3	Sector 4	T.Sp
1	1:47.086	22.121	33.453	19.737	31.775	246.0
2	1:43.556	18.137	33.614	19.765	32.040	290.7
3	1:45.180	18.087	33.830	20.169	33.094	293.0
4	1:45.124	18.417	34.144	20.037	32.526	293.8
5	1:45.713	18.414	34.512	20.144	32.643	294.6
6	1:45.162	18.301	34.130	20.112	32.619	294.6
7	1:46.522	18.445	34.893	20.296	32.888	292.3
8	1:45.840	18.620	34.304	20.173	32.743	291.5
9	1:45.891	18.376	34.347	20.209	32.959	291.5
10	1:47.721	18.756	34.644	20.336	33.985	289.9
11	1:46.316	18.543	34.553	20.230	32.990	287.6
12	1:46.519	18.467	34.541	20.376	33.135	289.9
13	1:46.675	18.505	34.624	20.346	33.200	290.7
14	1:46.868	18.614	34.501	20.479	33.274	289.1
15	1:47.326	18.624	34.704	20.553	33.445	289.1

51 **Juan Pablo URIOSTEGUI** MEX
MMR KALEX

Lap	Time	Sector 1	Sector 2	Sector 3	Sector 4	T.Sp
1	1:51.693	23.615	35.270	20.197	32.611	251.7
2	1:44.738	18.400	33.800	20.090	32.448	289.9
3	1:44.848	18.403	33.850	20.031	32.564	290.7
4	1:44.871	18.424	33.833	20.160	32.454	288.4
5	1:44.776	18.426	33.759	20.127	32.464	289.1
6	1:45.182	18.365	33.984	20.130	32.703	289.9
7	1:45.184	18.537	33.966	20.135	32.546	287.6
8	1:45.859	18.586	34.307	20.192	32.774	287.6
9	1:46.197	18.781	34.198	20.300	32.918	286.1
10	1:46.635	18.782	34.373	20.385	33.095	284.6
11	1:46.378	18.698	34.287	20.280	33.113	283.1
12	1:46.329	18.657	34.242	20.371	33.059	282.4
13	1:46.590	18.718	34.317	20.503	33.052	282.4
14	1:46.752	18.745	34.283	20.533	33.191	283.9
15	1:47.625	18.872	34.516	20.749	33.488	283.1



Moto2 Ech 2026

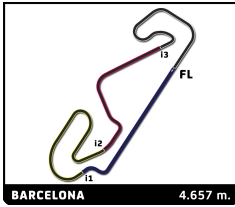
FIM MOTO JUNIOR CIRCUIT DE BARCELONA - CATALUNYA

Race 1 Moto2

Sector Analysis

Revised

_ Invalidated Lap							■ Personal Best	■ Session Best	B Crossing the pit lane					
Lap	Time	Sector 1	Sector 2	Sector 3	Sector 4	T.Sp	Lap	Time	Sector 1	Sector 2	Sector 3	Sector 4	T.Sp	
20 Owen VAN TRIGT							NED							
AGR TEAM							KALEX							
1	1:52.621	24.590	35.084	20.230	32.717	250.5	1	1:53.238	24.536	35.326	20.609	32.767	256.4	
2	1:45.355	18.632	34.257	20.051	32.415	290.7	2	1:46.208	18.525	34.511	20.321	32.851	295.4	
3	1:45.424	18.367	34.148	20.176	32.733	290.7	3	1:46.328	18.555	34.421	20.441	32.911	284.6	
4	1:46.126	18.654	34.332	20.290	32.850	290.7	4	1:46.663	18.556	34.376	20.423	33.308	283.9	
5	1:45.489	18.407	34.245	20.246	32.591	286.1	5	1:46.650	18.588	34.458	20.415	33.189	283.9	
6	1:45.745	18.477	34.404	20.133	32.731	288.4	6	1:46.680	18.589	34.551	20.438	33.102	284.6	
7	1:45.796	18.480	34.321	20.201	32.794	286.9	7	1:46.876	18.782	34.657	20.375	33.062	282.4	
8	1:45.806	18.484	34.377	20.170	32.775	286.1	8	1:47.159	18.645	34.716	20.508	33.290	283.1	
9	1:45.886	18.474	34.350	20.192	32.870	286.1	9	1:47.152	18.747	34.658	20.526	33.221	281.7	
10	1:45.748	18.415	34.344	20.199	32.790	285.4	10	1:47.112	18.665	34.723	20.641	33.083	280.9	
11	1:45.947	18.623	34.301	20.146	32.877	286.9	11	1:47.517	18.735	34.870	20.501	33.411	281.7	
12	1:45.908	18.429	34.340	20.223	32.916	286.1	12	1:47.553	18.949	34.738	20.558	33.308	280.2	
13	1:46.019	18.482	34.400	20.099	33.038	286.1	13	1:47.698	18.989	34.836	20.567	33.306	280.2	
14	1:46.065	18.478	34.454	20.240	32.893	287.6	14	1:47.493	18.801	34.755	20.556	33.381	280.9	
15	1:45.935	18.426	34.417	20.237	32.855	287.6	15	1:48.135	18.951	34.922	20.742	33.520	280.9	
2 Declan VAN ROSMALEN							AUS							
EAGLE-1							KALEX							
1	1:52.320	23.957	35.358	20.326	32.679	254.6	1	1:55.082	24.753	35.819	20.779	33.731	252.8	
2	1:45.292	18.496	34.219	20.039	32.538	288.4	2	1:47.844	18.650	34.950	20.626	33.618	286.1	
3	1:45.698	18.403	34.266	20.223	32.806	288.4	3	1:47.836	18.646	35.017	20.587	33.586	284.6	
4	1:46.171	18.484	34.412	20.328	32.947	288.4	4	1:48.292	18.692	35.025	20.779	33.796	283.9	
5	1:46.242	18.715	34.472	20.270	32.785	283.9	5	1:48.039	18.732	34.857	20.614	33.836	283.1	
6	1:45.735	18.476	34.318	20.169	32.772	288.4	6	1:48.020	18.658	35.104	20.727	33.531	284.6	
7	1:45.564	18.442	34.232	20.156	32.734	286.9	7	1:48.052	18.694	35.007	20.699	33.652	283.1	
8	1:46.092	18.495	34.423	20.194	32.980	286.9	8	1:48.374	18.905	34.925	20.815	33.729	281.7	
9	1:46.244	18.522	34.367	20.390	32.965	286.1	9	1:48.255	18.921	35.078	20.670	33.586	279.5	
10	1:46.757	18.542	34.805	20.404	33.006	284.6	10	1:48.257	18.709	35.073	20.926	33.549	279.5	
11	1:46.645	18.455	34.684	20.451	33.055	286.1	11	1:48.035	18.771	35.043	20.654	33.567	280.2	
12	1:46.657	18.493	34.512	20.487	33.165	283.1	12	1:48.206	18.781	35.076	20.725	33.624	281.7	
13	1:46.788	18.556	34.575	20.483	33.174	284.6	13	1:48.376	18.883	35.078	20.735	33.680	278.1	
14	1:46.107	18.437	34.389	20.344	32.937	284.6	14	1:49.010	18.974	35.289	20.811	33.936	277.3	
15	1:46.348	18.418	34.478	20.375	33.077	284.6	15	1:48.402	18.845	35.051	20.797	33.709	279.5	
23 David REAL							ESP							
TEAM STYLOBIKE YAMAHA PHILIPPINE							KALEX							
1	1:50.644	23.543	34.699	20.147	32.255	244.9	1	1:50.644	23.543	34.699	20.147	32.255	244.9	
2	1:44.127	18.232	33.825	19.822	32.248	291.5	2	1:44.127	18.232	33.825	19.822	32.248	291.5	
3	1:44.658	18.261	33.992	19.987	32.418	285.4	3	1:44.658	18.261	33.992	19.987	32.418	285.4	
4	1:44.726	18.395	33.865	19.978	32.488	279.5	4	1:44.726	18.395	33.865	19.978	32.488	279.5	
5	1:44.376	18.209	33.944	19.914	32.309	286.1	5	1:44.376	18.209	33.944	19.914	32.309	286.1	
6	1:44.598	18.186	33.930	20.060	32.422	289.1	6	1:44.598	18.186	33.930	20.060	32.422	289.1	
7	1:45.324	18.271	34.043	20.294	32.716	289.1	7	1:45.324	18.271	34.043	20.294	32.716	289.1	
8	1:45.025	18.166	34.163	20.093	32.603	292.3	8	1:45.025	18.166	34.163	20.093	32.603	292.3	
9	1:45.899	18.348	34.343	20.281	32.927	285.4	9	1:45.899	18.348	34.343	20.281	32.927	285.4	
10	2:27.017 B	18.719	47.075	24.711	56.512	283.1	10	2:27.017 B	18.719	47.075	24.711	56.512	283.1	
11 Iker GARCIA							ESP							
TOP SURFACE ASPAR TEAM							KALEX							
1	1:49.353	22.979	33.791	19.912	32.671	244.9	1	1:49.353	22.979	33.791	19.912	32.671	244.9	
2	1:43.978	18.309	33.657	19.963	32.049	284.6	2	1:43.978	18.309	33.657	19.963	32.049	284.6	
43 Amanuel David BRINTON							GBR							
PROMORACING FACTORY TEAM							KALEX							
1	2:22.856 B	24.440	36.562	24.663	57.191	233.3	1	2:22.856 B	24.440	36.562	24.663	57.191	233.3	



Moto2 Ech 2026

FIM MOTO JUNIOR CIRCUIT DE BARCELONA - CATALUNYA

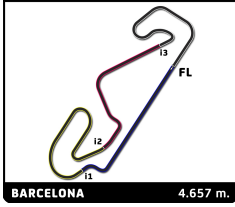
Race 1 Moto2

Sector Analysis

Revised

— Invalidated Lap ■ Personal Best ■ Session Best **B** Crossing the pit lane

Lap	Time	Sector 1	Sector 2	Sector 3	Sector 4	T.Sp	Lap	Time	Sector 1	Sector 2	Sector 3	Sector 4	T.Sp
8	Marco TAPIA					ESP							
	Fau55TeyRacing					BOSCOSCURO							
1	14:56.410 B	22.546				251.1							

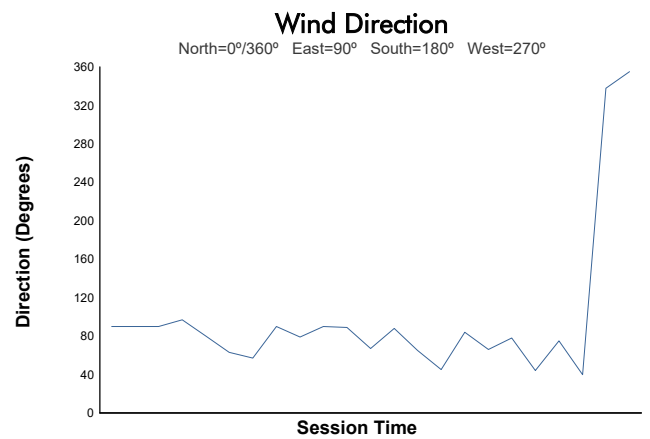
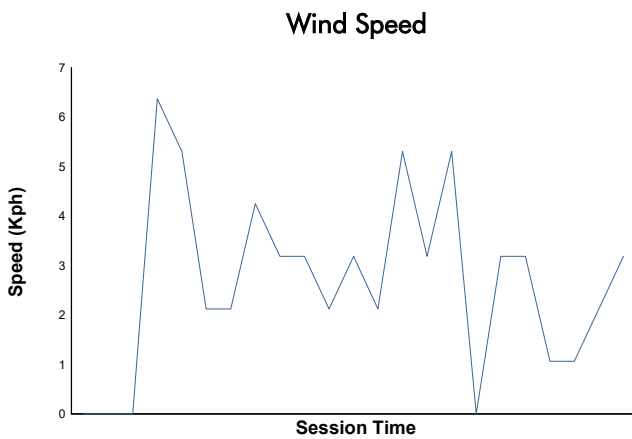
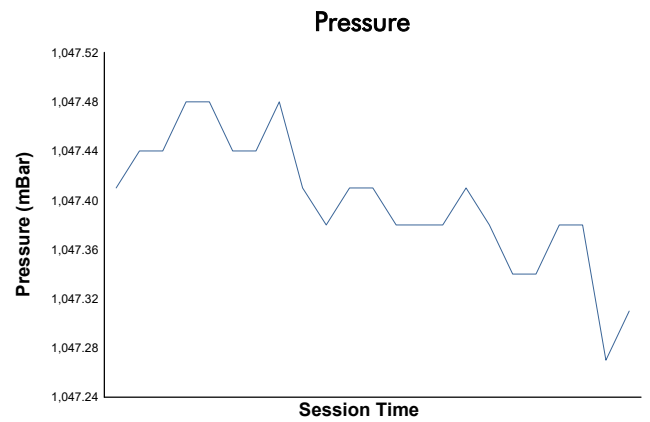
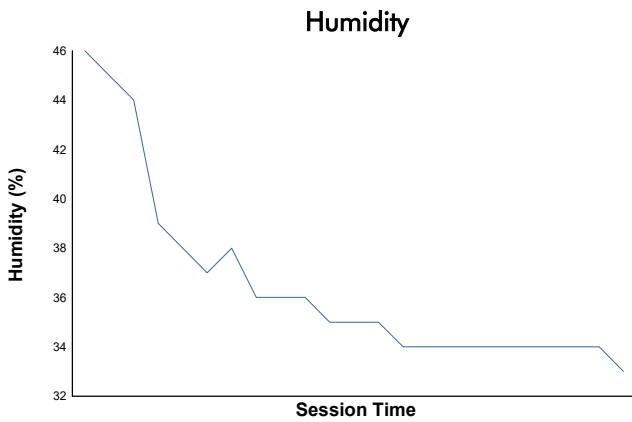
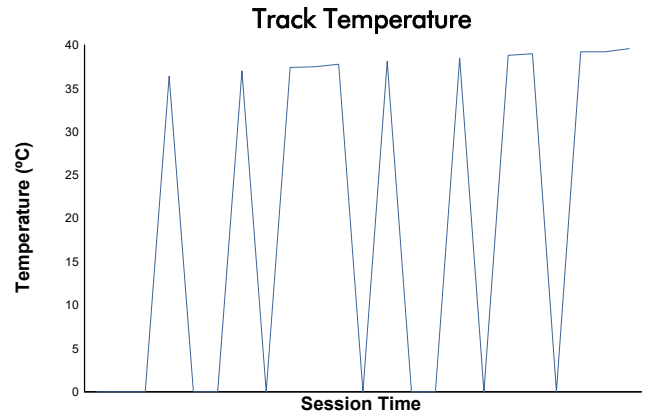
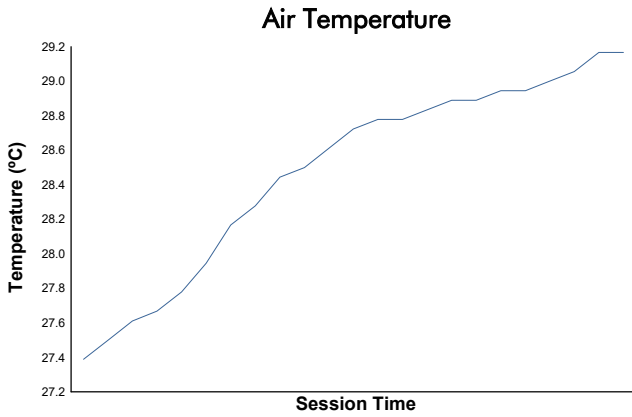


FIM MOTO JUNIOR CIRCUIT DE BARCELONA CATALUNYA Revised

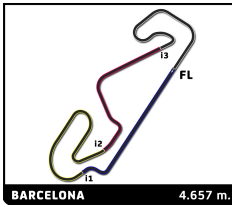
Moto2 Ech 2026

Race 1 Moto2

Weather Report



Track Status: DRY



Moto2 Ech 2026

FIM MOTO JUNIOR CIRCUIT DE BARCELONA - CATALUNYA

Race 1 Moto2 (15 Laps, 69.9 km.)

Starting Grid

18 J. EISENKOLB _____ 29	2 D. VAN ROSMALEN _____ 28	10
61 J. DEL OLMO _____ 27	51 J. URIOSTEGUI _____ 26	
20 O. VAN TRIGT _____ 24	27 M. TOTH _____ 25	9
43 A. BRINTON _____ 21	33 P. VENTURINI _____ 23	
81 J. SANTOS _____ 18	23 D. REAL _____ 22	8
92 R. MOOR _____ 15	88 M. URIARTE _____ 20	
82 S. NEPA _____ 12	26 J. NAHLOUS _____ 17	
29 H. VOIGHT _____ 9	11 I. GARCIA _____ 14	
49 F. MONGIARDO _____ 6	8 M. TAPIA _____ 11	
44 M. PAWELEC _____ 3	19 A. MOROSI _____ 8	
	57 J. PALOMERA _____ 5	
	7 D. FOGGIA _____ 2	
	10 U. ORRADRE _____ 4	2
	4 E. FERNANDEZ _____ 1	1

Pole

Clerk of the Course:

David Fuentes

Timekeeper:

Denís del Pozo