

Momoven Moto4 EC 2026

FIM MOTO JUNIOR CIRCUIT DE BARCELONA

Race Momoven Moto4 EC (13 Laps, 60.6 km.)

Classification

No	Rider	Nat	Team	Bike	Tires	Cl.	Laps	Total Time	Gap	Kph	Best Lap	
											Lap	Time
1	46 Álvaro LUCAS	ESP	CFMOTO Aspar Junior Team	HONDA	Moto4	13	24:19.948	-	149.5	2	1:50.925	151.7
2	31 Edoardo SAVINO	ITA	LEOPARD JUNIOR	HONDA	Moto4	13	24:19.954	+0.006	149.5	6	1:51.590	150.8
3	67 Lorenzo PRITELLI	ITA	TEAM ECHOVIT PASINI RACING	HONDA	Moto4	13	24:20.072	+0.124	149.5	4	1:51.662	150.7
4	4 Qabil IRFAN	MYS	SIC - GRYD Racing	HONDA	Moto4	13	24:20.140	+0.192	149.5	6	1:51.531	150.9
5	7 Cristian BORRELLI	ITA	TEAM ECHOVIT PASINI RACING	HONDA	Moto4	13	24:20.188	+0.240	149.5	8	1:51.399	151.1
6	36 Evan BOXBERGER	FRA	JEG TAKE OFF GP	HONDA	Moto4	13	24:20.524	+0.576	149.4	9	1:51.459	151.0
7	40 Leonardo CASADEI	ITA	TEAM ECHOVIT PASINI RACING	HONDA	Moto4	13	24:23.779	+3.831	149.1	5	1:51.849	150.5
8	27 Mateo MARULANDA	COL	AC RACING TEAM	HONDA	Moto4	13	24:23.828	+3.880	149.1	4	1:51.390	151.1
9	53 Víctor CUBELES	ESP	TEAM IMPALA HONDA	HONDA	Moto4	13	24:23.784	+3.836	149.1	9	1:51.769	150.6
10	10 Afonso ALMEIDA	POR	FRANDO RACING VHC TEAM	HONDA	Moto4	13	24:23.988	+4.040	149.1	6	1:51.880	150.4
11	21 David SÁNCHEZ	ESP	FRANDO RACING VHC TEAM	HONDA	Moto4	13	24:24.069	+4.121	149.1	5	1:51.955	150.3
12	22 Jonathan RAMILA	ESP	SNIPERS IGAXTEAM	HONDA	Moto4	13	24:24.117	+4.169	149.1	9	1:51.674	150.7
13	23 Ignacio GALÁN	ESP	FRANDO RACING VHC TEAM	HONDA	Moto4	13	24:28.001	+8.053	148.7	2	1:51.959	150.3
14	51 Alfonsi DAQUIGAN	PHI	Honda Asia-Dream Racing Junior Team	HONDA	Moto4	13	24:28.470	+8.522	148.6	13	1:51.424	151.0
15	62 Ethan SPARKS	GBR	British Talent Team - GRYD Racing	HONDA	Moto4	13	24:29.772	+9.824	148.5	2	1:52.009	150.3
16	49 Izan RODRIGUEZ	ESP	ETG Racing	HONDA	Moto4	13	24:36.202	+16.254	147.9	8	1:52.015	150.2
17	89 Eric RUZ	ESP	TEAM IMPALA HONDA	HONDA	Moto4	13	24:36.405	+16.457	147.8	2	1:52.255	149.9
18	5 Kevin CANCELLIERI	ITA	LEOPARD JUNIOR	HONDA	Moto4	13	24:40.660	+20.712	147.4	3	1:52.760	149.3
19	98 Noprutpong BUNPRAWES	THA	Honda Asia-Dream Racing Junior Team	HONDA	Moto4	13	24:40.709	+20.761	147.4	3	1:52.583	149.5
20	24 Luuk DE VRIES	NED	AGR Team	HONDA	Moto4	13	24:40.791	+20.843	147.4	4	1:52.770	149.2
21	18 Mathias TAMBURINI	ITA	AC RACING TEAM	HONDA	Moto4	13	24:40.844	+20.896	147.4	2	1:51.381	151.1
22	19 Tom ROLIN	BEL	Fullmoto AC Racing Junior Team	HONDA	Moto4	13	24:40.867	+20.919	147.4	3	1:52.759	149.3
23	12 Sebastian FERRUCCI	POL	MTA JUNIOR TEAM	HONDA	Moto4	13	24:40.955	+21.007	147.4	9	1:52.949	149.0
24	84 Vincenzo DI VEROLI	ITA	AC RACING TEAM	HONDA	Moto4	13	24:43.332	+23.384	147.2	2	1:52.983	149.0
Retired												
17	Thias WENZEL	GER	Iarresport	HONDA	Moto4	9	17:04.841			3	1:52.507	149.6
20	Fynn KRATOCHWIL	GER	SNIPERS IGAXTEAM	HONDA	Moto4	8	15:03.342			5	1:51.827	150.5
55	Mikey Louie SANCHEZ	USA	AC RACING TEAM	HONDA	Moto4	8	15:03.397			2	1:51.767	150.6
60	Iker RODRÍGUEZ	ESP	Team Honda Laglisse FPS	HONDA	Moto4	6	11:43.160			4	1:54.564	146.9
38	Alessio ARNOLD	CHE	Fullmoto AC Racing Junior Team	HONDA	Moto4	2	16:28.915					
9	Antoine NATIVI	FRA	JEG TAKE OFF GP	HONDA	Moto4	1	4:18.530					

Pole Position:

Fastest Lap:

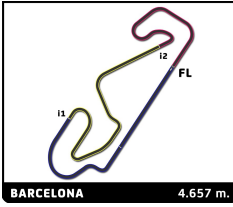
Lap2	Álvaro LUCAS	1:50.925	151.7 Kph
------	--------------	-----------------	-----------

RIDER 53 - DROP OF 1 POSITION DUE TO TRACK LIMITS

Published at:

Track Status: **DRY**

Clerk of the Course: David Fuentes	Timekeeper: Denís del Pozo
--	--------------------------------------



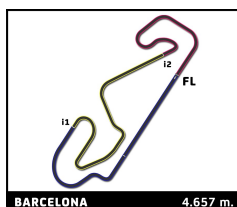
Momoven Moto4 EC 2026

FIM MOTO JUNIOR CIRCUIT DE BARCELONA - CATALUNYA

Race Momoven Moto4 EC

Lap Chart

No	Pos	Grid	Lap														
			1	2	3	4	5	6	7	8	9	10	11	12	13		
67	1	67	51	67	51	67	67	67	67	67	67	67	67	67	67	67	46
7	2	7	67	4	46	46	46	46	31	46	46	46	46	67	7	31	
9	3	9	4	51	4	4	36	31	46	31	31	4	46	46	67		
51	4	51	7	7	36	36	31	4	4	7	7	7	31	36	4		
53	5	53	36	36	67	31	27	36	36	4	4	31	36	31	7		
36	6	36	40	31	31	27	4	7	7	36	36	36	4	4	36		
31	7	31	31	46	23	51	7	27	27	40	53	53	53	53	40		
4	8	4	49	40	7	23	40	23	21	21	27	27	40	27	53		
40	9	40	23	23	27	7	51	10	40	27	40	40	27	10	27		
23	10	23	21	21	21	40	23	40	10	53	21	10	10	40	10		
10	11	10	53	55	40	53	21	21	23	10	10	22	22	21	21		
55	12	55	10	10	53	21	20	55	53	20	22	21	21	22	22		
20	13	20	46	53	10	10	10	20	20	55	23	23	23	23	23		
49	14	49	55	27	20	20	55	53	62	23	62	62	62	62	51		
21	15	21	20	20	55	55	53	62	55	22	51	51	51	51	62		
22	16	22	62	18	18	62	62	22	22	62	89	89	89	89	49		
89	17	89	27	62	62	18	18	18	18	89	49	49	49	49	89		
84	18	84	22	22	22	22	22	89	89	51	17	98	98	98	5		
62	19	62	18	89	89	89	89	51	51	49	19	18	12	18	98		
12	20	12	89	84	84	98	98	98	49	18	18	19	84	12	24		
18	21	18	84	12	12	49	49	19	19	17	84	84	18	19	18		
5	22	5	38	98	98	84	84	49	84	19	98	5	19	84	19		
24	23	24	12	19	19	12	12	84	17	84	5	12	5	24	12		
98	24	98	19	5	5	19	19	12	98	98	12	24	24	5	84		
17	25	17	60	24	17	5	5	17	5	5	24						
38	26	38	5	17	49	17	17	5	24	12							
19	27	19	98	49	24	24	24	24	12	24							
46	28	46	24	60	60	60	60										
27	29	27	17	38													
60	30	60	9														

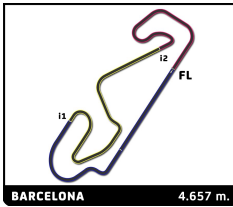


Momoven Moto4 EC 2026

FIM MOTO JUNIOR CIRCUIT DE BARCELONA - CATALUNYA Race Momoven Moto4 EC

Best Sector Times

Sector 1			Sector 2			Sector 3			Pos	No Rider	Ideal Lap	Best Lap
Pos	No Rider	Time	No Rider	Time	No Rider	Time						
1	36 E.BOXBERGER	20.390	51 A.DAQUIGAN	35.509	27 M.MARULANDA	21.404	1	27 M.MARULANDA	1:50.794	1:51.390	(3)	
2	46 Á.LUCAS	20.438	46 Á.LUCAS	35.538	7 C.BORRELLI	21.455	2	46 Á.LUCAS	1:50.803	1:50.925	(1)	
3	67 L.PRITELLI	20.453	4 Q.IRFAN	35.556	46 Á.LUCAS	21.475	3	36 E.BOXBERGER	1:50.996	1:51.459	(6)	
4	27 M.MARULANDA	20.472	10 A.ALMEIDA	35.568	36 E.BOXBERGER	21.484	4	51 A.DAQUIGAN	1:51.044	1:51.424	(5)	
5	23 I.GALÁN	20.472	31 E.SAVINO	35.599	31 E.SAVINO	21.484	5	31 E.SAVINO	1:51.143	1:51.590	(8)	
6	7 C.BORRELLI	20.496	20 F.KRATOCHWIL	35.618	40 L.CASADEI	21.495	6	7 C.BORRELLI	1:51.145	1:51.399	(4)	
7	53 V.CUBELES	20.570	27 M.MARULANDA	35.623	51 A.DAQUIGAN	21.502	7	4 Q.IRFAN	1:51.161	1:51.531	(7)	
8	10 A.ALMEIDA	20.597	67 L.PRITELLI	35.630	21 D.SÁNCHEZ	21.524	8	67 L.PRITELLI	1:51.199	1:51.662	(9)	
9	31 E.SAVINO	20.599	36 E.BOXBERGER	35.642	55 M.SANCHEZ	21.544	9	21 D.SÁNCHEZ	1:51.237	1:51.955	(16)	
10	51 A.DAQUIGAN	20.615	21 D.SÁNCHEZ	35.649	4 Q.IRFAN	21.551	10	10 A.ALMEIDA	1:51.270	1:51.880	(15)	
11	49 I.RODRIGUEZ	20.646	53 V.CUBELES	35.673	10 A.ALMEIDA	21.559	11	53 V.CUBELES	1:51.331	1:51.769	(12)	
12	20 F.KRATOCHWIL	20.657	18 M.TAMBURINI	35.674	20 F.KRATOCHWIL	21.564	12	40 L.CASADEI	1:51.353	1:51.849	(14)	
13	89 E.RUZ	20.660	22 J.RAMILA	35.675	18 M.TAMBURINI	21.578	13	18 M.TAMBURINI	1:51.381	1:51.381	(2)	
14	22 J.RAMILA	20.661	7 C.BORRELLI	35.682	22 J.RAMILA	21.583	14	22 J.RAMILA	1:51.495	1:51.674	(10)	
15	18 M.TAMBURINI	20.665	40 L.CASADEI	35.697	23 I.GALÁN	21.588	15	23 I.GALÁN	1:51.496	1:51.959	(17)	
16	55 M.SANCHEZ	20.669	62 E.SPARKS	35.712	53 V.CUBELES	21.601	16	20 F.KRATOCHWIL	1:51.544	1:51.827	(13)	
17	21 D.SÁNCHEZ	20.669	23 I.GALÁN	35.762	67 L.PRITELLI	21.602	17	55 M.SANCHEZ	1:51.586	1:51.767	(11)	
18	40 L.CASADEI	20.670	49 I.RODRIGUEZ	35.783	62 E.SPARKS	21.664	18	62 E.SPARKS	1:51.682	1:52.009	(18)	
19	4 Q.IRFAN	20.675	98 N.BUNPRAWES	35.809	49 I.RODRIGUEZ	21.679	19	49 I.RODRIGUEZ	1:51.738	1:52.015	(19)	
20	62 E.SPARKS	20.690	89 E.RUZ	35.833	5 K.CANCELLIERI	21.693	20	89 E.RUZ	1:51.913	1:52.255	(20)	
21	98 N.BUNPRAWES	20.733	55 M.SANCHEZ	35.836	89 E.RUZ	21.736	21	98 N.BUNPRAWES	1:52.120	1:52.583	(22)	
22	17 T.WENZEL	20.766	19 T.ROLIN	35.907	98 N.BUNPRAWES	21.749	22	17 T.WENZEL	1:52.370	1:52.507	(21)	
23	12 S.FERRUCCI	20.888	12 S.FERRUCCI	35.974	24 L.DE VRIES	21.757	23	19 T.ROLIN	1:52.434	1:52.759	(23)	
24	24 L.DE VRIES	20.928	17 T.WENZEL	35.976	84 V.DI VEROLI	21.758	24	5 K.CANCELLIERI	1:52.496	1:52.760	(24)	
25	19 T.ROLIN	20.942	84 V.DI VEROLI	35.976	19 T.ROLIN	21.781	25	12 S.FERRUCCI	1:52.497	1:52.949	(26)	
26	5 K.CANCELLIERI	20.944	5 K.CANCELLIERI	36.021	17 T.WENZEL	21.826	26	24 L.DE VRIES	1:52.540	1:52.770	(25)	
27	84 V.DI VEROLI	21.070	24 L.DE VRIES	36.073	60 I.RODRÍGUEZ	21.828	27	84 V.DI VEROLI	1:52.576	1:52.983	(27)	
28	60 I.RODRÍGUEZ	21.146	38 A.ARNOLD	36.188	12 S.FERRUCCI	21.870	28	60 I.RODRÍGUEZ	1:53.420	1:54.564	(28)	
29	38 A.ARNOLD	21.272	60 I.RODRÍGUEZ	36.267	38 A.ARNOLD	22.045	29	38 A.ARNOLD	1:53.555			



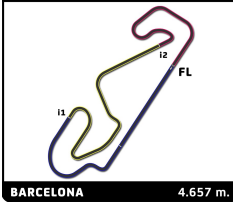
Momoven Moto4 EC 2026

FIM MOTO JUNIOR CIRCUIT DE BARCELONA - CATALUNYA

Race Momoven Moto4 EC

Best Top Speed

No Rider	Team	Class	Top 1		Top 2		Top 3		Top 4		Top 5		Avg	
			Kph	Lap	Kph	Lap	Kph	Lap	Kph	Lap	Kph	Lap		
7	Cristian BORRELLI	TEAM ECHOVIT PASINI RACING	Moto4	230.3	6	229.9	9	228.9	5	228.4	8	227.0	7	228.9
31	Edoardo SAVINO	LEOPARD JUNIOR	Moto4	229.4	3	224.6	4	223.7	2	223.7	6	223.2	9	224.9
62	Ethan SPARKS	British Talent Team - GRYD Racing	Moto4	229.4	6	228.4	3	227.4	8	227.0	5	225.6	2	227.6
23	Ignacio GALÁN	FRANDO RACING VHC TEAM	Moto4	228.9	5	228.4	6	226.5	2	226.5	4	226.5	7	227.4
40	Leonardo CASADEI	TEAM ECHOVIT PASINI RACING	Moto4	228.4	5	227.9	6	226.0	3	223.7	7	223.2	4	225.8
4	Qabil IRFAN	SIC - GRYD Racing	Moto4	227.9	9	227.0	12	226.5	13	225.6	7	224.2	2	226.2
53	Víctor CUBELES	TEAM IMPALA HONDA	Moto4	227.0	5	226.5	3	225.6	8	224.2	2	224.2	9	225.5
10	Afonso ALMEIDA	FRANDO RACING VHC TEAM	Moto4	226.5	2	224.6	10	224.2	3	223.7	7	223.2	5	224.4
17	Thias WENZEL	Iarresport	Moto4	226.5	2	226.5	8	224.6	4	222.8	3	222.8	7	224.6
18	Mathias TAMBURINI	AC RACING TEAM	Moto4	226.5	5	225.1	3	225.1	6	223.2	2	221.9	12	224.4
22	Jonathan RAMILA	SNIPERS IGAXTEAM	Moto4	226.5	9	226.0	4	225.1	5	224.6	2	224.6	3	225.4
36	Evan BOXBERGER	JEG TAKE OFF GP	Moto4	226.5	11	225.6	2	224.2	3	224.2	7	223.7	9	224.8
51	Alfonsi DAQUIGAN	Honda Asia-Dream Racing Junior Team	Moto4	226.5	13	224.6	2	224.6	5	223.7	6	221.0	9	224.1
5	Kevin CANCELLIERI	LEOPARD JUNIOR	Moto4	226.0	5	226.0	7	225.6	3	224.6	8	224.2	6	225.3
27	Mateo MARULANDA	AC RACING TEAM	Moto4	226.0	2	223.7	3	223.7	5	223.7	6	223.7	10	224.2
38	Alessio ARNOLD	Fullmoto AC Racing Junior Team	Moto4	226.0	2	198.0	1							212.0
55	Mikey Louie SANCHEZ	AC RACING TEAM	Moto4	226.0	4	225.1	6	224.6	3	224.6	8	224.2	2	224.9
20	Fynn KRATOCHWIL	SNIPERS IGAXTEAM	Moto4	225.6	8	223.7	3	223.7	5	222.8	4	222.8	6	223.7
24	Luuk DE VRIES	AGR Team	Moto4	225.6	3	225.6	7	223.2	2	222.8	8	221.4	13	223.7
46	Álvaro LUCAS	CFMOTO Aspar Junior Team	Moto4	225.6	3	225.1	2	223.7	6	223.7	9	223.7	13	224.4
49	Izan RODRIGUEZ	ETG Racing	Moto4	225.6	4	224.2	8	223.7	3	222.8	2	220.5	9	223.4
67	Lorenzo PRITELLI	TEAM ECHOVIT PASINI RACING	Moto4	225.1	4	221.9	2	221.9	9	221.9	12	220.5	7	222.3
84	Vincenzo DI VEROLI	AC RACING TEAM	Moto4	225.1	2	221.4	5	220.1	13	218.8	11	218.3	7	220.7
98	Noprutpong BUNPRAWES	Honda Asia-Dream Racing Junior Team	Moto4	225.1	2	223.7	4	223.2	10	221.9	3	221.9	8	223.2
19	Tom ROLIN	Fullmoto AC Racing Junior Team	Moto4	224.6	6	224.6	9	224.2	3	224.2	5	221.4	4	223.8
21	David SÁNCHEZ	FRANDO RACING VHC TEAM	Moto4	224.2	5	223.7	2	223.2	9	222.8	4	222.8	6	223.3
12	Sebastian FERRUCCI	MTA JUNIOR TEAM	Moto4	223.7	6	223.2	5	223.2	11	222.3	10	220.1	8	222.5
89	Eric RUZ	TEAM IMPALA HONDA	Moto4	222.8	2	222.3	9	221.0	3	219.6	4	216.6	5	220.5
60	Iker RODRÍGUEZ	Team Honda Laglisse FPS	Moto4	222.3	2	220.1	3	216.6	4	214.0	5	213.2	6	217.2
9	Antoine NATIVI	JEG TAKE OFF GP	Moto4	188.4	1									188.4



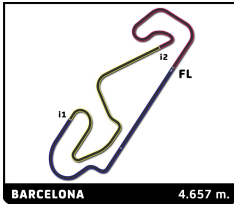
Momoven Moto4 EC 2026

FIM MOTO JUNIOR CIRCUIT DE BARCELONA - CATALUNYA

Race Momoven Moto4 EC

Fastest Lap Sequence

Elapsed	No Rider	Team	Bike	Class	Time	Kph	Lap
3:48.031	67 Lorenzo PRITELLI	TEAM ECHOVIT PASINI RACING	HONDA	Moto4	1:51.827	150.5	2
3:48.167	4 Qabil IRFAN	SIC - GRYD Racing	HONDA	Moto4	1:51.820	150.5	2
3:48.522	31 Edoardo SAVINO	LEOPARD JUNIOR	HONDA	Moto4	1:51.705	150.7	2
3:48.711	46 Álvaro LUCAS	CFMOTO Aspar Junior Team	HONDA	Moto4	1:50.925	151.7	2



Momoven Moto4 EC 2026

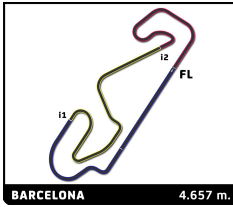
FIM MOTO JUNIOR CIRCUIT DE BARCELONA - CATALUNYA

Race Momoven Moto4 EC

Analysis by lap

Lapped

No	Lap Time	Gap	No	Lap Time	Gap	No	Lap Time	Gap	No	Lap Time	Gap	No	Lap Time	Gap										
Lap 1																								
51	1:56.132	0.000	24	1:52.983	5.609	98	1:52.781	6.119	22	1:51.992	2.915	55	1:52.042	3.691										
67	1:56.204	0.072	17	1:52.979	5.846	49	1:52.135	6.154	18	1:53.376	4.270	23	1:52.664	3.842										
4	1:56.347	0.215	49	1:57.360	6.263	84	1:53.599	6.363	89	1:52.938	6.442	22	1:52.098	3.912										
7	1:56.478	0.346	60	1:55.290	6.919	12	1:53.109	6.421	51	1:57.099	6.462	62	1:52.768	4.301										
36	1:56.569	0.437	9	4:18.530	1 Lap	19	1:52.766	6.546	98	1:53.801	9.190	89	1:53.115	9.836										
40	1:56.646	0.514	Lap 3																					
31	1:56.817	0.685	51	1:52.163																				
49	1:56.934	0.802	46	1:51.809	0.142	17	1:53.509	7.471	49	1:53.909	9.299	49	1:52.015	10.517										
23	1:57.144	1.012	4	1:52.386	0.175	24	1:52.770	7.526	84	1:53.885	9.442	18	1:55.768	11.006										
21	1:57.203	1.071	36	1:52.137	0.251	60	1:54.564	11.704	12	1:53.761	9.483	17	1:52.559	11.932										
53	1:57.418	1.286	67	1:52.729	0.382	Lap 5																		
10	1:57.483	1.351	31	1:52.491	0.635	67	1:52.115																	
46	1:57.786	1.654	23	1:52.200	0.925	46	1:52.161	0.118	24	1:52.986	9.958	84	1:53.049	12.224										
55	1:57.938	1.806	7	1:53.047	0.998	36	1:52.082	0.189	60	2:03.921	26.928	98	1:53.126	13.210										
20	1:57.943	1.811	27	1:51.628	1.107	31	1:52.076	0.225	Lap 7															
62	1:58.393	2.261	21	1:52.291	1.111	27	1:51.919	0.257	67	1:51.764														
27	1:58.446	2.314	40	1:52.818	1.261	4	1:52.520	0.532	31	1:51.730	0.086	46	1:51.793	0.096										
22	1:58.629	2.497	53	1:51.936	1.365	7	1:51.980	0.781	4	1:51.869	0.473	4	1:51.869	0.473										
18	1:58.744	2.612	10	1:52.154	1.488	40	1:51.849	0.818	36	1:51.829	0.535	36	1:51.829	0.535										
89	1:58.916	2.784	20	1:52.003	1.673	51	1:52.512	1.058	7	1:51.467	0.661	27	1:52.682	2.368										
84	1:58.929	2.797	55	1:52.390	1.717	23	1:52.527	1.321	27	1:52.682	2.368	21	1:52.208	2.401										
38	1:59.025	2.893	18	1:52.209	1.956	21	1:51.955	1.378	21	1:52.208	2.401	40	1:52.310	2.443										
12	1:59.405	3.273	62	1:52.061	2.085	20	1:51.827	1.537	40	1:52.310	2.443	10	1:52.744	2.765										
19	1:59.597	3.465	22	1:52.339	2.415	10	1:52.033	1.600	10	1:52.744	2.765	23	1:52.942	2.888										
60	1:59.660	3.528	89	1:52.592	3.385	55	1:51.956	1.696	23	1:52.942	2.888	53	1:52.580	3.017										
5	2:00.296	4.164	84	1:53.274	4.808	53	1:52.604	1.948	53	1:52.580	3.017	20	1:52.637	3.032										
98	2:00.485	4.353	12	1:53.166	5.356	62	1:52.100	2.085	20	1:52.637	3.032	62	1:52.559	3.243										
24	2:00.657	4.525	98	1:52.583	5.382	18	1:52.225	2.589	62	1:52.559	3.243	55	1:53.139	3.359										
17	2:00.898	4.766	19	1:52.759	5.824	22	1:52.250	2.618	55	1:53.139	3.359	22	1:52.373	3.524										
Lap 2																								
67	1:51.827																							
4	1:51.820	0.136	5	1:52.760	5.891	98	1:53.080	7.084	18	1:54.442	6.948	18	1:54.442	6.948										
51	1:52.083	0.184	17	1:52.507	6.006	49	1:53.046	7.085	89	1:53.753	8.431	89	1:53.753	8.431										
7	1:51.851	0.298	49	1:52.147	6.063	84	1:53.004	7.252	51	1:55.277	9.975	51	1:55.277	9.975										
36	1:51.923	0.461	24	1:53.538	6.800	12	1:53.111	7.417	49	1:52.677	10.212	49	1:52.677	10.212										
31	1:51.705	0.491	60	1:54.612	9.184	19	1:53.118	7.549	19	1:52.744	10.778	19	1:52.744	10.778										
46	1:50.925	0.680	Lap 4																					
40	1:52.175	0.790	67	1:51.662																				
23	1:51.959	1.072	46	1:51.974	0.072	5	1:53.139	7.648	84	1:53.207	10.885	84	1:53.207	10.885										
21	1:51.995	1.167	4	1:51.996	0.127	17	1:53.015	8.371	17	1:53.266	11.083	17	1:53.266	11.083										
55	1:51.767	1.674	36	1:52.015	0.222	24	1:53.256	8.667	98	1:54.368	11.794	98	1:54.368	11.794										
10	1:52.229	1.681	31	1:51.673	0.264	60	1:55.113	14.702	5	1:53.914	11.899	5	1:53.914	11.899										
53	1:52.389	1.776	27	1:51.390	0.453	Lap 6																		
27	1:51.411	1.826	51	1:52.705	0.661	67	1:51.695																	
20	1:52.105	2.017	23	1:52.028	0.909	46	1:51.644	0.067	46	1:51.681	0.067	46	1:51.681	0.067										
18	1:51.381	2.094	7	1:51.962	0.916	31	1:51.590	0.120	31	1:51.736	0.112	7	1:51.399	0.350										
62	1:52.009	2.371	40	1:51.867	1.084	4	1:51.531	0.368	7	1:51.872	0.958	4	1:51.692	0.455										
22	1:51.825	2.423	53	1:52.138	1.459	36	1:51.976	0.470	27	1:52.888	1.450	36	1:51.887	0.712										
89	1:52.255	3.140	21	1:52.471	1.538	7	1:51.872	0.958	23	1:52.084	1.710	40	1:52.012	2.745										
84	1:52.983	3.881	10	1:52.238	1.682	27	1:52.888	1.450	10	1:51.880	1.785	21	1:52.257	2.948										
12	1:53.163	4.537	20	1:52.196	1.825	23	1:52.084	1.710	40	1:52.774	1.897	27	1:52.331	2.989										
98	1:52.692	5.146	55	1:52.182	1.855	10	1:51.880	1.785	21	1:52.274	1.957	53	1:51.865	3.172										
19	1:53.846	5.412	62	1:52.059	2.100	20	1:52.317	2.159	53	1:51.948	2.201	10	1:52.392	3.447										
5	1:53.213	5.478	18	1:52.567	2.479	55	1:51.983	1.984	20	1:52.317	2.159	20	1:52.314	3.636										
Lap 8																								
Lap 10																								
67	1:51.927																							
46	1:51.925	0.069	67	1:52.753	4.094	62	1:52.058	2.448	67	1:51.710														
4	1:51.724	0.109	89	1:52.753	4.094	62	1:52.058	2.448	46	1:51.681	0.067	46	1:51.681	0.067										
7	1:51.967	0.213	89	1:52.753	4.094	62	1:52.058	2.448	31	1:51.736	0.112	31	1:51.736	0.112										
31	1:52.148	0.321	89	1:52.753	4.094	62	1:52.058	2.448	7	1:51.399	0.350	7	1:51.399	0.350										
36	1:51.969	0.457	89	1:52.753	4.094	62	1:52.058	2.448	4	1:51.692	0.455	4	1:51.692	0.455										
53	1:52.013	3.271	89	1:52.753	4.094	62	1:52.058	2.448	36	1:51.887	0.712	40	1:52.012	2.745										
27	1:51.902	3.317	89	1:52.753	4.094	62	1:52.058	2.448	40	1:52.012	2.745	21	1:52.257	2.948										
40	1:51.914	3.355	89	1:52.753	4.094	62	1:52.058	2.448	21	1:52.257	2.948	27	1:52.331	2.989										
10	1:52.125	3.883	89	1:52.753	4.094	62	1:52.058	2.448	53	1:51.865	3.172	53	1:51.865	3.172										
22	1:51.998	3.901	89	1:52.753	4.094	62	1:52.058	2.448	10	1:52.392	3.447	10	1:52.392	3.447										



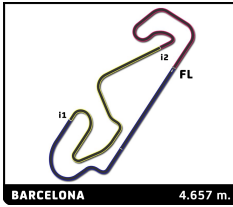
Momoven Moto4 EC 2026

FIM MOTO JUNIOR CIRCUIT DE BARCELONA - CATALUNYA

Race Momoven Moto4 EC

Sector Analysis

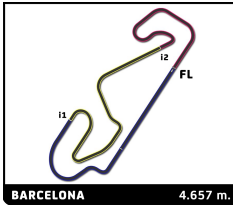
_ Invalidated Lap							■ Personal Best							■ Session Best							B Crossing the pit lane													
Lap	Time	Sector 1	Sector 2	Sector 3	Sector 4	T.Spd	Lap	Time	Sector 1	Sector 2	Sector 3	Sector 4	T.Spd	Lap	Time	Sector 1	Sector 2	Sector 3	Sector 4	T.Spd	Lap	Time	Sector 1	Sector 2	Sector 3	Sector 4	T.Spd							
46 Álvaro LUCAS ESP																																		
CFMOTO Aspar Junior Team HONDA																																		
1	1:57.786	26.450	36.104	21.790	33.442	203.6	7	1:51.869	20.940	35.660	21.633	33.636	225.6	14	1:51.869	20.940	35.660	21.633	33.636	225.6	21	1:51.869	20.940	35.660	21.633	33.636	225.6							
2	1:50.925	20.528	35.570	21.475	33.352	225.1	8	1:51.692	20.975	35.556	21.661	33.500	221.4	15	1:51.692	20.975	35.556	21.661	33.500	221.4	22	1:51.692	20.975	35.556	21.661	33.500	221.4							
3	1:51.809	20.908	35.735	21.610	33.556	225.6	9	1:51.613	20.692	35.745	21.551	33.625	227.9	16	1:51.613	20.692	35.745	21.551	33.625	227.9	23	1:51.613	20.692	35.745	21.551	33.625	227.9							
4	1:51.974	20.747	35.816	21.724	33.687	221.9	10	1:51.724	20.848	35.629	21.649	33.598	223.2	17	1:51.724	20.848	35.629	21.649	33.598	223.2	24	1:51.724	20.848	35.629	21.649	33.598	223.2							
5	1:52.161	21.207	35.593	21.538	33.823	217.4	11	1:52.392	21.120	35.911	21.720	33.641	221.0	18	1:52.392	21.120	35.911	21.720	33.641	221.0	25	1:52.392	21.120	35.911	21.720	33.641	221.0							
6	1:51.644	20.829	35.659	21.613	33.543	223.7	12	1:52.295	20.896	35.765	21.776	33.858	227.0	19	1:52.295	20.896	35.765	21.776	33.858	227.0	26	1:52.295	20.896	35.765	21.776	33.858	227.0							
7	1:51.793	20.866	35.538	21.675	33.714	222.8	13	1:51.955	20.675	35.920	21.630	33.730	226.5	20	1:51.955	20.675	35.920	21.630	33.730	226.5	27	1:51.955	20.675	35.920	21.630	33.730	226.5							
8	1:51.681	20.945	35.588	21.636	33.512	221.0																												
9	1:51.760	20.710	35.713	21.640	33.697	223.7																												
10	1:51.925	20.866	35.759	21.659	33.641	221.0																												
11	1:52.047	20.854	35.953	21.524	33.716	221.0																												
12	1:52.391	20.971	35.663	21.742	34.015	221.4																												
13	1:52.052	20.438	36.221	21.629	33.764	223.7																												
31 Edoardo SAVINO ITA																																		
LEOPARD JUNIOR HONDA																																		
1	1:56.817	25.138	36.083	21.613	33.983	191.4																												
2	1:51.705	20.599	35.902	21.566	33.638	223.7																												
3	1:52.491	20.963	36.127	21.576	33.825	229.4																												
4	1:51.673	20.649	35.802	21.652	33.570	224.6																												
5	1:52.076	20.786	35.731	21.581	33.978	221.0																												
6	1:51.590	20.782	35.863	21.484	33.461	223.7																												
7	1:51.730	20.875	35.599	21.615	33.641	221.4																												
8	1:51.736	20.817	35.831	21.604	33.484	218.8																												
9	1:51.744	20.728	35.810	21.567	33.639	223.2																												
10	1:52.148	21.244	35.765	21.516	33.623	213.6																												
11	1:51.821	20.681	35.799	21.672	33.669	222.3																												
12	1:52.457	21.223	35.705	21.658	33.871	220.1																												
13	1:51.966	20.603	35.911	21.765	33.687	222.8																												
67 Lorenzo PRITELLI ITA																																		
TEAM ECHOVIT PASINI RACING HONDA																																		
1	1:56.204	24.388	35.798	22.334	33.684	191.4																												
2	1:51.827	20.674	35.702	21.758	33.693	221.9																												
3	1:52.729	21.015	36.020	21.673	34.021	219.2																												
4	1:51.662	20.453	35.793	21.723	33.693	225.1																												
5	1:52.115	20.973	35.685	21.673	33.784	217.0																												
6	1:51.695	20.855	35.642	21.660	33.538	219.2																												
7	1:51.764	20.765	35.630	21.719	33.650	220.5																												
8	1:51.710	20.841	35.692	21.663	33.514	218.8																												
9	1:51.756	20.703	35.701	21.670	33.682	221.9																												
10	1:51.927	20.868	35.765	21.671	33.623	219.6																												
11	1:52.050	20.823	35.890	21.602	33.735	220.5																												
12	1:52.280	20.872	35.847	21.660	33.901	221.9																												
13	1:52.353	20.805	35.954	21.681	33.913	220.5																												
4 Qabil IRFAN MYS																																		
SIC - GRYD Racing HONDA																																		
1	1:56.347	25.116	35.733	21.833	33.665	193.5																												
2	1:51.820	20.725	35.604	21.736	33.755	224.2																												
3	1:52.386	21.088	35.896	21.875	33.527	220.1																												
4	1:51.996	20.943	35.779	21.602	33.672	221.0																												
5	1:52.520	21.225	35.961	21.786	33.548	215.7																												
6	1:51.531	20.719	35.717	21.716	33.379	223.2																												
7 Cristian BORRELLI ITA																																		
TEAM ECHOVIT PASINI RACING HONDA																																		
1	1:56.478	24.754	36.034	21.847	33.843	188.4																												
2	1:51.851	20.723	35.836	21.520	33.772	225.6																												
3	1:53.047	20.619	36.752	21.613	34.063	224.6																												
4	1:51.962	20.524	36.087	21.748	33.603	226.5																												
5	1:51.980	20.635	36.036	21.686	33.623	228.9																												
6	1:51.872	20.672	35.913	21.775	33.512	230.3																												
7	1:51.467	20.595	35.701	21.497	33.674	227.0																												
8	1:51.399	20.518	35.682	21.457	33.742	228.4																												
9	1:51.579	20.699	35.781	21.455	33.644	229.9																												
10	1:51.967	20.905	35.940	21.459	33.663	224.2																												
11	1:51.813	20.496	35.904	21.577	33.836	225.6																												
12	1:52.374	20.788	35.851	21.685	34.050	223.2																												
13	1:52.399	20.897	36.171	21.671	33.660	221.9																												
36 Evan BOXBERGER FRA																																		
JEG TAKE OFF GP HONDA																																		
1	1:56.569	25.208	35.864	21.721	33.776	191.4																												
2	1:51.923	20.762	35.932	21.504	33.725	225.6																												
3	1:52.137	20.933	35.909	21.763	33.532	224.2																												
4	1:52.015	20.732	36.064	21.544	33.675	223.2																												
5	1:52.082	20.968	35.887	21.484	33.743	221.4																												
6	1:51.976	20.935	35.994	21.567	33.480	220.5																												
7	1:51.829	20.754	35.642	21.653	33.780	224.2																												
8	1:51.887	20.813	35.845	21.561	33.668	219.2																												
9	1:51.459	20.632	35.742	21.512	33.573	223.7																												
10	1:51.969	20.896	35.996	21.491	33.586	222.8																												
11	1:51.854	20.684	35.940	21.583	33.647	226.5																												
12	1:52.258	20.980	35.738	21.563	33.977	223.2																												
13	1:52.566	20.390	36.502	21.647	34.027	223.7																												
40 Leonardo CASADEI ITA																																		
TEAM ECHOVIT PASINI RACING HONDA																																		
1	1:56.646	25.361	36.034	21.573	33.678	195.5																												
2	1:52.175	21.001	35.830	21.495	33.849	222.3																												
3	1:52.818	20.945	36.373	21.631	33.869	226.0																												
4	1:51.867	20.833	35.697	21.789	33.548	223.2																												
5	1:51.849	20.814	35.883	21.623	33.529	228.4																												
6	1:52.774	20.786	36.001	21.688	34.299	227.9																												
7	1:52.310	20.950	36.007	21.563	33.790	223.7																												
8	1:52.012	20.682	35.857	21.726	33.747	222.8																												
9	1:52.379	20.772	35.900	21.709	33.998	220.5																												
10	1:51.914	20.966	35.861	21.596	33.491	218.8																												
11	1:52.392	20.755	36.307	21.525	33.805	221.4																												
12	1:52.224	21.048	35.806	21.591	33.779	214.4																												
13	1:52.419	20.670	36.224	21.715	33.810	222.3																												



Momoven Moto4 EC 2026
FIM MOTO JUNIOR CIRCUIT DE BARCELONA - CATALUNYA
Race Momoven Moto4 EC

Sector Analysis

_ Invalidated Lap							■ Personal Best							■ Session Best							B Crossing the pit lane																																																																													
Lap	Time	Sector 1	Sector 2	Sector 3	Sector 4	T.Spd	Lap	Time	Sector 1	Sector 2	Sector 3	Sector 4	T.Spd	Lap	Time	Sector 1	Sector 2	Sector 3	Sector 4	T.Spd	Lap	Time	Sector 1	Sector 2	Sector 3	Sector 4	T.Spd																																																																							
27	Mateo MARULANDA						COL	7	1:52.208	20.708	35.989	21.679	33.832	220.5	8	1:52.257	20.847	36.187	21.642	33.581	221.9	9	1:52.341	20.682	36.285	21.558	33.816	223.2	10	1:52.443	20.942	36.167	21.640	33.694	222.8	11	1:52.124	20.836	35.946	21.557	33.785	219.6	12	1:52.027	20.993	35.649	21.655	33.730	219.2	13	1:52.480	20.818	36.034	21.762	33.866	221.0																																										
AC RACING TEAM							HONDA																																																																																											
1	1:58.446	27.299	35.659	21.846	33.642	203.2	2	1:51.411	20.472	35.623	21.404	33.912	226.0	3	1:51.628	20.487	35.922	21.517	33.702	223.7	4	1:51.390	20.595	35.866	21.634	33.295	221.4	5	1:51.919	20.892	35.875	21.756	33.396	223.7	6	1:52.888	20.733	36.284	21.998	33.873	223.7	7	1:52.682	21.083	35.876	21.857	33.866	219.6	8	1:52.331	21.096	36.022	21.656	33.557	217.4	9	1:52.109	20.811	35.905	21.569	33.824	222.3	10	1:51.902	20.726	35.842	21.768	33.566	223.7	11	1:52.498	20.833	35.996	21.845	33.824	219.2	12	1:52.093	20.589	35.813	21.830	33.861	220.5	13	1:52.531	20.793	35.893	22.071	33.774	223.2								
53	Víctor CUBELES						ESP	1	1:57.418	25.605	36.053	21.634	34.126	189.7	2	1:52.389	20.625	36.165	21.649	33.950	224.2	3	1:51.936	20.771	35.791	21.637	33.737	226.5	4	1:52.138	20.786	35.911	21.741	33.700	220.5	5	1:52.604	20.650	35.765	21.641	34.548	227.0	6	1:51.948	20.938	35.747	21.601	33.662	221.4	7	1:52.580	20.851	36.039	21.982	33.708	221.0	8	1:51.865	20.819	35.833	21.726	33.487	225.6	9	1:51.769	20.570	35.785	21.603	33.811	224.2	10	1:52.013	20.792	35.819	21.763	33.639	219.2	11	1:52.441	20.972	36.024	21.633	33.812	216.1	12	1:52.114	20.905	35.673	21.695	33.841	217.9	13	1:52.569	20.699	36.120	21.996	33.754	221.9
TEAM IMPALA HONDA							HONDA																																																																																											
10	Afonso ALMEIDA						POR	1	1:57.483	25.956	36.122	21.784	33.621	194.1	2	1:52.229	20.676	35.887	21.819	33.847	226.5	3	1:52.154	20.836	35.823	21.807	33.688	224.2	4	1:52.238	20.803	35.713	21.950	33.772	222.8	5	1:52.033	20.698	36.050	21.624	33.661	223.2	6	1:51.880	20.597	35.618	21.830	33.835	222.3	7	1:52.744	20.697	36.087	21.794	34.166	223.7	8	1:52.392	20.927	35.884	21.865	33.716	221.9	9	1:51.994	21.017	35.872	21.559	33.546	221.0	10	1:52.125	20.805	35.907	21.764	33.649	224.6	11	1:52.109	20.792	35.957	21.662	33.698	221.4	12	1:51.937	20.899	35.568	21.744	33.726	218.8	13	1:52.670	20.905	35.995	21.795	33.975	218.3
FRANCO RACING VHC TEAM							HONDA																																																																																											
21	David SÁNCHEZ						ESP	1	1:57.203	25.757	36.179	21.661	33.606	198.4	2	1:51.995	20.669	36.205	21.726	33.395	223.7	3	1:52.291	20.697	36.056	21.654	33.884	221.9	4	1:52.471	20.717	35.844	22.042	33.868	222.8	5	1:51.955	20.680	35.983	21.524	33.768	224.2	6	1:52.274	20.682	35.928	21.727	33.937	222.8																																																	
FRANCO RACING VHC TEAM							HONDA																																																																																											
22	Jonathan RAMILA						ESP	1	1:58.629	26.153	36.441	21.984	34.051	199.5	2	1:51.825	20.676	35.827	21.619	33.703	224.6	3	1:52.339	20.974	35.675	21.819	33.871	224.6	4	1:52.112	20.686	35.922	21.863	33.641	226.0	5	1:52.250	20.871	35.961	21.783	33.635	225.1	6	1:51.992	20.692	35.887	21.658	33.755	224.2	7	1:52.373	20.682	35.839	21.969	33.883	223.7	8	1:52.098	20.751	35.866	21.669	33.812	224.2	9	1:51.674	20.661	35.854	21.583	33.576	226.5	10	1:51.998	20.729	35.913	21.612	33.744	222.3	11	1:52.128	20.696	36.055	21.652	33.725	222.8	12	1:52.216	20.980	35.705	21.814	33.717	219.2	13	1:52.483	20.821	35.901	21.868	33.893	221.9
SNIPERS IGAXTEAM							HONDA																																																																																											
23	Ignacio GALÁN						ESP	1	1:57.144	25.804	35.998	21.668	33.674	193.8	2	1:51.959	20.599	35.836	21.588	33.936	226.5	3	1:52.200	20.688	36.047	21.650	33.815	223.7	4	1:52.028	20.718	35.762	21.638	33.910	226.5	5	1:52.527	20.745	36.061	21.697	34.024	228.9	6	1:52.084	20.575	35.942	21.728	33.839	228.4	7	1:52.942	20.605	36.456	21.709	34.172	226.5	8	1:52.664	20.672	36.037	21.752	34.203	226.5	9	1:52.243	20.472	36.290	21.601	33.880	226.0	10	1:52.390	20.662	36.075	21.733	33.920	223.2	11	1:53.143	20.753	36.135	22.018	34.237	222.3	12	1:53.243	20.886	36.191	21.959	34.207	219.6	13	1:53.434	20.939	36.366	21.955	34.174	217.9
FRANCO RACING VHC TEAM							HONDA																																																																																											
51	Alfonsi DAQUIGAN						PHI	1	1:56.132	24.876	35.584	21.913	33.759	189.7	2	1:52.083	20.997	35.615	21.691	33.780	224.6	3	1:52.163	20.941	35.762	21.729	33.731	219.2	4	1:52.705	21.218	36.162	21.641	33.684	216.6	5	1:52.512	20.782	35.967	21.897	33.866	224.6	6	1:57.099	20.648	35.778	21.726	38.947	223.7	7	1:55.277	23.966	35.718	21.723	33.870	204.4	8	1:51.622	20.800	35.509	21.502	33.811	219.2	9	1:51.824	20.780	35.701	21.693	33.650	221.0	10	1:51.736	20.821	35.633	21.648	33.634	217.9	11	1:52.201	20.831	35.800	21.755	33.815	218.3	12	1:51.692	20.756	35.701	21.711	33.524	219.6	13	1:51.424	20.615	35.754	21.637	33.418	226.5
Honda Asia-Dream Racing Junior Team							HONDA																																																																																											



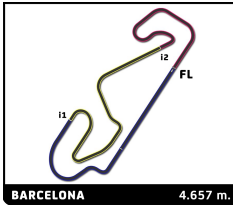
Momoven Moto4 EC 2026

FIM MOTO JUNIOR CIRCUIT DE BARCELONA - CATALUNYA

Race Momoven Moto4 EC

Sector Analysis

_ Invalidated Lap							■ Personal Best							■ Session Best							B Crossing the pit lane																																																																												
Lap	Time	Sector 1	Sector 2	Sector 3	Sector 4	T.Sp	Lap	Time	Sector 1	Sector 2	Sector 3	Sector 4	T.Sp	Lap	Time	Sector 1	Sector 2	Sector 3	Sector 4	T.Sp	Lap	Time	Sector 1	Sector 2	Sector 3	Sector 4	T.Sp																																																																						
62 Ethan SPARKS GBR							British Talent Team - GRYD Racing HONDA							7 1:53.914 21.253 36.399 21.885 34.377 226.0							8 1:53.116 21.114 36.299 21.792 33.911 224.6																																																																												
1	1:58.393	26.015	36.386	22.043	33.949	200.6	9	1:52.777	21.069	36.030	21.736	33.942	222.3	10	1:53.231	20.944	36.335	21.757	34.195	223.2	11	1:54.115	21.478	36.276	21.912	34.449	214.9	12	1:53.918	21.141	36.931	21.876	33.970	223.7	13	1:53.608	21.061	36.171	21.918	34.458	223.2																																																								
2	1:52.009	20.814	35.753	21.664	33.778	225.6	98 Noprutpong BUNPRAWES THA							Honda Asia-Dream Racing Junior Tear HONDA																																																																																			
3	1:52.061	20.899	35.712	21.834	33.616	228.4	1	2:00.485	27.883	36.447	21.986	34.169	198.8	2	1:52.692	20.733	35.965	22.063	33.931	225.1	3	1:52.583	20.825	35.809	21.749	34.200	221.9	4	1:52.781	20.976	35.967	21.839	33.999	223.7	5	1:53.080	21.141	36.130	21.980	33.829	217.0	6	1:53.801	21.406	36.112	22.106	34.177	216.1	7	1:54.368	21.338	36.678	21.832	34.520	219.6	8	1:53.126	21.148	36.206	21.816	33.956	221.9	9	1:52.660	20.970	36.014	21.800	33.876	221.0	10	1:53.169	20.978	36.229	21.802	34.160	223.2	11	1:53.836	21.184	36.326	22.056	34.270	219.2	12	1:54.068	21.325	36.386	22.013	34.344	215.7	13	1:54.060	21.138	36.329	22.087	34.506	217.0
4	1:52.059	20.820	35.800	21.694	33.745	225.1	24 Luuk DE VRIES NED							AGR Team HONDA																																																																																			
5	1:52.100	20.724	35.734	21.909	33.733	227.0	1	2:00.657	27.447	36.791	22.088	34.331	194.5	2	1:52.983	21.018	36.215	21.911	33.839	223.2	3	1:53.538	20.949	36.632	22.005	33.952	225.6	4	1:52.770	20.984	36.153	21.757	33.876	217.4	5	1:53.256	21.157	36.341	21.976	33.782	211.9	6	1:52.986	20.928	36.077	21.879	34.102	221.0	7	1:53.744	21.166	36.349	22.014	34.215	225.6	8	1:53.624	21.174	36.679	21.877	33.894	222.8	9	1:53.230	21.219	36.078	21.985	33.948	218.8	10	1:53.331	21.129	36.258	22.012	33.932	216.1	11	1:53.086	21.079	36.073	21.996	33.938	215.7	12	1:53.774	21.194	36.394	21.897	34.289	219.6	13	1:53.812	20.952	36.513	21.839	34.508	221.4
6	1:52.058	20.690	35.964	21.724	33.680	229.4	18 Mathias TAMBURINI ITA							AC RACING TEAM HONDA																																																																																			
7	1:52.559	20.818	36.071	21.898	33.772	225.6	1	1:58.744	26.618	36.343	22.108	33.675	199.1	2	1:51.381	20.665	35.674	21.578	33.464	223.2	3	1:52.209	20.777	35.940	21.749	33.743	225.1	4	1:52.567	20.845	36.133	21.902	33.687	221.4	5	1:52.225	20.834	36.129	21.667	33.595	226.5	6	1:53.376	20.956	36.172	22.131	34.117	225.1	7	1:54.442	21.226	36.602	22.215	34.399	215.3	8	1:55.768	21.431	36.837	22.303	35.197	211.5	9	1:54.307	21.218	37.169	21.825	34.095	216.6	10	1:53.782	21.278	36.244	22.203	34.057	208.3	11	1:53.936	21.070	36.842	21.882	34.142	218.8	12	1:54.015	20.995	36.811	21.922	34.287	221.9	13	1:54.092	21.628	36.325	21.738	34.401	215.3
8	1:52.768	20.981	35.965	21.928	33.894	227.4	89 Eric RUZ ESP							TEAM IMPALA HONDA HONDA																																																																																			
9	1:52.560	20.862	35.900	21.762	34.036	224.2	1	1:58.916	26.227	36.435	22.143	34.111	202.5	2	1:52.255	20.940	35.833	21.798	33.684	222.8	3	1:52.592	20.915	35.997	21.864	33.816	221.0	4	1:52.753	20.993	35.963	21.858	33.939	219.6	5	1:53.220	21.260	36.054	21.961	33.945	216.6	6	1:52.938	20.660	36.243	21.971	34.064	216.1	7	1:53.753	21.221	36.271	22.059	34.202	216.1	8	1:53.115	21.257	36.095	21.736	34.027	215.7	9	1:53.248	21.203	36.084	21.872	34.089	222.3	10	1:53.148	21.200	36.059	21.886	34.003	214.0	11	1:53.452	21.158	36.203	22.101	33.990	215.3	12	1:53.368	21.161	36.158	21.938	34.111	215.7	13	1:53.647	21.112	36.162	21.925	34.448	215.7
10	1:53.028	21.064	36.116	21.899	33.949	217.0	5 Kevin CANCELLIERI ITA							LEOPARD JUNIOR HONDA																																																																																			
11	1:53.490	21.064	36.229	21.963	34.234	218.3	1	2:00.296	27.780	36.374	22.056	34.086	196.6	2	1:53.213	21.153	36.037	21.957	34.066	218.8	3	1:52.760	20.970	36.093	21.722	33.975	225.6	4	1:52.777	21.224	36.021	21.693	33.839	222.8	5	1:53.139	21.193	36.210	21.898	33.838	226.0	6	1:53.796	21.157	36.376	22.066	34.197	224.2																																																	
12	1:53.609	21.183	36.228	22.007	34.191	216.6																																																																																											
13	1:53.078	21.067	35.961	21.870	34.180	216.1																																																																																											



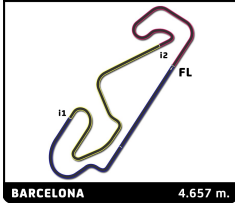
Momoven Moto4 EC 2026

FIM MOTO JUNIOR CIRCUIT DE BARCELONA - CATALUNYA

Race Momoven Moto4 EC

Sector Analysis

_ Invalidated Lap							■ Personal Best	■ Session Best	B Crossing the pit lane						
Lap	Time	Sector 1	Sector 2	Sector 3	Sector 4	T.Sp	Lap	Time	Sector 1	Sector 2	Sector 3	Sector 4	T.Sp		
19 Tom ROLIN BEL															
Fullmoto AC Racing Junior Team HONDA															
1	1:59.597	27.067	36.683	21.952	33.895	200.2	7	1:53.266	21.215	36.390	21.852	33.809	222.8		
2	1:53.846	20.975	36.446	22.396	34.029	219.2	8	1:52.559	20.778	36.120	21.826	33.835	226.5		
3	1:52.759	20.942	36.000	21.864	33.953	224.2	9	1:53.203	20.927	36.211	21.913	34.152	218.8		
4	1:52.766	21.142	35.907	21.829	33.888	221.4									
5	1:53.118	21.011	36.431	21.872	33.804	224.2									
6	1:53.388	21.129	36.316	21.963	33.980	224.6									
7	1:53.300	21.363	36.328	21.781	33.828	216.6									
8	1:53.149	21.019	36.394	21.871	33.865	221.0									
9	1:52.970	20.973	36.004	21.917	34.076	224.6									
10	1:53.957	21.515	36.479	21.876	34.087	209.5									
11	1:54.082	21.208	36.574	21.902	34.398	220.1									
12	1:53.909	21.055	36.431	21.975	34.448	221.0									
13	1:54.026	21.638	36.369	21.985	34.034	216.6									
12 Sebastian FERRUCCI POL															
MTA JUNIOR TEAM HONDA															
1	1:59.405	26.827	36.344	22.127	34.107	198.8									
2	1:53.163	21.041	36.132	21.969	34.021	217.9									
3	1:53.166	21.062	36.061	21.906	34.137	218.8									
4	1:53.109	21.174	36.054	22.059	33.822	219.2									
5	1:53.111	21.054	36.178	21.870	34.009	223.2									
6	1:53.761	21.183	36.476	22.083	34.019	223.7									
7	1:54.339	21.424	36.600	22.086	34.229	218.8									
8	1:53.045	21.148	36.208	21.924	33.765	220.1									
9	1:52.949	21.128	35.974	21.910	33.937	220.1									
10	1:53.071	20.888	36.205	21.901	34.077	222.3									
11	1:53.553	21.149	36.112	22.052	34.240	223.2									
12	1:54.151	21.179	36.378	22.106	34.488	218.8									
13	1:54.132	21.413	36.571	22.165	33.983	216.6									
84 Vincenzo DI VEROLI ITA															
AC RACING TEAM HONDA															
1	1:58.929	26.352	36.459	21.800	34.318	197.3									
2	1:52.983	21.251	35.976	21.963	33.793	225.1									
3	1:53.274	21.181	36.085	22.044	33.964	212.8									
4	1:53.599	21.319	36.367	21.846	34.067	210.3									
5	1:53.004	21.277	36.018	21.937	33.772	221.4									
6	1:53.885	21.423	36.294	21.983	34.185	217.4									
7	1:53.207	21.234	36.196	21.890	33.887	218.3									
8	1:53.049	21.073	36.122	21.868	33.986	217.9									
9	1:53.100	21.116	36.214	21.758	34.012	215.7									
10	1:53.921	21.070	36.525	22.093	34.233	216.6									
11	1:53.721	21.237	36.412	21.872	34.200	218.8									
12	1:54.252	21.395	36.608	21.904	34.345	213.2									
13	1:56.408	21.437	36.680	23.571	34.720	220.1									
17 Thias WENZEL GER															
Iarresport HONDA															
1	2:00.898	27.330	37.272	22.313	33.983	194.8									
2	1:52.979	20.937	35.993	21.916	34.133	226.5									
3	1:52.507	20.870	35.976	21.859	33.802	222.8									
4	1:53.509	20.992	36.684	21.960	33.873	224.6									
5	1:53.015	21.000	36.281	21.890	33.844	214.0									
6	1:52.905	20.766	36.140	22.006	33.993	221.4									
20 Fynn KRATOCHWIL GER															
SNIPERS IGAXTEAM HONDA															
1	1:57.943	26.021	36.149	21.730	34.043	192.8									
2	1:52.105	20.934	35.876	21.590	33.705	222.3									
3	1:52.003	20.693	35.889	21.683	33.738	223.7									
4	1:52.196	20.835	35.776	21.693	33.892	222.8									
5	1:51.827	20.657	35.618	21.564	33.988	223.7									
6	1:52.317	20.751	35.823	21.635	34.108	222.8									
7	1:52.637	20.926	36.016	21.870	33.825	222.8									
8	1:52.314	20.878	35.900	21.766	33.770	225.6									
55 Mikey Louie SANCHEZ USA															
AC RACING TEAM HONDA															
1	1:57.938	25.855	36.320	21.813	33.950	193.8									
2	1:51.767	20.837	35.836	21.557	33.537	224.2									
3	1:52.390	20.942	36.155	21.599	33.694	224.6									
4	1:52.182	20.844	35.899	21.623	33.816	226.0									
5	1:51.956	20.770	35.855	21.551	33.780	223.7									
6	1:51.983	20.669	35.858	21.594	33.862	225.1									
7	1:53.139	20.956	36.134	21.988	34.061	222.8									
8	1:52.042	20.675	36.053	21.544	33.770	224.6									
60 Iker RODRIGUEZ ESP															
Team Honda Laglisse FPS HONDA															
1	1:59.660	26.955	36.698	21.828	34.179	204.4									
2	1:55.290	21.146	36.267	22.252	35.625	222.3									
3	1:54.612	21.349	36.712	22.086	34.465	220.1									
4	1:54.564	21.364	36.691	22.098	34.411	216.6									
5	1:55.113	21.522	36.857	22.208	34.526	214.0									
6	2:03.921 B	21.592	36.893	22.396	43.040	213.2									
38 Alessio ARNOLD CHE															
Fullmoto AC Racing Junior Team HONDA															
1	1:59.025	26.742	36.188	22.045	34.050	198.0									
2	14:29.890 B	21.272	36.661	22.241	...	226.0									
9 Antoine NATIVI FRA															
JEG TAKE OFF GP HONDA															
1	4:18.530 B	25.418	2:44.426	23.529	45.157	188.4									

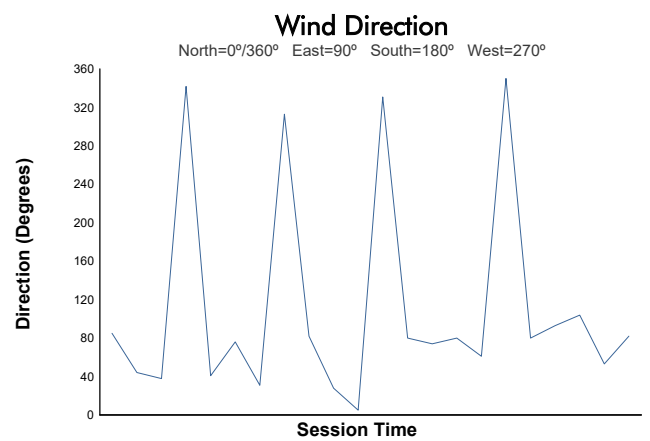
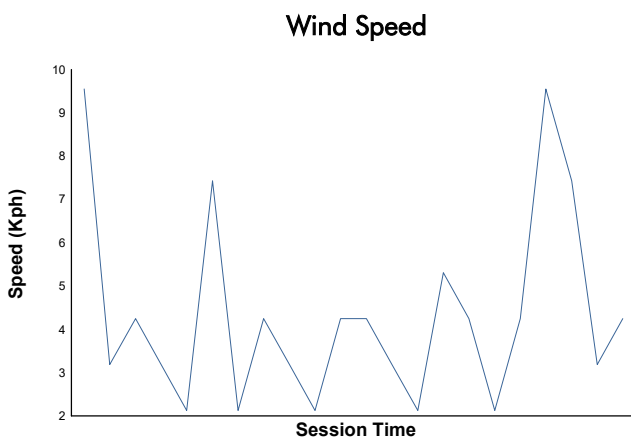
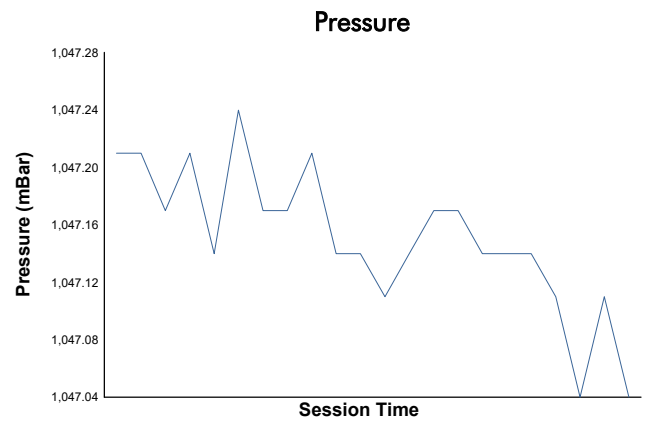
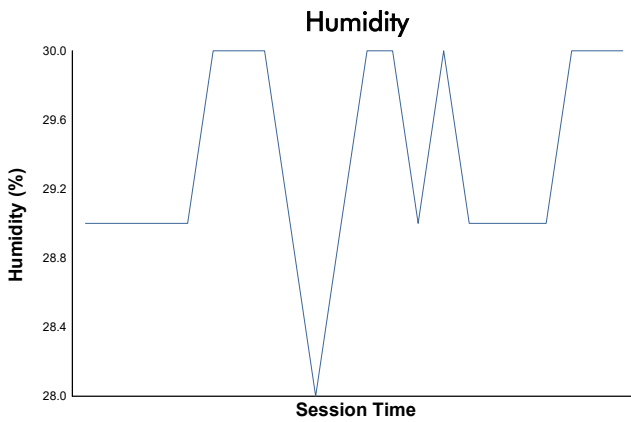
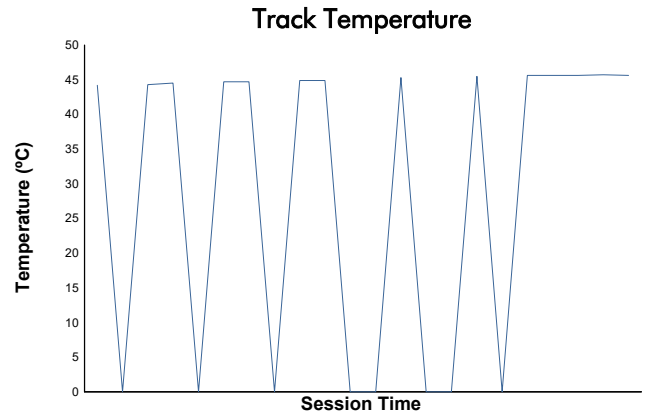
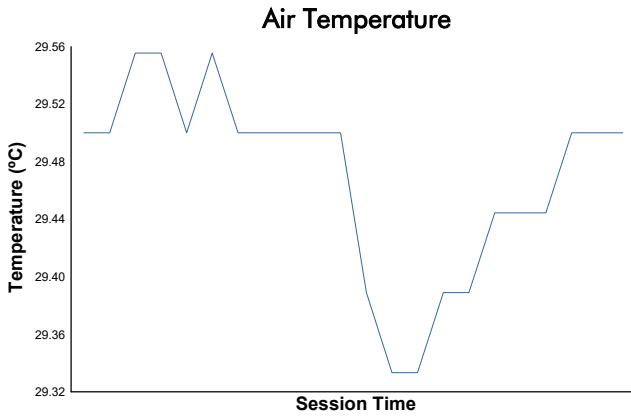


FIM MOTO JUNIOR CIRCUIT DE BARCELONA - CATALU

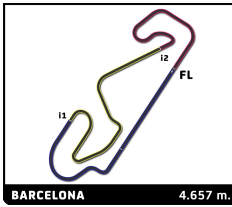
Momoven Moto4 EC 2026

Race Momoven Moto4 EC

Weather Report



Track Status: **DRY**



Momoven Moto4 EC 2026

FIM MOTO JUNIOR CIRCUIT DE BARCELONA - CATALUNYA

Race Momoven Moto4 EC (13 Laps, 60.6 km.)

Starting Grid

60 I. RODRÍGUEZ 30	27 M. MARULANDA 29	46 Á. LUCAS 28 10
19 T. ROLIN 27	38 A. ARNOLD 26	17 T. WENZEL 25 9
98 N. BUNPRAWES 24	24 L. DE VRIES 23	5 K. CANCELLIERI 22 8
18 M. TAMBURINI 21	12 S. FERRUCCI 20	62 E. SPARKS 19 7
84 V. DI VEROLI 18	89 E. RUZ 17	22 J. RAMILA 16 6
21 D. SÁNCHEZ 15	49 I. RODRIGUEZ 14	20 F. KRATOCHWIL 13 5
55 M. SANCHEZ 12	10 A. ALMEIDA 11	23 I. GALÁN 10 4
40 L. CASADEI 9	4 Q. IRFAN 8	31 E. SAVINO 7 3
36 E. BOXBERGER 6	53 V. CUBELES 5	51 A. DAQUIGAN 4 2
9 A. NATIVI 3	7 C. BORRELLI 2	67 L. PRITELLI 1 1

Pole

RIDER 46 - BACK OF THE GRID
RIDER 27 - BACK OF THE GRID
RIDER 60 - BACK OF THE GRID
RIDER 8 - FIRST RESERVE DRIVER
RIDER 2 - SECOND RESERVE DRIVER

Clerk of the Course:

David Fuentes

Timekeeper:

Denís del Pozo