

Circuito de Jerez - Ángel Nieto 4423 m.

CLASSIFICATION

JEREZ TEST SESSION 2

#	Rider	Nation	Team	Motorcycle	Time	Lap Total	Gap	T. Speed
1	79 Ai OGURA	JPN	Trackhouse MotoGP Team	APRILIA	1'35.944	36 37		295.0
2	25 Raul FERNANDEZ	SPA	Trackhouse MotoGP Team	APRILIA	1'35.949	33 38	0.005 0.005	294.2
3	72 Marco BEZZECCHI	ITA	Aprilia Racing	APRILIA	1'36.272	25 32	0.328 0.323	296.7
4	93 Marc MARQUEZ	SPA	Ducati Lenovo Team	DUCATI	1'36.277	28 38	0.333 0.005	295.0
5	37 Pedro ACOSTA	SPA	Red Bull KTM Factory Racing	KTM	1'36.299	23 37	0.355 0.022	299.1
6	73 Alex MARQUEZ	SPA	BK8 Gresini Racing MotoGP	DUCATI	1'36.409	22 31	0.465 0.110	296.7
7	20 Fabio QUARTARARO	FRA	Monster Energy Yamaha MotoGP Team	YAMAHA	1'36.439	41 45	0.495 0.030	294.2
8	49 Fabio DI GIANNANTONIO	ITA	Pertamina Enduro VR46 Racing Team	DUCATI	1'36.477	7 35	0.533 0.038	295.0
9	63 Francesco BAGNAIA	ITA	Ducati Lenovo Team	DUCATI	1'36.671	15 29	0.727 0.194	295.8
10	89 Jorge MARTIN	SPA	Aprilia Racing	APRILIA	1'36.683	26 26	0.739 0.012	297.5
11	23 Enea BASTIANINI	ITA	Red Bull KTM Tech3	KTM	1'36.687	18 28	0.743 0.004	295.0
12	11 Diogo MOREIRA	BRA	Pro Honda LCR	HONDA	1'36.878	35 49	0.934 0.191	296.7
13	10 Luca MARINI	ITA	Honda HRC Castrol	HONDA	1'36.896	27 35	0.952 0.018	295.8
14	33 Brad BINDER	RSA	Red Bull KTM Factory Racing	KTM	1'36.980	43 44	1.036 0.084	295.8
15	36 Joan MIR	SPA	Honda HRC Castrol	HONDA	1'36.988	23 24	1.044 0.008	295.8
16	43 Jack MILLER	AUS	Prima Pramac Yamaha MotoGP	YAMAHA	1'37.008	32 32	1.064 0.020	292.6
17	5 Johann ZARCO	FRA	Castrol Honda LCR	HONDA	1'37.010	25 30	1.066 0.002	295.8
18	21 Franco MORBIDELLI	ITA	Pertamina Enduro VR46 Racing Team	DUCATI	1'37.071	44 47	1.127 0.061	295.0
19	26 Daniel PEDROSA	SPA	Red Bull KTM Factory Racing	KTM	1'37.483	22 25	1.539 0.412	297.5
20	7 Toprak RAZGATLIOGLU	TUR	Prima Pramac Yamaha MotoGP	YAMAHA	1'37.490	38 42	1.546 0.007	291.1
21	42 Alex RINS	SPA	Monster Energy Yamaha MotoGP Team	YAMAHA	1'37.541	16 16	1.597 0.051	292.6
22	32 Lorenzo SAVADORI	ITA	Aprilia Racing	APRILIA	1'37.737	20 33	1.793 0.196	294.2
No time set								
47	Augusto FERNANDEZ	SPA	Yamaha Factory Racing	YAMAHA				
54	Fermin ALDEGUER	SPA	BK8 Gresini Racing MotoGP	DUCATI				

Practice condition: Dry

Air: 26°

Humidity: 46%

Ground: 36°

Fastest Lap:	Lap: 36	Ai OGURA	1'35.944	165.9 Km/h
Best Race Lap:	2025	Alex MARQUEZ	1'37.349	163.5 Km/h
All-Time Lap Record:	2025	Fabio QUARTARARO	1'35.610	166.5 Km/h

The results are provisional until the end of the limit for protest and appeals.

Time limit for protest expires 60' after publication of the results - Time:

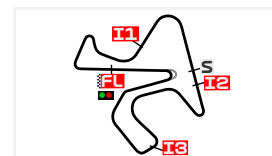
These data/results cannot be reproduced, stored and/or transmitted in whole or in part by any manner of electronic, mechanical, photocopying, recording, broadcasting or otherwise now known or herein after developed without the previous express consent by the copyright owner, except for reproduction in daily press and regular printed publications on sale to the public within 60 days of the event related to those data/results and always provided that copyright symbol appears together as follows below.

© MotoGP Sports Entertainment Group, 2026

Official MotoGP Timing by

www.motogp.com

Jerez de la Frontera, Monday, April 27, 2026



Circuito de Jerez - Ángel Nieto 4423 m.

COMBINED PRACTICE TIMES

JEREZ TEST

SESSION 2

#	Rider	Nation	Team	Motorcycle	FP1	FP2	Gap
1	79 A.OGURA	JPN	Trackhouse MotoGP Team	APRILIA	1'37.089 29	1'35.944 36	
2	25 R.FERNANDEZ	SPA	Trackhouse MotoGP Team	APRILIA	1'36.769 13	1'35.949 33	0.005 0.005
3	72 M.BEZZECCHI	ITA	Aprilia Racing	APRILIA	1'36.769 14	1'36.272 25	0.328 0.323
4	93 M.MARQUEZ	SPA	Ducati Lenovo Team	DUCATI	1'36.817 18	1'36.277 28	0.333 0.005
5	37 P.ACOSTA	SPA	Red Bull KTM Factory Racing	KTM	1'36.734 15	1'36.299 23	0.355 0.022
6	73 A.MARQUEZ	SPA	BK8 Gresini Racing MotoGP	DUCATI	1'36.394 15	1'36.409 22	0.450 0.095
7	20 F.QUARTARARO	FRA	Monster Energy Yamaha MotoGP Team	YAMAHA	1'37.057 7	1'36.439 41	0.495 0.045
8	49 F.DI GIANNANTON	ITA	Pertamina Enduro VR46 Racing Team	DUCATI	1'36.769 18	1'36.477 7	0.533 0.038
9	5 J.ZARCO	FRA	Castrol Honda LCR	HONDA	1'36.658 21	1'37.010 25	0.714 0.181
10	63 F.BAGNAIA	ITA	Ducati Lenovo Team	DUCATI	1'36.697 25	1'36.671 15	0.727 0.013
11	89 J.MARTIN	SPA	Aprilia Racing	APRILIA	1'36.932 24	1'36.683 26	0.739 0.012
12	23 E.BASTIANINI	ITA	Red Bull KTM Tech3	KTM	1'37.249 13	1'36.687 18	0.743 0.004
13	11 D.MOREIRA	BRA	Pro Honda LCR	HONDA	1'37.620 20	1'36.878 35	0.934 0.191
14	10 L.MARINI	ITA	Honda HRC Castrol	HONDA	1'37.038 30	1'36.896 27	0.952 0.018
15	36 J.MIR	SPA	Honda HRC Castrol	HONDA	1'36.977 13	1'36.988 23	1.033 0.081
16	33 B.BINDER	RSA	Red Bull KTM Factory Racing	KTM	1'37.325 39	1'36.980 43	1.036 0.003
17	43 J.MILLER	AUS	Prima Pramac Yamaha MotoGP	YAMAHA	1'37.326 13	1'37.008 32	1.064 0.028
18	54 F.ALDEGUER	SPA	BK8 Gresini Racing MotoGP	DUCATI	1'37.039 24		1.095 0.031
19	21 F.MORBIDELLI	ITA	Pertamina Enduro VR46 Racing Team	DUCATI	1'37.298 22	1'37.071 44	1.127 0.032
20	26 D.PEDROSA	SPA	Red Bull KTM Factory Racing	KTM	1'38.011 20	1'37.483 22	1.539 0.412
21	7 T.RAZGATLIOGLU	TUR	Prima Pramac Yamaha MotoGP	YAMAHA	1'37.884 6	1'37.490 38	1.546 0.007
22	42 A.RINS	SPA	Monster Energy Yamaha MotoGP Team	YAMAHA	1'37.583 14	1'37.541 16	1.597 0.051
23	32 L.SAVADORI	ITA	Aprilia Racing	APRILIA	1'38.102 8	1'37.737 20	1.793 0.196
	47 A.FERNANDEZ	SPA	Yamaha Factory Racing	YAMAHA			

Pole Position Record:	2025	Fabio QUARTARARO	1'35.610	166.5 Km/h
Best Race Lap:	2025	Alex MARQUEZ	1'37.349	163.5 Km/h
All Time Lap Record:	2025	Fabio QUARTARARO	1'35.610	166.5 Km/h

The results are provisional until the end of the limit for protest and appeals.

Time limit for protest expires 60' after publication of the results - Time:

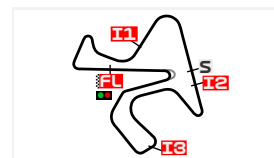
These data/results cannot be reproduced, stored and/or transmitted in whole or in part by any manner of electronic, mechanical, photocopying, recording, broadcasting or otherwise now known or herein after developed without the previous express consent by the copyright owner, except for reproduction in daily press and regular printed publications on sale to the public within 60 days of the event related to those data/results and always provided that copyright symbol appears together as follows below.

© MotoGP Sports Entertainment Group, 2026

Official MotoGP Timing by

www.motogp.com

Jerez de la Frontera, Monday, April 27, 2026



Circuito de Jerez - Ángel Nieto 4423 m.

TOP SPEED & AVERAGE

JEREZ TEST

SESSION 2

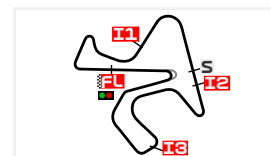
#	Rider	Nation	Motorcycle	Top 5 speeds					Average	Top
37	Pedro ACOSTA	SPA	KTM	299.1	298.3	297.5	297.5	296.7	297.8	299.1
26	Daniel PEDROSA	SPA	KTM	297.5	297.5	296.7	295.8	295.8	296.3	297.5
89	Jorge MARTIN	SPA	APRILIA	297.5	294.2	293.4	293.4	293.4	294.1	297.5
11	Diogo MOREIRA	BRA	HONDA	296.7	295.8	294.2	294.2	293.4	293.9	296.7
72	Marco BEZZECCHI	ITA	APRILIA	296.7	296.7	296.7	295.8	295.8	296.1	296.7
73	Alex MARQUEZ	SPA	DUCATI	296.7	295.8	295.8	295.8	295.8	296.0	296.7
5	Johann ZARCO	FRA	HONDA	295.8	295.8	295.0	295.0	295.0	295.3	295.8
10	Luca MARINI	ITA	HONDA	295.8	295.0	295.0	295.0	295.0	295.2	295.8
33	Brad BINDER	RSA	KTM	295.8	295.0	295.0	295.0	294.2	294.6	295.8
36	Joan MIR	SPA	HONDA	295.8	295.0	294.2	294.2	293.4	294.5	295.8
63	Francesco BAGNAIA	ITA	DUCATI	295.8	295.8	295.0	295.0	295.0	295.2	295.8
21	Franco MORBIDELLI	ITA	DUCATI	295.0	295.0	294.2	293.4	293.4	294.1	295.0
23	Enea BASTIANINI	ITA	KTM	295.0	295.0	294.2	294.2	294.2	294.5	295.0
49	Fabio DI GIANNANTONIO	ITA	DUCATI	295.0	295.0	295.0	294.2	294.2	294.5	295.0
79	Ai OGURA	JPN	APRILIA	295.0	294.2	294.2	294.2	294.2	294.3	295.0
93	Marc MARQUEZ	SPA	DUCATI	295.0	295.0	295.0	294.2	294.2	294.5	295.0
20	Fabio QUARTARARO	FRA	YAMAHA	294.2	292.6	292.6	292.6	292.6	292.9	294.2
25	Raul FERNANDEZ	SPA	APRILIA	294.2	293.4	293.4	293.4	292.6	293.3	294.2
32	Lorenzo SAVADORI	ITA	APRILIA	294.2	294.2	293.4	292.6	292.6	293.4	294.2
42	Alex RINS	SPA	YAMAHA	292.6	292.6	292.6	291.8	291.8	292.3	292.6
43	Jack MILLER	AUS	YAMAHA	292.6	292.6	292.6	291.1	290.3	291.6	292.6
7	Toprak RAZGATLIOGLU	TUR	YAMAHA	291.1	291.1	291.1	291.1	290.3	290.8	291.1

These data/results cannot be reproduced, stored and/or transmitted in whole or in part by any manner of electronic, mechanical, photocopying, recording, broadcasting or otherwise now known or herein after developed without the previous express consent by the copyright owner, except for reproduction in daily press and regular printed publications on sale to the public within 60 days of the event related to those data/results and always provided that copyright symbol appears together as follows below.

© MotoGP Sports Entertainment Group, 2026

Official MotoGP Timing by www.motogp.com

Jerez de la Frontera, Monday, April 27, 2026



Circuito de Jerez - Ángel Nieto 4423 m.

CHRONOLOGICAL ANALYSIS OF PERFORMANCES

JEREZ TEST SESSION 2

* Lap / Sector time cancelled
P Crossing the finish line in pit lane

T1 Time from finish line to 1st intermediate
T2 Time from 1st intermed. to 2nd intermed.

T3 Time from 2nd intermed. to 3rd intermed.
T4 Time from 3rd intermediate to finish line

Lap	Lap Time	T1	T2	T3	T4	Speed	Lap	Lap Time	T1	T2	T3	T4	Speed		
1st	79	Ai OGURA					Trackhouse MotoGP Te JPN	1	1:23'47.796	32.402	13.962	30.939	29.137	283.4	
		Runs=9	Total laps=37	Full laps=22	Valid laps=22		2	1'37.855	26.265	13.320	29.629	28.641	290.3		
1	2:12'53.329	33.481	14.231	31.790	29.694	281.9	3	1'37.333	26.026	13.273	29.481	28.553	291.8		
2	1'40.370	27.271	14.072	30.191	28.836	291.8	4	1'37.312	25.986	13.286	29.445	28.595	289.5		
3	1'37.671	26.173	13.321	29.609	28.568	292.6	5	1'39.216 P	28.242	13.712	31.279	25.983	287.2		
4	1'35.541 P	26.705	13.351	30.269	25.216	292.6	6	1'45.597	31.815	13.912	30.570	29.300	288.0		
5	1'46.502 P	33.577	14.815	31.538	26.572	268.6	7	1'38.545	26.259	13.410	30.032	28.844	289.5		
6	1'45.153	31.782	13.803	30.579	28.989	289.5	8	1'37.316	26.025	13.286	29.466	28.539	291.8		
7	1'37.119	26.023	13.219	29.541	28.336	292.6	9	1'37.326 P	27.740	13.659	30.642	25.285	287.2		
8	1'36.596	25.836	13.178	29.273	28.309	291.8	10	1'44.162	31.614	13.612	30.069	28.867	290.3		
9	1'36.616	25.793	13.110	29.245	28.468	293.4	11	1'36.741	26.009	13.215	29.196	28.321	291.1		
10	1'35.642 P	26.936	13.540	30.375	24.791	292.6	12	1'36.316	25.710	13.134	29.186	28.286	291.1		
11	1'45.645	32.622	13.766	30.342	28.915	292.6	13	1'36.598	25.859	13.148	29.232	28.359	291.8		
12	1'36.763	25.973	13.129	29.328	28.333	293.4	14	1'36.017 P	27.662	13.784	30.130	24.441	281.9		
13	1'36.759	25.815	13.154	29.417	28.373	290.3	15	1'44.886	31.692	13.616	30.308	29.270	290.3		
14	1'36.621	25.878	13.109	29.267	28.367	294.2	16	1'37.178	26.039	13.298	29.362	28.479	289.5		
15	1'41.545 P	29.102	14.439	31.404	26.600	255.3	17	1'36.531	25.755	13.151	29.219	28.406	291.1		
16	1'46.723	33.359	13.754	30.613	28.997	288.7	18	1'37.538 P	27.442	13.660	31.177	25.259	288.0		
17	1'37.777	26.329	13.275	29.567	28.606	291.1	19	1'44.861	32.164	13.609	30.272	28.816	289.5		
18	1'37.252	26.007	13.253	29.488	28.504	295.0	20	1'37.121	26.079	13.197	29.416	28.429	291.8		
19	1'38.714	25.895	13.235	30.670	28.914	293.4	21	1'36.819	25.917	13.205	29.201	28.496	291.1		
20	1'36.911	25.924	13.202	29.374	28.411	294.2	22	1'38.419 P	26.637	13.854	31.386	26.542	274.1		
21	1'33.884 P	25.982	13.217	29.941	24.744	294.2	23	1'42.380	30.247	13.488	29.918	28.727	291.1		
22	1'46.052	31.734	14.070	31.007	29.241	288.0	24	1'36.453	25.845	13.151	29.127	28.330	293.4		
23	1'37.412	26.154	13.226	29.506	28.526	291.8	25	1'36.232	25.730	13.051	29.118	28.333	294.2		
24	1'37.466	25.873	13.237	29.785	28.571	292.6	26	1'36.228	25.781	13.113	29.080	28.254	293.4		
25	1'36.833	25.914	13.189	29.380	28.350	293.4	27	1'38.095 P	27.965	13.488	31.489	25.153	290.3		
26	1'37.165	25.924	13.204	29.537	28.500	292.6	28	1'42.347	30.563	13.396	29.720	28.668	292.6		
27	1'44.900 P	26.593	15.791	35.766	26.750	194.2	29	1'36.410	25.830	13.144	29.076	28.360	291.8		
28	1'45.261	31.298	13.942	30.713	29.308	288.0	30	1'42.169	30.554	13.434	29.449	28.732	290.3		
29	1'37.761	26.150	13.369	29.571	28.671	289.5	31	1'42.312 P	25.947	14.288	36.083	25.994	259.6		
30	1'36.837	25.866	13.269	29.270	28.432	291.1	32	1'42.224	30.174	13.423	29.813	28.814	292.6		
31	1'37.369	25.911	13.264	29.692	28.502	291.8	33	1'35.949	25.726	13.132	28.944	28.147	291.8		
32	1'39.829	26.531	13.828	30.579	28.891	274.1	34	1'36.067	25.592	13.053	29.118	28.304	293.4		
33	1'42.290 P	26.114	17.060	32.620	26.496	183.3	35	1'47.847 P	30.637	15.896	35.629	25.685	189.1		
34	1'44.707	31.689	13.627	30.443	28.948	289.5	36	1'42.861	30.249	13.576	30.053	28.983	288.7		
35	1'36.394	25.883	13.125	29.152	28.234	294.2	37	1'37.114	25.977	13.234	29.360	28.543	291.1		
36	1'35.944	25.796	13.068	28.968	28.112	294.2	38	1'36.840	25.912	13.165	29.298	28.465	291.8		
37	1'39.232 P	28.636	13.673	30.402	26.521	272.7		PIT	29.139	14.068	30.831	24.708	271.3		
	PIT	35.147	14.277	32.498	27.217	271.3									
2nd	25	Raul FERNANDEZ					Trackhouse MotoGP Te SPA	3rd	72	Marco BEZZECCHI					Aprilia Racing ITA
		Runs=9	Total laps=38	Full laps=21	Valid laps=21				Runs=7	Total laps=32	Full laps=19	Valid laps=19			
1	1:35'32.602	31.604	13.533	30.341	29.142	290.3	1	1:35'32.602	31.604	13.533	30.341	29.142	290.3		

Fastest Lap: Ai OGURA JPN Trackhouse MotoGP Team **1'35.944** 25.796 13.068 28.968 28.112

These data/results cannot be reproduced, stored and/or transmitted in whole or in part by any manner of electronic, mechanical, photocopying, recording, broadcasting or otherwise now known or herein after developed without the previous express consent by the copyright owner, except for reproduction in daily press and regular printed publications on sale to the public within 60 days of the event related to those data/results and always provided that copyright symbol appears together as follows below.

© MotoGP Sports Entertainment Group, 2026

Official MotoGP Timing by

www.motogp.com

Jerez de la Frontera, Monday, April 27, 2026

Session 2

MotoGP™

Lap	Lap Time	T1	T2	T3	T4	Speed	Lap	Lap Time	T1	T2	T3	T4	Speed		
2	21'18.235	P	26.304	13.199	29.574	20'09.158	292.6	20	1'37.814	26.154	13.266	29.535	28.859	294.2	
3	1'44.773		31.194	13.415	30.596	29.568	293.4	21	1'39.687	P	29.640	13.984	30.984	25.079	284.2
4	1'37.342		26.079	13.117	29.519	28.627	295.0	22	1'45.527		31.722	13.879	30.677	29.249	286.4
5	1'37.010		25.856	13.096	29.495	28.563	294.2	23	1'37.867		26.059	13.283	29.789	28.736	294.2
6	1'36.769		25.959	13.026	29.244	28.540	295.8	24	1'36.585		25.821	13.084	29.148	28.532	295.0
7	1'36.752		25.818	13.139	29.299	28.496	291.1	25	1'32.786	P	25.945	13.202	29.279	24.360	293.4
8	1'38.328	P	27.585	13.198	30.431	27.114	295.0	26	1'45.505		31.816	13.842	30.720	29.127	286.4
9	1'43.245		31.026	13.324	30.134	28.761	291.8	27	1'36.305		25.855	13.115	29.009	28.326	295.0
10	1'37.164		26.045	13.142	29.402	28.575	293.4	28	1'36.277		25.674	13.141	29.113	28.349	295.0
11	1'36.811		25.953	13.114	29.199	28.545	295.0	29	1'36.805	P	26.631	13.998	30.784	25.392	279.0
12	1'38.064		26.606	13.149	29.663	28.646	293.4	30	1'48.971		33.504	13.940	31.018	30.509	284.9
13	1'36.649		25.914	13.086	29.277	28.372	295.8	31	1'38.431		26.292	13.367	29.807	28.965	292.6
14	1'37.830	P	27.786	13.242	31.326	25.476	295.8	32	1'37.655		26.010	13.297	29.560	28.788	291.8
15	1'42.141		29.883	13.379	30.001	28.878	293.4	33	1'35.334	P	26.025	13.385	30.099	25.825	291.1
16	1'37.173		26.096	13.143	29.419	28.515	295.8	34	1'46.723		32.729	13.881	30.688	29.425	288.0
17	1'37.166		25.987	13.087	29.518	28.574	296.7	35	1'37.926		26.219	13.338	29.510	28.859	292.6
18	1'39.043		26.146	13.079	30.949	28.869	295.8	36	1'37.400		25.990	13.290	29.341	28.779	291.8
19	1'36.996		26.023	13.105	29.383	28.485	295.0	37	1'37.331		25.977	13.188	29.421	28.745	294.2
20	1'39.697	P	30.234	13.477	30.097	25.889	293.4	38	1'36.327	P	25.956	13.226	31.445	25.700	291.8
21	1'42.023		30.151	13.260	29.920	28.692	295.8		PIT		32.962	14.764	31.954	26.565	282.7
22	1'36.694		25.896	13.132	29.241	28.425	294.2		5th	37	Pedro ACOSTA	Red Bull KTM Factory R	SPA		
23	1'39.284	P	26.665	13.389	33.068	26.162	291.1				Runs=9	Total laps=37	Full laps=21	Valid laps=21	
24	1'44.332		32.535	13.307	29.944	28.546	294.2	1	1:21'27.469		31.113	13.864	30.726	30.401	288.0
25	1'36.272		25.801	13.051	29.156	28.264	294.2	2	1'37.876		26.161	13.236	29.687	28.792	294.2
26	1'36.389		25.839	13.012	29.130	28.408	296.7	3	1'37.315		26.004	13.205	29.448	28.658	295.0
27	1'39.731	P	29.799	15.193	29.674	25.065	296.7	4	1'37.290		25.942	13.190	29.456	28.702	296.7
28	1'42.849		30.470	13.437	30.090	28.852	293.4	5	1'38.028	P	29.017	13.683	30.870	24.458	292.6
29	1'37.364		26.011	13.208	29.565	28.580	294.2	6	1'48.500		30.284	13.952	31.275	32.989	289.5
30	1'36.895		25.907	13.082	29.329	28.577	295.8	7	1'38.347		26.586	13.355	29.609	28.797	292.6
31	1'36.720		25.911	13.068	29.335	28.406	295.0	8	1'37.217		25.992	13.265	29.377	28.583	295.8
32	1'36.933		25.958	13.099	29.372	28.504	294.2	9	1'37.139		25.873	13.222	29.346	28.698	295.0
	PIT		29.093	13.285	30.121	26.618	295.0	10	1'33.036	P	25.963	13.183	29.436	24.454	295.8
	4th	93	Marc MARQUEZ	Ducati Lenovo Team	SPA			11	1'47.708		32.751	13.832	31.576	29.549	291.1
			Runs=9	Total laps=38	Full laps=22	Valid laps=22		12	1'40.851		26.161	13.347	32.424	28.919	295.0
1	1:07'43.371		36.155	15.236	32.158	29.922	228.8	13	1'37.564		26.047	13.208	29.543	28.766	295.0
2	1'40.458		26.739	13.611	30.430	29.678	288.0	14	1'37.277		25.894	13.176	29.500	28.707	294.2
3	1'39.024		26.546	13.446	30.011	29.021	291.8	15	1'33.103	P	25.912	13.210	29.529	24.452	295.0
4	1'37.973		26.201	13.309	29.529	28.934	291.8	16	1'43.587		30.437	13.599	30.287	29.264	294.2
5	1'37.836		26.066	13.331	29.548	28.891	292.6	17	1'36.601		25.758	13.144	29.241	28.458	298.3
6	1'37.856	P	27.516	13.876	31.189	25.275	285.7	18	1'36.392		25.625	13.073	29.210	28.484	299.1
7	1'46.989		32.464	13.769	31.190	29.566	288.0	19	1'39.770	P	31.059	14.014	30.356	24.341	286.4
8	1'38.889		26.491	13.406	29.974	29.018	291.8	20	1'45.427		31.728	13.977	30.663	29.059	288.0
9	1'37.997		26.199	13.297	29.577	28.924	290.3	21	1'36.602		25.771	13.111	29.226	28.494	297.5
10	1'37.490		26.036	13.325	29.418	28.711	291.1	22	1'36.441		25.780	13.115	29.217	28.329	295.8
11	1'38.533	P	28.747	13.941	30.668	25.177	286.4	23	1'36.299		25.700	13.049	29.089	28.461	297.5
12	1'47.912		33.620	13.855	30.801	29.636	287.2	24	1'39.337	P	30.917	13.667	30.111	24.642	289.5
13	1'40.591		26.564	13.418	30.406	30.203	292.6	25	1'44.428		30.373	13.786	30.775	29.494	291.1
14	1'38.379		26.371	13.417	29.669	28.922	289.5	26	1'37.513		26.104	13.258	29.394	28.757	295.0
15	1'37.817		26.093	13.364	29.532	28.828	291.8	27	1'36.989		25.851	13.168	29.305	28.665	295.0
16	1'38.427	P	27.902	14.220	31.463	24.842	280.5	28	1'42.170		29.263	13.782	30.032	29.093	286.4
17	1'46.734		32.319	13.844	31.122	29.449	289.5	29	1'35.560	P	25.986	13.298	31.531	24.745	293.4
18	1'38.858		26.436	13.429	29.823	29.170	293.4	30	1'46.940		31.183	14.296	30.989	30.472	286.4
19	1'37.889		26.189	13.327	29.512	28.861	294.2	31	1'38.940		26.313	13.308	29.969	29.350	294.2

Fastest Lap: Ai OGURA JPN Trackhouse MotoGP Team **1'35.944** 25.796 13.068 28.968 28.112

These data/results cannot be reproduced, stored and/or transmitted in whole or in part by any manner of electronic, mechanical, photocopying, recording, broadcasting or otherwise now known or herein after developed without the previous express consent by the copyright owner, except for reproduction in daily press and regular printed publications on sale to the public within 60 days of the event related to those data/results and always provided that copyright symbol appears together as follows below.

© MotoGP Sports Entertainment Group, 2026

Official MotoGP Timing by TISSOT

www.motogp.com

Jerez de la Frontera, Monday, April 27, 2026

Page 2 of 8



Session 2

MotoGP™

Lap	Lap Time	T1	T2	T3	T4	Speed
32	1'42.491	26.079	13.255	33.172	29.985	294.2
33	1'36.133 P	26.092	13.233	31.842	24.966	292.6
34	1'46.204	30.946	15.889	30.411	28.958	276.9
35	1'36.760	25.865	13.191	29.175	28.529	294.2
36	1'36.689	25.750	13.115	29.279	28.545	295.0
37	1'42.998 P	30.338	14.446	33.571	24.643	272.0
PIT		32.984	14.894	30.886	24.962	281.2

6th	73	Alex MARQUEZ		BK8 Gresini Racing Mot		SPA
		Runs=8	Total laps=31	Full laps=19	Valid laps=19	
1	1:10'40.352	31.997	13.878	30.715	29.459	291.1
2	1'37.711	26.294	13.300	29.458	28.659	291.1
3	1'37.358	26.064	13.195	29.514	28.585	293.4
4	1'37.028	26.001	13.195	29.302	28.530	292.6
5	1'37.054	25.981	13.138	29.364	28.571	295.0
6	1'37.429 P	27.947	13.682	30.395	25.405	290.3
7	1'47.126	31.755	13.907	30.760	30.704	288.7
8	1'38.123	26.481	13.300	29.690	28.652	292.6
9	1'37.338	26.042	13.224	29.442	28.630	294.2
10	1'37.380	26.057	13.300	29.449	28.574	289.5
11	1'38.413 P	27.891	13.915	30.693	25.914	288.7
12	1'45.950	31.527	13.855	30.872	29.696	288.0
13	1'37.716	26.274	13.267	29.552	28.623	293.4
14	1'37.357	26.123	13.224	29.481	28.529	294.2
15	1'37.680	26.034	13.252	29.725	28.669	294.2
16	1'37.112	25.903	13.244	29.441	28.524	295.8
17	1'38.107 P	29.448	13.524	30.466	24.669	294.2
18	1'46.656	33.193	13.617	30.608	29.238	294.2
19	1'37.337	26.131	13.125	29.394	28.687	293.4
20	1'36.583	25.829	13.106	29.407	28.241	295.8
21	1'36.526	25.779	13.069	29.303	28.375	295.8
22	1'36.409	25.727	13.055	29.278	28.349	296.7
23	1'39.145 P	30.005	13.467	30.162	25.511	294.2
24	1'45.251	31.552	13.780	30.581	29.338	290.3
25	1'37.353	26.145	13.189	29.439	28.580	295.0
26	1'36.991	25.994	13.151	29.328	28.518	295.8
27	1'36.834	25.854	13.225	29.303	28.452	295.0
28	1'36.980	25.944	13.172	29.295	28.569	295.0
29	1'39.525 P	27.781	14.837	31.813	25.094	219.9
30	1'47.714 P	36.014	13.957	31.656	26.087	290.3
31	1'40.378 P	29.309	13.828	31.054	26.187	290.3
PIT		32.615	13.628	30.546	26.242	295.0

7th	20	Fabio QUARTARARO		Monster Energy Yamaha		FRA
		Runs=10	Total laps=45	Full laps=26	Valid laps=26	
1	12'17.582	29.502	14.127	30.910	29.606	284.9
2	1'38.704	26.512	13.428	29.729	29.035	291.8
3	1'43.549	26.332	13.415	34.290	29.512	279.0
4	1'43.288	28.915	13.980	30.849	29.544	281.9
5	1'38.127	26.333	13.269	29.651	28.874	291.8
6	1'37.115 P	27.605	14.005	31.037	24.468	284.2
7	1'43.945	30.164	13.788	30.526	29.467	288.0
8	1'40.786	26.397	13.383	31.408	29.598	290.3
9	1'42.036	26.414	15.277	31.034	29.311	229.7
10	1'37.995	26.218	13.337	29.584	28.856	289.5

Lap	Lap Time	T1	T2	T3	T4	Speed
11	1'38.046	26.309	13.292	29.615	28.830	288.7
12	1'39.615 P	28.351	14.136	31.585	25.543	283.4
13	1'44.411	30.590	14.002	30.517	29.302	286.4
14	1'38.230	26.276	13.311	29.736	28.907	291.1
15	1'37.860	26.124	13.280	29.618	28.838	290.3
16	1'37.172 P	27.702	13.832	31.066	24.572	284.9
17	1'44.609	30.077	14.001	31.186	29.345	282.7
18	1'37.739	26.126	13.290	29.582	28.741	290.3
19	1'37.509	26.003	13.230	29.606	28.670	291.1
20	1'37.539 P	28.209	13.739	30.572	25.019	289.5
21	1'43.051	29.855	13.814	30.329	29.053	287.2
22	1'36.800	25.933	13.139	29.266	28.462	290.3
23	1'36.809	25.888	13.121	29.262	28.538	291.1
24	1'41.191	26.883	14.219	30.472	29.617	285.7
25	1'34.785 P	26.054	13.182	30.820	24.729	291.1
26	1'45.494	30.764	13.760	31.522	29.448	285.7
27	1'37.586	26.187	13.249	29.530	28.620	291.1
28	1'37.593	26.133	13.329	29.550	28.581	292.6
29	1'37.510	26.074	13.230	29.625	28.581	291.8
30	1'40.409 P	29.706	13.447	32.479	24.777	291.8
31	1'45.255	30.339	13.915	31.122	29.879	285.7
32	1'38.602	26.429	13.307	29.819	29.047	290.3
33	1'37.756	26.212	13.232	29.568	28.744	291.8
34	1'38.493 P	28.416	14.067	31.006	25.004	275.5
35	1'46.046	31.842	13.754	30.853	29.597	290.3
36	1'36.493	25.862	13.092	29.133	28.406	292.6
37	1'36.545	25.717	13.128	29.267	28.433	292.6
38	1'40.854 P	32.026	13.640	30.995	24.193	289.5
39	1'43.533	30.267	13.928	30.259	29.079	281.2
40	1'42.014	25.890	13.156	33.442	29.526	290.3
41	1'36.439	25.826	13.095	29.162	28.356	294.2
42	1'36.722 P	28.247	13.728	30.875	23.872	284.2
43	1'43.162	29.481	13.702	30.708	29.271	287.2
44	1'37.025	26.075	13.115	29.343	28.492	292.6
45	1'37.255	25.959	13.190	29.505	28.601	292.6
PIT		28.080	13.919	30.731	24.184	285.7

8th	49	Fabio DI GIANNANTON		Pertamina Enduro VR4		ITA
		Runs=8	Total laps=35	Full laps=20	Valid laps=20	
1	1:38'06.843	31.645	13.585	30.371	28.858	288.0
2	1'37.475	26.185	13.198	29.575	28.517	293.4
3	1'36.745	25.900	13.133	29.333	28.379	292.6
4	1'37.950 P	28.455	13.573	30.588	25.334	288.7
5	1'43.434	30.862	13.579	30.168	28.825	290.3
6	1'37.149	26.176	13.146	29.354	28.473	293.4
7	1'36.477	25.763	13.101	29.223	28.390	293.4
8	1'39.193 P	28.516	13.727	30.719	26.231	288.7
9	1'43.924	31.392	13.505	30.147	28.880	292.6
10	1'37.333	26.084	13.153	29.399	28.697	293.4
11	1'37.123	26.046	13.100	29.413	28.564	295.0
12	1'37.083	25.910	13.094	29.448	28.631	295.0
13	1'39.750 P	29.035	13.763	30.869	26.083	288.7
14	1'44.277	31.875	13.487	30.095	28.820	291.8
15	1'37.275	26.086	13.159	29.461	28.569	294.2

Fastest Lap: Ai OGIURA JPN Trackhouse MotoGP Team **1'35.944** 25.796 13.068 28.968 28.112

These data/results cannot be reproduced, stored and/or transmitted in whole or in part by any manner of electronic, mechanical, photocopying, recording, broadcasting or otherwise now known or herein after developed without the previous express consent by the copyright owner, except for reproduction in daily press and regular printed publications on sale to the public within 60 days of the event related to those data/results and always provided that copyright symbol appears together as follows below.

© MotoGP Sports Entertainment Group, 2026

Official MotoGP Timing by TISSOT

www.motogp.com

Jerez de la Frontera, Monday, April 27, 2026

Session 2

MotoGP™

Lap	Lap Time	T1	T2	T3	T4	Speed
16	1'37.073	26.066	13.138	29.386	28.483	293.4
17	1'36.773	25.923	13.098	29.292	28.460	294.2
18	1'39.745 P	28.588	13.444	31.061	26.652	292.6
19	1'44.348	31.319	13.655	30.316	29.058	289.5
20	1'38.081	26.304	13.230	29.766	28.781	291.8
21	1'37.731	26.167	13.240	29.672	28.652	292.6
22	1'37.641	26.156	13.165	29.655	28.665	295.0
23	1'40.310 P	29.899	13.667	30.910	25.834	291.8
24	1'44.113	31.242	13.604	30.231	29.036	291.8
25	1'37.502	26.227	13.155	29.586	28.534	294.2
26	1'37.127	26.040	13.189	29.423	28.475	294.2
27	1'37.056	25.887	13.131	29.406	28.632	294.2
28	1'39.415 P	28.523	13.665	31.226	26.001	289.5
29	1'42.544	30.033	13.474	30.182	28.855	291.8
30	1'37.885	26.342	13.285	29.609	28.649	293.4
31	1'37.039	26.027	13.123	29.349	28.540	292.6
32	1'41.305 P	31.081	13.680	31.093	25.451	291.1
33	1'44.029	31.548	13.575	30.052	28.854	291.1
34	1'37.251	26.065	13.164	29.420	28.602	293.4
35	1'37.291	26.089	13.182	29.424	28.596	293.4
	PIT	28.963	13.859	31.655	27.337	288.7

9th	63	Francesco BAGNAIA	Ducati Lenovo Team	ITA		
		Runs=7	Total laps=29	Full laps=17 Valid laps=17		
1	1:24'04.227	31.615	13.918	31.329	29.452	289.5
2	1'38.143	26.258	13.277	29.746	28.862	292.6
3	1'37.319	26.008	13.190	29.481	28.640	295.0
4	1'42.668	29.894	13.809	30.159	28.806	287.2
5	1'37.147	26.014	13.209	29.391	28.533	294.2
6	1'40.635 P	29.829	14.070	31.485	25.251	284.2
7	1'46.478	32.525	13.883	30.602	29.468	289.5
8	1'37.927	26.135	13.239	29.791	28.762	295.8
9	1'37.472	26.044	13.187	29.530	28.711	295.0
10	1'44.395	30.962	13.846	30.667	28.920	287.2
11	1'33.621 P	26.180	13.296	29.646	24.499	291.8
12	1'45.606	31.718	13.899	30.584	29.405	290.3
13	1'37.113	26.029	13.165	29.439	28.480	295.0
14	1'36.762	25.899	13.083	29.290	28.490	295.0
15	1'36.671	25.835	13.096	29.316	28.424	295.8
16	1'42.877 P	30.245	14.102	33.474	25.056	287.2
17	1'50.990 P	32.736	13.891	37.609	26.754	290.3
18	1'48.528	35.302	13.737	30.508	28.981	292.6
19	1'37.708	25.949	13.158	29.771	28.830	294.2
20	1'44.368	26.102	13.198	34.907	30.161	293.4
21	1'37.910 P	26.213	13.362	32.522	25.813	291.8
22	1'44.079	31.271	13.811	29.954	29.043	291.1
23	1'38.286	26.268	13.409	29.738	28.871	293.4
24	1'42.286	26.212	13.185	33.100	29.789	295.0
25	1'32.809 P	26.152	13.300	29.595	23.762	294.2
26	1'45.326	31.666	13.724	30.758	29.178	288.7
27	1'37.686	26.160	13.226	29.548	28.752	294.2
28	1'39.625	26.213	13.247	31.004	29.161	292.6
29	1'37.617	26.120	13.240	29.533	28.724	293.4
	PIT	29.941	14.349	32.303	26.722	281.2

Lap	Lap Time	T1	T2	T3	T4	Speed
10th	89	Jorge MARTIN	Aprilia Racing	SPA		
		Runs=5	Total laps=26	Full laps=17	Valid laps=17	
1	49'12.152	32.737	13.888	30.438	29.168	287.2
2	1'37.707	26.244	13.268	29.509	28.686	290.3
3	1'37.220	26.024	13.176	29.546	28.474	293.4
4	1'37.118	26.070	13.221	29.414	28.413	291.1
5	1'38.200	26.204	13.254	29.656	29.086	293.4
6	1'42.283 P	29.457	15.406	30.709	26.711	291.1
7	1'45.308	32.425	13.676	30.337	28.870	288.7
8	1'38.055	26.309	13.332	29.594	28.820	288.0
9	1'37.790	26.235	13.301	29.571	28.683	292.6
10	1'45.192	33.322	13.335	29.870	28.665	293.4
11	1'38.010	26.251	13.275	29.598	28.886	297.5
12	1'37.887	26.232	13.279	29.577	28.799	294.2
13	1'34.531 P	26.620	13.313	29.618	24.980	292.6
14	1'47.375	33.232	13.701	31.131	29.311	288.0
15	1'37.177	26.034	13.285	29.351	28.507	291.8
16	1'41.709	25.874	13.173	32.818	29.844	293.4
17	1'37.269	26.038	13.210	29.410	28.611	291.8
18	1'43.713 P	32.623	15.094	30.243	25.753	290.3
19	1'48.919	33.917	13.588	32.526	28.888	289.5
20	1'38.979	26.375	13.325	29.788	29.491	293.4
21	1'37.894	26.175	13.347	29.561	28.811	291.1
22	1'37.562	26.087	13.311	29.463	28.701	291.1
23	1'50.522 P	32.239	15.210	32.624	30.449	269.3
24	1'43.743	31.243	13.515	29.771	29.214	292.6
25	1'36.948	25.948	13.213	29.293	28.494	291.1
26	1'36.683	25.759	13.117	29.285	28.522	291.8
	PIT	30.491	14.985	32.915	26.154	266.6

11th	23	Enea BASTIANINI	Red Bull KTM Tech3	ITA		
		Runs=6	Total laps=28	Full laps=17 Valid laps=17		
1	1:45'23.378	30.606	13.748	30.554	29.117	290.3
2	1'37.343	26.124	13.145	29.585	28.489	294.2
3	1'37.226	26.031	13.158	29.488	28.549	293.4
4	1'39.761	26.513	13.511	30.461	29.276	291.8
5	1'38.956 P	26.178	13.235	34.349	25.194	291.8
6	1'43.588	30.694	13.691	30.238	28.965	290.3
7	1'37.802	26.315	13.260	29.559	28.668	292.6
8	1'37.513	26.042	13.218	29.622	28.631	294.2
9	1'37.602	26.143	13.227	29.595	28.637	293.4
10	1'35.600 P	26.975	13.455	30.554	24.616	292.6
11	1'43.599	30.584	13.546	30.204	29.265	293.4
12	1'37.951	26.287	13.260	29.689	28.715	292.6
13	1'37.521	26.116	13.205	29.524	28.676	293.4
14	1'37.581	26.193	13.265	29.542	28.581	291.1
15	1'36.224 P	27.352	13.513	30.830	24.529	291.8
16	1'44.618	30.444	13.622	31.364	29.188	290.3
17	1'56.130	26.020	13.147	47.869	29.094	292.6
18	1'36.687	25.900	13.093	29.342	28.352	295.0
19	1'34.244 P	25.834	13.129	30.624	24.657	292.6
20	1'43.031	30.295	13.836	29.895	29.005	290.3
21	1'37.656	26.127	13.147	29.774	28.608	292.6
22	1'37.481	26.119	13.167	29.503	28.692	294.2

Fastest Lap: Ai OGURA JPN Trackhouse MotoGP Team **1'35.944** 25.796 13.068 28.968 28.112

These data/results cannot be reproduced, stored and/or transmitted in whole or in part by any manner of electronic, mechanical, photocopying, recording, broadcasting or otherwise now known or herein after developed without the previous express consent by the copyright owner, except for reproduction in daily press and regular printed publications on sale to the public within 60 days of the event related to those data/results and always provided that copyright symbol appears together as follows below.

© MotoGP Sports Entertainment Group, 2026

Official MotoGP Timing by TISSOT

www.motogp.com

Jerez de la Frontera, Monday, April 27, 2026

Page 4 of 8



Session 2

MotoGP™

Lap	Lap Time	T1	T2	T3	T4	Speed
23	1'37.336	26.006	13.214	29.433	28.683	291.8
24	1'36.826 P	27.172	13.534	30.472	25.648	291.1
25	1'47.161	30.748	13.887	31.058	31.468	289.5
26	1'37.799	26.181	13.230	29.599	28.789	295.0
27	1'37.392	26.079	13.199	29.572	28.542	293.4
28	1'37.402	25.989	13.244	29.559	28.610	291.8
	PIT	27.689	13.679	31.166	25.827	291.8

Lap	Lap Time	T1	T2	T3	T4	Speed
45	1'37.676 P	26.358	14.173	31.091	26.054	286.4
46	1'55.682 P	46.487	13.864	30.549	24.782	287.2
47	1'39.177 P	29.951	13.562	30.181	25.483	290.3
48	1'39.070 P	29.533	13.572	30.501	25.464	289.5
49	1'53.262 P	44.199	13.883	30.317	24.863	285.7
	PIT	30.025	13.554	30.743	24.950	288.0

12th	11	Diogo MOREIRA	Pro Honda LCR	BRA		
Runs=14	Total laps=49	Full laps=27	Valid laps=27			
1	25'49.573	30.126	13.724	30.574	29.209	288.0
2	1'38.637	26.413	13.396	29.979	28.849	291.8
3	1'38.115	26.471	13.207	29.616	28.821	294.2
4	1'38.291	26.399	13.284	29.868	28.740	291.8
5	1'37.714	26.278	13.181	29.547	28.708	293.4
6	1'35.716 P	26.854	13.530	30.253	25.079	290.3
7	1'42.175	29.417	13.684	30.121	28.953	288.7
8	1'38.340	26.471	13.271	29.876	28.722	293.4
9	1'38.019	26.277	13.284	29.741	28.717	291.1
10	1'38.359	26.348	13.335	29.803	28.873	291.8
11	1'37.923	26.317	13.262	29.603	28.741	294.2
12	1'37.212 P	27.211	13.821	30.856	25.324	281.9
13	1'42.546	29.883	13.574	30.191	28.898	291.8
14	1'38.169	26.328	13.233	29.763	28.845	292.6
15	1'37.181	26.060	13.114	29.398	28.609	293.4
16	1'38.174	26.262	13.207	29.874	28.831	293.4
17	1'37.654	26.305	13.247	29.545	28.557	292.6
18	1'36.465 P	27.135	13.512	30.435	25.383	290.3
19	1'41.774	29.523	13.536	29.936	28.779	288.7
20	1'37.931	26.241	13.220	29.658	28.812	291.1
21	1'38.024	26.391	13.361	29.673	28.599	293.4
22	1'34.838 P	26.164	13.230	30.238	25.206	293.4
23	1'43.428	30.998	13.600	30.014	28.816	291.1
24	1'38.196	26.373	13.281	29.697	28.845	291.8
25	1'37.987	26.290	13.223	29.793	28.681	292.6
26	1'37.761	26.247	13.223	29.677	28.614	293.4
27	1'36.736 P	27.315	13.711	30.545	25.165	285.7
28	1'42.217	29.487	13.584	30.160	28.986	289.5
29	1'38.130	26.224	13.285	29.760	28.861	291.1
30	1'37.927	26.271	13.269	29.656	28.731	291.8
31	1'36.085 P	26.181	13.228	31.188	25.488	292.6
32	1'41.542	29.591	13.368	29.713	28.870	292.6
33	1'37.201	26.138	13.138	29.427	28.498	292.6
34	1'37.019	25.956	13.101	29.284	28.678	293.4
35	1'36.878	26.044	13.107	29.306	28.421	293.4
36	1'36.489 P	27.241	13.520	30.513	25.215	291.8
37	1'42.224	30.240	13.433	29.870	28.681	291.1
38	1'37.514	26.196	13.154	29.561	28.603	293.4
39	1'38.065	26.048	13.049	30.066	28.902	295.8
40	1'37.141	26.103	13.144	29.307	28.587	296.7
41	1'39.333 P	28.189	13.648	31.169	26.327	290.3
42	1'47.622	33.098	15.198	30.330	28.996	289.5
43	1'38.049	26.438	13.301	29.586	28.724	292.6
44	1'37.879	26.153	13.268	29.668	28.790	292.6

13th	10	Luca MARINI	Honda HRC Castrol	ITA		
Runs=9	Total laps=35	Full laps=18	Valid laps=18			
1	1:31'03.885	30.734	13.853	30.679	29.033	291.1
2	1'38.853	26.397	13.400	30.288	28.768	293.4
3	1'37.850	26.171	13.328	29.722	28.629	293.4
4	1'37.774	26.152	13.309	29.719	28.594	291.8
5	1'41.489 P	29.214	13.983	31.467	26.825	281.9
6	1'44.272	31.113	13.785	30.420	28.954	288.7
7	1'38.341	26.437	13.324	29.835	28.745	294.2
8	1'38.028	26.281	13.286	29.782	28.679	294.2
9	1'38.634 P	28.220	13.762	31.363	25.289	283.4
10	1'41.513	28.894	13.542	30.199	28.878	291.1
11	1'37.806	26.216	13.323	29.615	28.652	294.2
12	1'38.337 P	26.235	13.258	33.363	25.481	295.0
13	1'41.496	29.219	13.567	30.004	28.706	293.4
14	1'38.849	26.193	13.246	30.357	29.053	291.8
15	1'37.511	26.172	13.243	29.604	28.492	292.6
16	1'43.412 P	29.612	13.918	34.592	25.290	285.7
17	1'41.374	29.160	13.547	29.991	28.676	291.8
18	1'37.489	26.221	13.244	29.484	28.540	292.6
19	1'37.050	26.088	13.183	29.402	28.377	292.6
20	1'37.153	26.110	13.188	29.431	28.424	293.4
21	1'39.923 P	29.014	13.862	31.658	25.389	278.3
22	1'41.713	29.487	13.521	30.029	28.676	291.1
23	1'37.929	26.210	13.188	29.961	28.570	295.0
24	1'37.568	26.156	13.201	29.709	28.502	294.2
25	1'41.814 P	29.288	14.069	32.232	26.225	282.7
26	1'44.217	32.326	13.463	29.798	28.630	292.6
27	1'36.896	26.010	13.176	29.390	28.320	293.4
28	1'39.247 P	26.046	13.170	34.661	25.370	295.8
29	1'40.483	28.581	13.421	29.865	28.616	292.6
30	1'37.303	26.117	13.206	29.520	28.460	294.2
31	1'37.361	26.062	13.294	29.506	28.499	292.6
32	1'44.634 P	30.687	14.307	34.648	24.992	279.7
33	1'42.000	29.236	13.507	30.712	28.545	290.3
34	1'37.195	26.099	13.220	29.500	28.376	295.0
35	1'37.080	26.048	13.190	29.399	28.443	295.0

14th	33	Brad BINDER	Red Bull KTM Factory R	USA		
Runs=9	Total laps=44	Full laps=27	Valid laps=27			
1	1:27'22.157	32.743	14.157	32.287	29.381	284.9
2	1'38.052	26.286	13.392	29.530	28.844	291.8
3	1'41.240	29.580	13.241	29.607	28.812	294.2
4	1'37.417	26.208	13.184	29.375	28.650	293.4
5	1'41.028 P	28.439	14.427	31.575	26.587	277.6
6	1'47.682	32.040	15.529	30.497	29.616	286.4
7	1'38.423	26.314	13.386	29.814	28.909	292.6
8	1'37.976	26.275	13.334	29.517	28.850	291.1

Fastest Lap: Ai OGURA JPN Trackhouse MotoGP Team **1'35.944** 25.796 13.068 28.968 28.112

These data/results cannot be reproduced, stored and/or transmitted in whole or in part by any manner of electronic, mechanical, photocopying, recording, broadcasting or otherwise now known or herein after developed without the previous express consent by the copyright owner, except for reproduction in daily press and regular printed publications on sale to the public within 60 days of the event related to those data/results and always provided that copyright symbol appears together as follows below.

© MotoGP Sports Entertainment Group, 2026

Official MotoGP Timing by TISSOT

www.motogp.com

Jerez de la Frontera, Monday, April 27, 2026

Session 2

MotoGP™

Lap	Lap Time	T1	T2	T3	T4	Speed
9	1'37.765	26.158	13.280	29.537	28.790	294.2
10	1'38.474	26.321	13.322	29.816	29.015	292.6
11	1'41.443 P	28.539	15.067	32.239	25.598	244.8
12	1'47.658	31.914	13.754	32.810	29.180	289.5
13	1'38.646	26.250	13.322	29.933	29.141	295.0
14	1'38.805	26.136	13.367	30.057	29.245	291.1
15	1'42.196 P	26.297	13.305	33.916	28.678	294.2
16	1'46.163	32.597	13.830	30.453	29.283	291.8
17	1'37.449	26.144	13.228	29.472	28.605	293.4
18	1'37.332	26.014	13.175	29.437	28.706	294.2
19	1'47.149	29.259	14.013	34.219	29.658	282.7
20	1'37.451	26.186	13.235	29.379	28.651	294.2
21	1'38.931 P	28.302	14.014	30.186	26.429	284.2
22	1'47.702	31.670	13.660	31.619	30.753	291.8
23	1'38.001	26.296	13.285	29.615	28.805	294.2
24	1'38.216	26.486	13.295	29.626	28.809	295.0
25	1'37.885	26.180	13.294	29.590	28.821	293.4
26	1'43.989 P	30.419	13.856	33.333	26.381	290.3
27	1'45.064	31.539	13.680	30.579	29.266	292.6
28	1'38.255	26.340	13.345	29.605	28.965	291.8
29	1'38.250	26.357	13.317	29.617	28.959	295.0
30	1'37.755	26.109	13.333	29.484	28.829	293.4
31	1'42.414 P	30.731	13.837	31.305	26.541	291.1
32	1'47.253	32.873	13.670	30.346	30.364	292.6
33	1'38.398	26.360	13.352	29.801	28.885	293.4
34	1'38.142	26.353	13.350	29.606	28.833	292.6
35	1'39.529 P	29.083	13.540	30.684	26.222	292.6
36	1'46.274	30.614	15.165	31.055	29.440	287.2
37	1'37.157	26.013	13.130	29.421	28.593	295.8
38	1'42.542	26.260	13.227	31.698	31.357	293.4
39	1'37.420	26.027	13.225	29.511	28.657	293.4
40	1'40.607 P	29.279	14.273	30.229	26.826	284.2
41	1'45.334	31.155	13.694	30.297	30.188	291.8
42	1'38.210	26.150	13.393	29.743	28.924	292.6
43	1'36.980	25.884	13.194	29.278	28.624	294.2
44	1'37.111	25.903	13.223	29.302	28.683	293.4

15th	36	Joan MIR	Honda	HRC	Castrol	SPA
Runs=5	Total laps=24	Full laps=15	Valid laps=15			
1	2:14'27.657	32.045	13.877	30.599	29.022	288.0
2	1'37.676	26.253	13.277	29.526	28.620	292.6
3	1'37.103	26.065	13.186	29.310	28.542	291.8
4	1'37.195	26.061	13.247	29.309	28.578	291.1
5	1'43.591 P	30.024	15.176	31.996	26.395	216.8
6	1'48.611	35.120	13.842	30.608	29.041	288.7
7	1'40.505	26.339	13.312	31.921	28.933	294.2
8	1'38.715	26.314	13.336	30.149	28.916	291.1
9	1'37.812	26.262	13.258	29.605	28.687	291.8
10	1'38.077	26.226	13.314	29.716	28.821	290.3
11	1'46.175 P	31.662	14.259	32.714	27.540	276.9
12	1'49.582	33.070	13.820	33.252	29.440	286.4
13	1'38.861	26.710	13.422	29.839	28.890	293.4
14	1'38.045	26.254	13.308	29.672	28.811	292.6
15	1'38.199	26.342	13.345	29.690	28.822	295.0

Lap	Lap Time	T1	T2	T3	T4	Speed
16	1'43.731 P	29.992	14.139	32.352	27.248	281.9
17	1'48.857	31.688	13.718	30.440	33.011	288.7
18	1'38.797	26.693	13.520	29.747	28.837	290.3
19	1'38.349	26.334	13.369	29.793	28.853	291.8
20	1'37.606 P	26.310	13.344	30.526	27.426	295.8
21	1'44.940	31.911	13.640	30.272	29.117	288.7
22	1'37.489	26.110	13.217	29.485	28.677	291.8
23	1'36.988	25.945	13.231	29.366	28.446	291.8
24	1'37.069	26.064	13.244	29.265	28.496	294.2
	PIT	30.575	13.820	31.338	25.351	286.4

16th	43	Jack MILLER	Prima	Pramac	Yamaha	AUS
Runs=7	Total laps=32	Full laps=19	Valid laps=19			
1	7'59.794	30.617	13.968	30.453	29.295	286.4
2	1'38.482	26.330	13.498	29.699	28.955	287.2
3	1'38.328	26.258	13.392	29.775	28.903	288.7
4	1'38.349	26.278	13.398	29.591	29.082	289.5
5	1'42.743 P	29.224	14.256	32.377	26.886	279.7
6	1'44.163	31.057	13.775	30.052	29.279	288.7
7	1'38.195	26.329	13.399	29.619	28.848	292.6
8	1'40.580	26.283	13.431	30.334	30.532	292.6
9	1'38.249	26.200	13.494	29.619	28.936	292.6
10	1'38.218 P	27.515	13.992	31.488	25.223	284.9
11	1'46.960	32.620	13.936	30.878	29.526	286.4
12	1'37.940	26.195	13.366	29.494	28.885	290.3
13	1'43.194	28.809	14.076	30.727	29.582	284.2
14	1'37.770	26.126	13.343	29.480	28.821	288.0
15	1'38.601 P	27.909	13.949	31.546	25.197	281.9
16	1'46.515	31.981	13.880	30.684	29.970	287.2
17	1'39.019	26.298	13.453	30.278	28.990	288.7
18	1'37.933	26.178	13.420	29.490	28.845	288.7
19	1'38.048	26.187	13.409	29.587	28.865	288.0
20	1'39.775 P	28.604	13.953	31.429	25.789	285.7
21	1'53.117	32.147	13.827	32.919	34.224	286.4
22	1'37.840	26.257	13.342	29.510	28.731	288.7
23	1'44.731	30.035	13.940	31.005	29.751	283.4
24	1'37.585	26.037	13.266	29.562	28.720	291.1
25	1'40.725 P	26.443	14.440	34.024	25.818	244.3
26	1'46.004	31.331	14.203	31.285	29.185	257.7
27	1'37.826	26.144	13.332	29.472	28.878	288.0
28	1'38.280	26.177	13.348	29.419	29.336	288.7
29	1'38.013	26.070	13.335	29.515	29.093	288.0
30	1'46.844 P	31.366	14.580	33.534	27.364	274.1
31	1'47.420	33.376	13.965	30.737	29.342	284.9
32	1'37.008	25.870	13.252	29.258	28.628	290.3

17th	5	Johann ZARCO	Castrol	Honda	LCR	FRA
Runs=7	Total laps=30	Full laps=17	Valid laps=17			
1	1:43'36.558	29.591	13.815	30.815	29.300	289.5
2	1'38.558	26.329	13.235	29.935	29.059	292.6
3	1'37.791	26.192	13.294	29.594	28.711	292.6
4	1'37.299	26.103	13.193	29.527	28.476	295.0
5	1'39.810 P	27.742	13.881	32.704	25.483	284.9
6	1'45.489	30.951	14.323	30.933	29.282	276.2
7	1'38.139	26.318	13.256	29.734	28.831	293.4

Fastest Lap: Ai OGURA JPN Trackhouse MotoGP Team **1'35.944** 25.796 13.068 28.968 28.112

These data/results cannot be reproduced, stored and/or transmitted in whole or in part by any manner of electronic, mechanical, photocopying, recording, broadcasting or otherwise now known or herein after developed without the previous express consent by the copyright owner, except for reproduction in daily press and regular printed publications on sale to the public within 60 days of the event related to those data/results and always provided that copyright symbol appears together as follows below.

© MotoGP Sports Entertainment Group, 2026

Official MotoGP Timing by TISSOT

www.motogp.com

Jerez de la Frontera, Monday, April 27, 2026

Session 2

MotoGP™

Lap	Lap Time	T1	T2	T3	T4	Speed	Lap	Lap Time	T1	T2	T3	T4	Speed
8	1'50.137	26.485	13.403	41.193	29.056	292.6	28	1'38.112	26.189	13.299	29.733	28.891	291.8
9	1'34.950 P	26.103	13.273	29.436	26.138	293.4	29	1'51.565 P	33.339	15.164	33.616	29.446	257.7
10	1'43.678	31.918	13.362	29.772	28.626	292.6	30	1'49.234	34.881	14.145	30.702	29.506	286.4
11	1'37.278	26.221	13.161	29.397	28.499	295.0	31	1'38.658	26.629	13.349	29.680	29.000	291.8
12	1'40.899	26.001	13.163	31.836	29.899	291.8	32	1'37.996	26.159	13.248	29.644	28.945	295.0
13	1'41.932	26.257	13.381	32.494	29.800	295.0	33	1'37.921	26.213	13.311	29.603	28.794	291.1
14	1'35.285 P	26.408	13.444	30.432	25.001	294.2	34	1'37.744	26.182	13.254	29.545	28.763	292.6
15	1'42.833	29.476	13.718	30.767	28.872	286.4	35	1'46.881 P	30.119	14.371	33.637	28.754	272.7
16	1'37.783	26.177	13.267	29.600	28.739	291.8	36	1'46.122	33.208	13.752	30.080	29.082	288.7
17	1'37.445	26.071	13.196	29.546	28.632	295.0	37	1'37.589	26.092	13.240	29.538	28.719	291.8
18	1'37.442	26.080	13.254	29.499	28.609	292.6	38	1'37.755	26.080	13.229	29.656	28.790	292.6
19	1'48.556 P	35.309	14.527	32.498	26.222	271.3	39	1'37.320	26.097	13.245	29.415	28.563	291.8
20	1'47.010	32.035	14.276	30.947	29.752	279.7	40	1'37.349	26.069	13.244	29.357	28.679	291.8
21	1'39.397	26.691	13.535	29.995	29.176	290.3	41	1'44.866 P	30.072	14.819	33.120	26.855	252.9
22	1'37.950	26.226	13.361	29.661	28.702	293.4	42	1'43.701	31.073	13.573	29.968	29.087	290.3
23	1'48.651 P	35.189	14.578	32.680	26.204	280.5	43	1'37.450	26.177	13.242	29.451	28.580	291.8
24	1'45.911	30.282	15.564	31.111	28.954	284.2	44	1'37.071	25.968	13.140	29.287	28.676	293.4
25	1'37.010	25.959	13.153	29.363	28.535	293.4	45	1'44.134	28.557	14.683	31.157	29.737	258.3
26	1'38.533	26.215	13.390	29.973	28.955	292.6	46	1'37.480	26.138	13.201	29.393	28.748	293.4
27	1'34.047 P	26.149	13.204	29.589	25.105	295.8	47	1'37.118	25.941	13.175	29.364	28.638	294.2
28	1'44.974	31.308	14.472	30.396	28.798	279.7							
29	1'37.266	26.067	13.196	29.414	28.589	293.4							
30	1'37.522	26.169	13.205	29.507	28.641	295.8							
	PIT	37.464	14.725	33.410	27.346	272.7							

18th	21	Franco MORBIDELLI	Pertamina Enduro VR4	ITA		
		Runs=8	Total laps=47	Full laps=32 Valid laps=32		
1	26'53.883	32.852	14.240	31.565	30.020	286.4
2	1'40.110	27.023	13.378	30.263	29.446	291.8
3	1'38.882	26.633	13.362	29.836	29.051	293.4
4	1'39.601	26.509	13.337	30.358	29.397	291.8
5	1'38.383	26.317	13.274	29.856	28.936	295.0
6	1'37.654 P	28.172	13.896	30.681	24.905	282.7
7	1'47.988	32.943	14.294	31.144	29.607	282.7
8	1'38.857	26.621	13.451	29.868	28.917	290.3
9	1'38.239	26.317	13.483	29.626	28.813	290.3
10	1'37.949	26.221	13.259	29.567	28.902	292.6
11	1'37.818	26.290	13.291	29.560	28.677	291.8
12	1'48.650 P	32.797	15.064	33.049	27.740	244.8
13	1'46.330	32.371	13.925	30.577	29.457	290.3
14	1'38.897	26.571	13.427	29.871	29.028	290.3
15	1'38.836	26.451	13.475	29.872	29.038	291.8
16	1'38.488	26.315	13.332	29.793	29.048	291.1
17	1'38.468	26.262	13.354	29.860	28.992	289.5
18	1'40.486 P	29.003	14.956	31.074	25.453	266.0
19	1'51.450	37.093	14.389	30.673	29.295	279.7
20	1'38.777	26.475	13.315	29.973	29.014	291.8
21	1'38.343	26.205	13.226	29.866	29.046	292.6
22	1'37.982	26.226	13.297	29.588	28.871	291.1
23	1'37.783	26.085	13.296	29.587	28.815	292.6
24	1'49.550 P	32.034	15.586	33.638	28.292	244.8
25	1'47.694	33.508	14.099	30.589	29.498	288.7
26	1'38.886	26.687	13.406	29.746	29.047	292.6
27	1'38.525	26.374	13.277	29.836	29.038	292.6

19th	26	Daniel PEDROSA	Red Bull KTM Factory R	SPA		
		Runs=6	Total laps=25	Full laps=14 Valid laps=14		
1	1:06'27.932	32.847	14.859	31.960	29.974	248.8
2	1'40.457	27.194	13.569	30.482	29.212	294.2
3	1'38.741	26.623	13.388	29.830	28.900	295.0
4	1'38.100	26.294	13.344	29.560	28.902	295.0
5	1'37.898	26.238	13.351	29.509	28.800	295.8
6	1'37.985 P	27.469	13.759	31.015	25.742	281.2
7	1'46.424	32.032	13.873	30.840	29.679	290.3
8	1'39.437	26.656	13.548	30.092	29.141	291.1
9	1'38.149	26.293	13.354	29.593	28.909	295.0
10	1'38.156	26.234	13.270	29.654	28.998	295.8
11	1'39.737 P	28.823	14.014	31.438	25.462	274.1
12	1'44.266	30.519	13.822	30.459	29.466	291.8
13	1'38.755	26.443	13.386	29.946	28.980	295.8
14	1'38.856	26.474	13.367	30.047	28.968	294.2
15	1'38.400	26.309	13.301	29.861	28.929	295.8
16	1'34.228 P	26.470	13.319	29.709	24.730	297.5
17	1'47.739	31.669	14.009	30.886	31.175	289.5
18	1'38.493	26.450	13.306	29.812	28.925	297.5
19	1'37.080 P	28.973	13.464	29.947	24.696	295.8
20	1'44.934	31.002	13.728	30.555	29.649	292.6
21	1'38.224	26.332	13.334	29.730	28.828	294.2
22	1'37.483	26.065	13.187	29.435	28.796	296.7
23	1'47.132 P	31.037	15.269	33.503	27.323	249.4
24	1'46.083	31.677	13.975	30.753	29.678	289.5
25	1'39.085	26.642	13.432	29.838	29.173	294.2
	unfinished	26.417	13.281	29.462		295.0

20th	7	Toprak RAZGATLIOGL	Prima Pramac Yamaha	TUR		
		Runs=9	Total laps=42	Full laps=25 Valid laps=25		
1	54'04.788	31.831	14.239	32.079	31.951	280.5
2	1'41.762	26.517	13.370	32.643	29.232	291.1
3	1'40.327	26.382	13.416	29.632	30.897	287.2

Fastest Lap: Ai OGURA JPN Trackhouse MotoGP Team **1'35.944** 25.796 13.068 28.968 28.112

These data/results cannot be reproduced, stored and/or transmitted in whole or in part by any manner of electronic, mechanical, photocopying, recording, broadcasting or otherwise now known or herein after developed without the previous express consent by the copyright owner, except for reproduction in daily press and regular printed publications on sale to the public within 60 days of the event related to those data/results and always provided that copyright symbol appears together as follows below.

© MotoGP Sports Entertainment Group, 2026

Official MotoGP Timing by TISSOT

www.motogp.com

Jerez de la Frontera, Monday, April 27, 2026

Page 7 of 8



Session 2

MotoGP™

Lap	Lap Time	T1	T2	T3	T4	Speed
4	1'42.217	28.745	13.709	30.488	29.275	286.4
5	1'38.128	26.283	13.375	29.631	28.839	288.7
6	1'37.444 P	27.070	13.812	31.065	25.497	285.7
7	1'45.818	31.603	14.070	30.639	29.506	282.7
8	1'42.070	26.422	13.436	32.811	29.401	288.0
9	1'40.431	26.358	13.390	29.898	30.785	289.5
10	1'43.115	28.262	15.171	30.544	29.138	228.3
11	1'38.076	26.268	13.419	29.611	28.778	288.7
12	1'38.114 P	27.527	13.802	31.484	25.301	286.4
13	1'44.664	29.990	14.124	31.045	29.505	282.7
14	1'39.492	26.610	13.409	30.188	29.285	288.7
15	1'35.209 P	26.339	13.432	29.654	25.784	288.0
16	1'47.466	31.516	13.683	32.608	29.659	287.2
17	1'39.869	26.602	13.443	29.886	29.938	290.3
18	1'39.131	26.632	13.436	29.842	29.221	289.5
19	1'38.969	26.522	13.476	29.875	29.096	288.7
20	1'35.586 P	26.481	13.448	29.849	25.808	288.7
21	1'53.559	33.857	14.103	33.554	32.045	281.9
22	1'37.526	26.177	13.243	29.479	28.627	290.3
23	1'37.543	26.103	13.340	29.464	28.636	291.1
24	1'37.711	26.138	13.361	29.477	28.735	288.0
25	1'36.044 P	27.524	13.408	30.150	24.962	290.3
26	1'46.935	31.864	13.886	31.729	29.456	284.9
27	1'38.237	26.297	13.367	29.723	28.850	289.5
28	1'37.896	26.185	13.345	29.591	28.775	288.7
29	1'40.074	27.335	13.554	29.945	29.240	289.5
30	1'39.847 P	28.130	13.581	32.492	25.644	287.2
31	1'46.939	30.444	13.960	30.924	31.611	287.2
32	1'40.368	27.304	13.719	30.112	29.233	287.2
33	1'37.920	26.227	13.376	29.522	28.795	288.0
34	1'40.471	28.409	13.443	29.808	28.811	291.1
35	1'39.934 P	29.273	14.177	31.554	24.930	276.9
36	1'46.956	33.077	13.889	30.498	29.492	287.2
37	1'42.871	27.538	13.775	32.078	29.480	284.9
38	1'37.490	26.128	13.316	29.353	28.693	289.5
39	1'38.830 P	26.206	13.325	33.279	26.020	291.1
40	1'52.915	36.048	15.341	31.935	29.591	228.3
41	1'39.412	26.508	13.430	30.058	29.416	287.2
42	1'38.088	26.189	13.392	29.616	28.891	288.7
	PIT	29.288	13.978	31.730	25.556	284.2

21st 42		Alex RINS		Monster Energy Yamaha SPA		
		Runs=4	Total laps=16	Full laps=9	Valid laps=9	
1	1:33'32.769	31.399	13.833	31.126	33.046	288.0
2	1'39.003	26.655	13.373	29.957	29.018	291.1
3	1'37.826	26.246	13.250	29.659	28.671	290.3
4	1'42.330 P	28.884	15.781	31.702	25.963	192.5
5	1'46.640	31.820	13.940	31.251	29.629	288.7
6	1'38.812	26.544	13.353	29.956	28.959	292.6
7	1'38.462	26.370	13.339	29.851	28.902	289.5
8	1'38.649	26.376	13.395	29.918	28.960	291.1
9	1'43.773 P	30.638	14.459	32.296	26.380	283.4
10	1'44.325	30.213	13.728	30.995	29.389	290.3
11	1'37.798	26.268	13.253	29.624	28.653	291.8

Lap	Lap Time	T1	T2	T3	T4	Speed
12	1'37.625	26.217	13.193	29.575	28.640	291.8
13	1'42.538 P	30.312	14.129	32.015	26.082	287.2
14	1'45.994	31.334	13.935	31.134	29.591	287.2
15	1'37.880	26.324	13.197	29.611	28.748	292.6
16	1'37.541	26.101	13.196	29.631	28.613	292.6
	PIT	29.711	15.904	31.567	26.304	194.2

22nd 32		Lorenzo SAVADORI		Aprilia Racing		ITA
		Runs=6	Total laps=33	Full laps=24	Valid laps=24	
1	2:01'56.641	35.726	13.963	31.458	29.635	288.7
2	1'39.722	26.973	13.454	30.240	29.055	291.1
3	1'43.996	26.832	13.648	33.676	29.840	285.7
4	1'40.941	26.487	13.353	31.730	29.371	289.5
5	1'38.086	26.317	13.252	29.730	28.787	292.6
6	1'42.752	27.615	13.707	31.547	29.883	287.2
7	1'42.739 P	29.079	13.971	32.653	27.036	290.3
8	1'51.370	35.580	14.315	31.477	29.998	290.3
9	1'39.710	26.865	13.396	30.318	29.131	294.2
10	1'38.838	26.547	13.319	29.980	28.992	292.6
11	1'38.700	26.449	13.342	29.969	28.940	291.1
12	1'38.731	26.491	13.413	29.856	28.971	291.1
13	1'38.635	26.489	13.383	29.845	28.918	290.3
14	1'38.950	26.630	13.362	30.008	28.950	291.8
15	1'39.612	26.478	13.345	30.579	29.210	291.8
16	1'38.908	26.499	13.371	30.035	29.003	291.1
17	1'47.077 P	32.196	15.312	33.377	26.192	288.7
18	2'05.815	51.637	13.770	31.167	29.241	290.3
19	1'39.309	26.813	13.544	30.060	28.892	289.5
20	1'37.737	26.324	13.134	29.583	28.696	294.2
21	1'39.225	26.798	13.324	29.967	29.136	291.1
22	1'39.053	26.545	13.343	30.094	29.071	291.1
23	1'39.162	26.727	13.360	30.042	29.033	291.1
24	1'38.941	26.500	13.332	30.087	29.022	291.1
25	1'39.194	26.605	13.350	30.146	29.093	293.4
26	1'39.405	26.684	13.396	30.155	29.170	291.8
27	1'44.455 P	31.009	14.664	32.736	26.046	286.4
28	2'03.631	47.090	14.199	31.882	30.460	287.2
29	1'40.519	26.901	13.498	30.634	29.486	290.3
30	1'40.168	27.168	13.495	30.335	29.170	290.3
31	1'38.883	26.643	13.413	29.914	28.913	291.8
32	1'45.683 P	32.008	14.290	33.380	26.005	287.2
33	2'06.837 P	46.772	14.462	37.837	27.766	284.9
	PIT	50.442	14.540	34.334	26.718	284.2

Fastest Lap: Ai OGURA JPN Trackhouse MotoGP Team **1'35.944** 25.796 13.068 28.968 28.112

These data/results cannot be reproduced, stored and/or transmitted in whole or in part by any manner of electronic, mechanical, photocopying, recording, broadcasting or otherwise now known or herein after developed without the previous express consent by the copyright owner, except for reproduction in daily press and regular printed publications on sale to the public within 60 days of the event related to those data/results and always provided that copyright symbol appears together as follows below.

© MotoGP Sports Entertainment Group, 2026

Official MotoGP Timing by TISSOT

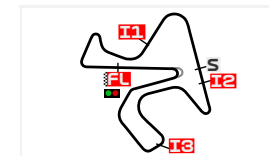
www.motogp.com

Jerez de la Frontera, Monday, April 27, 2026

BEST PARTIAL TIMES

JEREZ TEST

SESSION 2



Circuito de Jerez - Ángel Nieto 4423 m.

IT Ideal Lap Time, sum of the best partial times

BT Best Lap Time

		<i>T1</i>		<i>T2</i>		<i>T3</i>		<i>T4</i>					
<i>Pos</i>	<i>Rider</i>	<i>Time</i>	<i>Rider</i>	<i>Time</i>	<i>Rider</i>	<i>Time</i>	<i>Rider</i>	<i>Time</i>	<i>Pos</i>	<i>Rider</i>	<i>IT</i>	<i>BT</i>	
1	R.FERNANDEZ	25.592	M.BEZZECCHI	13.012	R.FERNANDEZ	28.944	A.OGURA	28.112	1	R.FERNANDEZ	1'35.734	1'35.949	(2)
2	P.ACOSTA	25.625	D.MOREIRA	13.049	A.OGURA	28.968	R.FERNANDEZ	28.147	2	A.OGURA	1'35.941	1'35.944	(1)
3	M.MARQUEZ	25.674	P.ACOSTA	13.049	M.MARQUEZ	29.009	A.MARQUEZ	28.241	3	P.ACOSTA	1'36.092	1'36.299	(5)
4	F.QUARTARAR	25.717	R.FERNANDEZ	13.051	P.ACOSTA	29.089	M.BEZZECCHI	28.264	4	M.MARQUEZ	1'36.093	1'36.277	(4)
5	A.MARQUEZ	25.727	A.MARQUEZ	13.055	M.BEZZECCHI	29.130	L.MARINI	28.320	5	M.BEZZECCHI	1'36.207	1'36.272	(3)
6	J.MARTIN	25.759	A.OGURA	13.068	F.QUARTARAR	29.133	M.MARQUEZ	28.326	6	F.QUARTARARO	1'36.298	1'36.439	(7)
7	F.DI GIANNANT	25.763	F.BAGNAIA	13.083	F.DI GIANNANT	29.223	P.ACOSTA	28.329	7	A.MARQUEZ	1'36.301	1'36.409	(6)
8	A.OGURA	25.793	M.MARQUEZ	13.084	J.MILLER	29.258	E.BASTIANINI	28.352	8	F.DI GIANNANTONI	1'36.459	1'36.477	(8)
9	M.BEZZECCHI	25.801	F.QUARTARARO	13.092	J.MIR	29.265	F.QUARTARARO	28.356	9	J.MARTIN	1'36.574	1'36.683	(10)
10	E.BASTIANINI	25.834	E.BASTIANINI	13.093	B.BINDER	29.278	F.DI GIANNANT	28.379	10	E.BASTIANINI	1'36.621	1'36.687	(11)
11	F.BAGNAIA	25.835	F.DI GIANNANT	13.094	A.MARQUEZ	29.278	J.MARTIN	28.413	11	F.BAGNAIA	1'36.632	1'36.671	(9)
12	J.MILLER	25.870	J.MARTIN	13.117	D.MOREIRA	29.284	D.MOREIRA	28.421	12	D.MOREIRA	1'36.710	1'36.878	(12)
13	B.BINDER	25.884	B.BINDER	13.130	J.MARTIN	29.285	F.BAGNAIA	28.424	13	J.MIR	1'36.842	1'36.988	(15)
14	F.MORBIDELLI	25.941	L.SAVADORI	13.134	F.MORBIDELLI	29.287	J.MIR	28.446	14	B.BINDER	1'36.885	1'36.980	(14)
15	J.MIR	25.945	F.MORBIDELLI	13.140	F.BAGNAIA	29.290	J.ZARCO	28.476	15	L.MARINI	1'36.890	1'36.896	(13)
16	D.MOREIRA	25.956	J.ZARCO	13.153	E.BASTIANINI	29.342	F.MORBIDELLI	28.563	16	F.MORBIDELLI	1'36.931	1'37.071	(18)
17	J.ZARCO	25.959	L.MARINI	13.170	T.RAZGATLIOG	29.353	B.BINDER	28.593	17	J.ZARCO	1'36.951	1'37.010	(17)
18	L.MARINI	26.010	J.MIR	13.186	J.ZARCO	29.363	A.RINS	28.613	18	J.MILLER	1'37.008	1'37.008	(16)
19	D.PEDROSA	26.065	D.PEDROSA	13.187	L.MARINI	29.390	T.RAZGATLIOG	28.627	19	T.RAZGATLIOGLU	1'37.326	1'37.490	(20)
20	A.RINS	26.101	A.RINS	13.193	D.PEDROSA	29.435	J.MILLER	28.628	20	A.RINS	1'37.482	1'37.541	(21)
21	T.RAZGATLIOG	26.103	T.RAZGATLIOG	13.243	A.RINS	29.575	L.SAVADORI	28.696	21	D.PEDROSA	1'37.483	1'37.483	(19)
22	L.SAVADORI	26.317	J.MILLER	13.252	L.SAVADORI	29.583	D.PEDROSA	28.796	22	L.SAVADORI	1'37.730	1'37.737	(22)

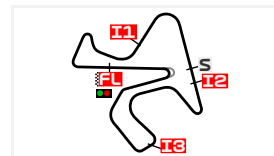
These data/results cannot be reproduced, stored and/or transmitted in whole or in part by any manner of electronic, mechanical, photocopying, recording, broadcasting or otherwise now known or herein after developed without the previous express consent by the copyright owner, except for reproduction in daily press and regular printed publications on sale to the public within 60 days of the event related to those data/results and always provided that copyright symbol appears together as follows below.

© MotoGP Sports Entertainment Group, 2026

FASTEST LAPS SEQUENCE

JEREZ TEST

SESSION 2



Circuito de Jerez - Ángel Nieto 4423 m.

Practice Time	#	Rider	Nation	Motorcycle	Time	Km/h	Rider's Lap
9'38.276	43	Jack MILLER	AUS	YAMAHA	1'38.482	161.6	2
11'16.604	43	Jack MILLER	AUS	YAMAHA	1'38.328	161.9	3
19'01.250	20	Fabio QUARTARARO	FRA	YAMAHA	1'38.127	162.2	5
29'06.325	11	Diogo MOREIRA	BRA	HONDA	1'38.115	162.2	3
32'22.330	11	Diogo MOREIRA	BRA	HONDA	1'37.714	162.9	5
50'49.859	89	Jorge MARTIN	SPA	APRILIA	1'37.707	162.9	2
52'27.079	89	Jorge MARTIN	SPA	APRILIA	1'37.220	163.7	3
54'04.197	89	Jorge MARTIN	SPA	APRILIA	1'37.118	163.9	4
1:15'32.449	73	Alex MARQUEZ	SPA	DUCATI	1'37.028	164.1	4
1:36'55.306	20	Fabio QUARTARARO	FRA	YAMAHA	1'36.800	164.4	22
1:41'21.063	49	Fabio DI GIANNANTONI	ITA	DUCATI	1'36.745	164.5	3
2:06'19.359	25	Raul FERNANDEZ	SPA	APRILIA	1'36.741	164.5	11
2:07'55.675	25	Raul FERNANDEZ	SPA	APRILIA	1'36.316	165.3	12
3:00'02.728	37	Pedro ACOSTA	SPA	KTM	1'36.299	165.3	23
3:01'56.133	93	Marc MARQUEZ	SPA	DUCATI	1'36.277	165.3	28
3:07'58.338	25	Raul FERNANDEZ	SPA	APRILIA	1'36.232	165.4	25
3:09'34.566	25	Raul FERNANDEZ	SPA	APRILIA	1'36.228	165.4	26
3:38'00.670	25	Raul FERNANDEZ	SPA	APRILIA	1'35.949	165.9	33
4:35'23.113	79	Ai OGURA	JPN	APRILIA	1'35.944	165.9	36

These data/results cannot be reproduced, stored and/or transmitted in whole or in part by any manner of electronic, mechanical, photocopying, recording, broadcasting or otherwise now known or herein after developed without the previous express consent by the copyright owner, except for reproduction in daily press and regular printed publications on sale to the public within 60 days of the event related to those data/results and always provided that copyright symbol appears together as follows below.

© MotoGP Sports Entertainment Group, 2026

Official MotoGP Timing by

www.motogp.com

Jerez de la Frontera, Monday, April 27, 2026