

# ETC

## FIM JuniorGP 2024 - MOTORLAND ARAGC

### Race 2 (13 Laps, 66,0 km.)

## Classification

No	Rider	Nat	Team	Bike	Tires	Cl.	Laps	Total Time	Gap	Kph	Best Lap		
											Lap	Time	Kph
1	71 CARLOS CANO	ESP	SeventyTwo Artbox Racing Team	HONDA	Pirelli		13	26:53.522	-	147.3	4	2:03.078	148.5
2	11 DAVID GONZÁLEZ	ESP	AC RACING TEAM	HONDA	Pirelli		13	26:53.697	+0.175	147.2	4	2:03.119	148.5
3	97 MARCO MORELLI	ARG	MLav Racing	HONDA	Pirelli		13	26:53.757	+0.235	147.2	4	2:03.102	148.5
4	27 KERMAN TINEZ	VEN	MIR RACING FINETWORK TEAM	HONDA	Pirelli		13	26:54.007	+0.485	147.2	7	2:03.076	148.5
5	7 BEÑAT FERNÁNDEZ	ESP	Frando Racing VHC Team	HONDA	Pirelli		13	26:55.978	+2.456	147.0	6	2:02.994	148.6
6	31 GIULIO PUGLIESE	ITA	CFMOTO Aspar Junior Team	HONDA	Pirelli		13	26:58.548	+5.026	146.8	6	2:02.896	148.7
7	73 VALENTÍN PERRONE	ARG	Frando Racing VHC Team	HONDA	Pirelli		13	26:58.715	+5.193	146.8	4	2:02.840	148.8
8	70 KRISTIAN DANIEL JR	USA	AGR TEAM	HONDA	Pirelli		13	26:58.806	+5.284	146.8	4	2:03.328	148.2
9	33 ENZO BELLON	FRA	Team Estrella Galicia 0,0	HONDA	Pirelli		13	26:58.860	+5.338	146.8	6	2:03.158	148.4
10	22 JESÚS TORRES	ESP	Team Estrella Galicia 0,0	HONDA	Pirelli		13	27:06.548	+13.026	146.1	4	2:03.443	148.1
11	37 MARIANOS NIKOLIS	AUS	Team Estrella Galicia 0,0	HONDA	Pirelli		13	27:07.219	+13.697	146.0	5	2:03.138	148.4
12	4 GABRIEL TESINI	ITA	AC RACING TEAM	HONDA	Pirelli		13	27:11.697	+18.175	145.6	3	2:03.781	147.7
13	47 YAROSLAV KARPUSHIN	KGZ	Frando Racing VHC Team	HONDA	Pirelli		13	27:11.743	+18.221	145.6	4	2:04.038	147.4
14	14 EDU GUTIÉRREZ	ESP	CFMOTO Aspar Junior Team	HONDA	Pirelli		13	27:11.751	+18.229	145.6	3	2:04.094	147.3
15	55 MIKEY LOU	USA	MIR RACING FINETWORK TEAM	HONDA	Pirelli		13	27:11.815	+18.293	145.6	4	2:04.490	146.8
16	23 IGNACIO GALÁN	ESP	Team Impala Honda	HONDA	Pirelli		13	27:11.912	+18.390	145.6	8	2:04.536	146.8
17	88 NIKOLA MIROSLAVOV	BUL	ilusion racing	HONDA	Pirelli		13	27:11.992	+18.470	145.6	4	2:04.515	146.8
18	81 MATTEO GABARRINI	ITA	TEAM ECHOVIT PASINI RACING	HONDA	Pirelli		13	27:12.238	+18.716	145.6	4	2:03.955	147.5
19	20 FYNN KRATOCHWIL	DEU	LIQUI MOLY HUSQVARNA INTACT GP II JUNIOR TEAM	HONDA	Pirelli		13	27:12.423	+18.901	145.6	4	2:04.314	147.0
20	90 LUCA AGOSTINELLI	VNM	TEAM ECHOVIT PASINI RACING	HONDA	Pirelli		13	27:20.853	+27.331	144.8	7	2:04.145	147.2
21	41 YVONNE CERPA	ESP	ilusion racing	HONDA	Pirelli		13	27:23.055	+29.533	144.6	4	2:04.745	146.5
22	30 MATTHIAS ROSTAGNI	FRA	BRS - Brechon Racing School	HONDA	Pirelli		13	27:23.351	+29.829	144.6	7	2:04.189	147.2
23	10 AFONSO ALMEIDA	PRT	AGR TEAM	HONDA	Pirelli		13	27:26.135	+32.613	144.3	4	2:04.766	146.5
24	6 BENJAMIN CAILLET	FRA	JEG TAKE OFF GP	HONDA	Pirelli		13	27:37.930	+44.408	143.3	8	2:05.664	145.4
25	36 EVAN BOXBERGER	FRA	JEG TAKE OFF GP	HONDA	Pirelli		13	27:41.979	+48.457	143.0	10	2:06.745	144.2
26	99 RÉMY SANJUAN	FRA	MécaProjets Team ADO	HONDA	Pirelli		13	27:42.063	+48.541	143.0	6	2:06.468	144.5
27	28 ALEJANDRA FERNÁNDEZ	ESP	AC RACING TEAM	HONDA	Pirelli		13	27:42.587	+49.065	142.9	2	2:06.455	144.5
28	69 FERNANDO BUJOSA	ESP	Team Estrella Galicia 0,0	HONDA	Pirelli		13	27:52.523	+59.001	142.1	4	2:04.274	147.1

### Not classified

26	PAU ALSINA	ESP	Team Estrella Galicia 0,0	HONDA	Pirelli								
29	RANDY TRUCHOT	FRA	MECAPROJETS TEAM ADO	HONDA	Pirelli								


### Pole Position:

Fastest Lap:	Lap4	VALENTÍN PERRONE	2:02.840	148.8 Kph
--------------	------	------------------	----------	-----------

Published at: .....

Track Status: **DRY**

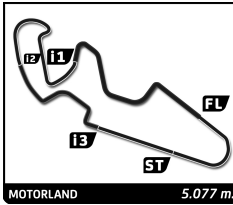
<b>Clerk of the Course:</b> Jose Luis Omella	<b>Timekeeper:</b> Alberto Estébanez	
---	---	--



## ETC FIM JuniorGP 2024 - MOTORLAND ARAGON Race 2

### Best Sector Times

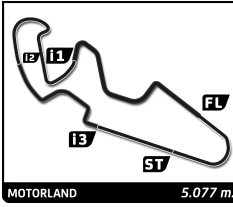
Sector 1			Sector 2			Sector 3			Sector 4			Pos	No	Ideal Lap	Best Lap	
Pos	No	Rider	Time	No	Rider	Time	No	Rider	Time	No	Rider					Time
1	73	V.PERRONE	34.348	27	K.TINEZ	33.980	97	M.MORELLI	22.375	71	C.CANO	31.422	1	71	2:02.515	2:03.078 (5)
2	33	E.BELLON	34.373	7	B.FERNÁNDEZ	34.113	73	V.PERRONE	22.458	31	G.PUGLIESE	31.514	2	73	2:02.602	2:02.840 (1)
3	97	M.MORELLI	34.387	97	M.MORELLI	34.128	71	C.CANO	22.458	4	G.TESINI	31.524	3	7	2:02.681	2:02.994 (3)
4	71	C.CANO	34.402	11	D.GONZÁLEZ	34.134	31	G.PUGLIESE	22.461	73	V.PERRONE	31.532	4	97	2:02.702	2:03.102 (6)
5	37	M.NIKOLIS	34.404	70	K.DANIEL JR	34.138	70	K.DANIEL JR	22.495	37	M.NIKOLIS	31.545	5	11	2:02.722	2:03.119 (7)
6	11	D.GONZÁLEZ	34.407	31	G.PUGLIESE	34.171	7	B.FERNÁNDEZ	22.520	11	D.GONZÁLEZ	31.611	6	31	2:02.731	2:02.896 (2)
7	7	B.FERNÁNDEZ	34.417	37	M.NIKOLIS	34.181	22	J.TORRES	22.524	33	E.BELLON	31.616	7	27	2:02.744	2:03.076 (4)
8	27	K.TINEZ	34.515	22	J.TORRES	34.194	33	E.BELLON	22.541	88	N.MIROSLAVOV	31.619	8	33	2:02.747	2:03.158 (9)
9	22	J.TORRES	34.562	33	E.BELLON	34.217	27	K.TINEZ	22.561	14	E.GUTIÉRREZ	31.622	9	37	2:02.812	2:03.138 (8)
10	31	G.PUGLIESE	34.585	71	C.CANO	34.233	11	D.GONZÁLEZ	22.570	7	B.FERNÁNDEZ	31.631	10	22	2:02.978	2:03.443 (11)
11	14	E.GUTIÉRREZ	34.597	73	V.PERRONE	34.264	37	M.NIKOLIS	22.682	81	M.GABARRINI	31.688	11	70	2:02.986	2:03.328 (10)
12	90	L.AGOSTINELLI	34.618	69	F.BUJOSA	34.301	69	F.BUJOSA	22.801	27	K.TINEZ	31.688	12	4	2:03.439	2:03.781 (12)
13	30	M.ROSTAGNI	34.630	14	E.GUTIÉRREZ	34.371	20	F.KRATOCHWIL	22.830	47	Y.KARPUSHIN	31.692	13	14	2:03.450	2:04.094 (15)
14	70	K.DANIEL JR	34.633	90	L.AGOSTINELLI	34.410	47	Y.KARPUSHIN	22.845	22	J.TORRES	31.698	14	90	2:03.624	2:04.145 (16)
15	4	G.TESINI	34.651	4	G.TESINI	34.417	4	G.TESINI	22.847	55	M.LOU	31.705	15	30	2:03.757	2:04.189 (17)
16	69	F.BUJOSA	34.673	30	M.ROSTAGNI	34.429	14	E.GUTIÉRREZ	22.860	90	L.AGOSTINELLI	31.720	16	55	2:03.831	2:04.490 (20)
17	55	M.LOU	34.780	47	Y.KARPUSHIN	34.450	90	L.AGOSTINELLI	22.876	70	K.DANIEL JR	31.720	17	47	2:03.844	2:04.038 (14)
18	47	Y.KARPUSHIN	34.857	55	M.LOU	34.455	55	M.LOU	22.891	23	I.GALÁN	31.730	18	81	2:03.931	2:03.955 (13)
19	81	M.GABARRINI	34.860	20	F.KRATOCHWIL	34.456	30	M.ROSTAGNI	22.893	20	F.KRATOCHWIL	31.750	19	69	2:03.962	2:04.274 (18)
20	23	I.GALÁN	34.887	81	M.GABARRINI	34.479	81	M.GABARRINI	22.904	30	M.ROSTAGNI	31.805	20	20	2:03.973	2:04.314 (19)
21	88	N.MIROSLAVOV	34.934	23	I.GALÁN	34.493	10	A.ALMEIDA	22.906	97	M.MORELLI	31.812	21	88	2:04.016	2:04.515 (21)
22	20	F.KRATOCHWIL	34.937	88	N.MIROSLAVOV	34.546	88	N.MIROSLAVOV	22.917	41	Y.CERPA	31.840	22	23	2:04.124	2:04.536 (22)
23	41	Y.CERPA	35.059	41	Y.CERPA	34.611	41	Y.CERPA	22.972	10	A.ALMEIDA	32.044	23	41	2:04.482	2:04.745 (23)
24	10	A.ALMEIDA	35.103	10	A.ALMEIDA	34.706	23	I.GALÁN	23.014	69	F.BUJOSA	32.187	24	10	2:04.759	2:04.766 (24)
25	6	B.CAILLET	35.252	6	B.CAILLET	34.888	6	B.CAILLET	23.034	6	B.CAILLET	32.291	25	6	2:05.465	2:05.664 (25)
26	99	R.SANJUAN	35.385	99	R.SANJUAN	34.935	99	R.SANJUAN	23.063	28	A.FERNÁNDEZ	32.449	26	99	2:05.912	2:06.468 (27)
27	28	A.FERNÁNDEZ	35.409	36	E.BOXBERGER	34.984	28	A.FERNÁNDEZ	23.123	99	R.SANJUAN	32.529	27	28	2:06.052	2:06.455 (26)
28	36	E.BOXBERGER	35.414	28	A.FERNÁNDEZ	35.071	36	E.BOXBERGER	23.309	36	E.BOXBERGER	32.593	28	36	2:06.300	2:06.745 (28)



## ETC FIM JuniorGP 2024 - MOTORLAND ARAGON Race 2

### Best Top Speed

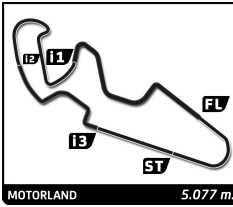
No Rider	Team	Class	Top 1		Top 2		Top 3		Top 4		Top 5		
			Kph	Lap	Kph	Lap	Kph	Lap	Kph	Lap	Kph	Lap	Avg
81	MATTEO GABARRINI	TEAM ECHOVIT PASINI RACING	223.1	5	222.7	2	218.6	7	218.2	6	217.7	3	220,1
31	GIULIO PUGLIESE	CFMOTO Aspar Junior Team	222.2	2	218.2	6	216.0	5	216.0	1	215.1	7	217,5
14	EDU GUTIÉRREZ	CFMOTO Aspar Junior Team	221.3	2	217.7	3	217.3	12	217.3	9	216.9	10	218,1
55	MIKEY LOU	MIR RACING FINETWORK TEAM	221.3	6	217.3	3	216.4	10	216.0	11	216.0	2	217,4
7	BEÑAT FERNÁNDEZ	Frando Racing VHC Team	220.4	1	216.0	2	215.6	7	215.1	3	214.3	5	216,3
4	GABRIEL TESINI	AC RACING TEAM	220.0	3	217.3	13	215.6	2	215.6	1	215.1	6	216,7
88	NIKOLA MIROSLAVOV	ilusion racing	220.0	5	220.0	2	219.1	3	218.2	6	217.7	1	219,0
20	FYNN KRATOCHWIL	LIQUI MOLY HUSQVARNA INTACT GP JUNIOR TEAM	219.5	8	218.6	10	217.7	12	216.4	6	216.0	1	217,6
70	KRISTIAN DANIEL JR	AGR TEAM	219.1	7	216.4	9	216.0	2	216.0	1	213.9	11	216,3
27	KERMAN TINEZ	MIR RACING FINETWORK TEAM	218.6	2	215.6	6	214.7	12	214.7	7	214.3	9	215,6
37	MARIANOS NIKOLIS	Team Estrella Galicia 0,0	218.6	2	217.7	3	217.3	1	216.9	7	216.0	9	217,3
23	IGNACIO GALÁN	Team Impala Honda	218.2	2	217.3	4	217.3	3	216.9	8	216.4	13	217,2
30	MATTHIAS ROSTAGNI	BRS - Brechon Racing School	218.2	2	214.3	7	213.4	12	212.6	1	211.4	3	214,0
47	YAROSLAV KARPUSHIN	Frando Racing VHC Team	218.2	2	217.7	1	216.9	7	216.9	3	215.6	4	217,1
73	VALENTÍN PERRONE	Frando Racing VHC Team	217.7	3	214.7	5	214.7	4	213.4	12	211.8	7	214,5
33	ENZO BELLON	Team Estrella Galicia 0,0	216.0	1	215.1	2	214.3	6	213.9	5	212.2	12	214,3
71	CARLOS CANO	SeventyTwo Artbox Racing Team	216.0	3	215.1	2	210.1	7	210.1	4	208.9	9	212,0
41	YVONNE CERPA	ilusion racing	215.1	2	214.3	1	212.2	10	211.8	3	210.9	5	212,9
6	BENJAMIN CAILLET	JEG TAKE OFF GP	214.7	1	208.9	3	208.5	7	207.3	8	206.9	2	209,3
10	AFONSO ALMEIDA	AGR TEAM	214.7	2	214.7	1	213.0	10	212.6	3	211.8	4	213,4
11	DAVID GONZÁLEZ	AC RACING TEAM	214.7	4	214.3	12	213.9	10	213.0	6	212.2	7	213,6
22	JESÚS TORRES	Team Estrella Galicia 0,0	214.7	6	214.7	2	213.4	8	213.0	7	212.6	1	213,7
90	LUCA AGOSTINELLI	TEAM ECHOVIT PASINI RACING	214.7	6	214.3	5	212.6	7	211.8	9	210.9	8	212,9
97	MARCO MORELLI	MLav Racing	214.7	8	214.7	6	214.3	12	214.3	7	213.9	11	214,4
99	RÉMY SANJUAN	MécaProjets Team ADO	213.0	1	212.2	3	211.8	13	211.4	4	210.5	7	211,8
36	EVAN BOXBERGER	JEG TAKE OFF GP	209.7	1	208.5	6	208.1	5	207.7	3	207.7	2	208,3
28	ALEJANDRA FERNÁNDEZ	AC RACING TEAM	208.9	2	206.9	1	206.5	8	205.7	6	205.7	3	206,7
69	FERNANDO BUJOSA	Team Estrella Galicia 0,0	208.9	1	207.7	3	207.3	8	207.3	5	206.9	4	207,6
26	PAU ALSINA	Team Estrella Galicia 0,0											
29	RANDY TRUCHOT	MECAPROJETS TEAM ADO											



**ETC**  
FIM JuniorGP 2024 - MOTORLAND ARAGON  
Race 2

Lap Chart

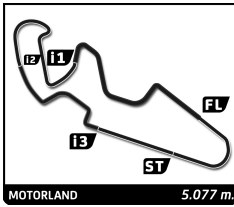
No	Pos	Grid	Lap													
			1	2	3	4	5	6	7	8	9	10	11	12	13	
71	1	71	71	97	97	97	71	71	71	71	71	71	71	71	71	71
70	2	70	11	71	11	71	11	11	11	11	11	11	11	11	97	11
27	3	27	70	11	71	11	97	97	97	97	97	97	97	11	97	
90	4	90	97	27	27	27	7	7	27	27	27	27	27	27	27	27
55	5	55	27	7	7	7	27	27	7	7	7	7	7	7	7	7
28	6	28	22	22	73	73	73	31	31	73	31	31	31	31	31	31
11	7	11	7	70	22	70	22	73	73	31	73	70	70	70	73	
22	8	22	55	73	70	22	31	70	33	33	33	73	73	73	70	
47	9	47	47	55	31	31	70	22	22	22	70	33	33	33	33	33
97	10	97	33	33	37	37	37	33	37	70	37	22	37	37	22	
23	11	23	31	31	33	33	33	37	70	37	22	37	22	22	37	
73	12	73	73	69	55	55	4	4	4	4	81	81	81	88	4	
26	13	26	69	37	14	14	47	69	88	47	4	4	47	47	47	
69	14	69	23	47	69	4	14	14	47	88	47	47	4	55	14	
33	15	33	37	23	47	69	69	47	69	81	88	88	88	14	55	
81	16	81	30	14	4	47	88	88	81	14	55	55	55	81	23	
31	17	31	88	88	23	23	23	23	14	55	14	20	14	4	88	
30	18	30	14	4	88	88	55	81	55	69	20	14	20	20	81	
7	19	7	4	30	30	81	81	55	23	23	23	23	23	23	20	
37	20	37	28	81	81	20	20	20	20	20	41	90	90	90	90	
29	21	29	81	20	20	30	41	41	10	41	10	41	41	30	41	
88	22	88	20	41	41	41	10	10	41	10	90	10	30	41	30	
10	23	10	10	28	10	10	6	6	90	90	30	30	10	10	10	
20	24	20	41	10	28	28	99	99	6	30	6	6	6	6	6	
14	25	14	99	99	99	6	28	28	30	6	99	99	99	99	36	
36	26	36	6	6	6	99	30	90	99	99	28	28	36	36	99	
6	27	6	36	36	36	36	36	30	28	28	36	36	28	28	28	
41	28	41	90	90	90	90	90	36	36	36	69	69	69	69	69	
4	29	4														
99	30	99														



**ETC**  
FIM JuniorGP 2024 - MOTORLAND ARAGON  
Race 2

Fastest Lap Sequence

Elapsed	No Rider	Team	Bike	Class	Time	Kph	Lap
4:12.426	97 MARCO MORELLI	MLav Racing	HONDA		2:04.257	147.1	2
6:15.965	97 MARCO MORELLI	MLav Racing	HONDA		2:03.539	147.9	3
6:17.054	73 VALENTÍN PERRONE	Frando Racing VHC Team	HONDA		2:03.512	148.0	3
8:19.067	97 MARCO MORELLI	MLav Racing	HONDA		2:03.102	148.5	4
8:19.105	71 CARLOS CANO	SeventyTwo Artbox Racing Team	HONDA		2:03.078	148.5	4
8:19.894	73 VALENTÍN PERRONE	Frando Racing VHC Team	HONDA		2:02.840	148.8	4

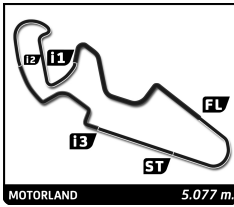


# ETC FIM JuniorGP 2024 - MOTORLAND ARAGON Race 2

## Analysis by lap

Lapped

No	Lap Time	Gap	No	Lap Time	Gap	No	Lap Time	Gap	No	Lap Time	Gap	No	Lap Time	Gap
<b>Lap 1</b>														
71	2:07.940	0.000	6	2:06.444	7.097	41	2:04.745	8.219	81	2:04.807	8.752	88	2:05.135	12.060
11	2:07.955	0.015	36	2:07.660	8.832	10	2:04.766	8.520	55	2:05.033	8.865	81	2:04.604	12.148
70	2:08.084	0.144	90	2:05.683	16.158	28	2:07.460	12.673	20	2:04.318	9.481	14	2:04.652	12.313
97	2:08.169	0.229	<b>Lap 3</b>			6	2:06.276	13.359	41	2:06.397	13.325	55	2:04.508	12.516
27	2:08.233	0.293	97	2:03.539		99	2:06.731	13.744	10	2:06.358	13.381	69	2:05.438	12.536
22	2:08.383	0.443	11	2:03.539	0.048	36	2:06.900	16.300	6	2:06.890	19.725	23	2:04.536	12.679
7	2:08.564	0.624	71	2:03.572	0.062	90	2:05.011	19.787	99	2:06.468	20.120	20	2:04.635	12.843
55	2:08.590	0.650	27	2:03.575	0.303	<b>Lap 5</b>			28	2:06.689	20.471	41	2:05.890	19.859
47	2:08.747	0.807	7	2:03.585	0.494	71	2:03.720		90	2:04.235	21.585	10	2:06.120	19.928
33	2:08.819	0.879	73	2:03.512	1.089	11	2:03.758	0.065	30	2:05.030	21.669	90	2:04.475	23.675
31	2:09.164	1.224	22	2:04.159	1.142	97	2:04.008	0.250	36	2:06.959	23.965	30	2:04.473	23.801
73	2:09.249	1.309	70	2:04.130	1.215	7	2:03.611	0.489	<b>Lap 7</b>			6	2:05.664	24.963
69	2:09.367	1.427	31	2:03.746	2.001	27	2:03.973	0.563	71	2:03.291		99	2:07.507	28.692
23	2:09.832	1.892	37	2:03.997	2.409	73	2:03.572	0.641	11	2:03.292	0.141	28	2:07.514	28.785
37	2:09.861	1.921	33	2:04.281	2.474	22	2:03.549	1.274	97	2:03.269	0.260	36	2:07.504	32.801
30	2:10.292	2.352	55	2:04.716	2.836	31	2:03.135	1.324	27	2:03.076	0.344	<b>Lap 9</b>		
88	2:10.713	2.773	14	2:04.094	3.242	70	2:03.725	1.408	7	2:03.365	0.476	71	2:03.558	
14	2:10.738	2.798	69	2:04.925	3.336	37	2:03.138	1.925	31	2:03.506	1.354	11	2:03.577	0.169
4	2:11.312	3.372	47	2:04.839	3.599	33	2:03.250	2.173	73	2:03.785	1.726	97	2:03.527	0.224
28	2:11.317	3.377	4	2:03.781	3.639	4	2:04.664	5.346	33	2:03.611	2.570	27	2:03.499	0.314
81	2:11.533	3.593	23	2:04.630	3.698	47	2:04.709	5.486	22	2:03.770	2.648	7	2:03.675	0.648
20	2:11.958	4.018	88	2:04.572	3.946	14	2:04.940	5.536	37	2:03.713	2.789	31	2:03.685	3.368
10	2:12.148	4.208	30	2:04.703	4.657	69	2:04.850	5.600	70	2:04.097	2.892	73	2:04.539	3.486
41	2:12.505	4.565	81	2:04.753	4.991	88	2:04.846	6.447	4	2:05.049	9.955	33	2:03.883	3.671
99	2:12.890	4.950	20	2:05.008	6.067	23	2:05.134	6.622	88	2:04.923	10.164	70	2:03.690	3.747
6	2:13.079	5.139	41	2:05.045	6.576	55	2:06.447	6.913	47	2:04.957	10.168	37	2:04.605	4.935
36	2:13.598	5.658	10	2:04.907	6.856	81	2:04.940	7.026	69	2:05.313	10.337	22	2:05.035	5.037
90	2:22.901	14.961	28	2:06.508	8.315	20	2:04.723	8.244	81	2:05.322	10.783	81	2:04.490	13.080
<b>Lap 2</b>														
97	2:04.257		99	2:06.639	10.115	41	2:05.548	10.009	14	2:05.704	10.900	4	2:05.066	13.213
71	2:04.515	0.029	6	2:06.627	10.185	10	2:05.342	10.104	55	2:05.673	11.247	47	2:05.047	13.284
11	2:04.519	0.048	36	2:07.209	12.502	6	2:06.315	15.916	23	2:06.085	11.382	88	2:04.817	13.319
27	2:04.460	0.267	90	2:05.259	17.878	99	2:06.747	16.733	20	2:05.257	11.447	55	2:04.857	13.815
7	2:04.310	0.448	<b>Lap 4</b>			28	2:07.948	16.863	10	2:06.957	17.047	14	2:05.075	13.830
22	2:04.565	0.522	97	2:03.102		30	2:16.042	19.720	41	2:07.174	17.208	20	2:05.089	14.374
70	2:04.966	0.624	71	2:03.078	0.038	36	2:07.545	20.087	90	2:04.145	22.439	23	2:06.746	15.867
73	2:04.293	1.116	11	2:03.119	0.065	90	2:04.402	20.431	6	2:06.104	22.538	41	2:06.484	22.785
55	2:05.495	1.659	27	2:03.147	0.348	<b>Lap 6</b>			30	2:04.189	22.567	10	2:06.706	23.076
33	2:05.339	1.732	7	2:03.244	0.636	71	2:03.081		99	2:07.595	24.424	90	2:04.207	24.324
31	2:05.056	1.794	73	2:02.840	0.827	11	2:03.156	0.140	28	2:07.330	24.510	30	2:04.689	24.932
69	2:05.009	1.950	70	2:03.328	1.441	97	2:03.113	0.282	36	2:07.862	28.536	6	2:07.680	29.085
37	2:04.516	1.951	22	2:03.443	1.483	7	2:02.994	0.402	<b>Lap 8</b>			99	2:08.417	33.551
47	2:05.978	2.299	31	2:03.048	1.947	27	2:03.077	0.559	71	2:03.239		28	2:08.529	33.756
23	2:05.201	2.607	37	2:03.238	2.545	31	2:02.896	1.139	11	2:03.248	0.150	36	2:06.801	36.044
14	2:04.375	2.687	33	2:03.309	2.681	73	2:03.672	1.232	97	2:03.234	0.255	69	2:27.980	36.958
88	2:04.626	2.913	55	2:04.490	4.224	70	2:03.759	2.086	27	2:03.268	0.373	<b>Lap 10</b>		
4	2:04.511	3.397	14	2:04.214	4.354	22	2:03.976	2.169	7	2:03.294	0.531	71	2:04.062	
30	2:05.627	3.493	4	2:03.903	4.440	33	2:03.158	2.250	73	2:04.018	2.505	11	2:04.003	0.110
81	2:04.670	3.777	69	2:04.274	4.508	37	2:03.523	2.367	31	2:05.126	3.241	97	2:04.013	0.175
20	2:05.066	4.598	47	2:04.038	4.535	4	2:05.932	8.197	33	2:04.015	3.346	27	2:03.988	0.240
41	2:04.991	5.070	23	2:04.650	5.246	69	2:05.796	8.315	22	2:04.151	3.560	7	2:03.811	0.397
28	2:06.455	5.346	88	2:04.515	5.359	14	2:06.032	8.487	70	2:03.962	3.615	31	2:04.143	3.449
10	2:05.766	5.488	81	2:03.955	5.844	47	2:06.097	8.502	37	2:04.338	3.888	70	2:04.009	3.694
99	2:06.551	7.015	20	2:04.314	7.279	88	2:05.166	8.532	4	2:04.989	11.705	73	2:04.307	3.731
			30	2:05.881	7.436	23	2:05.047	8.588	47	2:04.866	11.795	33	2:04.370	3.979



# ETC

## FIM JuniorGP 2024 - MOTORLAND ARAGON

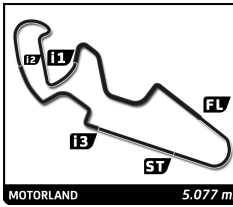
### Race 2

### Analysis by lap

Lapped ■

No	Lap Time	Gap	No	Lap Time	Gap	No	Lap Time	Gap	No	Lap Time	Gap	No	Lap Time	Gap
22	2:05.525	6.500	31	2:04.743	3.868									
37	2:05.651	6.524	70	2:04.648	3.923									
81	2:05.235	14.253	73	2:04.687	4.049									
4	2:05.144	14.295	33	2:04.686	4.147									
47	2:05.125	14.347	37	2:06.707	9.967									
88	2:05.173	14.430	22	2:06.598	10.025									
55	2:04.902	14.655	88	2:05.422	15.466									
20	2:04.423	14.735	47	2:05.765	15.524									
14	2:05.040	14.808	55	2:05.129	15.559									
23	2:04.933	16.738	14	2:05.165	15.669									
90	2:04.842	25.104	81	2:06.059	15.757									
41	2:06.436	25.159	4	2:05.985	15.906									
10	2:06.403	25.417	20	2:04.835	15.924									
30	2:05.021	25.891	23	2:04.974	17.164									
6	2:07.800	32.823	90	2:05.016	25.642									
99	2:08.286	37.775	30	2:05.320	27.315									
28	2:08.151	37.845	41	2:06.437	27.407									
36	2:06.745	38.727	10	2:06.675	28.895									
69	2:15.185	48.081	6	2:08.176	40.656									
Lap 11														
71	2:04.036		99	2:08.111	44.869									
11	2:04.165	0.239	36	2:08.145	44.956									
97	2:04.154	0.293	28	2:08.219	45.073									
27	2:04.263	0.467	69	2:07.640	54.199									
7	2:04.339	0.700	Lap 13											
31	2:05.045	4.458	71	2:04.097										
70	2:04.950	4.608	11	2:04.051	0.175									
73	2:05.000	4.695	97	2:04.275	0.235									
33	2:04.851	4.794	27	2:04.258	0.485									
37	2:06.105	8.593	7	2:05.894	2.456									
22	2:06.296	8.760	31	2:05.255	5.026									
81	2:04.814	15.031	73	2:05.241	5.193									
47	2:04.781	15.092	70	2:05.458	5.284									
4	2:04.995	15.254	33	2:05.288	5.338									
88	2:04.983	15.377	22	2:07.098	13.026									
55	2:05.144	15.763	37	2:07.827	13.697									
14	2:05.065	15.837	4	2:06.366	18.175									
20	2:05.723	16.422	47	2:06.794	18.221									
23	2:04.821	17.523	14	2:06.657	18.229									
90	2:04.891	25.959	55	2:06.831	18.293									
41	2:05.180	26.303	23	2:05.323	18.390									
30	2:05.473	27.328	88	2:07.101	18.470									
10	2:06.172	27.553	81	2:07.056	18.716									
6	2:09.026	37.813	20	2:07.074	18.901									
99	2:08.352	42.091	90	2:05.786	27.331									
36	2:07.453	42.144	41	2:06.223	29.533									
28	2:08.378	42.187	30	2:06.611	29.829									
69	2:07.847	51.892	10	2:07.815	32.613									
Lap 12														
71	2:05.333		6	2:07.849	44.408									
97	2:05.097	0.057	36	2:07.598	48.457									
11	2:05.315	0.221	99	2:07.769	48.541									
27	2:05.190	0.324	28	2:08.089	49.065									
7	2:05.292	0.659	69	2:08.899	59.001									



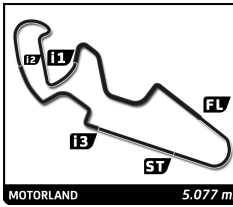


# ETC FIM JuniorGP 2024 - MOTORLAND ARAGON Race 2 Sector Analysis

— Invalidated Lap    ■ Personal Best    ■ Session Best    B Crossing the pit lane

Lap	Time	Sector 1	Sector 2	Sector 3	Sector 4	T.Sp	Lap	Time	Sector 1	Sector 2	Sector 3	Sector 4	T.Sp
<b>71</b> CARLOS CANO ESP SeventyTwo Artbox Racing Team HONDA							7	2:03.076	34.536	34.187	22.665	31.688	214.7
1	2:07.940	37.311	35.128	23.054	32.447	206.5	8	2:03.268	34.515	34.210	22.707	31.836	212.6
2	2:04.515	35.473	34.360	22.957	31.725	215.1	9	2:03.499	34.640	34.297	22.695	31.867	214.3
3	2:03.572	35.019	34.233	22.898	31.422	216.0	10	2:03.988	34.727	34.420	22.746	32.095	213.4
4	2:03.078	34.584	34.298	22.458	31.738	210.1	11	2:04.263	34.948	34.549	22.719	32.047	209.7
5	2:03.720	34.988	34.246	22.519	31.967	208.5	12	2:05.190	34.756	35.407	22.911	32.116	214.7
6	2:03.081	34.403	34.243	22.498	31.937	208.1	13	2:04.258	34.726	34.688	22.743	32.101	211.4
7	2:03.291	34.510	34.345	22.545	31.891	210.1	<b>7</b> BEÑAT FERNÁNDEZ ESP Frando Racing VHC Team HONDA						
8	2:03.239	34.402	34.338	22.609	31.890	208.1	1	2:08.564	38.683	34.780	23.363	31.738	220.4
9	2:03.558	34.597	34.345	22.603	32.013	208.9	2	2:04.310	35.339	34.356	22.805	31.810	216.0
10	2:04.062	34.598	34.387	22.613	32.464	204.5	3	2:03.585	35.017	34.195	22.705	31.668	215.1
11	2:04.036	34.758	34.538	22.669	32.071	208.1	4	2:03.244	34.825	34.197	22.520	31.702	212.6
12	2:05.333	35.037	35.235	22.873	32.188	208.1	5	2:03.611	34.630	34.468	22.769	31.744	214.3
13	2:04.097	34.637	34.441	22.850	32.169	206.9	6	2:02.994	34.417	34.113	22.708	31.756	212.6
<b>11</b> DAVID GONZÁLEZ ESP AC RACING TEAM HONDA							7	2:03.365	34.537	34.264	22.933	31.631	215.6
1	2:07.955	37.495	34.987	23.202	32.271	206.1	8	2:03.294	34.545	34.223	22.722	31.804	213.9
2	2:04.519	35.397	34.354	22.772	31.996	209.3	9	2:03.675	34.619	34.450	22.637	31.969	210.5
3	2:03.539	34.841	34.157	22.644	31.897	209.3	10	2:03.811	34.557	34.528	22.693	32.033	213.4
4	2:03.119	34.494	34.378	22.636	31.611	214.7	11	2:04.339	34.957	34.565	22.769	32.048	211.4
5	2:03.758	34.880	34.394	22.618	31.866	210.5	12	2:05.292	34.672	35.243	23.139	32.238	212.6
6	2:03.156	34.514	34.134	22.636	31.872	213.0	13	2:05.894	35.025	34.940	22.992	32.937	203.8
7	2:03.292	34.561	34.296	22.570	31.865	212.2	<b>31</b> GIULIO PUGLIESE ITA CFMOTO Aspar Junior Team HONDA						
8	2:03.248	34.407	34.306	22.612	31.923	210.9	1	2:09.164	39.400	35.184	23.066	31.514	216.0
9	2:03.577	34.607	34.350	22.608	32.012	210.1	2	2:05.056	35.538	34.855	23.029	31.634	222.2
10	2:04.003	34.697	34.444	22.705	32.157	213.9	3	2:03.746	34.932	34.465	22.707	31.642	215.1
11	2:04.165	34.773	34.505	22.726	32.161	209.7	4	2:03.048	34.619	34.196	22.637	31.596	213.9
12	2:05.315	34.867	35.316	22.968	32.164	214.3	5	2:03.135	34.585	34.171	22.771	31.608	216.0
13	2:04.051	34.687	34.444	22.723	32.197	207.3	6	2:02.896	34.692	34.228	22.461	31.515	218.2
<b>97</b> MARCO MORELLI ARG MLav Racing HONDA							7	2:03.506	34.660	34.327	22.793	31.726	215.1
1	2:08.169	37.958	34.732	23.110	32.369	213.4	8	2:05.126	35.680	34.872	22.675	31.899	210.5
2	2:04.257	35.047	34.447	22.590	32.173	208.5	9	2:03.685	34.632	34.217	22.781	32.055	209.3
3	2:03.539	34.715	34.294	22.477	32.053	207.7	10	2:04.143	34.725	34.499	22.771	32.148	210.1
4	2:03.102	34.387	34.128	22.375	32.212	205.7	11	2:05.045	35.428	34.554	22.871	32.192	208.9
5	2:04.008	34.743	34.481	22.880	31.904	213.0	12	2:04.743	35.047	34.643	22.830	32.223	209.7
6	2:03.113	34.457	34.260	22.547	31.849	214.7	13	2:05.255	35.439	34.731	23.152	31.933	211.4
7	2:03.269	34.526	34.245	22.686	31.812	214.3	<b>73</b> VALENTÍN PERRONE ARG Frando Racing VHC Team HONDA						
8	2:03.234	34.439	34.270	22.628	31.897	214.7	1	2:09.249	39.204	35.325	22.874	31.846	211.4
9	2:03.527	34.583	34.308	22.727	31.909	213.0	2	2:04.293	35.343	34.427	22.618	31.905	211.4
10	2:04.013	34.515	34.365	22.614	32.519	204.5	3	2:03.512	34.622	34.395	22.963	31.532	217.7
11	2:04.154	34.810	34.507	22.755	32.082	213.9	4	2:02.840	34.348	34.264	22.458	31.770	214.7
12	2:05.097	34.772	35.188	23.039	32.098	214.3	5	2:03.572	34.595	34.592	22.620	31.765	214.7
13	2:04.275	34.693	34.402	22.721	32.459	204.9	6	2:03.672	34.697	34.399	22.552	32.024	208.9
<b>27</b> KERMAN TINEZ VEN MIR RACING FINETWORK TEAM HONDA							7	2:03.785	34.712	34.337	22.760	31.976	211.8
1	2:08.233	38.043	35.114	22.923	32.153	213.9	8	2:04.018	34.364	34.501	22.644	32.509	203.0
2	2:04.460	35.320	34.343	22.985	31.812	218.6	9	2:04.539	34.867	34.729	22.915	32.028	211.4
3	2:03.575	34.915	34.183	22.561	31.916	210.9	10	2:04.307	34.815	34.533	22.872	32.087	209.7
4	2:03.147	34.812	33.980	22.661	31.694	212.2	11	2:05.000	34.940	34.787	23.047	32.226	210.9
5	2:03.973	34.835	34.392	22.767	31.979	211.8	12	2:04.687	35.009	34.680	22.794	32.204	213.4
6	2:03.077	34.551	34.043	22.722	31.761	215.6	13	2:05.241	35.159	34.747	22.989	32.346	208.5

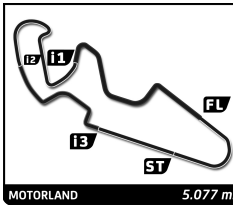




# ETC FIM JuniorGP 2024 - MOTORLAND ARAGON Race 2 Sector Analysis

— Invalidated Lap    ■ Personal Best    ■ Session Best    B Crossing the pit lane

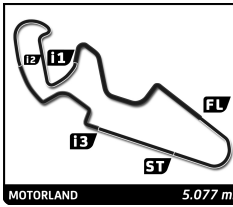
Lap	Time	Sector 1	Sector 2	Sector 3	Sector 4	T.Sp	Lap	Time	Sector 1	Sector 2	Sector 3	Sector 4	T.Sp
<b>70</b> KRISTIAN DANIEL JR USA AGR TEAM HONDA							7	2:03.713	34.768	34.367	22.878	31.700	216.9
1	2:08.084	37.657	34.958	23.264	32.205	216.0	8	2:04.338	34.773	34.744	22.979	31.842	213.9
2	2:04.966	35.593	34.558	23.077	31.738	216.0	9	2:04.605	35.070	34.580	22.918	32.037	216.0
3	2:04.130	34.931	34.634	22.636	31.929	210.5	10	2:05.651	35.214	35.026	23.077	32.334	206.9
4	<b>2:03.328</b>	34.655	34.169	22.681	31.823	213.9	11	2:06.105	35.197	35.108	23.164	32.636	205.3
5	2:03.725	34.949	34.177	22.644	31.955	210.5	12	2:06.707	35.366	35.247	23.279	32.815	204.5
6	2:03.759	34.719	34.314	<b>22.495</b>	32.231	208.9	13	2:07.827	35.451	36.174	23.606	32.596	208.5
7	2:04.097	35.190	34.381	22.806	<b>31.720</b>	219.1							
8	2:03.962	34.859	34.439	22.779	31.885	211.8	<b>4</b> GABRIEL TESINI ITA AC RACING TEAM HONDA						
9	2:03.690	34.765	<b>34.138</b>	22.747	32.040	216.4	1	2:11.312	40.522	35.444	23.194	32.152	215.6
10	2:04.009	<b>34.633</b>	34.516	22.649	32.211	209.7	2	2:04.511	35.010	34.443	23.231	31.827	215.6
11	2:04.950	35.080	34.663	22.956	32.251	213.9	3	<b>2:03.781</b>	34.947	<b>34.417</b>	22.893	<b>31.524</b>	220.0
12	2:04.648	34.988	34.604	22.876	32.180	212.6	4	2:03.903	<b>34.651</b>	34.434	22.947	31.871	213.9
13	2:05.458	35.172	34.786	22.890	32.610	207.3	5	2:04.664	35.204	34.471	<b>22.847</b>	32.142	209.3
							6	2:05.932	35.990	34.888	23.020	32.034	215.1
<b>33</b> ENZO BELLON FRA Team Estrella Galicia 0,0 HONDA							7	2:05.049	35.073	34.638	23.144	32.194	209.3
1	2:08.819	38.795	35.052	23.143	31.829	216.0	8	2:04.989	34.952	34.620	23.056	32.361	206.5
2	2:05.339	35.447	34.632	23.259	32.001	215.1	9	2:05.066	35.030	34.632	22.983	32.421	207.7
3	2:04.281	35.090	34.389	22.928	31.874	211.8	10	2:05.144	34.935	34.748	23.212	32.249	210.9
4	2:03.309	34.548	34.304	22.633	31.824	212.2	11	2:04.995	34.797	34.801	23.038	32.359	207.3
5	2:03.250	34.434	34.303	22.694	31.819	213.9	12	2:05.985	35.034	34.757	23.420	32.774	213.0
6	<b>2:03.158</b>	<b>34.373</b>	<b>34.217</b>	22.952	<b>31.616</b>	214.3	13	2:06.366	35.482	34.767	23.836	32.281	217.3
7	2:03.611	34.622	34.401	<b>22.541</b>	32.047	210.1							
8	2:04.015	34.840	34.633	22.677	31.865	211.4	<b>47</b> YAROSLAV KARPUSHIN KGZ Frando Racing VHC Team HONDA						
9	2:03.883	34.652	34.377	22.763	32.091	210.1	1	2:08.747	38.296	35.134	23.266	32.051	217.7
10	2:04.370	34.820	34.606	22.819	32.125	210.9	2	2:05.978	35.590	35.344	23.313	31.731	218.2
11	2:04.851	34.977	34.691	23.056	32.127	211.8	3	2:04.839	<b>34.857</b>	35.010	<b>22.845</b>	32.127	216.9
12	2:04.686	35.132	34.582	22.865	32.107	212.2	4	<b>2:04.038</b>	34.873	34.475	22.998	<b>31.692</b>	215.6
13	2:05.288	35.303	34.728	23.141	32.116	208.9	5	2:04.709	35.367	<b>34.450</b>	23.083	31.809	211.4
							6	2:06.097	35.685	34.636	23.111	32.665	209.3
<b>22</b> JESÚS TORRES ESP Team Estrella Galicia 0,0 HONDA							7	2:04.957	35.638	34.705	22.899	31.715	216.9
1	2:08.383	38.213	35.068	22.996	32.106	212.6	8	2:04.866	34.941	34.569	23.077	32.279	204.9
2	2:04.565	35.407	34.627	22.754	31.777	214.7	9	2:05.047	35.109	34.594	23.020	32.324	207.3
3	2:04.159	34.842	34.578	23.011	31.728	210.9	10	2:05.125	35.149	34.598	23.407	31.971	215.1
4	<b>2:03.443</b>	<b>34.562</b>	<b>34.194</b>	22.554	32.133	207.7	11	2:04.781	35.067	34.655	23.214	31.845	215.1
5	2:03.549	34.714	34.213	<b>22.524</b>	32.098	208.9	12	2:05.765	35.075	34.660	23.420	32.610	208.9
6	2:03.976	34.946	34.257	23.075	<b>31.698</b>	214.7	13	2:06.794	35.415	34.984	23.771	32.624	205.3
7	2:03.770	34.797	34.469	22.567	31.937	213.0							
8	2:04.151	34.585	34.816	22.796	31.954	213.4	<b>14</b> EDU GUTIÉRREZ ESP CFMOTO Aspar Junior Team HONDA						
9	2:05.035	35.123	34.534	22.907	32.471	206.9	1	2:10.738	40.399	35.169	23.207	31.963	215.6
10	2:05.525	34.972	34.831	22.978	32.744	204.9	2	2:04.375	34.676	34.962	23.071	31.666	221.3
11	2:06.296	35.314	35.142	23.163	32.677	207.3	3	<b>2:04.094</b>	<b>34.597</b>	34.917	22.958	<b>31.622</b>	217.7
12	2:06.598	35.457	35.285	23.163	32.693	207.3	4	2:04.214	34.633	<b>34.371</b>	23.245	31.965	212.2
13	2:07.098	35.579	35.443	23.155	32.921	202.6	5	2:04.940	34.954	34.711	23.239	32.036	209.7
							6	2:06.032	35.549	34.843	23.441	32.199	212.6
<b>37</b> MARIANOS NIKOLIS AUS Team Estrella Galicia 0,0 HONDA							7	2:05.704	35.948	34.741	23.203	31.812	214.7
1	2:09.861	39.610	35.166	23.340	31.745	217.3	8	2:04.652	34.706	34.722	23.151	32.073	210.1
2	2:04.516	35.082	34.781	23.056	31.597	218.6	9	2:05.075	35.817	34.502	<b>22.860</b>	31.896	217.3
3	2:03.997	35.030	34.334	23.088	<b>31.545</b>	217.7	10	2:05.040	35.318	35.090	22.937	31.695	216.9
4	2:03.238	34.536	<b>34.181</b>	22.715	31.806	209.7	11	2:05.065	35.214	34.685	23.182	31.984	213.0
5	<b>2:03.138</b>	34.492	34.279	<b>22.682</b>	31.685	213.0	12	2:05.165	34.972	34.985	23.150	32.058	217.3
6	2:03.523	<b>34.404</b>	34.184	22.947	31.988	213.4	13	2:06.657	35.524	34.994	23.806	32.333	213.4



# ETC FIM JuniorGP 2024 - MOTORLAND ARAGON Race 2 Sector Analysis

— Invalidated Lap    ■ Personal Best    ■ Session Best    B Crossing the pit lane

Lap	Time	Sector 1	Sector 2	Sector 3	Sector 4	T.Spd	Lap	Time	Sector 1	Sector 2	Sector 3	Sector 4	T.Spd
<b>55</b> MIKEY LOU USA MIR RACING FINETWORK TEAM HONDA							7	2:05.322	35.571	34.793	23.057	31.901	218.6
1	2:08.590	37.831	35.286	23.378	32.095	214.3	8	2:04.604	35.087	34.709	23.120	<b>31.688</b>	213.4
2	2:05.495	35.463	34.809	23.430	31.793	216.0	9	2:04.490	35.005	34.593	22.985	31.907	215.6
3	2:04.716	34.882	34.637	23.492	<b>31.705</b>	217.3	10	2:05.235	35.256	34.634	23.314	32.031	213.0
4	<b>2:04.490</b>	34.874	<b>34.455</b>	22.944	32.217	210.9	11	2:04.814	35.135	34.644	23.153	31.882	216.0
5	2:06.447	35.673	35.078	23.375	32.321	210.5	12	2:06.059	35.057	34.743	23.547	32.712	207.7
6	2:05.033	35.274	34.795	23.131	31.833	221.3	13	2:07.056	35.554	34.976	24.046	32.480	211.4
7	2:05.673	35.693	34.879	23.326	31.775	213.0	<b>20</b> FYNN KRATOCHWIL DEU LIQUI MOLY HUSQVARNA INTACT C HONDA						
8	2:04.508	<b>34.780</b>	34.791	23.072	31.865	214.3	1	2:11.958	40.786	35.776	23.303	32.093	216.0
9	2:04.857	35.403	34.507	<b>22.891</b>	32.056	215.1	2	2:05.066	35.205	34.942	22.896	32.023	215.6
10	2:04.902	35.191	34.774	23.087	31.850	216.4	3	2:05.008	35.377	34.736	22.954	31.941	213.4
11	2:05.144	35.198	34.767	23.137	32.042	216.0	4	<b>2:04.314</b>	35.036	<b>34.456</b>	22.912	31.910	214.3
12	2:05.129	35.204	34.776	23.044	32.105	210.9	5	2:04.723	35.062	34.622	22.955	32.084	210.1
13	2:06.831	35.520	35.028	23.677	32.606	213.9	6	2:04.318	34.942	34.589	22.970	31.817	216.4
<b>23</b> IGNACIO GALÁN ESP Team Impala Honda HONDA							7	2:05.257	35.312	34.826	23.283	31.836	210.9
1	2:09.832	38.920	35.783	23.252	31.877	216.4	8	2:04.635	35.141	34.577	23.090	31.827	219.5
2	2:05.201	35.234	35.222	<b>23.014</b>	31.731	218.2	9	2:05.089	35.638	34.679	<b>22.830</b>	31.942	213.4
3	2:04.630	35.083	34.799	23.018	<b>31.730</b>	217.3	10	2:04.423	<b>34.937</b>	34.872	22.864	<b>31.750</b>	218.6
4	2:04.650	35.155	34.613	23.042	31.840	217.3	11	2:05.723	35.403	35.115	22.961	32.244	211.4
5	2:05.134	<b>34.887</b>	35.039	23.081	32.127	212.2	12	2:04.835	35.049	34.506	23.118	32.162	217.7
6	2:05.047	35.297	34.801	23.132	31.817	216.0	13	2:07.074	35.693	35.145	23.666	32.570	211.4
7	2:06.085	35.474	34.955	23.669	31.987	213.0	<b>90</b> LUCA AGOSTINELLI VNM TEAM ECHOVIT PASINI RACING HONDA						
8	<b>2:04.536</b>	35.007	<b>34.493</b>	23.148	31.888	216.9	1	2:22.901	52.182	35.221	23.198	32.300	210.5
9	2:06.746	36.572	34.848	23.134	32.192	210.1	2	2:05.683	35.337	34.960	23.092	32.294	210.5
10	2:04.933	35.125	34.647	23.093	32.068	212.2	3	2:05.259	35.278	34.704	23.063	32.214	210.9
11	2:04.821	34.897	34.629	23.165	32.130	210.1	4	2:05.011	35.149	34.630	23.045	32.187	210.1
12	2:04.974	35.144	34.669	23.068	32.093	213.0	5	2:04.402	35.095	34.448	23.026	31.833	214.3
13	2:05.323	35.009	34.618	23.393	32.303	216.4	6	2:04.235	35.123	<b>34.410</b>	22.982	<b>31.720</b>	214.7
<b>88</b> NIKOLA MIROSLAVOV BUL ilusion racing HONDA							7	<b>2:04.145</b>	<b>34.618</b>	34.623	22.948	31.956	212.6
1	2:10.713	40.003	35.332	23.614	31.764	217.7	8	2:04.475	35.019	34.541	<b>22.876</b>	32.039	210.9
2	2:04.626	35.170	34.714	23.087	31.655	220.0	9	2:04.207	34.848	34.452	22.958	31.949	211.8
3	2:04.572	<b>34.934</b>	34.838	23.181	<b>31.619</b>	219.1	10	2:04.842	34.844	34.582	23.236	32.180	209.7
4	<b>2:04.515</b>	35.031	34.570	23.086	31.828	216.4	11	2:04.891	35.073	34.592	22.990	32.236	209.3
5	2:04.846	35.042	34.841	23.298	31.665	220.0	12	2:05.016	35.162	34.556	23.028	32.270	210.1
6	2:05.166	35.082	34.897	23.141	32.046	218.2	13	2:05.786	35.495	34.781	23.157	32.353	208.9
7	2:04.923	35.228	<b>34.546</b>	23.207	31.942	213.0	<b>41</b> YVONNE CERPA ESP ilusion racing HONDA						
8	2:05.135	35.089	34.931	23.150	31.965	210.9	1	2:12.505	41.018	35.867	23.726	31.894	214.3
9	2:04.817	35.232	34.712	<b>22.917</b>	31.956	214.3	2	2:04.991	35.304	<b>34.611</b>	23.236	<b>31.840</b>	215.1
10	2:05.173	35.301	34.707	23.240	31.925	212.2	3	2:05.045	<b>35.059</b>	34.935	23.101	31.950	211.8
11	2:04.983	35.194	34.716	23.120	31.953	216.0	4	<b>2:04.745</b>	35.115	34.660	<b>22.972</b>	31.998	210.9
12	2:05.422	35.090	34.731	23.431	32.170	213.0	5	2:05.548	35.576	34.837	23.047	32.088	210.9
13	2:07.101	35.365	35.166	23.895	32.675	214.7	6	2:06.397	35.530	35.106	23.666	32.095	209.3
<b>81</b> MATTEO GABARRINI ITA TEAM ECHOVIT PASINI RACING HONDA							7	2:07.174	35.693	35.193	23.824	32.464	209.3
1	2:11.533	40.336	35.217	23.729	32.251	217.3	8	2:05.890	35.446	34.824	23.375	32.245	208.5
2	2:04.670	35.018	34.492	23.318	31.842	222.7	9	2:06.484	35.575	35.177	23.394	32.338	207.3
3	2:04.753	35.077	34.778	22.984	31.914	217.7	10	2:06.436	35.761	34.996	23.578	32.101	212.2
4	<b>2:03.955</b>	<b>34.860</b>	<b>34.479</b>	<b>22.904</b>	31.712	217.3	11	2:05.180	35.338	34.651	23.121	32.070	208.9
5	2:04.940	34.894	34.789	23.235	32.022	223.1	12	2:06.437	35.413	34.966	23.416	32.642	208.5
6	2:04.807	35.074	34.828	23.056	31.849	218.2	13	2:06.223	35.628	34.964	23.524	32.107	208.9



# ETC FIM JuniorGP 2024 - MOTORLAND ARAGON Race 2 Sector Analysis

— Invalidated Lap    ■ Personal Best    ■ Session Best    B Crossing the pit lane

Lap	Time	Sector 1	Sector 2	Sector 3	Sector 4	T.Sp	Lap	Time	Sector 1	Sector 2	Sector 3	Sector 4	T.Sp	
<b>30</b>	<b>MATTHIAS ROSTAGNI</b>						FRA	7	2:07.862	35.632	35.388	23.919	32.923	207.3
	BRS - Brechon Racing School						HONDA	8	2:07.504	35.736	35.187	23.544	33.037	204.2
1	2:10.292	39.707	35.173	23.340	32.072	212.6	9	2:06.801	35.540	<b>34.984</b>	23.481	32.796	206.1	
2	2:05.627	34.900	35.156	23.766	<b>31.805</b>	218.2	10	<b>2:06.745</b>	35.521	35.023	23.410	32.791	206.1	
3	2:04.703	34.937	<b>34.429</b>	23.250	32.087	211.4	11	2:07.453	<b>35.414</b>	35.264	23.545	33.230	201.1	
4	2:05.881	35.555	34.841	22.999	32.486	206.9	12	2:08.145	36.080	35.394	23.556	33.115	204.5	
5	2:16.042	45.019	35.128	23.329	32.566	206.5	13	2:07.598	35.776	35.346	23.468	33.008	203.0	
6	2:05.030	35.148	34.742	22.923	32.217	207.3								
7	<b>2:04.189</b>	<b>34.630</b>	34.685	<b>22.893</b>	31.981	214.3								
8	2:04.473	35.020	34.494	22.926	32.033	209.7								
9	2:04.689	35.019	34.461	23.038	32.171	208.5								
10	2:05.021	34.936	34.756	23.064	32.265	209.3								
11	2:05.473	34.977	34.759	23.146	32.591	204.9								
12	2:05.320	35.108	34.797	22.979	32.436	213.4								
13	2:06.611	35.625	35.012	23.300	32.674	206.5								
<b>10</b>	<b>AFONSO ALMEIDA</b>						PRT							
	AGR TEAM						HONDA							
1	2:12.148	40.395	36.040	23.267	32.446	214.7								
2	2:05.766	35.383	34.847	23.445	32.091	214.7								
3	2:04.907	35.166	34.762	22.935	<b>32.044</b>	212.6								
4	<b>2:04.766</b>	<b>35.103</b>	<b>34.706</b>	<b>22.906</b>	32.051	211.8								
5	2:05.342	35.136	34.794	22.934	32.478	205.3								
6	2:06.358	35.652	34.889	23.397	32.420	208.1								
7	2:06.957	35.795	35.148	23.349	32.665	206.1								
8	2:06.120	35.300	34.911	23.261	32.648	203.8								
9	2:06.706	35.662	35.113	23.431	32.500	203.4								
10	2:06.403	35.628	35.037	23.490	32.248	213.0								
11	2:06.172	35.388	35.159	23.076	32.549	209.7								
12	2:06.675	35.578	35.228	23.059	32.810	205.3								
13	2:07.815	35.731	35.493	23.387	33.204	202.6								
<b>6</b>	<b>BENJAMIN CAILLET</b>						FRA							
	JEG TAKE OFF GP						HONDA							
1	2:13.079	40.906	36.111	23.771	<b>32.291</b>	214.7								
2	2:06.444	35.343	34.979	23.283	32.839	206.9								
3	2:06.627	35.609	35.070	23.248	32.700	208.9								
4	2:06.276	35.334	35.167	23.207	32.568	206.1								
5	2:06.315	35.349	35.025	23.170	32.771	203.4								
6	2:06.890	35.605	35.417	23.229	32.639	204.5								
7	2:06.104	<b>35.252</b>	35.063	23.437	32.352	208.5								
8	<b>2:05.664</b>	35.300	<b>34.888</b>	<b>23.034</b>	32.442	207.3								
9	2:07.680	35.734	35.824	23.291	32.831	204.2								
10	2:07.800	35.564	35.781	23.408	33.047	203.4								
11	2:09.026	36.573	35.790	23.502	33.161	202.2								
12	2:08.176	36.188	35.724	23.264	33.000	203.8								
13	2:07.849	35.711	35.614	23.458	33.066	203.0								
<b>99</b>	<b>RÉMY SANJUAN</b>						FRA							
	MécaProjets Team ADO						HONDA							
1	2:12.890	40.831	36.067	23.422	32.570	213.0								
2	2:06.551	<b>35.385</b>	35.018	23.470	32.678	207.7								
3	2:06.639	35.617	35.093	23.400	<b>32.529</b>	212.2								
4	2:06.731	35.790	35.080	23.244	32.617	211.4								
5	2:06.747	35.580	35.095	23.222	32.850	206.9								
6	<b>2:06.468</b>	35.661	<b>34.935</b>	<b>23.063</b>	32.809	209.7								
7	2:07.595	35.643	35.976	23.349	32.627	210.5								
8	2:07.507	35.631	35.369	23.498	33.009	208.1								
9	2:08.417	36.178	35.549	23.530	33.160	204.5								
10	2:08.286	35.961	35.404	23.543	33.378	201.1								
11	2:08.352	36.014	35.482	23.458	33.398	202.2								
12	2:08.111	36.039	35.376	23.460	33.236	207.3								
13	2:07.769	36.109	35.397	23.379	32.884	211.8								
<b>28</b>	<b>ALEJANDRA FERNÁNDEZ</b>						ESP							
	AC RACING TEAM						HONDA							
1	2:11.317	38.535	36.002	24.051	32.729	206.9								
2	<b>2:06.455</b>	35.701	35.140	23.165	<b>32.449</b>	208.9								
3	2:06.508	35.436	35.077	<b>23.123</b>	32.872	205.7								
4	2:07.460	35.653	35.395	23.276	33.136	202.6								
5	2:07.948	36.014	35.296	23.918	32.720	204.9								
6	2:06.689	35.677	<b>35.071</b>	23.204	32.737	205.7								
7	2:07.330	<b>35.409</b>	35.567	23.265	33.089	205.3								
8	2:07.514	35.840	35.391	23.384	32.899	206.5								
9	2:08.529	36.495	35.743	23.385	32.906	203.8								
10	2:08.151	35.893	35.673	23.494	33.091	203.4								
11	2:08.378	36.076	35.427	23.893	32.982	204.9								
12	2:08.219	36.139	35.646	23.540	32.894	204.5								
13	2:08.089	36.056	35.383	23.585	33.065	201.9								
<b>69</b>	<b>FERNANDO BUJOSA</b>						ESP							
	Team Estrella Galicia 0,0						HONDA							
1	2:09.367	38.933	35.135	23.112	<b>32.187</b>	208.9								
2	2:05.009	35.105	34.596	22.868	32.440	205.3								
3	2:04.925	35.117	34.621	<b>22.801</b>	32.386	207.7								
4	<b>2:04.274</b>	<b>34.673</b>	<b>34.301</b>	22.999	32.301	206.9								
5	2:04.850	35.326	34.344	22.901	32.279	207.3								
6	2:05.796	35.390	34.623	22.971	32.812	202.6								
7	2:05.313	35.241	34.687	22.959	32.426	205.7								
8	2:05.438	35.154	34.813	22.860	32.611	207.3								
9	2:27.980	35.857	52.438	25.781	33.904	202.2								
10	2:15.185	39.544	37.612	24.191	33.838	196.0								
11	2:07.847	35.877	35.281	23.324	33.365	198.2								
12	2:07.640	35.701	35.295	23.209	33.435	197.8								
13	2:08.899	36.251	35.529	23.425	33.694	195.3								
<b>36</b>	<b>EVAN BOXBERGER</b>						FRA							
	JEG TAKE OFF GP						HONDA							
1	2:13.598	40.718	36.513	23.774	<b>32.593</b>	209.7								
2	2:07.660	35.737	35.477	23.538	32.908	207.7								
3	2:07.209	35.613	35.221	23.550	32.825	207.7								
4	2:06.900	35.541	35.122	<b>23.309</b>	32.928	206.1								
5	2:07.545	36.050	35.355	23.366	32.774	208.1								
6	2:06.959	35.726	35.014	23.424	32.795	208.5								

