

ETC

FIM JuniorGP 2024 - MOTORLAND ARAGÓN
Race 1 (13 Laps, 66,0 km.)

Revised

Classification

No	Rider	Nat	Team	Bike	Tires	Cl.	Laps	Total Time	Gap	Kph	Best Lap		
											Lap	Time	Kph
1	31 GIULIO PUGLIESE	ITA	CFMOTO Aspar Junior Team	HONDA	Pirelli		13	27:11.877	-	145.6	3	2:03.128	148.4
2	97 MARCO MORELLI	ARG	MLav Racing	HONDA	Pirelli		13	27:12.100	+0.223	145.6	4	2:03.622	147.8
3	71 CARLOS CANO	ESP	SeventyTwo Artbox Racing Team	HONDA	Pirelli		13	27:12.138	+0.261	145.6	3	2:03.654	147.8
4	27 KERMAN TINEZ	VEN	MIR RACING FINETWORK TEAM	HONDA	Pirelli		13	27:12.232	+0.355	145.6	2	2:03.773	147.7
5	7 BEÑAT FERNÁNDEZ	ESP	Frando Racing VHC Team	HONDA	Pirelli		13	27:12.296	+0.419	145.6	3	2:03.116	148.5
6	90 LUCA AGOSTINELLI	VNM	TEAM ECHOVIT PASINI RACING	HONDA	Pirelli		13	27:12.304	+0.427	145.6	3	2:03.273	148.3
7	70 KRISTIAN DANIEL JR	USA	AGR TEAM	HONDA	Pirelli		13	27:13.879	+2.002	145.4	2	2:04.154	147.2
8	33 ENZO BELLON	FRA	Team Estrella Galicia 0,0	HONDA	Pirelli		13	27:14.210	+2.333	145.4	4	2:03.826	147.6
9	11 DAVID GONZÁLEZ	ESP	AC RACING TEAM	HONDA	Pirelli		13	27:16.784	+4.907	145.2	2	2:03.910	147.5
10	55 MIKEY LOU	USA	MIR RACING FINETWORK TEAM	HONDA	Pirelli		13	27:18.984	+7.107	145.0	4	2:04.816	146.4
11	37 MARIANOS NIKOLIS	AUS	Team Estrella Galicia 0,0	HONDA	Pirelli		13	27:19.142	+7.265	145.0	7	2:04.289	147.1
12	69 FERNANDO BUJOSA	ESP	Team Estrella Galicia 0,0	HONDA	Pirelli		13	27:19.322	+7.445	144.9	3	2:04.093	147.3
13	81 MATTEO GABARRINI	ITA	TEAM ECHOVIT PASINI RACING	HONDA	Pirelli		13	27:19.593	+7.716	144.9	13	2:04.592	146.7
14	88 NIKOLA MIROSLAVOV	BUL	ilusion racing	HONDA	Pirelli		13	27:20.340	+8.463	144.9	4	2:04.772	146.5
15	20 FYNN KRATOCHWIL	DEU	LIQUI MOLY HUSQVARNA INTACT GP II JUNIOR TEAM	HONDA	Pirelli		13	27:20.424	+8.547	144.8	7	2:04.578	146.7
16	41 YVONNE CERPA	ESP	ilusion racing	HONDA	Pirelli		13	27:20.498	+8.621	144.8	13	2:04.843	146.4
17	14 EDU GUTIÉRREZ	ESP	CFMOTO Aspar Junior Team	HONDA	Pirelli		13	27:24.478	+12.601	144.5	3	2:05.015	146.2
18	36 EVAN BOXBERGER	FRA	JEG TAKE OFF GP	HONDA	Pirelli		13	27:35.857	+23.980	143.5	5	2:05.820	145.3
19	10 AFONSO ALMEIDA	PRT	AGR TEAM	HONDA	Pirelli		13	27:40.727	+28.850	143.1	6	2:05.815	145.3
20	6 BENJAMIN CAILLET	FRA	JEG TAKE OFF GP	HONDA	Pirelli		13	27:40.770	+28.893	143.1	5	2:05.807	145.3
21	28 ALEJANDRA FERNÁNDEZ	ESP	AC RACING TEAM	HONDA	Pirelli		13	27:57.175	+45.298	141.7	5	2:06.733	144.2
22	29 RANDY TRUCHOT	FRA	MECAPROJETS TEAM ADO	HONDA	Pirelli		13	28:09.227	+57.350	140.7	13	2:08.857	141.8
23	47 YAROSLAV KARPUSHIN	KGZ	Frando Racing VHC Team	HONDA	Pirelli		13	28:27.075	+1:15.198	139.2	13	2:07.644	143.2

Not classified

22	JESÚS TORRES	ESP	Team Estrella Galicia 0,0	HONDA	Pirelli		7	14:37.718			3	2:03.547	147.9
23	IGNACIO GALÁN	ESP	Team Impala Honda	HONDA	Pirelli		7	15:22.256			3	2:05.536	145.6
73	VALENTÍN PERRONE	ARG	Frando Racing VHC Team	HONDA	Pirelli		4	8:22.219			3	2:03.056	148.5
30	MATTHIAS ROSTAGNI	FRA	BRS - Brechon Racing School	HONDA	Pirelli		4	8:26.793			4	2:05.176	146.0
26	PAU ALSINA	ESP	Team Estrella Galicia 0,0	HONDA	Pirelli		3	7:00.835			2	2:08.276	142.5
18	MATHIAS TAMBURINI	ITA	TEAM ECHOVIT PASINI RACING	HONDA	Pirelli		2	17:44.355					
72	DAVID DA COSTA	FRA	BRS - Brechon Racing School	HONDA	Pirelli		1	2:11.621					

Pole Position:

Fastest Lap:

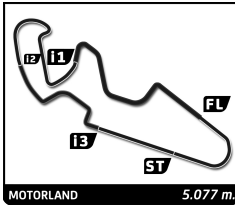
Lap3	VALENTÍN PERRONE	2:03.056	148.5 Kph
------	------------------	----------	-----------

RIDER #31 - LOST TRANSPONDER SIGNAL SINCE 12:15:30 (LAP 7)
RIDER #11 - TIME PENALTY OF 3 SECONDS - STARTING PROCEDURE

Published at:

Track Status: **DRY**

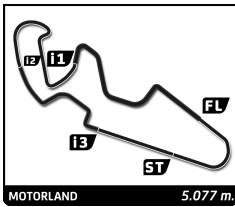
<p>Clerk of the Course: Jose Luis Omella</p>	<p>Timekeeper: Alberto Estébanez</p> 
---	---



ETC FIM JuniorGP 2024 - MOTORLAND ARAGON Race 1

Best Sector Times

Sector 1			Sector 2			Sector 3			Sector 4			Pos	No	Ideal Lap	Best Lap	
Pos	No	Rider	Time	No	Rider	Time	No	Rider	Time	No	Rider					Time
1	73	V.PERRONE	34.480	31	G.PUGLIESE	34.223	73	V.PERRONE	22.443	31	G.PUGLIESE	31.315	1	73	2:02.767	2:03.056 (1)
2	7	B.FERNÁNDEZ	34.582	33	E.BELLON	34.225	27	K.TINEZ	22.520	27	K.TINEZ	31.413	2	31	2:02.966	2:03.128 (3)
3	33	E.BELLON	34.583	73	V.PERRONE	34.249	11	D.GONZÁLEZ	22.593	90	LAGOSTINELLI	31.416	3	33	2:03.070	2:03.826 (9)
4	97	M.MORELLI	34.584	7	B.FERNÁNDEZ	34.274	22	J.TORRES	22.612	7	B.FERNÁNDEZ	31.490	4	7	2:03.116	2:03.116 (2)
5	31	G.PUGLIESE	34.666	97	M.MORELLI	34.285	71	C.CANO	22.641	33	E.BELLON	31.516	5	90	2:03.190	2:03.273 (4)
6	71	C.CANO	34.668	90	LAGOSTINELLI	34.294	97	M.MORELLI	22.652	71	C.CANO	31.553	6	97	2:03.224	2:03.622 (6)
7	90	LAGOSTINELLI	34.691	22	J.TORRES	34.310	33	E.BELLON	22.746	73	V.PERRONE	31.595	7	27	2:03.341	2:03.773 (8)
8	11	D.GONZÁLEZ	34.724	69	F.BUJOSA	34.342	70	K.DANIEL JR	22.758	41	Y.CERPA	31.600	8	71	2:03.409	2:03.654 (7)
9	37	M.NIKOLIS	34.849	27	K.TINEZ	34.404	69	F.BUJOSA	22.759	97	M.MORELLI	31.703	9	22	2:03.547	2:03.547 (5)
10	22	J.TORRES	34.854	70	K.DANIEL JR	34.455	31	G.PUGLIESE	22.762	88	N.MIROSLAVOV	31.716	10	11	2:03.613	2:03.910 (10)
11	70	K.DANIEL JR	34.930	11	D.GONZÁLEZ	34.534	7	B.FERNÁNDEZ	22.770	81	M.GABARRINI	31.717	11	70	2:03.917	2:04.154 (12)
12	69	F.BUJOSA	34.944	71	C.CANO	34.547	90	LAGOSTINELLI	22.789	14	E.GUTIÉRREZ	31.735	12	69	2:04.093	2:04.093 (11)
13	30	M.ROSTAGNI	34.965	30	M.ROSTAGNI	34.549	20	F.KRATOCHWIL	22.864	11	D.GONZÁLEZ	31.762	13	37	2:04.109	2:04.289 (13)
14	14	E.GUTIÉRREZ	34.990	41	Y.CERPA	34.586	37	M.NIKOLIS	22.877	22	J.TORRES	31.771	14	20	2:04.360	2:04.578 (14)
15	55	M.LOU	34.991	37	M.NIKOLIS	34.605	81	M.GABARRINI	22.942	70	K.DANIEL JR	31.774	15	81	2:04.491	2:04.592 (15)
16	27	K.TINEZ	35.004	20	F.KRATOCHWIL	34.616	30	M.ROSTAGNI	22.999	37	M.NIKOLIS	31.778	16	30	2:04.519	2:05.176 (20)
17	20	F.KRATOCHWIL	35.071	88	N.MIROSLAVOV	34.719	88	N.MIROSLAVOV	23.044	20	F.KRATOCHWIL	31.809	17	88	2:04.580	2:04.772 (16)
18	81	M.GABARRINI	35.083	81	M.GABARRINI	34.749	55	M.LOU	23.063	23	I.GALÁN	31.819	18	41	2:04.596	2:04.843 (18)
19	88	N.MIROSLAVOV	35.101	55	M.LOU	34.764	14	E.GUTIÉRREZ	23.153	55	M.LOU	31.823	19	55	2:04.641	2:04.816 (17)
20	10	A.ALMEIDA	35.244	36	E.BOXBERGER	34.771	41	Y.CERPA	23.154	18	M.TAMBURINI	31.828	20	14	2:04.717	2:05.015 (19)
21	6	B.CAILLET	35.246	14	E.GUTIÉRREZ	34.839	6	B.CAILLET	23.178	30	M.ROSTAGNI	32.006	21	23	2:05.152	2:05.536 (21)
22	41	Y.CERPA	35.256	23	I.GALÁN	34.869	23	I.GALÁN	23.188	69	F.BUJOSA	32.048	22	6	2:05.551	2:05.807 (22)
23	23	I.GALÁN	35.276	10	A.ALMEIDA	34.965	10	A.ALMEIDA	23.216	36	E.BOXBERGER	32.098	23	36	2:05.552	2:05.820 (24)
24	18	M.TAMBURINI	35.379	6	B.CAILLET	34.974	28	A.FERNÁNDEZ	23.248	72	D.DA COSTA	32.126	24	10	2:05.591	2:05.815 (23)
25	36	E.BOXBERGER	35.431	72	D.DA COSTA	35.011	36	E.BOXBERGER	23.252	6	B.CAILLET	32.153	25	18	2:05.759	
26	28	A.FERNÁNDEZ	35.734	28	A.FERNÁNDEZ	35.167	18	M.TAMBURINI	23.381	10	A.ALMEIDA	32.166	26	28	2:06.482	2:06.733 (25)
27	72	D.DA COSTA	35.796	18	M.TAMBURINI	35.171	47	Y.KARPUSHIN	23.490	28	A.FERNÁNDEZ	32.333	27	72	2:06.499	
28	47	Y.KARPUSHIN	35.943	47	Y.KARPUSHIN	35.472	72	D.DA COSTA	23.566	47	Y.KARPUSHIN	32.619	28	47	2:07.524	2:07.644 (26)
29	26	P.ALSINA	35.976	26	P.ALSINA	35.579	26	P.ALSINA	23.573	26	P.ALSINA	32.927	29	26	2:08.055	2:08.276 (27)
30	29	R.TRUCHOT	35.993	29	R.TRUCHOT	35.762	29	R.TRUCHOT	23.732	29	R.TRUCHOT	33.114	30	29	2:08.601	2:08.857 (28)

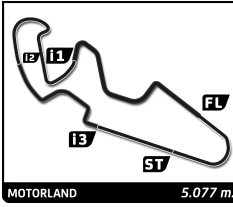


ETC FIM JuniorGP 2024 - MOTORLAND ARAGON

Race 1

Best Top Speed

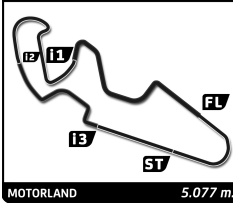
No Rider	Team	Class	Top 1		Top 2		Top 3		Top 4		Top 5		
			Kph	Lap	Kph	Lap	Kph	Lap	Kph	Lap	Kph	Lap	Avg
41	YVONNE CERPA	ilusion racing	224.5	1	219.5	10	219.5	3	218.6	13	218.6	4	220,1
11	DAVID GONZÁLEZ	AC RACING TEAM	223.6	12	222.2	9	220.0	11	216.4	7	216.4	5	219,7
71	CARLOS CANO	SeventyTwo Artbox Racing Team	223.6	9	218.6	5	218.2	7	216.0	12	216.0	3	218,5
7	BEÑAT FERNÁNDEZ	Frando Racing VHC Team	222.7	7	220.9	2	219.5	8	219.5	4	219.5	1	220,4
20	FYNN KRATOCHWIL	LIQUI MOLY HUSQVARNA INTACT GP JUNIOR TEAM	222.7	2	220.4	7	219.5	1	218.2	3	217.7	10	219,7
81	MATTEO GABARRINI	TEAM ECHOVIT PASINI RACING	222.7	5	220.4	1	219.5	12	218.6	2	218.2	11	219,9
70	KRISTIAN DANIEL JR	AGR TEAM	221.8	6	220.4	9	220.0	7	219.5	10	219.1	8	220,2
88	NIKOLA MIROSLAVOV	ilusion racing	221.8	13	221.8	1	220.4	2	219.1	3	216.0	4	219,8
90	LUCA AGOSTINELLI	TEAM ECHOVIT PASINI RACING	221.8	12	220.9	3	219.1	4	218.2	1	216.4	11	219,3
33	ENZO BELLON	Team Estrella Galicia 0,0	221.3	5	220.9	6	219.5	7	218.6	10	218.2	2	219,7
23	IGNACIO GALÁN	Team Impala Honda	220.9	1	217.3	2	216.4	4	216.4	5	216.0	3	217,4
31	GIULIO PUGLIESE	CFMOTO Aspar Junior Team	220.9	4	220.9	3	220.4	1	218.6	6	218.2	5	219,8
55	MIKEY LOU	MIR RACING FINETWORK TEAM	220.0	11	219.1	1	217.7	9	217.3	8	216.9	2	218,2
73	VALENTÍN PERRONE	Frando Racing VHC Team	220.0	1	220.0	4	213.4	2	213.4	3			216,7
14	EDU GUTIÉRREZ	CFMOTO Aspar Junior Team	219.5	1	218.2	8	216.9	2	215.6	10	215.6	9	217,2
27	KERMAN TINEZ	MIR RACING FINETWORK TEAM	219.5	4	219.1	12	218.6	10	218.6	8	218.6	6	218,9
37	MARIANOS NIKOLIS	Team Estrella Galicia 0,0	219.5	8	217.3	12	215.6	7	215.1	2	213.4	6	216,2
97	MARCO MORELLI	MLav Racing	219.5	3	219.1	9	219.1	7	217.3	2	217.3	1	218,5
22	JESÚS TORRES	Team Estrella Galicia 0,0	219.1	7	216.4	1	216.0	4	215.1	5	213.9	3	216,1
18	MATHIAS TAMBURINI	TEAM ECHOVIT PASINI RACING	217.7	1	217.7	2							217,7
28	ALEJANDRA FERNÁNDEZ	AC RACING TEAM	216.9	2	216.0	1	213.4	3	213.0	4	210.5	5	214,0
30	MATTHIAS ROSTAGNI	BRS - Brechon Racing School	216.0	1	215.6	4	214.3	3	212.2	2			214,5
72	DAVID DA COSTA	BRS - Brechon Racing School	215.6	1									215,6
6	BENJAMIN CAILLET	JEG TAKE OFF GP	215.1	1	214.7	2	213.9	12	212.6	4	211.4	3	213,5
36	EVAN BOXBERGER	JEG TAKE OFF GP	215.1	3	213.9	5	213.9	1	213.4	2	211.8	7	213,6
10	AFONSO ALMEIDA	AGR TEAM	214.3	1	213.4	8	213.0	10	213.0	4	212.2	5	213,2
69	FERNANDO BUJOSA	Team Estrella Galicia 0,0	211.4	2	210.5	11	210.5	10	209.3	3	208.9	12	210,1
47	YAROSLAV KARPUSHIN	Frando Racing VHC Team	209.7	10	209.7	3	208.9	8	208.9	4	208.5	6	209,1
29	RANDY TRUCHOT	MECAPROJETS TEAM ADO	208.5	1	205.7	2	205.3	4	204.9	5	204.9	3	205,9
26	PAU ALSINA	Team Estrella Galicia 0,0	206.1	1	206.1	2	193.2	3					201,8



ETC
FIM JuniorGP 2024 - MOTORLAND ARAGON
Race 1

Lap Chart

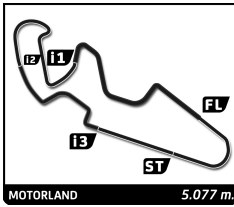
No	Pos	Grid	Lap												
			1	2	3	4	5	6	7	8	9	10	11	12	13
71	1	71	11	11	27	71	90	31	90	90	31	31	97	71	31
70	2	70	70	27	70	70	22	71	11	27	90	90	31	31	97
27	3	27	27	70	11	11	71	11	71	7	7	11	71	97	71
90	4	90	55	71	71	22	11	90	31	11	27	97	90	27	27
55	5	55	22	22	22	31	31	22	97	71	11	27	11	90	7
28	6	28	97	90	90	90	7	27	7	97	97	71	27	7	90
11	7	11	73	31	31	27	70	7	27	31	71	7	7	33	11
22	8	22	90	55	7	7	27	97	33	70	70	70	33	11	70
47	9	47	71	7	73	97	97	70	70	33	33	33	70	70	33
97	10	97	31	33	33	33	33	33	22	55	37	55	55	55	55
23	11	23	7	97	97	73	55	55	55	37	55	37	37	37	37
73	12	73	33	73	55	55	69	69	69	69	69	69	69	69	69
26	13	26	30	69	69	69	37	37	37	20	88	88	88	81	81
69	14	69	69	30	30	37	88	88	88	14	20	20	14	88	88
33	15	33	81	37	37	30	14	14	14	88	14	14	20	20	20
81	16	81	37	14	14	14	20	20	20	81	81	41	81	41	41
31	17	31	72	81	81	88	81	81	81	41	41	81	41	14	14
30	18	30	18	88	88	81	23	41	41	6	6	36	36	36	36
7	19	7	14	41	41	23	41	6	6	10	36	10	10	6	10
72	20	72	28	23	23	20	6	36	36	36	10	6	6	10	6
37	21	37	88	20	20	41	36	10	10	28	28	28	28	28	28
29	22	29	23	28	6	6	10	28	28	29	29	29	29	29	29
88	23	88	41	6	28	36	28	23	29	47	47	47	47	47	47
10	24	10	20	36	36	10	29	29	23						
20	25	20	10	10	10	28	47	47							
14	26	14	6	29	29	29									
36	27	36	36	26	47	47									
6	28	6	29	47	26										
41	29	41	26	18											
18	30	18	47												



ETC
FIM JuniorGP 2024 - MOTORLAND ARAGON
Race 1

Fastest Lap Sequence

Elapsed	No Rider	Team	Bike	Class	Time	Kph	Lap
4:11.218	11 DAVID GONZÁLEZ	AC RACING TEAM	HONDA		2:03.910	147.5	2
4:11.285	27 KERMAN TINEZ	MIR RACING FINETWORK TEAM	HONDA		2:03.773	147.7	2
6:16.072	71 CARLOS CANO	SeventyTwo Artbox Racing Team	HONDA		2:03.654	147.8	3
6:16.697	22 JESÚS TORRES	Team Estrella Galicia 0.0	HONDA		2:03.547	147.9	3
6:16.743	90 LUCA AGOSTINELLI	TEAM ECHOVIT PASINI RACING	HONDA		2:03.273	148.3	3
6:16.810	31 GIULIO PUGLIESE	CFMOTO Aspar Junior Team	HONDA		2:03.128	148.4	3
6:17.148	7 BEÑAT FERNÁNDEZ	Frando Racing VHC Team	HONDA		2:03.116	148.5	3
6:17.974	73 VALENTÍN PERRONE	Frando Racing VHC Team	HONDA		2:03.056	148.5	3

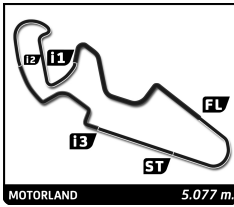


ETC FIM JuniorGP 2024 - MOTORLAND ARAGON Race 1

Analysis by lap

Lapped 18

No	Lap Time	Gap	No	Lap Time	Gap	No	Lap Time	Gap	No	Lap Time	Gap	No	Lap Time	Gap			
Lap 1			36	2:06.757	9.156	20	2:05.547	9.350	36	2:06.099	14.021	29	2:09.250	39.926			
11	2:07.308	0.000	10	2:07.548	9.680	41	2:06.039	9.562	10	2:05.815	14.452	18	15:32.648	6 Laps	47	2:08.360	1:05.173
70	2:07.378	0.070	29	2:10.333	14.607	6	2:06.441	12.196	28	2:07.698	17.330	Lap 9					
27	2:07.512	0.204	26	2:08.276	30.817	36	2:06.458	12.257	23	2:20.229	25.640	31	2:05.217				
55	2:07.876	0.568	47	2:09.309	39.877	10	2:06.137	12.710	29	2:09.191	32.524	90	2:05.833	0.007			
22	2:08.019	0.711	Lap 3			28	2:07.268	13.054	47	2:08.379	54.748	7	2:05.649	0.041			
97	2:08.283	0.975	27	2:04.594		29	2:09.038	23.620	Lap 7			27	2:05.898	0.123			
73	2:08.357	1.049	70	2:04.373	0.026	47	2:08.435	47.883	90	2:05.103		11	2:05.682	0.250			
90	2:08.373	1.065	11	2:04.731	0.070	Lap 5			71	2:05.439	0.186						
71	2:08.377	1.069	71	2:03.654	0.193	90	2:04.543		31	2:05.651	0.384	97	2:05.614	0.329			
31	2:08.515	1.207	22	2:03.547	0.818	22	2:04.762	0.081	97	2:05.148	0.467	71	2:05.783	0.392			
7	2:08.593	1.285	90	2:03.273	0.864	71	2:04.911	0.129	7	2:05.285	0.549	70	2:05.786	0.684			
33	2:08.868	1.560	31	2:03.128	0.931	11	2:04.923	0.226	27	2:05.657	0.800	33	2:05.803	0.789			
30	2:10.199	2.891	7	2:03.116	1.269	31	2:05.131	0.497	33	2:05.780	1.220	37	2:06.049	3.897			
69	2:10.377	3.069	73	2:03.056	2.095	7	2:04.407	0.507	70	2:05.931	1.306	55	2:06.335	4.053			
81	2:11.301	3.993	33	2:04.031	2.222	70	2:05.392	0.635	22	2:06.446	1.560	69	2:06.315	4.204			
37	2:11.371	4.063	97	2:04.119	2.367	27	2:05.149	0.798	55	2:05.354	3.186	88	2:05.732	9.307			
72	2:11.621	4.313	55	2:05.024	3.053	97	2:04.658	1.008	69	2:05.284	3.290	20	2:06.205	9.478			
18	2:11.707	4.399	69	2:04.093	3.401	33	2:04.642	1.051	37	2:04.289	3.561	14	2:06.079	9.548			
14	2:11.782	4.474	30	2:05.299	5.738	55	2:05.147	3.377	88	2:05.768	8.773	81	2:06.615	12.076			
28	2:12.051	4.743	37	2:05.235	5.814	69	2:05.309	3.711	14	2:05.803	9.338	41	2:05.570	12.125			
88	2:12.188	4.880	14	2:05.015	6.495	37	2:04.431	5.577	20	2:04.578	9.400	6	2:07.414	17.230			
23	2:12.383	5.075	81	2:06.291	7.927	88	2:05.181	8.310	81	2:05.676	11.569	36	2:06.806	17.278			
41	2:12.556	5.248	88	2:05.561	7.996	14	2:06.117	8.537	41	2:05.652	11.621	10	2:07.316	17.781			
20	2:13.221	5.913	41	2:05.602	8.380	20	2:05.795	10.363	6	2:06.005	14.698	28	2:12.084	29.687			
10	2:13.350	6.042	23	2:05.536	8.469	81	2:06.174	10.634	36	2:05.962	14.716	29	2:09.452	43.552			
6	2:13.396	6.088	20	2:05.218	8.660	23	2:06.273	10.784	10	2:06.218	15.403	47	2:08.239	1:07.586			
36	2:13.617	6.309	6	2:06.655	10.612	41	2:06.100	10.880	28	2:08.258	20.321	Lap 10					
29	2:15.492	8.184	28	2:06.990	10.643	6	2:05.807	13.221	29	2:09.004	36.261	31	2:06.520				
26	2:33.759	26.451	36	2:06.161	10.656	36	2:05.820	13.295	23	2:25.725	46.098	90	2:06.517	0.004			
47	2:41.786	34.478	10	2:06.411	11.430	10	2:06.082	14.010	47	2:12.917	1:02.398	11	2:06.326	0.056			
Lap 2			29	2:09.493	19.439	28	2:06.733	15.005	Lap 8			97	2:06.253	0.062			
11	2:03.910		47	2:09.089	44.305	29	2:09.868	28.706	90	2:05.585		27	2:06.546	0.149			
27	2:03.773	0.067	26	2:18.800	44.956	47	2:08.641	51.742	27	2:04.836	0.051	71	2:06.306	0.178			
70	2:04.154	0.314	Lap 4			Lap 6			7	2:05.254	0.218	7	2:06.792	0.313			
71	2:04.041	1.200	71	2:04.664		31	2:04.876		11	2:05.850	0.394	70	2:06.462	0.626			
22	2:05.131	1.932	70	2:04.856	0.025	71	2:05.258	0.014	71	2:05.834	0.435	33	2:06.384	0.653			
90	2:05.097	2.252	11	2:04.872	0.085	11	2:05.205	0.058	97	2:05.659	0.541	55	2:06.476	4.009			
31	2:05.167	2.464	22	2:04.140	0.101	90	2:05.537	0.164	37	2:05.659	0.541	37	2:06.749	4.126			
55	2:06.032	2.690	31	2:04.074	0.148	22	2:05.673	0.381	97	2:05.810	0.609	69	2:06.539	4.223			
7	2:05.439	2.814	90	2:04.232	0.239	27	2:04.985	0.410	70	2:05.003	0.724	88	2:06.267	9.054			
33	2:05.202	2.852	27	2:05.288	0.431	7	2:05.397	0.531	33	2:05.177	0.812	20	2:06.271	9.229			
97	2:05.844	2.909	7	2:04.470	0.882	97	2:04.951	0.586	55	2:05.943	3.544	14	2:06.250	9.278			
73	2:06.561	3.700	97	2:03.622	1.132	70	2:05.380	0.642	37	2:05.698	3.674	41	2:05.317	10.922			
69	2:04.810	3.969	33	2:03.826	1.191	33	2:05.029	0.707	69	2:06.010	3.715	81	2:05.500	11.056			
30	2:06.119	5.100	73	2:04.245	1.483	55	2:05.095	3.099	20	2:05.284	9.099	36	2:07.302	18.060			
37	2:05.087	5.240	55	2:04.816	3.012	69	2:04.935	3.273	14	2:05.542	9.295	10	2:08.004	19.265			
14	2:05.577	6.141	69	2:04.640	3.184	37	2:04.335	4.539	88	2:06.213	9.401	6	2:08.616	19.326			
81	2:06.214	6.297	37	2:04.971	5.928	88	2:05.335	8.272	81	2:06.303	12.287	28	2:09.764	32.931			
88	2:06.126	7.096	30	2:05.176	6.057	14	2:05.638	8.802	41	2:06.345	12.381	29	2:09.757	46.789			
41	2:06.101	7.439	14	2:05.564	7.202	20	2:05.099	10.089	6	2:06.529	15.642	47	2:07.859	1:08.925			
23	2:06.429	7.594	88	2:04.772	7.911	81	2:05.899	11.160	10	2:06.473	16.291	Lap 11					
20	2:06.100	8.103	81	2:06.172	9.242	41	2:05.729	11.236	36	2:07.167	16.298	97	2:05.218				
28	2:07.481	8.314	23	2:05.681	9.293	6	2:06.112	13.960	28	2:08.693	23.429						
6	2:06.440	8.618															



ETC

FIM JuniorGP 2024 - MOTORLAND ARAGON

Race 1

Analysis by lap

Lapped ■

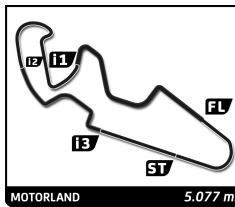
No	Lap Time	Gap	No	Lap Time	Gap	No	Lap Time	Gap	No	Lap Time	Gap
31	2:05.674	0.394	70	2:05.422	2.002						
71	2:05.558	0.456	33	2:06.716	2.333						
90	2:05.740	0.464	55	2:07.255	7.107						
11	2:05.717	0.493	37	2:07.239	7.265						
27	2:05.715	0.584	69	2:07.047	7.445						
7	2:05.616	0.649	81	2:04.592	7.716						
33	2:05.991	1.364	88	2:05.231	8.463						
70	2:07.801	3.147	20	2:05.287	8.547						
55	2:06.744	5.473	41	2:04.843	8.621						
37	2:06.716	5.562	14	2:08.348	12.601						
69	2:06.786	5.729	36	2:08.394	23.980						
88	2:05.928	9.702	10	2:08.570	28.850						
14	2:06.075	10.073	6	2:08.701	28.893						
20	2:06.189	10.138	28	2:10.304	45.298						
81	2:04.944	10.720	29	2:08.857	57.350						
41	2:05.207	10.849	47	2:07.644	1:15.198						
36	2:07.547	20.327									
10	2:08.853	22.838									
6	2:10.375	24.421									
28	2:09.900	37.551									
29	2:09.788	51.297									
47	2:08.225	1:11.870									

Lap 12

71	2:06.190	
31	2:06.416	0.164
97	2:06.819	0.173
27	2:06.288	0.226
90	2:06.451	0.269
7	2:06.326	0.329
33	2:06.761	1.479
11	2:08.187	2.034
70	2:05.941	2.442
55	2:06.887	5.714
37	2:06.972	5.888
69	2:07.177	6.260
81	2:04.912	8.986
88	2:06.038	9.094
20	2:05.630	9.122
41	2:05.437	9.640
14	2:06.688	10.115
36	2:07.767	21.448
6	2:08.279	26.054
10	2:09.950	26.142
28	2:09.951	40.856
29	2:09.704	54.355
47	2:08.192	1:13.416

Lap 13

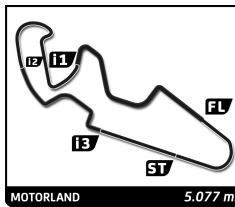
31	2:05.698	
97	2:05.912	0.223
71	2:06.123	0.261
27	2:05.991	0.355
7	2:05.952	0.419
90	2:06.020	0.427
11	2:05.735	1.907



ETC FIM JuniorGP 2024 - MOTORLAND ARAGON Race 1 Sector Analysis

— Invalidated Lap ■ Personal Best ■ Session Best B Crossing the pit lane

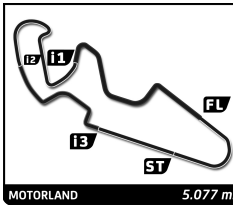
Lap	Time	Sector 1	Sector 2	Sector 3	Sector 4	T.Spd	Lap	Time	Sector 1	Sector 2	Sector 3	Sector 4	T.Spd
31 GIULIO PUGLIESE CFMOTO Aspar Junior Team HONDA													
1	2:08.515	39.169	35.010	22.942	31.394	220.4	7	2:05.657	35.218	35.155	23.235	32.049	218.2
2	2:05.167	35.495	34.901	23.391	31.380	218.2	8	2:04.836	35.109	34.808	23.337	31.582	218.6
3	2:03.128	34.666	34.223	22.924	31.315	220.9	9	2:05.898	35.577	35.087	23.298	31.936	216.9
4	2:04.074	34.895	34.614	22.910	31.655	220.9	10	2:06.546	36.141	35.142	23.191	32.072	218.6
5	2:05.131	35.649	35.298	22.762	31.422	218.2	11	2:05.715	35.735	34.993	23.006	31.981	216.9
6	2:04.876	35.094	34.789	23.226	31.767	218.6	12	2:06.288	35.662	34.974	23.447	32.205	219.1
7	2:05.651	35.407	34.947	22.937	32.360	210.5	13	2:05.991	35.716	34.606	23.259	32.410	213.9
8	2:05.810												
9	2:05.217												
10	2:06.520												
11	2:05.674												
12	2:06.416												
13	2:05.698												
97 MARCO MORELLI MLav Racing HONDA													
1	2:08.283	38.110	34.886	23.377	31.910	217.3							
2	2:05.844	35.595	35.102	23.048	32.099	217.3							
3	2:04.119	35.110	34.654	22.652	31.703	219.5							
4	2:03.622	34.584	34.285	22.867	31.886	214.3							
5	2:04.658	35.005	35.086	22.787	31.780	216.4							
6	2:04.951	34.934	34.986	22.999	32.032	216.0							
7	2:05.148	35.247	35.006	23.042	31.853	219.1							
8	2:05.659	35.281	34.863	23.051	32.464	210.9							
9	2:05.614	35.486	34.826	23.308	31.994	219.1							
10	2:06.253	35.885	34.975	22.788	32.605	212.2							
11	2:05.218	35.165	34.799	22.692	32.562	210.1							
12	2:06.819	35.922	35.166	23.018	32.713	213.4							
13	2:05.912	35.574	34.748	23.044	32.546	212.6							
71 CARLOS CANO SeventyTwo Artbox Racing Team HONDA													
1	2:08.377	38.177	34.977	23.463	31.760	213.0							
2	2:04.041	34.963	34.547	22.641	31.890	211.4							
3	2:03.654	34.668	34.571	22.862	31.553	216.0							
4	2:04.664	34.863	34.821	22.788	32.192	211.8							
5	2:04.911	35.568	34.701	22.850	31.792	218.6							
6	2:05.258	35.229	34.745	23.073	32.211	210.5							
7	2:05.439	35.176	35.071	23.470	31.722	218.2							
8	2:05.834	35.627	34.853	23.200	32.154	211.8							
9	2:05.783	35.718	35.089	23.159	31.817	223.6							
10	2:06.306	35.751	34.997	23.317	32.241	214.3							
11	2:05.558	35.666	34.931	22.795	32.166	212.2							
12	2:06.190	35.598	34.991	23.469	32.132	216.0							
13	2:06.123	35.818	34.928	23.128	32.249	210.5							
27 KERMAN TINEZ MIR RACING FINETWORK TEAM HONDA													
1	2:07.512	37.766	35.048	22.940	31.758	213.0							
2	2:03.773	35.032	34.404	22.520	31.817	212.2							
3	2:04.594	35.004	34.503	22.898	32.189	212.2							
4	2:05.288	35.666	34.753	23.230	31.639	219.5							
5	2:05.149	35.628	35.038	23.070	31.413	217.7							
6	2:04.985	35.291	34.885	23.079	31.730	218.6							
7 BEÑAT FERNÁNDEZ Frando Racing VHC Team HONDA													
1	2:08.593	38.959	35.066	22.934	31.634	219.5							
2	2:05.439	35.339	35.109	23.385	31.606	220.9							
3	2:03.116	34.582	34.274	22.770	31.490	217.3							
4	2:04.470	34.715	34.592	23.329	31.834	219.5							
5	2:04.407	35.110	34.738	22.772	31.787	214.3							
6	2:05.397	35.252	34.729	23.235	32.181	212.2							
7	2:05.285	35.591	34.760	23.354	31.580	222.7							
8	2:05.254	35.550	34.777	23.308	31.619	219.5							
9	2:05.649	35.318	35.016	23.303	32.012	215.1							
10	2:06.792	36.051	35.270	23.474	31.997	216.0							
11	2:05.616	35.695	35.083	23.080	31.758	219.1							
12	2:06.326	35.491	35.016	23.256	32.563	211.8							
13	2:05.952	35.686	34.888	23.086	32.292	211.8							
90 LUCA AGOSTINELLI TEAM ECHOVIT PASINI RACING HONDA													
1	2:08.373	37.940	35.001	23.586	31.846	218.2							
2	2:05.097	35.327	34.974	23.105	31.691	216.4							
3	2:03.273	34.774	34.294	22.789	31.416	220.9							
4	2:04.232	34.691	34.632	23.330	31.579	219.1							
5	2:04.543	35.214	34.320	22.939	32.070	212.6							
6	2:05.537	35.179	34.994	22.943	32.421	210.1							
7	2:05.103	35.110	35.014	23.177	31.802	216.0							
8	2:05.585	35.173	35.069	23.087	32.256	212.2							
9	2:05.833	35.369	35.051	23.160	32.253	210.9							
10	2:06.517	35.713	34.985	23.398	32.421	211.8							
11	2:05.740	35.747	34.808	23.184	32.001	216.4							
12	2:06.451	35.935	35.140	23.312	32.064	221.8							
13	2:06.020	35.738	35.087	23.097	32.098	214.3							
11 DAVID GONZÁLEZ AC RACING TEAM HONDA													
1	2:07.308	37.635	34.726	22.961	31.986	211.4							
2	2:03.910	34.724	34.534	22.593	32.059	209.7							
3	2:04.731	34.857	34.663	23.116	32.095	208.9							
4	2:04.872	35.111	34.765	22.952	32.044	212.6							
5	2:04.923	35.516	34.955	22.690	31.762	216.4							
6	2:05.205	35.246	34.813	23.013	32.133	212.2							
7	2:05.338	35.464	34.971	23.061	31.842	216.4							
8	2:05.850	35.332	34.876	23.414	32.228	209.3							
9	2:05.682	35.657	35.034	23.183	31.808	222.2							
10	2:06.326	35.700	34.939	23.417	32.270	216.0							
11	2:05.717	35.702	35.044	23.177	31.794	220.0							
12	2:08.187	35.800	35.380	23.270	33.737	223.6							
13	2:05.735	35.364	34.977	22.939	32.455	213.4							



ETC FIM JuniorGP 2024 - MOTORLAND ARAGON Race 1 Sector Analysis

— Invalidated Lap ■ Personal Best ■ Session Best B Crossing the pit lane


Lap	Time	Sector 1	Sector 2	Sector 3	Sector 4	T.Sp	Lap	Time	Sector 1	Sector 2	Sector 3	Sector 4	T.Sp
70 KRISTIAN DANIEL JR USA AGR TEAM HONDA							7	2:04.289	34.900	34.656	22.955	31.778	215.6
1	2:07.378	37.158	35.010	22.915	32.295	209.3	8	2:05.698	35.244	34.955	23.415	32.084	219.5
2	2:04.154	34.935	34.553	22.883	31.783	213.9	9	2:06.049	35.321	35.175	23.181	32.372	211.8
3	2:04.373	34.930	34.455	23.050	31.938	210.1	10	2:06.749	35.509	35.229	23.321	32.690	210.5
4	2:04.856	35.314	34.677	22.758	32.107	216.0	11	2:06.716	35.470	35.378	23.180	32.688	209.3
5	2:05.392	35.675	34.892	23.051	31.774	216.0	12	2:06.972	36.029	35.238	23.257	32.448	217.3
6	2:05.380	35.283	34.777	23.409	31.911	221.8	13	2:07.239	35.734	35.224	23.511	32.770	209.3
7	2:05.931	35.323	34.956	23.461	32.191	220.0							
8	2:05.003	35.132	34.496	23.371	32.004	219.1	69 FERNANDO BUJOSA ESP Team Estrella Galicia 0,0 HONDA						
9	2:05.786	35.554	35.025	23.197	32.010	220.4	1	2:10.377	39.200	35.710	22.976	32.491	206.9
10	2:06.462	35.762	35.214	23.297	32.189	219.5	2	2:04.810	35.028	34.683	23.042	32.057	211.4
11	2:07.801	35.742	34.972	24.057	33.030	210.9	3	2:04.093	34.944	34.342	22.759	32.048	209.3
12	2:05.941	35.614	34.887	22.995	32.445	212.6	4	2:04.640	34.952	34.543	22.918	32.227	208.5
13	2:05.422	35.322	34.812	22.951	32.337	214.3	5	2:05.309	35.381	34.617	22.890	32.421	206.9
							6	2:04.935	35.029	34.670	22.989	32.247	207.3
							7	2:05.284	35.128	34.772	22.952	32.432	207.7
							8	2:06.010	35.191	34.875	22.861	33.083	203.0
							9	2:06.315	35.704	35.062	23.031	32.518	207.7
							10	2:06.539	35.576	35.089	23.235	32.639	210.5
							11	2:06.786	35.563	35.271	23.192	32.760	210.5
							12	2:07.177	35.963	35.233	23.255	32.726	208.9
							13	2:07.047	35.637	35.193	23.360	32.857	207.3
							81 MATTEO GABARRINI ITA TEAM ECHOVIT PASINI RACING HONDA						
							1	2:11.301	39.780	35.750	23.782	31.989	220.4
							2	2:06.214	35.694	35.136	23.230	32.154	218.6
							3	2:06.291	35.599	35.195	23.367	32.130	218.2
							4	2:06.172	35.585	34.886	23.552	32.149	216.4
							5	2:06.174	35.895	35.225	23.337	31.717	222.7
							6	2:05.899	35.237	35.407	23.190	32.065	215.6
							7	2:05.676	35.385	34.856	23.509	31.926	218.2
							8	2:06.303	35.901	34.918	23.483	32.001	215.6
							9	2:05.615	35.454	34.944	23.106	32.111	216.9
							10	2:05.500	35.485	34.841	23.010	32.164	216.9
							11	2:04.944	35.289	34.879	22.986	31.790	218.2
							12	2:04.912	35.148	34.764	23.169	31.831	219.5
							13	2:04.592	35.083	34.749	22.942	31.818	216.9
							88 NIKOLA MIROSLAVOV BUL ilusion racing HONDA						
							1	2:12.188	40.332	35.857	24.115	31.884	221.8
							2	2:06.126	35.434	35.239	23.350	32.103	220.4
							3	2:05.561	35.559	34.791	23.184	32.027	219.1
							4	2:04.772	35.188	34.719	23.044	31.821	216.0
							5	2:05.181	35.101	34.776	23.422	31.882	214.3
							6	2:05.335	35.226	34.934	23.127	32.048	213.9
							7	2:05.768	35.370	35.152	23.088	32.158	211.4
							8	2:06.213	35.389	35.100	23.509	32.215	214.7
							9	2:05.732	35.439	35.033	23.286	31.974	214.3
							10	2:06.267	35.616	35.102	23.332	32.217	211.8
							11	2:05.928	35.415	35.178	23.061	32.274	212.6
							12	2:06.038	35.541	35.034	23.130	32.333	215.6
							13	2:05.231	35.212	35.012	23.291	31.716	221.8
33 ENZO BELLON FRA Team Estrella Galicia 0,0 HONDA													
1	2:08.868	39.081	35.367	22.882	31.538	214.7							
2	2:05.202	35.254	35.137	23.283	31.528	218.2							
3	2:04.031	35.051	34.381	22.746	31.853	211.4							
4	2:03.826	34.583	34.225	23.127	31.891	214.3							
5	2:04.642	34.949	35.111	23.066	31.516	221.3							
6	2:05.029	35.125	34.897	23.142	31.865	220.9							
7	2:05.780	35.489	34.773	23.519	31.999	219.5							
8	2:05.177	35.360	34.732	23.185	31.900	217.7							
9	2:05.803	35.562	35.070	23.298	31.873	217.3							
10	2:06.384	35.719	35.050	23.485	32.130	218.6							
11	2:05.991	35.554	34.995	23.257	32.185	214.7							
12	2:06.761	35.583	35.307	23.256	32.615	210.5							
13	2:06.716	35.748	35.323	23.378	32.267	215.6							
55 MIKEY LOU USA MIR RACING FINETWORK TEAM HONDA													
1	2:07.876	37.483	35.102	23.385	31.906	219.1							
2	2:06.032	35.287	35.393	23.529	31.823	216.9							
3	2:05.024	35.067	34.920	23.212	31.825	216.4							
4	2:04.816	34.991	34.764	23.063	31.998	213.4							
5	2:05.147	35.309	34.778	23.234	31.826	215.1							
6	2:05.095	35.202	34.788	23.256	31.849	215.6							
7	2:05.354	35.138	34.844	23.317	32.055	214.7							
8	2:05.943	35.494	35.013	23.218	32.218	217.3							
9	2:06.335	35.918	35.241	23.231	31.945	217.7							
10	2:06.476	35.547	35.130	23.639	32.160	214.3							
11	2:06.744	35.786	35.472	23.434	32.052	220.0							
12	2:06.887	35.914	35.145	23.274	32.554	213.0							
13	2:07.255	35.704	35.379	23.842	32.330	212.6							
37 MARIANOS NIKOLIS AUS Team Estrella Galicia 0,0 HONDA													
1	2:11.371	39.683	35.904	23.486	32.298	212.2							
2	2:05.087	35.356	34.915	23.023	31.793	215.1							
3	2:05.235	35.093	34.821	23.071	32.250	209.3							
4	2:04.971	35.104	34.818	22.941	32.108	208.9							
5	2:04.431	34.960	34.638	22.877	31.956	211.8							
6	2:04.335	34.849	34.605	22.968	31.913	213.4							



ETC FIM JuniorGP 2024 - MOTORLAND ARAGON Race 1 Sector Analysis

— Invalidated Lap ■ Personal Best ■ Session Best B Crossing the pit lane

Lap	Time	Sector 1	Sector 2	Sector 3	Sector 4	T.Sp	Lap	Time	Sector 1	Sector 2	Sector 3	Sector 4	T.Sp
20 FYNNA KRATOCHWIL DEU LIQUI MOLY HUSQVARNA INTACT C HONDA							7	2:05.962	35.431	34.771	23.414	32.346	211.8
1	2:13.221	41.026	36.560	23.586	32.049	219.5	8	2:07.167	35.653	35.052	23.777	32.685	210.1
2	2:06.100	35.629	34.959	23.450	32.062	222.7	9	2:06.806	35.762	34.991	23.252	32.801	208.9
3	2:05.218	35.486	34.717	23.206	31.809	218.2	10	2:07.302	36.165	35.067	23.338	32.732	207.3
4	2:05.547	35.351	34.814	23.313	32.069	213.4	11	2:07.547	36.159	35.229	23.418	32.741	207.3
5	2:05.795	35.599	35.101	23.003	32.092	216.0	12	2:07.767	35.942	35.384	23.549	32.892	206.9
6	2:05.099	35.193	34.616	23.074	32.216	213.9	13	2:08.394	36.229	35.467	23.680	33.018	205.3
7	2:04.578	35.127	34.701	22.864	31.886	220.4							
8	2:05.284	35.071	34.841	23.185	32.187	214.3	10 AFONSO ALMEIDA PRT AGR TEAM HONDA						
9	2:06.205	35.615	34.969	23.284	32.337	211.8	1	2:13.350	40.188	36.293	24.396	32.473	214.3
10	2:06.271	35.803	35.147	23.194	32.127	217.7	2	2:07.548	35.872	35.500	23.737	32.439	211.4
11	2:06.189	35.415	35.076	23.411	32.287	213.9	3	2:06.411	35.561	35.205	23.287	32.358	210.5
12	2:05.630	35.369	34.950	23.143	32.168	212.6	4	2:06.137	35.325	35.224	23.375	32.213	213.0
13	2:05.287	35.424	34.899	22.978	31.986	216.4	5	2:06.082	35.442	35.120	23.354	32.166	212.2
							6	2:05.815	35.244	35.178	23.216	32.177	210.9
							7	2:06.218	35.696	34.965	23.217	32.340	210.9
							8	2:06.473	35.333	35.229	23.458	32.453	213.4
							9	2:07.316	36.040	35.286	23.376	32.614	210.9
							10	2:08.004	36.145	35.696	23.514	32.649	213.0
							11	2:08.853	36.099	35.877	23.698	33.179	206.9
							12	2:09.950	36.437	36.439	23.919	33.155	208.1
							13	2:08.570	36.337	35.855	23.553	32.825	210.9
							6 BENJAMIN CAILLET FRA JEG TAKE OFF GP HONDA						
							1	2:13.396	40.732	36.133	24.118	32.413	215.1
							2	2:06.440	35.719	35.331	23.237	32.153	214.7
							3	2:06.655	35.593	35.144	23.453	32.465	211.4
							4	2:06.441	35.565	35.178	23.543	32.155	212.6
							5	2:05.807	35.375	35.072	23.178	32.182	210.9
							6	2:06.112	35.333	35.115	23.225	32.439	208.9
							7	2:06.005	35.246	34.974	23.278	32.507	209.7
							8	2:06.529	35.525	35.137	23.302	32.565	208.1
							9	2:07.414	35.792	35.514	23.260	32.848	205.7
							10	2:08.616	36.520	35.610	23.529	32.957	205.7
							11	2:10.375	37.400	36.035	23.991	32.949	208.1
							12	2:08.279	35.964	35.727	23.675	32.913	213.9
							13	2:08.701	36.171	35.819	23.627	33.084	202.6
							28 ALEJANDRA FERNÁNDEZ ESP AC RACING TEAM HONDA						
							1	2:12.051	39.409	36.251	24.058	32.333	216.0
							2	2:07.481	35.803	35.568	23.657	32.453	216.9
							3	2:06.990	35.755	35.233	23.659	32.343	213.4
							4	2:07.268	35.996	35.542	23.392	32.338	213.0
							5	2:06.733	35.734	35.167	23.248	32.584	210.5
							6	2:07.698	35.850	35.519	23.334	32.995	206.9
							7	2:08.258	36.061	35.469	23.535	33.193	206.1
							8	2:08.693	36.306	35.738	23.449	33.200	205.3
							9	2:12.084	36.356	35.599	26.566	33.563	203.0
							10	2:09.764	36.517	36.155	23.574	33.518	203.4
							11	2:09.900	36.472	36.117	23.687	33.624	203.0
							12	2:09.951	36.531	35.989	23.720	33.711	202.6
							13	2:10.304	36.649	36.171	23.760	33.724	201.9
41 YVONNE CERPA ESP ilusion racing HONDA													
1	2:12.556	40.828	35.880	23.997	31.851	224.5							
2	2:06.101	35.607	35.217	23.538	31.739	216.9							
3	2:05.602	35.624	34.792	23.503	31.683	219.5							
4	2:06.039	35.521	34.804	23.638	32.076	218.6							
5	2:06.100	35.719	35.129	23.525	31.727	218.2							
6	2:05.729	35.435	35.029	23.483	31.782	216.0							
7	2:05.652	35.491	34.711	23.276	32.174	212.2							
8	2:06.345	35.552	35.056	23.432	32.305	211.4							
9	2:05.570	35.479	34.888	23.252	31.951	215.1							
10	2:05.317	35.579	34.754	23.169	31.815	219.5							
11	2:05.207	35.582	34.790	23.164	31.671	218.2							
12	2:05.437	35.637	34.902	23.154	31.744	215.1							
13	2:04.843	35.256	34.586	23.401	31.600	218.6							
14 EDU GUTIÉRREZ ESP CFMOTO Aspar Junior Team HONDA													
1	2:11.782	40.382	35.914	23.751	31.735	219.5							
2	2:05.577	35.096	35.321	23.278	31.882	216.9							
3	2:05.015	34.990	34.841	23.153	32.031	213.9							
4	2:05.564	35.142	34.992	23.241	32.189	211.4							
5	2:06.117	35.413	35.060	23.350	32.294	215.1							
6	2:05.638	35.245	35.018	23.219	32.156	213.0							
7	2:05.803	35.294	34.981	23.234	32.294	212.6							
8	2:05.542	35.255	34.839	23.607	31.841	218.2							
9	2:06.079	35.673	35.022	23.367	32.017	215.6							
10	2:06.250	35.528	35.310	23.420	31.992	215.6							
11	2:06.075	35.478	35.004	23.192	32.401	214.3							
12	2:06.688	35.577	35.430	23.217	32.464	208.1							
13	2:08.348	35.317	35.808	23.989	33.234	208.1							
36 EVAN BOXBERGER FRA JEG TAKE OFF GP HONDA													
1	2:13.617	40.235	36.076	24.053	33.253	213.9							
2	2:06.757	35.715	35.394	23.300	32.348	213.4							
3	2:06.161	35.526	34.893	23.532	32.210	215.1							
4	2:06.458	35.878	35.068	23.402	32.110	211.8							
5	2:05.820	35.539	34.919	23.264	32.098	213.9							
6	2:06.099	35.506	34.925	23.282	32.386	206.9							



ETC FIM JuniorGP 2024 - MOTORLAND ARAGON Race 1 Sector Analysis

— Invalidated Lap ■ Personal Best ■ Session Best B Crossing the pit lane

Lap	Time	Sector 1	Sector 2	Sector 3	Sector 4	T.Sp	Lap	Time	Sector 1	Sector 2	Sector 3	Sector 4	T.Sp	
29	RANDY TRUCHOT FRA							3	2:03.056	34.500	34.518	22.443	31.595	213.4
	MECAPROJETS TEAM ADO HONDA							4	2:04.245	34.480	34.249	22.937	32.579	220.0
	1	2:15.492	41.653	36.571	24.077	33.191	208.5							
	2	2:10.333	36.678	36.213	24.176	33.266	205.7							
	3	2:09.493	36.439	35.935	23.924	33.195	204.9							
	4	2:09.038	36.116	35.923	23.885	33.114	205.3							
	5	2:09.868	36.239	35.952	24.043	33.634	204.9							
	6	2:09.191	36.142	35.928	23.861	33.260	203.8							
	7	2:09.004	36.117	35.762	23.783	33.342	203.4							
	8	2:09.250	35.993	35.972	23.876	33.409	203.0							
	9	2:09.452	36.258	36.084	23.805	33.305	203.4							
	10	2:09.757	36.157	35.928	23.862	33.810	203.8							
	11	2:09.788	36.401	36.038	23.919	33.430	204.2							
	12	2:09.704	36.328	36.104	23.889	33.383	203.4							
13	2:08.857	36.145	35.813	23.732	33.167	203.8								
47	YAROSLAV KARPUSHIN KGZ													
	Frando Racing VHC Team HONDA													
	1	2:41.786	38.344	1:05.679	24.757	33.006	208.5							
	2	2:09.309	36.542	35.983	23.585	33.199	206.9							
	3	2:09.089	36.424	35.832	23.802	33.031	209.7							
	4	2:08.435	36.215	35.827	23.583	32.810	208.9							
	5	2:08.641	36.262	35.634	23.621	33.124	206.5							
	6	2:08.379	36.134	35.761	23.670	32.814	208.5							
	7	2:12.917	36.285	35.644	28.066	32.922	207.3							
	8	2:08.360	36.257	35.754	23.606	32.743	208.9							
	9	2:08.239	36.238	35.622	23.589	32.790	207.3							
	10	2:07.859	36.071	35.549	23.620	32.619	209.7							
	11	2:08.225	36.070	35.639	23.703	32.813	208.1							
	12	2:08.192	36.192	35.472	23.520	33.008	207.7							
13	2:07.644	35.943	35.514	23.490	32.697	207.7								
22	JESÚS TORRES ESP													
	Team Estrella Galicia 0,0 HONDA													
	1	2:08.019	38.194	34.893	23.053	31.879	216.4							
	2	2:05.131	35.384	34.947	22.757	32.043	211.4							
	3	2:03.547	34.854	34.310	22.612	31.771	213.9							
	4	2:04.140	34.938	34.512	22.772	31.918	216.0							
	5	2:04.762	35.026	34.503	23.167	32.066	215.1							
	6	2:05.673	34.982	34.978	23.389	32.324	213.4							
7	2:06.446	35.353	34.974	23.406	32.713	219.1								
23	IGNACIO GALÁN ESP													
	Team Impala Honda HONDA													
	1	2:12.383	40.535	36.106	23.923	31.819	220.9							
	2	2:06.429	35.563	35.286	23.532	32.048	217.3							
	3	2:05.536	35.276	35.002	23.266	31.992	216.0							
	4	2:05.681	35.329	34.869	23.188	32.295	216.4							
	5	2:06.273	35.565	35.341	23.255	32.112	216.4							
	6	2:20.229	39.934	36.130	29.824	34.341	208.9							
7	2:25.725 B	36.281	36.872	29.432	43.140	188.5								
73	VALENTÍN PERRONE ARG													
	Frando Racing VHC Team HONDA													
	1	2:08.357	38.711	35.253	22.786	31.607	220.0							
2	2:06.561	35.192	36.709	23.000	31.660	213.4								

