

Race Nr.2

RookiesCup

Lap	Lap Time	T1	T2	T3	T4	Speed	Lap	Lap Time	T1	T2	T3	T4	Speed
8th	11	Ruché MOODLEY Red Bull Rookies - So RSA					3	2'20.242	40.372	39.167	26.494	34.209	216.7
		Runs=1	Total laps=10	Full laps=9	Valid laps=9		4	2'20.860	40.197	38.918	27.110	34.635	211.6
1	2'28.252	45.154	40.739	27.308	35.051	214.5	5	2'20.761	40.508	38.881	26.613	34.759	211.2
2	2'22.168	40.897	39.968	26.756	34.547	212.8	6	2'19.529	39.974	38.938	26.621	33.996	213.3
3	2'21.733	40.747	39.667	26.627	34.692	212.0	7	2'19.465	39.926	38.966	26.082	34.491	211.2
4	2'22.157	40.611	39.366	27.499	34.681	212.8	8	2'19.209	39.773	38.832	26.190	34.414	212.4
5	2'20.993	40.040	39.166	27.045	34.742	211.6	9	2'18.880	39.394	39.051	26.418	34.017	211.6
6	2'19.981	40.136	38.888	26.720	34.237	215.4	10	2'19.258	39.822	38.828	26.372	34.236	213.7
7	2'19.583	39.814	39.428	26.117	34.224	212.4							
8	2'18.612	39.263	38.754	26.266	34.329	212.0							
9	2'18.433	39.393	38.981	26.087	33.972	214.5							
10	2'17.739	39.200	38.468	25.832	34.239	214.5							
9th	28	Máximo QUILES Red Bull Rookies - Sp SPA											
		Runs=1	Total laps=10	Full laps=9	Valid laps=9								
1	2'27.930	44.973	40.543	27.170	35.244	209.1							
2	2'21.822	40.766	39.824	26.784	34.448	213.7							
3	2'21.878	40.775	39.800	26.510	34.793	207.9							
4	2'22.353	40.644	39.595	27.236	34.878	210.8							
5	2'20.957	40.005	39.145	26.989	34.818	211.2							
6	2'21.348	39.797	38.975	28.018	34.558	215.4							
7	2'19.786	39.505	39.146	26.624	34.511	213.7							
8	2'17.984	39.289	38.583	25.977	34.135	212.8							
9	2'18.205	39.361	38.673	26.323	33.848	215.4							
10	2'17.557	39.193	38.729	25.701	33.934	211.2							
10th	24	Guillem PLANQUES Red Bull Rookies - Fra FRA											
		Runs=1	Total laps=10	Full laps=9	Valid laps=9								
1	2'29.664	46.506	41.497	26.727	34.934	208.7							
2	2'23.042	40.900	39.904	27.146	35.092	208.7							
3	2'20.402	40.285	39.118	26.351	34.648	210.0							
4	2'21.134	40.394	39.001	26.945	34.794	211.2							
5	2'20.514	40.543	38.839	26.217	34.915	206.7							
6	2'20.400	40.143	38.976	26.814	34.467	210.8							
7	2'19.236	39.672	38.968	25.770	34.826	208.3							
8	2'18.613	39.433	38.798	25.933	34.449	210.8							
9	2'18.885	39.440	38.877	26.193	34.375	210.4							
10	2'18.119	39.776	38.451	25.932	33.960	211.6							
11th	54	Veda PRATAMA Red Bull Rookies - Ind INA											
		Runs=1	Total laps=10	Full laps=9	Valid laps=9								
1	2'30.626	46.446	41.902	27.272	35.006	212.8							
2	2'21.785	40.496	39.590	26.617	35.082	211.6							
3	2'20.140	40.228	39.027	26.423	34.462	213.7							
4	2'21.160	40.511	39.103	26.614	34.932	210.4							
5	2'20.275	39.739	39.179	26.504	34.853	209.5							
6	2'20.302	39.730	39.086	26.796	34.690	213.7							
7	2'21.555	40.649	39.692	26.159	35.055	189.7							
8	2'19.551	40.039	38.797	26.348	34.367	214.5							
9	2'18.150	39.604	38.607	25.732	34.207	212.8							
10	2'17.853	39.040	38.351	26.070	34.392	212.4							
12th	16	Joel PONS Red Bull Rookies - Sp SPA											
		Runs=1	Total laps=10	Full laps=9	Valid laps=9								
1	2'31.376	47.376	41.394	27.479	35.127	211.6							
2	2'21.884	40.921	39.606	26.733	34.624	214.5							
13th	5	Leo RAMMERSTOR Red Bull Rookies - Au AUT											
		Runs=1	Total laps=10	Full laps=9	Valid laps=9								
1	2'31.347	47.121	41.342	27.410	35.474	212.4							
2	2'23.000	41.512	39.540	26.737	35.211	211.2							
3	2'22.270	41.355	39.504	26.688	34.723	211.2							
4	2'20.538	40.454	38.958	26.219	34.907	210.4							
5	2'19.312	39.818	38.782	26.046	34.666	213.7							
6	2'20.389	39.856	39.342	26.496	34.695	215.4							
7	2'19.621	39.494	39.224	26.239	34.664	210.4							
8	2'19.491	39.853	38.706	26.337	34.595	213.3							
9	2'18.078	39.320	38.599	25.791	34.368	211.2							
10	2'17.684	38.952	38.521	25.848	34.363	212.8							
14th	95	Marco MORELLI Red Bull Rookies - Ar ARG											
		Runs=1	Total laps=10	Full laps=9	Valid laps=9								
1	2'28.672	45.547	40.732	27.155	35.238	214.1							
2	2'22.592	41.134	40.005	26.554	34.899	211.2							
3	2'21.395	40.587	39.659	26.346	34.803	211.2							
4	2'22.111	40.309	40.159	26.888	34.755	214.1							
5	2'21.373	40.384	39.722	26.565	34.702	214.1							
6	2'20.406	40.032	39.424	26.394	34.556	215.0							
7	2'20.333	40.231	39.252	26.205	34.645	215.8							
8	2'19.088	39.750	38.897	26.016	34.425	214.5							
9	2'19.519	40.452	38.687	25.786	34.594	211.6							
10	2'19.908	39.528	39.322	26.104	34.954	210.8							
15th	57	Leonardo ZANNI Red Bull Rookies - Ital ITA											
		Runs=1	Total laps=10	Full laps=9	Valid laps=9								
1	2'31.838	47.817	41.221	27.775	35.025	218.0							
2	2'22.659	41.189	39.865	27.089	34.516	215.0							
3	2'21.374	40.725	39.456	26.644	34.549	211.6							
4	2'19.799	39.921	39.167	26.110	34.601	212.0							
5	2'20.012	39.892	39.337	26.363	34.420	212.0							
6	2'20.697	39.987	39.104	26.734	34.872	210.4							
7	2'20.516	39.551	39.147	26.915	34.903	207.9							
8	2'20.369	39.990	39.384	26.529	34.466	212.8							
9	2'19.344	39.782	38.984	26.118	34.460	211.6							
10	2'19.481	39.558	39.027	26.340	34.556	211.6							
16th	83	Alvaro CARPE Red Bull Rookies - Sp SPA											
		Runs=1	Total laps=10	Full laps=9	Valid laps=9								
1	2'27.174	44.219	40.565	26.966	35.424	209.1							
2	2'21.488	40.665	39.530	26.452	34.841	210.8							
3	2'36.046	54.689	39.752	26.826	34.779	213.7							
4	2'21.977	41.398	39.417	26.280	34.882	211.2							
5	2'20.305	40.336	39.189	26.278	34.502	211.2							
6	2'20.204	40.013	39.557	26.232	34.402	212.4							

Fastest Lap: Rico SALMELA Red Bull Rookies - Fin FIN **2'15.988** 38.377 38.147 25.270 34.194

DORNA DATA PROCESSING TIMING SERVICE DORNA DATA PROCESSING TIMING SERVICE DORNA DATA PROCESSING TIMING SERVICE DORNA DATA PROCESSING TIMING

Race Nr.2

RookiesCup

Lap	Lap Time	T1	T2	T3	T4	Speed	Lap	Lap Time	T1	T2	T3	T4	Speed
21st 52 Evan BELFORD Red Bull Rookies - Gr GBR							Runs=1 Total laps=10 Full laps=9 Valid laps=8						
1	2'34.607	48.736	41.995	27.930	35.946	211.6	1	2'34.607	48.736	41.995	27.930	35.946	211.6
2	2'23.862	42.063	39.904	26.590	35.305	211.6	2	2'23.862	42.063	39.904	26.590	35.305	211.6
3	2'23.866	42.338	40.051	26.572	34.905	214.1	3	2'23.866	42.338	40.051	26.572	34.905	214.1
4	2'21.853	40.965	39.419	26.667	34.802	211.2	4	2'21.853	40.965	39.419	26.667	34.802	211.2
5	2'21.613	41.122	39.518	26.439	34.534	213.7	5	2'21.613	41.122	39.518	26.439	34.534	213.7
6	2'22.356	40.848	39.750	26.741	35.017	210.0	6	2'22.356	40.848	39.750	26.741	35.017	210.0
7	2'21.033	40.799	38.954	26.185	35.095	209.5	7	2'21.033	40.799	38.954	26.185	35.095	209.5
8	2'19.780	40.187	38.771	25.889	34.933	209.5	8	2'19.780	40.187	38.771	25.889	34.933	209.5
9	2'19.826	39.403	39.287	26.055	35.081	209.1	9	2'19.826	39.403	39.287	26.055	35.081	209.1
10	2'20.859 *	40.86*	38.993	26.175	34.824	210.4	10	2'20.859 *	40.86*	38.993	26.175	34.824	210.4
17th 47 Dodo BOGGIO Red Bull Rookies - Ital ITA							Runs=1 Total laps=10 Full laps=9 Valid laps=9						
1	2'31.820	46.297	42.052	28.114	35.357	215.0	1	2'31.820	46.297	42.052	28.114	35.357	215.0
2	2'26.117	42.231	40.789	27.319	35.778	208.3	2	2'26.117	42.231	40.789	27.319	35.778	208.3
3	2'23.707	42.505	39.972	26.462	34.768	212.0	3	2'23.707	42.505	39.972	26.462	34.768	212.0
4	2'22.198	40.882	39.757	26.777	34.782	211.6	4	2'22.198	40.882	39.757	26.777	34.782	211.6
5	2'21.922	41.197	39.591	26.486	34.648	212.4	5	2'21.922	41.197	39.591	26.486	34.648	212.4
6	2'21.234	40.682	39.792	26.344	34.416	210.0	6	2'21.234	40.682	39.792	26.344	34.416	210.0
7	2'20.630	40.417	39.514	26.301	34.398	212.0	7	2'20.630	40.417	39.514	26.301	34.398	212.0
8	2'19.579	40.146	38.930	26.061	34.442	211.6	8	2'19.579	40.146	38.930	26.061	34.442	211.6
9	2'19.422	39.701	39.037	26.277	34.407	212.8	9	2'19.422	39.701	39.037	26.277	34.407	212.8
10	2'20.494	40.311	39.482	26.208	34.493	210.8	10	2'20.494	40.311	39.482	26.208	34.493	210.8
18th 31 Giulio PUGLIESE Red Bull Rookies - Ital ITA							Runs=1 Total laps=10 Full laps=9 Valid laps=9						
1	2'32.756	47.593	41.782	27.856	35.525	215.0	1	2'32.756	47.593	41.782	27.856	35.525	215.0
2	2'25.390	42.008	40.445	27.676	35.261	212.8	2	2'25.390	42.008	40.445	27.676	35.261	212.8
3	2'23.862	42.482	40.005	26.668	34.707	213.7	3	2'23.862	42.482	40.005	26.668	34.707	213.7
4	2'21.847	41.080	39.511	26.665	34.591	213.3	4	2'21.847	41.080	39.511	26.665	34.591	213.3
5	2'21.433	40.703	39.282	26.850	34.598	210.8	5	2'21.433	40.703	39.282	26.850	34.598	210.8
6	2'20.961	40.687	39.455	26.494	34.325	211.6	6	2'20.961	40.687	39.455	26.494	34.325	211.6
7	2'20.687	40.236	39.693	26.291	34.467	210.4	7	2'20.687	40.236	39.693	26.291	34.467	210.4
8	2'19.581	40.061	38.923	26.113	34.484	210.8	8	2'19.581	40.061	38.923	26.113	34.484	210.8
9	2'19.690	39.844	39.181	26.290	34.375	210.4	9	2'19.690	39.844	39.181	26.290	34.375	210.4
10	2'20.947	41.120	39.152	26.366	34.309	210.4	10	2'20.947	41.120	39.152	26.366	34.309	210.4
19th 7 Rocco SESSLER Red Bull Rookies - Ge GER							Runs=1 Total laps=10 Full laps=9 Valid laps=9						
1	2'31.963	47.898	41.167	27.544	35.354	215.8	1	2'31.963	47.898	41.167	27.544	35.354	215.8
2	2'25.859	42.204	40.879	27.294	35.482	210.8	2	2'25.859	42.204	40.879	27.294	35.482	210.8
3	2'23.215	41.908	39.706	26.499	35.102	207.5	3	2'23.215	41.908	39.706	26.499	35.102	207.5
4	2'22.265	40.650	39.869	26.724	35.022	207.1	4	2'22.265	40.650	39.869	26.724	35.022	207.1
5	2'21.419	40.373	39.731	26.500	34.815	209.1	5	2'21.419	40.373	39.731	26.500	34.815	209.1
6	2'21.767	40.155	40.305	26.429	34.878	205.2	6	2'21.767	40.155	40.305	26.429	34.878	205.2
7	2'21.058	40.158	39.753	26.246	34.901	209.5	7	2'21.058	40.158	39.753	26.246	34.901	209.5
8	2'20.451	40.403	39.001	26.218	34.829	210.0	8	2'20.451	40.403	39.001	26.218	34.829	210.0
9	2'20.179	40.020	39.379	25.957	34.823	207.9	9	2'20.179	40.020	39.379	25.957	34.823	207.9
10	2'19.331	39.831	38.972	25.988	34.540	210.8	10	2'19.331	39.831	38.972	25.988	34.540	210.8
20th 20 Jakkreephat PHUET Red Bull Rookies - Th THA							Runs=1 Total laps=10 Full laps=9 Valid laps=7						
1	2'34.370	48.363	42.351	27.807	35.849	212.0	1	2'34.370	48.363	42.351	27.807	35.849	212.0
2	2'25.224	42.031	40.841	27.097	35.255	211.2	2	2'25.224	42.031	40.841	27.097	35.255	211.2
3	2'23.720	41.608	40.386	26.629	35.097	211.6	3	2'23.720	41.608	40.386	26.629	35.097	211.6
4	2'22.563	40.814	40.044	26.579	35.126	210.4	4	2'22.563	40.814	40.044	26.579	35.126	210.4
5	2'21.470 *	40.89*	39.328	26.675	34.577	213.7	5	2'21.470 *	40.89*	39.328	26.675	34.577	213.7
6	2'21.679	40.009	40.141	26.495	35.034	211.6	6	2'21.679	40.009	40.141	26.495	35.034	211.6
7	2'20.627	40.001	39.387	26.387	34.852	207.1	7	2'20.627	40.001	39.387	26.387	34.852	207.1
8	2'20.050	40.219	39.115	26.087	34.629	210.8	8	2'20.050	40.219	39.115	26.087	34.629	210.8
9	2'18.797 *	39.60*	38.755	26.028	34.411	213.3	9	2'18.797 *	39.60*	38.755	26.028	34.411	213.3
10	2'19.323	39.698	39.120	26.010	34.495	212.8	10	2'19.323	39.698	39.120	26.010	34.495	212.8
22nd 45 Kgototso MONONY Red Bull Rookies - So RSA							Runs=1 Total laps=10 Full laps=9 Valid laps=9						
1	2'34.355	48.406	41.685	28.101	36.163	208.7	1	2'34.355	48.406	41.685	28.101	36.163	208.7
2	2'25.920	42.455	40.975	27.060	35.430	208.7	2	2'25.920	42.455	40.975	27.060	35.430	208.7
3	2'24.279	41.775	40.404	26.891	35.209	207.5	3	2'24.279	41.775	40.404	26.891	35.209	207.5
4	2'22.216	41.615	39.426	26.404	34.771	210.0	4	2'22.216	41.615	39.426	26.404	34.771	210.0
5	2'21.083	40.536	39.054	26.652	34.841	210.4	5	2'21.083	40.536	39.054	26.652	34.841	210.4
6	2'21.807	40.415	39.531	26.635	35.226	208.3	6	2'21.807	40.415	39.531	26.635	35.226	208.3
7	2'20.822	40.541	39.251	26.134	34.896	207.5	7	2'20.822	40.541	39.251	26.134	34.896	207.5
8	2'20.554	40.460	39.233	25.924	34.937	207.5	8	2'20.554	40.460	39.233	25.924	34.937	207.5
9	2'19.753	39.684	39.459	25.796	34.814	206.0	9	2'19.753	39.684	39.459	25.796	34.814	206.0
10	2'19.217	39.653	39.072	25.802	34.690	209.1	10	2'19.217	39.653	39.072	25.802	34.690	209.1
23rd 56 Kevin FARKAS Red Bull Rookies - Hu HUN							Runs=1 Total laps=10 Full laps=9 Valid laps=9						
1	2'35.719	49.337	42.217	28.183	35.982	212.8	1	2'35.719	49.337	42.217	28.183	35.982	212.8
2	2'26.612	42.402	41.325	27.296	35.589	212.4	2	2'26.612	42.402	41.325	27.296	35.589	212.4
3	2'24.548	42.537	40.143	26.788	35.080	212.0	3	2'24.548	42.537	40.143	26.788	35.080	212.0
4	2'21.901	40.970	39.920	26.172	34.839	212.8	4	2'21.901	40.970	39.920	26.172	34.839	212.8
5	2'20.809	40.463	39.214	26.226	34.906	211.6	5	2'20.809	40.463	39.214	26.226	34.906	211.6
6	2'20.753	40.228	39.527	26.028	34.970	213.7	6	2'20.753	40.228	39.527	26.028	34.970	213.7
7	2'21.777	40.705	39.824	26.401	34.847	211.6	7	2'21.777	40.705	39.824	26.401	34.847	211.6
8	2'19.733	39.855	39.041	25.936	34.901	212.8	8	2'19.733	39.855	39.041	25.936	34.901	212.8
9	2'19.276	39.718	39.060	25.957	34.541	213.7	9	2'19.276	39.718	39.060	25.957	34.541	213.7
10	2'20.149	39.947	39.229	25.931	35.042	210.4	10	2'20.149	39.947				

Race Nr.2

RookiesCup

Lap	Lap Time	T1	T2	T3	T4	Speed	Lap	Lap Time	T1	T2	T3	T4	Speed
3	2'23.000	41.896	39.846	26.406	34.852	212.4							
4	2'22.154	40.813	39.824	26.765	34.752	212.8							
5	2'21.236	41.079	39.117	26.190	34.850	207.5							
	unfinished	40.219											

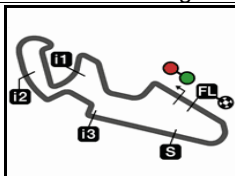
26th **4** **Sullivan MOUNSEY** Red Bull Rookies - Gr GBR
 Runs=1 Total laps=2 Full laps=0 Valid laps=0

1	2'31.248	47.291	41.424	27.374	35.159	213.3							
2	3'15.141 P	40.965	55.079	35.963	1'03.134	94.5							

Fastest Lap: Rico SALMELA Red Bull Rookies - Fin FIN **2'15.988** 38.377 38.147 25.270 34.194

DORNA DATA PROCESSING TIMING SERVICE DORNA DATA PROCESSING TIMING SERVICE DORNA DATA PROCESSING TIMING SERVICE DORNA DATA PROCESSING TIMING SERVICE DORNA DATA PROCESSING TIMING SERVICE DORNA DATA PROCESSING TIMING SERVICE DORNA DATA PROCESSING TIMING SERVICE DORNA DATA PROCESSING TIMING SERVICE DORNA DATA PROCCESSS





5077 m.

GRAN PREMIO GoPro DE ARAGÓN

Official Starting Grid

Race : 10 laps = 50.77 km

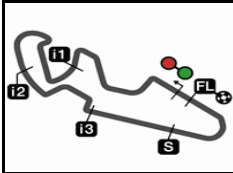


1	3 2'02.351 28 Máximo QUILES KTM	2 2'02.332 51 Brian URIARTE KTM	1 2'02.094 83 Alvaro CARPE KTM
2	6 2'02.725 73 Valentin PERRONE KTM	5 2'02.674 13 Hakim DANISH KTM	4 2'02.583 54 Veda PRATAMA KTM
3	9 2'02.921 94 Guido PINI KTM	8 2'02.899 70 Kristian DANIEL KTM	7 2'02.760 11 Ruché MOODLEY KTM
4	12 2'03.186 5 Leo RAMMERSTORFER KTM	11 2'03.019 27 Rico SALMELA KTM	10 2'02.969 47 Dodo BOGGIO KTM
5	15 2'03.418 50 Carter THOMPSON KTM	14 2'03.309 24 Guillem PLANQUES KTM	13 2'03.216 95 Marco MORELLI KTM
6	18 2'03.629 57 Leonardo ZANNI KTM	17 2'03.571 4 Sullivan MOUNSEY KTM	16 2'03.471 31 Giulio PUGLIESE KTM
7	21 2'03.955 56 Kevin FARKAS KTM	20 2'03.852 16 Joel PONS KTM	19 2'03.844 52 Evan BELFORD KTM
8	24 2'04.904 7 Rocco SESSLER KTM	23 2'04.450 45 Kgotso MONONYANE KTM	22 2'04.272 48 Lenox PHOMMARA KTM

The results are provisional until the end of the limit for protest and appeals and until the ratification of the Event Management Committee.

Time limit for protest expires 60' at the latest after publication of the results - Time:

DORNA DATA PROCESSING TIMING SERVICE DORNA DATA PROCESSING TIMING SERVICE DORNA DATA PROCESSING TIMING SERVICE DORNA DATA PROCESSING TIMING SERVICE DORNA DATA PROCESSING TIMING SERVICE DORNA DATA PROCESSING TIMING SERVICE DORNA DATA PROCCEESSS



GRAN PREMIO GoPro DE ARAGÓN Official Starting Grid

5077 m.

Race : 10 laps = 50.77 km

9

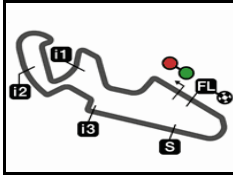
26
2'05.774
20 Jakkreephat PHUETTISAN
KTM

25
2'05.378
44 Milan PAWELEC
KTM

The results are provisional until the end of the limit for protest and appeals and until the ratification of the Event Management Committee.

Time limit for protest expires 60' at the latest after publication of the results - Time:

DORNA DATA PROCESSING TIMING SERVICE DORNA DATA PROCESSING TIMING SERVICE DORNA DATA PROCESSING TIMING SERVICE DORNA DATA PROCESSING TIMING SERVICE DORNA DATA PROCESSING TIMING SERVICE DORNA DATA PROCESSING TIMING SERVICE DORNA DATA PROCESSING TIMING SERVICE DORNA DATA PROCCEESSS



5077 m.

GRAN PREMIO GoPro DE ARAGÓN

Race Nr.2

Lap Chart

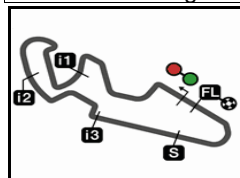
Pos	1	2	3	4	5	6	7	8	9	10	11	12	13	14	15	16	17	18	19	20	21	22	23	24	25	26
Grid	83	51	28	54	13	73	11	70	94	47	27	5	95	24	50	31	4	57	52	16	56	48	45	7	44	20

1	13	51	73	83	70	28	11	44	95	27	24	50	54	94	4	5	16	47	57	7	31	48	45	20	52	56
2	13	51	73	44	70	83	27	28	11	95	54	24	16	50	5	57	94	7	47	48	31	52	20	45	56	4
3	13	51	73	44	27	28	11	54	95	24	50	16	94	57	5	70	7	48	47	31	52	20	45	83	56	
4	13	51	73	27	44	54	28	24	11	16	50	95	57	94	5	70	48	7	47	31	52	20	83	45	56	
5	13	51	73	27	44	54	24	50	28	16	94	11	57	95	5	70	48	7	31	47	52	83	20	45	56	
6	13	51	73	27	44	54	50	16	94	24	11	28	57	95	70	5	31	7	47	83	52	20	45	56		
7	13	51	27	44	50	94	16	24	11	70	54	28	5	95	57	31	7	83	47	52	20	45	56	73		
8	13	51	27	44	94	50	24	70	16	11	28	54	5	95	57	31	83	47	7	52	20	45	56	73		
9	13	51	27	44	70	94	50	24	11	16	28	54	5	95	57	31	83	47	7	20	52	45	56	73		
10	13	51	27	44	70	50	94	11	28	24	54	16	5	95	57	83	47	31	7	20	52	45	56	73		

L
a
p
s
 Winner

 Lapped rider

DORNA DATA PROCESSING TIMING SERVICE DORNA DATA PROCESSING TIMING SERVICE DORNA DATA PROCESSING TIMING SERVICE DORNA DATA PROCESSING TIMING SERVICE DORNA DATA PROCESSING TIMING SERVICE DORNA DATA PROCESSING TIMING SERVICE DORNA DATA PROCESSING TIMING SERVICE DORNA DATA PROCCEESSS




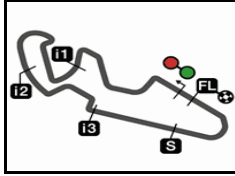
5077 m.

GRAN PREMIO GoPro DE ARAGÓN

Race Nr.2

Fastest Lap of Each Rider

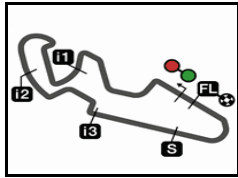
	 Rider	Nation	Team	Motorcycle	Time	Lap Total	Gap
1	27 Rico SALMELA	FIN	Red Bull Rookies - Finland	KTM	2'15.988	6 10	
2	13 Hakim DANISH	MAL	Red Bull Rookies - Malaysia	KTM	2'16.447	9 10	0.459 0.459
3	70 Kristian DANIEL	USA	Red Bull Rookies - United States	KTM	2'16.708	10 10	0.720 0.261
4	51 Brian URIARTE	SPA	Red Bull Rookies - Spain	KTM	2'17.158	5 10	1.170 0.450
5	73 Valentin PERRONE	ARG	Red Bull Rookies - Argentina	KTM	2'17.164	6 10	1.176 0.006
6	50 Carter THOMPSON	AUS	Red Bull Rookies - Australia	KTM	2'17.358	10 10	1.370 0.194
7	28 Máximo QUILES	SPA	Red Bull Rookies - Spain	KTM	2'17.557	10 10	1.569 0.199
8	5 Leo RAMMERSTORFER	AUT	Red Bull Rookies - Austria	KTM	2'17.684	10 10	1.696 0.127
9	11 Ruché MOODLEY	RSA	Red Bull Rookies - South Africa	KTM	2'17.739	10 10	1.751 0.055
10	94 Guido PINI	ITA	Red Bull Rookies - Italy	KTM	2'17.844	10 10	1.856 0.105
11	54 Veda PRATAMA	INA	Red Bull Rookies - Indonesia	KTM	2'17.853	10 10	1.865 0.009
12	24 Guillem PLANQUES	FRA	Red Bull Rookies - France	KTM	2'18.119	10 10	2.131 0.266
13	44 Milan PAWELEC	POL	Red Bull Rookies - Poland	KTM	2'18.317	4 10	2.329 0.198
14	16 Joel PONS	SPA	Red Bull Rookies - Spain	KTM	2'18.880	9 10	2.892 0.563
15	95 Marco MORELLI	ARG	Red Bull Rookies - Argentina	KTM	2'19.088	8 10	3.100 0.208
16	45 Kgopotso MONONYANE	RSA	Red Bull Rookies - South Africa	KTM	2'19.217	10 10	3.229 0.129
17	56 Kevin FARKAS	HUN	Red Bull Rookies - Hungary	KTM	2'19.276	9 10	3.288 0.059
18	20 Jakkreephat PHUETTISAN	THA	Red Bull Rookies - Thailand	KTM	2'19.323	10 10	3.335 0.047
19	7 Rocco SESSLER	GER	Red Bull Rookies - Germany	KTM	2'19.331	10 10	3.343 0.008
20	57 Leonardo ZANNI	ITA	Red Bull Rookies - Italy	KTM	2'19.344	9 10	3.356 0.013
21	47 Dodo BOGGIO	ITA	Red Bull Rookies - Italy	KTM	2'19.422	9 10	3.434 0.078
22	83 Alvaro CARPE	SPA	Red Bull Rookies - Spain	KTM	2'19.434	9 10	3.446 0.012
23	31 Giulio PUGLIESE	ITA	Red Bull Rookies - Italy	KTM	2'19.581	8 10	3.593 0.147
24	52 Evan BELFORD	GBR	Red Bull Rookies - Great Britain	KTM	2'19.780	8 10	3.792 0.199
25	48 Lenox PHOMMARA	SWI	Red Bull Rookies - Switzerland	KTM	2'21.236	5 5	5.248 1.456

**GRAN PREMIO GoPro DE ARAGÓN***After the Race Nr.2***Event Best Maximum Speed**

5077 m.



<i>Rider</i>	<i>Nation Team</i>	<i>Motorcycle</i>	<i>Km/h</i>
70 Kristian DANIEL	USA Red Bull Rookies - United States	KTM	218.4 Race Nr.2
57 Leonardo ZANNI	ITA Red Bull Rookies - Italy	KTM	218.0 Race Nr.2
16 Joel PONS	SPA Red Bull Rookies - Spain	KTM	216.7 Race Nr.2
7 Rocco SESSLER	GER Red Bull Rookies - Germany	KTM	215.8 Race Nr.2
95 Marco MORELLI	ARG Red Bull Rookies - Argentina	KTM	215.8 Race Nr.2
50 Carter THOMPSON	AUS Red Bull Rookies - Australia	KTM	215.8 Race Nr.2
5 Leo RAMMERSTORFER	AUT Red Bull Rookies - Austria	KTM	215.4 Race Nr.2
28 Máximo QUILES	SPA Red Bull Rookies - Spain	KTM	215.4 Race Nr.2
11 Ruché MOODLEY	RSA Red Bull Rookies - South Africa	KTM	215.4 Race Nr.2
31 Giulio PUGLIESE	ITA Red Bull Rookies - Italy	KTM	215.0 Race Nr.2
47 Dodo BOGGIO	ITA Red Bull Rookies - Italy	KTM	215.0 Race Nr.2
54 Veda PRATAMA	INA Red Bull Rookies - Indonesia	KTM	214.5 Race Nr.2
52 Evan BELFORD	GBR Red Bull Rookies - Great Britain	KTM	214.1 Race Nr.2
56 Kevin FARKAS	HUN Red Bull Rookies - Hungary	KTM	213.7 Race Nr.2
83 Alvaro CARPE	SPA Red Bull Rookies - Spain	KTM	213.7 Race Nr.2
20 Jakkreephat PHUETTISAN	THA Red Bull Rookies - Thailand	KTM	213.7 Race Nr.2
94 Guido PINI	ITA Red Bull Rookies - Italy	KTM	213.7 Race Nr.2
4 Sullivan MOUNSEY	GBR Red Bull Rookies - Great Britain	KTM	213.3 Race Nr.2
48 Lenox PHOMMARA	SWI Red Bull Rookies - Switzerland	KTM	213.3 Race Nr.2
44 Milan PAWELEC	POL Red Bull Rookies - Poland	KTM	212.0 Race Nr.2
27 Rico SALMELA	FIN Red Bull Rookies - Finland	KTM	211.6 Race Nr.2
24 Guillem PLANQUES	FRA Red Bull Rookies - France	KTM	211.6 Race Nr.2
73 Valentin PERRONE	ARG Red Bull Rookies - Argentina	KTM	210.8 Race Nr.2
51 Brian URIARTE	SPA Red Bull Rookies - Spain	KTM	210.4 Race Nr.2
45 Kgopotso MONONYANE	RSA Red Bull Rookies - South Africa	KTM	210.4 Race Nr.2
13 Hakim DANISH	MAL Red Bull Rookies - Malaysia	KTM	208.3 Race Nr.2



5077 m.

2024 Riders Performance

(Qualifying Position - Starting Position - Race Position)

Rider	Points	SPA	SPA	FRA	FRA	ITA	ITA	NED	NED	AUT	AUT	ARA	ARA	RSM	RSM						
1 CARPE Alvaro	202	6	6	3	3	1	1	1	1	2	2	1	1								
		6-4	6-1	9-3	3-5	1-3	1-3	1-6	1-2	2-1	2-1	2-1	1-16	-	-	-	-	-	-	-	-
2 URIARTE Brian	189	2	2	10	10	4	4	3	3	9	9	2	2								
		2-6	2-3	10-5	10-1	4-2	4-2	3-1	3-4	9-6	9-13	1-3	2-2	-	-	-	-	-	-	-	-
3 PERRONE Valentin	161	10	10	7	7	5	5	8	8	5	5	6	6								
		10-2	10-7	6-4	7-4	5-6	5-1	8-3	8-5	5-4	5-5	5-2	6-24	-	-	-	-	-	-	-	-
4 QUILES Máximo	153	1	1	1	1	3	3			3	3	3	3								
		1-3	1-4	1-1	1-2	3-1	3-5	-	-	3-3	3-2	3-NC	3-9	-	-	-	-	-	-	-	-
5 SALMELA Rico	138	9	9	2	2	2	2	2	2	1	1	11	11								
		9-5	9-5	2-2	2-20	2-NC	2-4	2-2	2-3	1-5	1-7	8-5	11-3	-	-	-	-	-	-	-	-
6 DANISH Hakim	114	3	3	4	4	6	6	10	10	17	17	5	5								
		3-9	3-2	3-6	4-3	6-7	6-6	10-11	10-10	17-14	17-14	4-14	5-1	-	-	-	-	-	-	-	-
7 MORELLI Marco	105	5	5	5	5	11	11	4	4	6	6	13	13								
		5-1	5-6	4-NL	5-6	11-NC	11-11	4-14	4-1	6-2	6-10	23-19	13-14	-	-	-	-	-	-	-	-
8 PRATAMA Veda	91	4	4	11	11	7	7	12	12	4	4	4	4								
		4-NC	4-11	11-10	11-7	7-5	7-8	12-4	12-7	4-NC	4-3	6-7	4-11	-	-	-	-	-	-	-	-
9 MOODLEY Ruché	82	7	7	6	6	9	9	5	5	10	10	7	7								
		7-NC	7-8	5-7	6-23	9-4	9-NC	5-5	5-6	10-NC	10-6	7-4	7-8	-	-	-	-	-	-	-	-
10 PUGLIESE Giulio	64	14	14	8	8	8	8	7	7	11	11	16	16								
		14-NC	14-10	7-8	8-9	8-8	8-10	7-7	7-12	11-NC	11-8	11-8	16-18	-	-	-	-	-	-	-	-
11 DANIEL Kristian	62	8	8	13	13	12	12	9	9	12	12	8	8								
		8-NC	8-9	13-11	13-10	12-11	12-21	9-10	9-8	12-9	12-9	22-17	8-5	-	-	-	-	-	-	-	-
12 THOMPSON Carter	57	13	13	9	9	13	13	13	13	7	7	15	15								
		13-NL	13-14	8-13	9-11	13-9	13-NC	13-9	13-9	7-10	7-NC	12-6	15-6	-	-	-	-	-	-	-	-
13 ZANNI Leonardo	50	12	12	16	16	10	10	15	15	14	14	18	18								
		12-NC	12-12	16-9	16-8	10-NC	10-7	15-8	15-11	14-NC	14-15	10-9	18-15	-	-	-	-	-	-	-	-

NC=Not classified NL=Not finished first lap NP=Not started race re-start N2=Not finished first lap race re-start EX=Excluded NS=Not Started DS=Disqualified

DORNA DATA PROCESSING TIMING SERVICE DORNA DATA PROCESSING TIMING SERVICE DORNA DATA PROCESSING TIMING SERVICE DORNA DATA PROCESSING TIMING SERVICE DORNA DATA PROCESSING TIMING SERVICE DORNA DATA PROCESSING TIMING SERVICE DORNA DATA PROCESSING TIMING SERVICE DORNA DATA PROCESSING TIMING SERVICE DORNA DATA PROCESSING TIMING SERVICE DORNA DATA PROCESSING TIMING SERVICE DORNA DATA PROCESSING TIMING SERVICE



Rider	Points	SPA	SPA	FRA	FRA	ITA	ITA	NED	NED	AUT	AUT	ARA	ARA	RSM	RSM						
14 PLANQUES Guillem	39	16	16	17	17	22	22	17	17	22	22	14	14								
		16-7	16-13	17-18	17-14	22-10	21-13	17-12	17-15	22-17	22-19	14-11	14-10	-	-	-	-	-	-	-	-
15 PINI Guido	36									13	13	9	9								
		-	-	-	-	-	-	-	-	13-8	13-4	9-10	9-7	-	-	-	-	-	-	-	-
16 RAMMERSTORFER Leo	30	11	11	18	18	16	16	16	16	8	8	12	12								
		11-NC	11-16	18-12	18-15	16-NC	16-14	16-19	16-14	8-7	8-11	13-12	12-13	-	-	-	-	-	-	-	-
17 BOGGIO Dodo	21	17	17	12	12	23	23	6	6	16	16	10	10								
		17-NL	17-17	12-14	12-13	23-16	22-9	6-13	6-13	16-13	16-17	-NP	10-17	-	-	-	-	-	-	-	-
18 PAWELEC Milan	15	20	20	21	21	25	25	14	14	NC	NC	25	25								
		-NS	-NS	21-NC	21-NC	25-14	24-17	14-16	14-17	26-19	26-20	-NP	25-4	-	-	-	-	-	-	-	-
19 FARKAS Kevin	12	22	22	14	14	24	24	19	19	15	15	21	21								
		21-NC	21-NL	14-15	14-12	24-17	23-18	19-15	19-19	15-11	15-NC	16-15	21-23	-	-	-	-	-	-	-	-
20 MONONYANE Kgotso	10	21	21	23	23	18	18	24	24	23	23	23	23								
		20-10	20-NL	23-20	23-17	18-NC	18-15	24-20	24-20	23-20	23-NC	15-13	23-22	-	-	-	-	-	-	-	-
21 BELFORD Evan	10	25	25	25	25	15	15	20	20	24	24	19	19								
		24-14	24-21	25-NC	25-21	15-12	15-12	20-23	20-18	24-21	24-22	-NP	19-21	-	-	-	-	-	-	-	-
22 PHUETTISAN Jakkreephat	9	24	24	19	19	20	20	22	22	18	18	26	26								
		23-11	23-18	19-NC	19-16	20-NC	-NS	22-17	22-24	18-12	18-18	-NP	26-20	-	-	-	-	-	-	-	-
23 PONS Joel	9	23	23	15	15	17	17	21	21	20	20	20	20								
		22-NC	22-NL	15-19	15-22	17-NS	17-19	21-NC	21-21	20-15	20-12	-NP	20-12	-	-	-	-	-	-	-	-
24 SESSLER Rocco	8	18	18	20	20	21	21	23	23	25	25	24	24								
		18-8	18-20	20-16	20-18	21-18	20-20	23-21	23-23	25-22	25-21	19-16	24-19	-	-	-	-	-	-	-	-
25 MOUNSEY Sullivan	7	19	19	24	24	19	19	18	18	19	19	17	17								
		19-12	19-19	24-21	24-19	19-13	19-16	18-18	18-22	19-16	19-16	18-20	17-NC	-	-	-	-	-	-	-	-
26 PHOMMARA Lenox	5	15	15	22	22	14	14	11	11	21	21	22	22								
		15-13	15-15	22-17	22-NC	14-15	14-NC	11-22	11-16	21-18	21-23	17-18	22-NC	-	-	-	-	-	-	-	-

NC=Not classified NL=Not finished first lap NP=Not started race re-start N2=Not finished first lap race re-start EX=Excluded NS=Not Started DS=Disqualified

DORNA DATA PROCESSING TIMING SERVICE DORNA DATA PROCESSING TIMING SERVICE DORNA DATA PROCESSING TIMING SERVICE DORNA DATA PROCESSING TIMING SERVICE DORNA DATA PROCESSING TIMING SERVICE DORNA DATA PROCESSING TIMING SERVICE DORNA DATA PROCESSING TIMING SERVICE DORNA DATA PROCESSING TIMING SERVICE DORNA DATA PROCESSING TIMING SERVICE DORNA DATA PROCESSING TIMING SERVICE



