


4348 m.

MOTORRAD GRAND PRIX VON ÖSTERREICH**Qualifying
Classification**

	Rider	Nation	Team	Motorcycle	Time	Lap	Total	Gap	Top Speed
1	27 Rico SALMELA	FIN	Red Bull Rookies - Finland	KTM	1'44.034	6	11		206.8
2	83 Alvaro CARPE	SPA	Red Bull Rookies - Spain	KTM	1'44.203	8	11	0.169 0.169	209.3
3	28 Máximo QUILES	SPA	Red Bull Rookies - Spain	KTM	1'44.347	11	11	0.313 0.144	201.6
4	54 Veda PRATAMA	INA	Red Bull Rookies - Indonesia	KTM	1'44.378	9	11	0.344 0.031	205.7
5	73 Valentin PERRONE	ARG	Red Bull Rookies - Argentina	KTM	1'44.487	11	11	0.453 0.109	203.9
6	95 Marco MORELLI	ARG	Red Bull Rookies - Argentina	KTM	1'44.653	9	11	0.619 0.166	205.1
7	50 Carter THOMPSON	AUS	Red Bull Rookies - Australia	KTM	1'44.670	9	11	0.636 0.017	205.7
8	5 Leo RAMMERSTORFER	AUT	Red Bull Rookies - Austria	KTM	1'44.696	7	11	0.662 0.026	207.4
9	51 Brian URIARTE	SPA	Red Bull Rookies - Spain	KTM	1'44.699	7	11	0.665 0.003	206.3
10	11 Ruché MOODLEY	RSA	Red Bull Rookies - South Africa	KTM	1'44.741	9	11	0.707 0.042	206.8
11	31 Giulio PUGLIESE	ITA	Red Bull Rookies - Italy	KTM	1'44.803	9	11	0.769 0.062	207.4
12	70 Kristian DANIEL	USA	Red Bull Rookies - United States	KTM	1'45.035	7	11	1.001 0.232	207.4
13	94 Guido PINI	ITA	Red Bull Rookies - Italy	KTM	1'45.429	11	11	1.395 0.394	200.0
14	57 Leonardo ZANNI	ITA	Red Bull Rookies - Italy	KTM	1'45.457	4	11	1.423 0.028	206.8
15	56 Kevin FARKAS	HUN	Red Bull Rookies - Hungary	KTM	1'45.463	11	11	1.429 0.006	203.9
16	47 Dodo BOGGIO	ITA	Red Bull Rookies - Italy	KTM	1'45.561	8	11	1.527 0.098	206.3
17	13 Hakim DANISH	MAL	Red Bull Rookies - Malaysia	KTM	1'45.710	4	11	1.676 0.149	204.5
18	20 Jakkreephat PHUETTISAN	THA	Red Bull Rookies - Thailand	KTM	1'45.971	10	11	1.937 0.261	204.5
19	4 Sullivan MOUNSEY	GBR	Red Bull Rookies - Great Britain	KTM	1'46.005	8	11	1.971 0.034	204.5
20	16 Joel PONS	SPA	Red Bull Rookies - Spain	KTM	1'46.125	9	11	2.091 0.120	203.3
21	48 Lenox PHOMMARA	SWI	Red Bull Rookies - Switzerland	KTM	1'47.059	6	11	3.025 0.934	200.5
22	24 Guillem PLANQUES	FRA	Red Bull Rookies - France	KTM	1'47.176	2	9	3.142 0.117	203.3
23	45 Kgototso MONONYANE	RSA	Red Bull Rookies - South Africa	KTM	1'47.343	9	10	3.309 0.167	200.0
24	52 Evan BELFORD	GBR	Red Bull Rookies - Great Britain	KTM	1'47.970	4	11	3.936 0.627	198.8
25	7 Rocco SESSLER	GER	Red Bull Rookies - Germany	KTM	1'48.153	2	7	4.119 0.183	199.4
Not classified									
	44 Milan PAWELEC	POL	Red Bull Rookies - Poland	KTM					

Practice condition: Dry

Air: 28°

Humidity: 48%

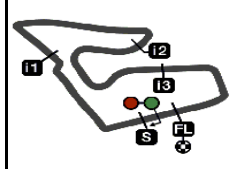
Ground: 35°

Fastest Lap:	Lap: 6	Rico SALMELA	1'44.034	150.4 Km/h
Best Race Lap:	2023	Máximo QUILES	1'44.610	149.6 Km/h
All-Time Lap Record:	2024	Rico SALMELA	1'44.034	150.4 Km/h

The results are provisional until the end of the limit for protest and appeals.

Time limit for protest expires 60' after publication of the results - Time:

DORNA DATA PROCESSING TIMING SERVICE DORNA DATA PROCESSING TIMING SERVICE DORNA DATA PROCESSING TIMING SERVICE DORNA DATA PROCESSING TIMING SERVICE DORNA DATA PROCESSING TIMING SERVICE DORNA DATA PROCESSING TIMING SERVICE DORNA DATA PROCESSING TIMING SERVICE DORNA DATA PROCCESSS



4348 m.

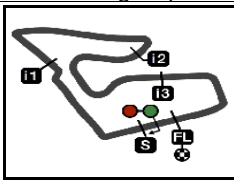
MOTORRAD GRAND PRIX VON ÖSTERREICH

Qualifying

Top Speed & Average



Rider	Nation	Motorcycle	Top 5 speeds					Average	Top
83 Alvaro CARPE	SPA	KTM	209.3	205.7	205.7	205.1	204.5	206.1	209.3
5 Leo RAMMERSTORFER	AUT	KTM	207.4	206.3	206.3	204.5	202.2	205.3	207.4
31 Giulio PUGLIESE	ITA	KTM	207.4	203.9	203.9	203.3	202.8	204.0	207.4
70 Kristian DANIEL	USA	KTM	207.4	205.7	205.7	205.1	205.1	205.7	207.4
11 Ruché MOODLEY	RSA	KTM	206.8	203.3	202.8	202.8	202.8	203.7	206.8
27 Rico SALMELA	FIN	KTM	206.8	203.9	203.9	202.2	202.2	203.8	206.8
57 Leonardo ZANNI	ITA	KTM	206.8	204.5	203.3	202.8	202.8	204.0	206.8
47 Dodo BOGGIO	ITA	KTM	206.3	205.1	203.3	203.3	202.8	204.2	206.3
51 Brian URIARTE	SPA	KTM	206.3	205.1	203.3	203.3	202.8	204.2	206.3
50 Carter THOMPSON	AUS	KTM	205.7	204.5	203.9	203.9	203.3	204.3	205.7
54 Veda PRATAMA	INA	KTM	205.7	205.7	205.7	204.5	203.9	205.1	205.7
95 Marco MORELLI	ARG	KTM	205.1	205.1	204.5	204.5	204.5	204.7	205.1
4 Sullivan MOUNSEY	GBR	KTM	204.5	203.3	202.8	202.2	201.6	202.9	204.5
13 Hakim DANISH	MAL	KTM	204.5	201.6	200.0	200.0	200.0	201.2	204.5
20 Jakkreepat PHUETTISAN	THA	KTM	204.5	204.5	203.9	203.3	202.2	203.4	204.5
56 Kevin FARKAS	HUN	KTM	203.9	203.3	202.8	202.2	201.6	202.6	203.9
73 Valentin PERRONE	ARG	KTM	203.9	203.9	203.9	203.3	203.3	203.7	203.9
16 Joel PONS	SPA	KTM	203.3	203.3	202.8	201.6	201.6	202.3	203.3
24 Guillem PLANQUES	FRA	KTM	203.3	202.8	202.8	202.2	202.2	202.7	203.3
28 Máximo QUILES	SPA	KTM	201.6	201.1	201.1	200.5	200.0	200.7	201.6
48 Lenox PHOMMARA	SWI	KTM	200.5	200.0	199.4	199.4	199.4	199.7	200.5
45 Kgotso MONONYANE	RSA	KTM	200.0	200.0	199.4	198.8	198.8	199.4	200.0
94 Guido PINI	ITA	KTM	200.0	199.4	199.4	199.4	199.4	199.5	200.0
7 Rocco SESSLER	GER	KTM	199.4	198.8	197.2	196.7	195.1	197.4	199.4
52 Evan BELFORD	GBR	KTM	198.8	198.3	198.3	198.3	197.8	198.2	198.8
44 Milan PAWELEC	POL	KTM	194.0					194.0	194.0



MOTORRAD GRAND PRIX VON ÖSTERREICH

Qualifying


Best Partial Times

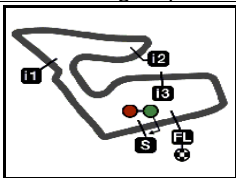
4348 m.

IT Ideal Lap Time, sum of the best partial times*BT* Best Lap Time

T1		T2		T3		T4		Pos	Rider	IT	BT	
Pos	Rider	Time	Rider	Time	Rider	Time	Rider	Time	Pos	Rider	IT	BT
1	M.QUILES	28.892	V.PRATAMA	29.659	A.CARPE	26.666	L.RAMMERSTOR	18.519	1	R.SALMELA	1'43.949	1'44.034 (1)
2	R.SALMELA	28.901	R.SALMELA	29.660	G.PUGLIESE	26.721	M.QUILES	18.542	2	A.CARPE	1'44.079	1'44.203 (2)
3	V.PERRONE	28.905	M.QUILES	29.683	C.THOMPSON	26.722	R.SALMELA	18.603	3	M.QUILES	1'44.132	1'44.347 (3)
4	B.URIARTE	28.925	A.CARPE	29.759	L.RAMMERSTOR	26.747	R.MOODLEY	18.706	4	L.RAMMERST	1'44.279	1'44.696 (8)
5	A.CARPE	28.934	V.PERRONE	29.769	R.SALMELA	26.785	A.CARPE	18.720	5	V.PERRONE	1'44.302	1'44.487 (5)
6	V.PRATAMA	29.053	R.MOODLEY	29.820	M.MORELLI	26.828	C.THOMPSON	18.748	6	V.PRATAMA	1'44.331	1'44.378 (4)
7	C.THOMPSON	29.064	G.PUGLIESE	29.825	V.PERRONE	26.836	M.MORELLI	18.749	7	R.MOODLEY	1'44.546	1'44.741 (10)
8	M.MORELLI	29.066	B.URIARTE	29.876	V.PRATAMA	26.855	V.PRATAMA	18.764	8	B.URIARTE	1'44.566	1'44.699 (9)
9	L.RAMMERSTOR	29.101	L.RAMMERSTOR	29.912	K.DANIEL	26.865	V.PERRONE	18.792	9	M.MORELLI	1'44.589	1'44.653 (6)
10	M.MOODLEY	29.133	K.FARKAS	29.926	L.ZANNI	26.869	K.FARKAS	18.796	10	G.PUGLIESE	1'44.593	1'44.803 (11)
11	G.PINI	29.144	K.DANIEL	29.927	R.MOODLEY	26.887	K.DANIEL	18.803	11	C.THOMPSON	1'44.620	1'44.670 (7)
12	G.PUGLIESE	29.167	M.MORELLI	29.946	B.URIARTE	26.917	B.URIARTE	18.848	12	K.DANIEL	1'44.809	1'45.035 (12)
13	K.DANIEL	29.214	G.PINI	29.979	D.BOGGIO	26.919	G.PINI	18.855	13	G.PINI	1'45.156	1'45.429 (13)
14	L.ZANNI	29.228	J.PHUETTISAN	29.993	H.DANISH	26.943	G.PUGLIESE	18.880	14	L.ZANNI	1'45.204	1'45.457 (14)
15	S.MOUNSEY	29.252	D.BOGGIO	30.035	M.QUILES	27.015	L.ZANNI	18.914	15	K.FARKAS	1'45.261	1'45.463 (15)
16	H.DANISH	29.258	G.PLANQUES	30.066	S.MOUNSEY	27.035	D.BOGGIO	18.943	16	D.BOGGIO	1'45.265	1'45.561 (16)
17	G.PLANQUES	29.341	C.THOMPSON	30.086	K.FARKAS	27.156	H.DANISH	18.949	17	H.DANISH	1'45.310	1'45.710 (17)
18	D.BOGGIO	29.368	J.PONS	30.117	G.PINI	27.178	S.MOUNSEY	19.007	18	S.MOUNSEY	1'45.596	1'46.005 (19)
19	K.FARKAS	29.383	H.DANISH	30.160	G.PLANQUES	27.223	G.PLANQUES	19.101	19	G.PLANQUES	1'45.731	1'47.176 (22)
20	J.PHUETTISAN	29.469	L.ZANNI	30.193	J.PHUETTISAN	27.226	J.PONS	19.136	20	J.PHUETTISAN	1'45.831	1'45.971 (18)
21	J.PONS	29.499	S.MOUNSEY	30.302	L.PHOMMARA	27.271	K.MONONYANE	19.141	21	J.PONS	1'46.125	1'46.125 (20)
22	K.MONONYANE	29.894	L.PHOMMARA	30.438	J.PONS	27.373	J.PHUETTISAN	19.143	22	L.PHOMMARA	1'46.755	1'47.059 (21)
23	L.PHOMMARA	29.901	E.BELFORD	30.545	K.MONONYANE	27.393	L.PHOMMARA	19.145	23	K.MONONYAN	1'47.071	1'47.343 (23)
24	SESSLER	29.909	K.MONONYANE	30.643	E.BELFORD	27.617	R.SESSLER	19.344	24	E.BELFORD	1'47.570	1'47.970 (24)

ed Bull Ring - Spielberg

Results and timing service provided by  **TISSOT**



4348 m.

MOTORRAD GRAND PRIX VON ÖSTERREICH

Qualifying

Best Partial Times

RookiesCup

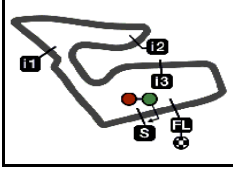
IT Ideal Lap Time, sum of the best partial times

BT Best Lap Time

<i>T1</i>		<i>T2</i>		<i>T3</i>		<i>T4</i>				<i>IT</i>	<i>BT</i>	
<i>Pos</i>	<i>Rider</i>	<i>Time</i>	<i>Rider</i>	<i>Time</i>	<i>Rider</i>	<i>Time</i>	<i>Rider</i>	<i>Time</i>	<i>Pos</i>	<i>Rider</i>		
25	E.BELFORD	30.001	R.SESSLER	30.765	R.SESSLER	27.966	E.BELFORD	19.407	25	R.SESSLER	1'47.984	1'48.153 (25)
26	M.PAWELEC	30.474	M.PAWELEC	43.025	M.PAWELEC	28.070	M.PAWELEC	19.490	-1	M.PAWELEC		(-1)

DORNA DATA PROCESSING TIMING SERVICE DORNA DATA PROCESSING TIMING SERVICE DORNA DATA PROCESSING TIMING SERVICE DORNA DATA PROCESSING TIMING SERVICE DORNA DATA PROCESSING TIMING SERVICE DORNA DATA PROCESSING TIMING SERVICE DORNA DATA PROCESSING TIMING SERVICE DORNA DATA PROCESSING TIMING SERVICE DORNA DATA PROCESSING TIMING SERVICE DORNA DATA PROCESSING TIMING SERVICE






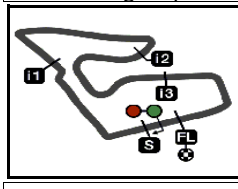
4348 m.

MOTORRAD GRAND PRIX VON ÖSTERREICH

Qualifying

Fastest Laps Sequence

<i>Practice Time</i>	 <i>Rider</i>	<i>Nation</i>	<i>Motorcycle</i>	<i>Time</i>	<i>Km/h</i>	<i>Rider's Lap</i>
4'39.751	83 Alvaro CARPE	SPA	KTM	1'45.663	148.1	2
5'00.393	28 Máximo QUILES	SPA	KTM	1'45.337	148.5	2
7'01.254	27 Rico SALMELA	FIN	KTM	1'45.309	148.6	3
8'30.414	28 Máximo QUILES	SPA	KTM	1'44.638	149.5	4
10'30.708	27 Rico SALMELA	FIN	KTM	1'44.624	149.6	5
12'14.742	27 Rico SALMELA	FIN	KTM	1'44.034	150.4	6



4348 m.

MOTORRAD GRAND PRIX VON ÖSTERREICH

Qualifying

RookiesCup

Chronological Analysis of Performances

* Lap / Sector time cancelled		T1 Time from finish line to 1st intermediate					T3 Time from 2nd intermed. to 3rd intermed.						
P Crossing the finish line in pit lane		T2 Time from 1st intermed. to 2nd intermed.					T4 Time from 3rd intermediate to finish line						
Lap	Lap Time	T1	T2	T3	T4	Speed	Lap	Lap Time	T1	T2	T3	T4	Speed
1st	27	Rico SALMELA Red Bull Rookies - Fin FIN					3	1'45.689 *	29.452	30.272*	27.124	18.841	202.2
		Runs=1 Total laps=11 Full laps=10 Valid laps=8					4	1'45.223	29.278	30.063	27.024	18.858	203.3
1	3'29.167	43.883	30.911	27.560	19.206		5	1'44.945 *	29.190	29.791	26.971	18.993*	203.9
2	1'46.778 *	29.560	30.533*	27.705	18.980	200.0	6	1'45.223	29.275	29.904	27.101	18.943	202.2
3	1'45.309	29.379	29.981	27.121	18.828	200.0	7	1'52.669 *	29.168	32.476	30.394	20.631*	203.3
4	1'44.830	29.074	29.960	26.947	18.849	201.6	8	1'45.794 *	29.50*	30.125	27.173	18.993	205.7
5	1'44.624	28.901	29.883	26.946	18.894	202.2	9	1'44.378	29.100	29.659	26.855	18.764	204.5
6	1'44.034	28.986	29.660	26.785	18.603	201.6	10	1'58.167 *	29.073	30.192	40.049	18.853*	205.7
7	1'49.535	33.114	30.243	27.214	18.964	206.8	11	1'45.233	29.053	29.997	27.257	18.926	205.7
8	1'44.421	29.042	29.690	26.951	18.738	202.2							
9	1'44.423	29.011	29.723	26.838	18.851	203.9	5th	73	Valentin PERRONE Red Bull Rookies - Ar ARG				
10	1'44.420	29.004	29.739	26.975	18.702	200.5			Runs=1 Total laps=11 Full laps=10 Valid laps=8				
11	1'52.643 *	33.147	30.690	28.501	20.305*	203.9	1	3'23.443	38.607	31.402	28.120	21.834	
							2	1'45.818	29.397	30.204	27.151	19.066	201.1
2nd	83	Alvaro CARPE Red Bull Rookies - Sp SPA					3	1'44.983 *	29.113	29.984*	27.021	18.865	201.6
		Runs=2 Total laps=11 Full laps=8 Valid laps=5					4	1'44.914	29.035	29.970	27.006	18.903	203.3
1	2'54.088	32.933	30.869	27.504	19.140		5	1'44.815	29.052	29.876	26.998	18.889	201.6
2	1'45.663	29.344	30.124	27.109	19.086	200.0	6	1'44.692	28.920	29.769	27.139	18.864	202.2
3	1'43.282 P	29.355	30.449*	27.890	15.588	200.0	7	1'56.781	28.989	30.206	38.433	19.153	203.3
4	2'31.292 *	41.868	30.527	29.270	20.146*		8	1'44.872	29.093	29.830	27.121	18.828	203.9
5	1'44.624	29.179	29.919	26.746	18.780	203.3	9	1'44.634	28.905	29.803	26.847	19.079	203.9
6	1'44.614 *	29.184	29.759	26.685	18.986*	205.7	10	1'44.587 *	29.000	29.832*	26.963	18.792	202.8
7	1'45.969	29.064	30.041	27.811	19.053	203.3	11	1'44.487	28.999	29.792	26.836	18.860	203.9
8	1'44.203	28.960	29.831	26.666	18.746	204.5							
9	1'45.553 *	29.014	29.957	26.827	19.755*	209.3	6th	95	Marco MORELLI Red Bull Rookies - Ar ARG				
10	1'44.205	28.934	29.869	26.682	18.720	205.1			Runs=1 Total laps=11 Full laps=10 Valid laps=6				
11	1'45.668 *	29.365	30.164*	26.968	19.171*	205.7	1	3'24.786	45.224	41.038	27.701	21.502	
							2	1'46.408	29.570	30.838	27.033	18.967	201.6
3rd	28	Máximo QUILES Red Bull Rookies - Sp SPA					3	1'45.406 *	29.430	30.208*	26.878	18.890	204.5
		Runs=2 Total laps=11 Full laps=8 Valid laps=6					4	1'44.949	29.175	30.178	26.847	18.749	203.9
1	3'15.056	37.722	32.628	27.618	18.953		5	1'45.766	29.459	30.345	27.051	18.911	205.1
2	1'45.337	29.303	30.039	27.255	18.740	198.3	6	1'45.547 *	29.120	30.386	27.108	18.933*	204.5
3	1'45.383 *	29.254	30.058*	27.295	18.776	198.8	7	1'45.098 *	29.10*	29.946	27.112	18.934*	202.8
4	1'44.638	29.083	29.855	27.138	18.562	200.0	8	1'44.939	29.085	30.021	27.001	18.832	202.2
5	1'44.920 *	29.073	29.809	27.062	18.976*	200.0	9	1'44.653	29.066	29.979	26.828	18.780	202.2
6	1'45.069	29.185	29.834	27.350	18.700	197.2	10	1'50.297 *	32.12*	32.076	27.075	19.025	204.5
7	1'44.372	29.030	29.716	27.084	18.542	200.5	11	1'45.261	29.168	30.022	27.182	18.889	205.1
8	1'44.232 P	29.081	30.755	27.618	16.778	201.6							
9	2'22.309 *	33.055	32.449	27.592	19.334*		7th	50	Carter THOMPSON Red Bull Rookies - Au AUS				
10	1'44.575	29.084	29.848	27.019	18.624	201.1			Runs=1 Total laps=11 Full laps=10 Valid laps=5				
11	1'44.347	28.892	29.683	27.015	18.757	201.1	1	3'18.983	40.586	39.338	29.847	19.780	
							2	1'47.539	29.837	30.615	27.625	19.462	202.8
4th	54	Veda PRATAMA Red Bull Rookies - Ind INA					3	1'47.967 *	29.811	31.705*	27.452	18.999	204.5
		Runs=1 Total laps=11 Full laps=10 Valid laps=5					4	1'45.563	29.305	30.238	27.154	18.866	203.9
1	3'17.923	37.275	33.965	28.162	19.439		5	1'45.074	29.138	30.086	26.980	18.870	202.2
2	1'47.465	29.653	31.233	27.530	19.049	200.0	6	1'46.782	29.274	30.844	27.733	18.931	201.6

Fastest Lap:	Rico SALMELA	Red Bull Rookies - Fin FIN	1'44.034	28.986	29.660	26.785	18.603
---------------------	--------------	----------------------------	----------	--------	--------	--------	--------

DORNA DATA PROCESSING TIMING SERVICE DORNA DATA PROCESSING TIMING SERVICE DORNA DATA PROCESSING TIMING SERVICE DORNA DATA PROCESSING TIMING SERVICE DORNA DATA PROCESSING TIMING SERVICE DORNA DATA PROCESSING TIMING SERVICE DORNA DATA PROCESSING



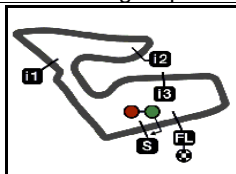
Qualifying

RookiesCup

Lap	Lap Time	T1	T2	T3	T4	Speed	Lap	Lap Time	T1	T2	T3	T4	Speed
9	1'47.343	29.894	30.643	27.474	19.332	199.4							
10	1'47.488	30.152	30.802	27.393	19.141	200.0							
24th	52	Evan BELFORD		Red Bull Rookies - Gr GBR									
		Runs=2	Total laps=11	Full laps=8	Valid laps=4								
1	2'57.438	39.725	32.322	27.939	19.775								
2	1'48.984	30.706	30.999	27.708	19.571	197.2							
3	1'48.494 *	30.409	31.011*	27.594*	19.480	197.2							
4	1'47.970	30.198	30.729	27.617	19.426	198.8							
5	1'52.469 *	31.90*	32.142	28.447	19.979	197.2							
6	1'51.566 P	30.232	30.958	28.883	21.493	197.8							
7	2'25.479	35.614	32.317	28.503	19.641								
8	1'49.741	30.144	31.135	28.810	19.652	198.3							
9	1'48.035	30.063	30.868	27.672	19.432	197.8							
10	1'49.307 *	30.350	30.934	28.186	19.837*	198.3							
11	1'47.510 *	30.001	30.545	27.557*	19.407	198.3							
25th	7	Rocco SESSLER		Red Bull Rookies - Ge GER									
		Runs=2	Total laps=7	Full laps=4	Valid laps=5								
1	2'54.570	46.504	32.947	28.676	19.490								
2	1'48.153	30.078	30.765	27.966	19.344	196.7							
3	1'49.010 *	30.098	31.398*	28.163	19.351	197.2							
4	1'49.437	30.258	30.941	28.191	20.047	199.4							
5	2'13.091	29.909	31.416	31.693	40.073	198.8							
	unfinished					165.8							
6	2'00.122 *	36.04*	33.893	29.924	20.262								
7	1'49.327	30.571	30.924	28.238	19.594	195.1							
26th	44	Milan PAWELEC		Red Bull Rookies - Pol POL									
		Runs=1	Total laps=1	Full laps=0	Valid laps=0								
1	3'16.217	48.646	43.025	28.070	19.490								
	unfinished	30.474			194.0								

Fastest Lap: Rico SALMELA Red Bull Rookies - Fin FIN 1'44.034 28.986 29.660 26.785 18.603

DORNA DATA PROCESSING TIMING SERVICE DORNA DATA PROCESSING TIMING SERVICE DORNA DATA PROCESSING TIMING SERVICE DORNA DATA PROCESSING TIMING SERVICE DORNA DATA PROCESSING TIMING SERVICE DORNA DATA PROCESSING TIMING SERVICE DORNA DATA PROCESSING TIMING SERVICE DORNA DATA PROCESSING TIMING SERVICE DORNA DATA PROCCESSS



4348 m.

MOTORRAD GRAND PRIX VON ÖSTERREICH

Official Starting Grid

Race : 16 laps = 69.568 km

RookiesCup



1	1 1'44.034 27 Rico SALMELA KTM	2 1'44.203 83 Alvaro CARPE KTM	3 1'44.347 28 Mximo QUILES KTM
2	4 1'44.378 54 Veda PRATAMA KTM	5 1'44.487 73 Valentin PERRONE KTM	6 1'44.653 95 Marco MORELLI KTM
3	7 1'44.670 50 Carter THOMPSON KTM	8 1'44.696 5 Leo RAMMERSTORFER KTM	9 1'44.699 51 Brian URIARTE KTM
4	10 1'44.741 11 Ruché MOODLEY KTM	11 1'44.803 31 Giulio PUGLIESE KTM	12 1'45.035 70 Kristian DANIEL KTM
5	13 1'45.429 94 Guido PINI KTM	14 1'45.457 57 Leonardo ZANNI KTM	15 1'45.463 56 Kevin FARKAS KTM
6	16 1'45.561 47 Dodo BOGGIO KTM	17 1'45.710 13 Hakim DANISH KTM	18 1'45.971 20 Jakkreephat PHUETTISAN KTM
7	19 1'46.005 4 Sullivan MOUNSEY KTM	20 1'46.125 16 Joel PONS KTM	21 1'47.059 48 Lenox PHOMMARA KTM
8	22 1'47.176 24 Guillem PLANQUES KTM	23 1'47.343 45 Kgopotso MONONYANE KTM	24 1'47.970 52 Evan BELFORD KTM

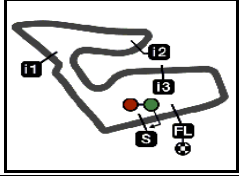
FIM Rookies Cup Stewards double long lap penalty for rider #7

The results are provisional until the end of the limit for protest and appeals and until the ratification of the Event Management Committee.

Time limit for protest expires 60' at the latest after publication of the results - Time:

DORNA DATA PROCESSING TIMING SERVICE DORNA DATA PROCESSING TIMING SERVICE DORNA DATA PROCESSING TIMING SERVICE DORNA DATA PROCESSING TIMING SERVICE DORNA DATA PROCESSING TIMING SERVICE DORNA DATA PROCESSING
TIMING SERVICE DORNA DATA PROCESSING TIMING SERVICE DORNA DATA PROCESSING TIMING SERVICE DORNA DATA PROCCESSSS





MOTORRAD GRAND PRIX VON ÖSTERREICH

Official Starting Grid

4348 m.

Race : 16 laps = 69.568 km

9

25

1'48.153

7 Rocco SESSLER
KTM

26

44 Milan PAWELEC
KTM

FIM Rookies Cup Stewards double long lap penalty for rider #7

The results are provisional until the end of the limit for protest and appeals and until the ratification of the Event Management Committee.

Time limit for protest expires 60' at the latest after publication of the results - Time:

DORNA DATA PROCESSING TIMING SERVICE DORNA DATA PROCESSING TIMING SERVICE DORNA DATA PROCESSING TIMING SERVICE DORNA DATA PROCESSING TIMING SERVICE DORNA DATA PROCESSING TIMING SERVICE DORNA DATA PROCESSING TIMING SERVICE DORNA DATA PROCESSING TIMING SERVICE DORNA DATA PROCCEESSS