
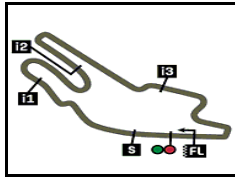


Le Mans

Results and timing service provided by **RookiesCup**

4185 m.

MICHELIN® GRAND PRIX DE FRANCE**Race Nr.1****Top Speed & Average**


<i>Rider</i>	<i>Nation</i>	<i>Motorcycle</i>	<i>Top 5 speeds</i>					<i>Average</i>	<i>Top</i>
11 Ruché MOODLEY	RSA	KTM	212.6	210.3	210.3	210.3	209.9	210.7	212.6
56 Kevin FARKAS	HUN	KTM	212.6	211.7	209.9	209.0	209.0	210.0	212.6
70 Kristian DANIEL	USA	KTM	212.6	211.7	211.7	211.7	210.3	211.6	212.6
73 Valentin PERRONE	ARG	KTM	212.6	212.1	212.1	211.2	210.8	211.6	212.6
13 Hakim DANISH	MAL	KTM	212.1	210.8	210.3	209.4	208.6	210.2	212.1
83 Alvaro CARPE	SPA	KTM	212.1	211.7	211.7	210.8	210.3	211.3	212.1
31 Giulio PUGLIESE	ITA	KTM	211.2	210.3	210.3	210.3	209.9	210.3	211.2
54 Veda PRATAMA	INA	KTM	211.2	209.0	207.3	206.4	206.4	207.4	211.2
47 Dodo BOGGIO	ITA	KTM	210.8	208.6	207.7	207.7	206.8	208.1	210.8
51 Brian URIARTE	SPA	KTM	210.8	209.9	209.9	209.4	209.0	209.8	210.8
27 Rico SALMELA	FIN	KTM	210.3	209.9	209.9	209.0	208.1	209.2	210.3
28 Máximo QUILES	SPA	KTM	210.3	209.9	209.4	208.6	208.1	209.3	210.3
50 Carter THOMPSON	AUS	KTM	210.3	209.4	209.4	207.7	207.7	208.9	210.3
20 Jakkreephat PHUETTISAN	THA	KTM	209.9	208.1	207.7	207.7	207.3	208.1	209.9
48 Lenox PHOMMARA	SWI	KTM	209.9	208.1	206.8	205.6	205.6	206.7	209.9
5 Leo RAMMERSTORFER	AUT	KTM	209.4	209.0	209.0	209.0	208.6	208.9	209.4
52 Evan BELFORD	GBR	KTM	208.6	206.8	206.4	205.6	205.1	206.5	208.6
4 Sullivan MOUNSEY	GBR	KTM	208.1	206.8	206.0	205.6	205.6	206.3	208.1
24 Guillem PLANQUES	FRA	KTM	207.3	206.0	205.6	205.1	205.1	205.8	207.3
16 Joel PONS	SPA	KTM	206.8	206.8	206.8	206.4	206.4	206.6	206.8
45 Kgopotso MONONYANE	RSA	KTM	206.8	205.6	205.1	204.7	204.3	205.3	206.8
44 Milan PAWELEC	POL	KTM	206.4	206.0	206.0	204.7	204.3	205.3	206.4
57 Leonardo ZANNI	ITA	KTM	206.0	205.1	203.9	203.9	203.9	204.6	206.0
7 Rocco SESSLER	GER	KTM	205.1	205.1	204.7	204.7	204.3	204.8	205.1
95 Marco MORELLI	ARG	KTM	159.8					159.8	159.8

DORNA DATA PROCESSING .TIMING SERVICE DORNA DATA PROCESSING .TIMING SERVICE DORNA DATA PROCESSING .TIMING SERVICE DORNA DATA PROCESSING .TIMING SERVICE DORNA DATA PROCESSING .TIMING SERVICE DORNA DATA PROCESSING .TIMING SERVICE DORNA DATA PROCESSING .TIMING SERVICE DORNA DATA PROCESSING .TIMING SERVICE DORNA DATA PROCCEESSS

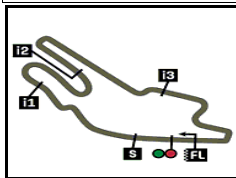


Le Mans, Saturday, May 11, 2024

Le Mans

Results and timing service provided by 

RookiesCup




MICHELIN® GRAND PRIX DE FRANCE

Race Nr.1

Fastest Laps Sequence

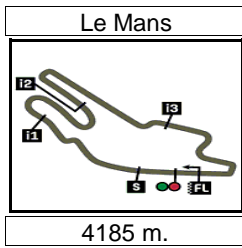
4185 m.

<i>Lap</i>	<i>Race Time</i>	 <i>Rider</i>	<i>Nation</i>	<i>Motorcycle</i>	<i>Time</i>	<i>Km/h</i>	<i>Riders's Lap</i>
2	3'36.730	73 Valentin PERRONE	ARG	KTM	1'46.283	141.7	2
2	3'36.836	51 Brian URIARTE	SPA	KTM	1'45.987	142.1	2
2	3'36.957	28 Máximo QUILES	SPA	KTM	1'45.703	142.5	2
3	5'21.999	28 Máximo QUILES	SPA	KTM	1'45.042	143.4	3
4	7'07.751	27 Rico SALMELA	FIN	KTM	1'44.630	143.9	4
5	8'52.962	13 Hakim DANISH	MAL	KTM	1'44.607	144.0	5
6	10'37.372	73 Valentin PERRONE	ARG	KTM	1'44.598	144.0	6
13	22'52.319	27 Rico SALMELA	FIN	KTM	1'44.513	144.1	13
13	22'52.610	28 Máximo QUILES	SPA	KTM	1'44.332	144.4	13
14	24'37.495	73 Valentin PERRONE	ARG	KTM	1'44.307	144.4	14

DORNA DATA PROCESSING TIMING SERVICE DORNA DATA PROCESSING TIMING SERVICE DORNA DATA PROCESSING TIMING SERVICE DORNA DATA PROCESSING TIMING SERVICE DORNA DATA PROCESSING TIMING SERVICE DORNA DATA PROCESSING TIMING SERVICE DORNA DATA PROCESSING TIMING SERVICE DORNA DATA PROCESSING TIMING SERVICE DORNA DATA PROCCESSS



Le Mans, Saturday, May 11, 2024



Results and timing service provided by TISSOT

RookiesCup

MICHELIN® GRAND PRIX DE FRANCE

Race Nr.1

Chronological Analysis of Performances

* Lap / Sector time cancelled T1 Time from finish line to 1st intermediate T3 Time from 2nd intermed. to 3rd intermed.
P Crossing the finish line in pit lane T2 Time from 1st intermed. to 2nd intermed. T4 Time from 3rd intermediate to finish line

Lap	Lap Time	T1	T2	T3	T4	Speed	Lap	Lap Time	T1	T2	T3	T4	Speed	
1st	28	Máximo QUILES Red Bull Rookies - Sp SPA						9	1'45.322	25.055	23.166	29.993	27.108	209.4
		Runs=1	Total laps=15	Full laps=14	Valid laps=14		10	1'44.700	24.991	23.104	29.797	26.808	210.8	
1	1'51.254	30.058	23.607	30.378	27.211	157.2	11	1'44.911	24.972	23.121	29.972	26.846	209.9	
2	1'45.703	25.386	23.408	30.078	26.831	209.9	12	1'45.063 *	25.127	23.037	29.981	26.918*	211.7	
3	1'45.042	24.972	23.165	30.004	26.901	210.3	13	1'44.399	25.096	22.887	29.746	26.670	210.3	
4	1'45.170	25.404	23.065	29.839	26.862	202.2	14	1'44.348	24.965	22.887	29.746	26.750	208.6	
5	1'45.052	25.209	23.118	29.906	26.819	202.2	15	1'44.463	25.020	22.926	29.906	26.611	212.1	
6	1'44.895	25.199	23.089	29.829	26.778	202.2								
7	1'45.206	25.188	23.166	30.029	26.823	202.2	4th	73	Valentin PERRONE Red Bull Rookies - Ar ARG					
8	1'45.608	25.489	23.241	30.046	26.832	202.6			Runs=1	Total laps=15	Full laps=14	Valid laps=14		
9	1'45.444	25.220	23.071	30.231	26.922	202.6	1	1'50.447	29.406	23.510	30.436	27.095	162.1	
10	1'44.676	25.175	22.999	29.737	26.765	208.1	2	1'46.283	25.446	23.483	30.340	27.014	203.0	
11	1'44.979	25.121	23.201	29.837	26.820	206.8	3	1'45.630	25.500	23.180	30.031	26.919	203.9	
12	1'45.249	25.158	23.094	29.942	27.055	207.3	4	1'45.139	25.229	23.167	29.883	26.860	207.7	
13	1'44.332	25.002	22.897	29.816	26.617	209.4	5	1'45.275	25.145	23.194	29.846	27.090	209.0	
14	1'44.365	24.980	23.011	29.721	26.653	204.7	6	1'44.598	25.157	23.071	29.747	26.623	204.7	
15	1'44.382	25.110	22.965	29.643	26.664	208.6	7	1'45.091	25.076	23.148	30.069	26.798	207.3	
							8	1'45.977	25.204	23.492	30.269	27.012	206.8	
							9	1'45.067	25.111	23.155	29.907	26.894	210.8	
2nd	27	Rico SALMELA Red Bull Rookies - Fin FIN						10	1'44.808	25.124	23.136	29.743	26.805	212.1
		Runs=1	Total laps=15	Full laps=14	Valid laps=14		11	1'45.099	24.982	23.234	29.811	27.072	209.9	
1	1'51.447	30.034	23.381	30.417	27.615	160.0	12	1'45.026	25.105	23.073	29.952	26.896	211.2	
2	1'46.170	25.468	23.380	30.174	27.148	209.9	13	1'44.748	25.237	23.066	29.691	26.754	212.1	
3	1'45.504	25.398	23.068	30.043	26.995	209.9	14	1'44.307	24.893	23.059	29.597	26.758	210.8	
4	1'44.630	25.044	22.956	29.794	26.836	208.1	15	1'44.533	24.922	23.061	29.867	26.683	212.6	
5	1'45.049	25.072	23.160	29.865	26.952	207.7								
6	1'45.065	25.331	22.949	29.857	26.928	203.9	5th	51	Brian URIARTE Red Bull Rookies - Sp SPA					
7	1'45.010	24.990	23.042	30.002	26.976	207.7			Runs=1	Total laps=15	Full laps=14	Valid laps=13		
8	1'45.336	25.171	23.156	30.037	26.972	210.3	1	1'50.849	29.728	23.444	30.552	27.125	164.0	
9	1'44.955	25.152	22.913	30.062	26.828	209.0	2	1'45.987	25.423	23.191	30.339	27.034	206.8	
10	1'44.762	25.062	23.039	29.841	26.820	205.6	3	1'45.327	25.279	23.075	30.117	26.856	207.3	
11	1'44.980	25.101	23.132	29.948	26.799	205.6	4	1'45.169	25.241	23.148	29.898	26.882	206.4	
12	1'44.898	25.122	23.016	30.034	26.726	205.1	5	1'45.048	25.226	23.070	29.886	26.866	207.3	
13	1'44.513	25.127	22.891	29.765	26.730	203.9	6	1'45.119	25.307	23.060	30.095	26.657	203.9	
14	1'44.559	25.031	22.988	29.884	26.656	204.7	7	1'45.108	25.078	23.143	30.040	26.847	209.9	
15	1'44.739	25.086	22.983	29.867	26.803	208.1	8	1'45.658	25.325	23.337	30.080	26.916	205.6	
							9	1'45.465	25.183	23.010	30.084	27.188	209.4	
3rd	83	Alvaro CARPE Red Bull Rookies - Sp SPA						10	1'44.676	25.149	22.948	29.810	26.769	208.1
		Runs=1	Total laps=15	Full laps=14	Valid laps=13		11	1'44.813	25.042	23.113	29.891	26.767	210.8	
1	1'51.141	29.864	23.416	30.487	27.374	161.0	12	1'44.945	25.202	22.967	30.024	26.752	209.0	
2	1'46.052	25.510	23.241	30.290	27.011	209.0	13	1'44.589	25.247	22.938	29.746	26.658	205.6	
3	1'45.764	25.610	23.105	30.057	26.992	205.6	14	1'44.385	25.075	22.902	29.713	26.695	208.1	
4	1'45.184	25.374	23.059	29.956	26.795	203.9	15	1'45.011 *	25.032	22.934	30.190*	26.855	209.9	
5	1'45.034	25.333	23.101	29.908	26.692	205.6								
6	1'44.917	25.208	23.001	29.974	26.734	208.6								
7	1'45.014	25.051	23.026	29.994	26.943	209.0								
8	1'45.460	25.210	23.061	30.170	27.019	211.7								

Fastest Lap: Valentin PERRONE Red Bull Rookies - Ar ARG **1'44.307** 24.893 23.059 29.597 26.758

DORNA DATA PROCESSING TIMING SERVICE DORNA DATA PROCESSING TIMING SERVICE DORNA DATA PROCESSING TIMING SERVICE DORNA DATA PROCESSING TIMING SERVICE DORNA DATA PROCESSING TIMING SERVICE DORNA DATA PROCESSING TIMING SERVICE DORNA DATA PROCESSING TIMING SERVICE DORNA DATA PROCESSING TIMING SERVICE DORNA DATA PROCCESSS



Race Nr.1

RookiesCup

Lap	Lap Time	T1	T2	T3	T4	Speed	Lap	Lap Time	T1	T2	T3	T4	Speed
6th	13	Hakim DANISH				Red Bull Rookies - Ma MAL							
		Runs=1	Total laps=15	Full laps=14	Valid laps=13								
1	1'51.041	29.406	23.415	30.799	27.421	156.7	1	1'52.263	30.699	23.843	30.491	27.230	168.4
2	1'46.778	25.797	23.616	30.188	27.177	206.0	2	1'46.180	25.271	23.472	30.305	27.132	206.0
3	1'45.664	25.336	23.064	30.277	26.987	204.7	3	1'45.899	25.573	23.222	30.189	26.915	203.9
4	1'44.872	25.378	23.017	29.843	26.634	205.6	4	1'45.332	25.299	23.135	30.066	26.832	202.6
5	1'44.607	25.137	23.014	29.818	26.638	206.8	5	1'45.518	25.249	23.282	30.051	26.936	205.1
6	1'44.991	25.334	22.997	29.802	26.858	207.3	6	1'45.279	25.235	23.191	30.053	26.800	203.5
7	1'45.072	25.051	23.060	29.965	26.996	208.1	7	1'45.458	25.253	23.155	30.137	26.913	203.9
8	1'45.732	25.370	23.213	30.158	26.991	209.4	8	1'46.029	25.286	23.419	30.347	26.977	203.9
9	1'45.216	25.031	23.218	29.956	27.011	208.6	9	1'46.165	25.466	23.328	30.357	27.014	203.0
10	1'44.880	25.022	23.130	30.078	26.650	212.1	10	1'46.036	25.354	23.274*	30.431	26.977	203.0
11	1'44.746	24.954	23.085	29.946	26.761	207.3	11	1'46.317	25.481	23.396	30.389	27.051	201.8
12	1'45.061	25.100	23.063	29.944	26.954	210.3	12	1'46.218	25.497	23.348	30.419	26.954	200.6
13	1'45.013	25.088	23.106	30.083	26.736	210.8	13	1'46.067	25.478	23.225	30.383	26.981	200.2
14	1'44.580	25.223	22.992	29.754	26.611	208.1	14	1'45.861	25.430	23.265	30.266	26.900	201.0
15	1'44.902	24.998	23.016	29.898	26.990*	208.1	15	1'45.917	25.413	23.233	30.212	27.059	202.6
7th	11	Ruché MOODLEY				Red Bull Rookies - So RSA							
		Runs=1	Total laps=15	Full laps=14	Valid laps=13								
1	1'50.727	29.571	23.497	30.440	27.219	159.8	1	1'51.791	30.329	23.813	30.281	27.368	164.5
2	1'46.711	26.038	23.389	30.202	27.082	206.0	2	1'46.944	25.232	23.623	30.457	27.632	211.2
3	1'45.871	25.704	23.185	30.093	26.889	209.0	3	1'46.421	25.742	23.558	29.977	27.144	209.0
4	1'45.629	25.677	23.171	30.015	26.766	208.6	4	1'46.422	25.239	23.330	30.648	27.205	206.4
5	1'44.976	25.274	23.029	29.880	26.793	210.3	5	1'46.032	25.333	23.442	30.134	27.123	206.4
6	1'44.918	25.278	23.019	29.785	26.836	206.8	6	1'45.781	25.261	23.334	30.128	27.058	206.0
7	1'45.071	25.511	23.002	29.836	26.722	207.7	7	1'45.691	25.221	23.323	30.164	26.983	206.0
8	1'45.073	25.254	23.008	29.852	26.959	207.3	8	1'45.985	25.328	23.351	30.282	27.024	206.4
9	1'45.273	25.310	23.024	29.950	26.989	210.3	9	1'45.630	25.149	23.247	30.239	26.995	206.0
10	1'44.848	25.189	22.914	29.964	26.781	210.3	10	1'46.041	25.244	23.413	30.260	27.124	206.4
11	1'45.052	25.196	23.048	30.087	26.721	209.9	11	1'46.039	25.275	23.456	30.123	27.185	206.4
12	1'44.652	25.182	22.921	29.753	26.796	208.6	12	1'45.822	25.283	23.370	30.088	27.081	206.0
13	1'44.725	25.276	22.869	29.830	26.750	208.6	13	1'45.784	25.277	23.233	30.126	27.148	204.7
14	1'44.955	25.480	23.035	29.718	26.722	208.1	14	1'45.856	25.293	23.294	30.106	27.163	205.6
15	1'44.869	25.077	22.906	29.790	27.096*	212.6	15	1'46.704	25.648	23.376	30.136	27.544	207.3
8th	31	Giulio PUGLIESE				Red Bull Rookies - Ital ITA							
		Runs=1	Total laps=15	Full laps=14	Valid laps=14								
1	1'51.613	30.196	23.598	30.384	27.435	160.3	1	1'52.678	30.898	23.901	30.484	27.395	165.6
2	1'46.300	25.378	23.745	30.106	27.071	211.2	2	1'46.305	25.449	23.316	30.229	27.311	211.7
3	1'45.759	25.338	23.220	30.155	27.046	206.0	3	1'46.282	25.571	23.372	30.172	27.167	210.3
4	1'45.179	25.241	23.110	29.910	26.918	209.9	4	1'47.121	25.305	23.268	31.354	27.194	207.7
5	1'45.489	25.450	23.167	29.928	26.944	208.1	5	1'46.060	25.430	23.291	30.182	27.157	211.7
6	1'44.825	25.156	23.053	29.745	26.871	208.6	6	1'45.767	25.343	23.384	29.922	27.118	212.6
7	1'45.240	25.260	23.154	29.931	26.895	209.4	7	1'45.382	25.176	23.262	30.005	26.939	211.7
8	1'45.089	25.129	23.140	29.889	26.931	209.4	8	1'45.567	25.390	23.164	30.020	26.993	206.0
9	1'45.077	25.039	23.093	29.980	26.965	209.9	9	1'45.771	25.256	23.191	30.189	27.135	208.1
10	1'44.822	25.058	23.056	29.820	26.888	210.3	10	1'45.927	25.367	23.332	30.179	27.049	205.1
11	1'44.984	25.106	23.083	29.752	27.043	210.3	11	1'45.986	25.305	23.370	30.191	27.120	207.7
12	1'44.986	25.088	23.212	29.838	26.848	210.3	12	1'45.870	25.427	23.327	30.020	27.096	206.0
13	1'45.126	25.161	23.053	29.722	27.190	207.7	13	1'45.804	25.394	23.215	30.098	27.097	207.3
14	1'45.668	25.177	23.232	30.025	27.234	207.3	14	1'45.802	25.251	23.417	30.083	27.051	208.1
15	1'45.943	25.309	23.286	30.114	27.234	208.1	15	1'46.639	25.408	23.386	30.335	27.510	209.0
9th	57	Leonardo ZANNI				Red Bull Rookies - Ital ITA							
		Runs=1	Total laps=15	Full laps=14	Valid laps=13								
1	1'52.573	30.797	23.902	30.524	27.350	167.3	1	1'52.573	30.797	23.902	30.524	27.350	167.3
2	1'46.577	25.527	23.101	30.399	27.550	209.0	2	1'46.577	25.527	23.101	30.399	27.550	209.0

Fastest Lap: Valentin PERRONE Red Bull Rookies - Ar ARG **1'44.307** 24.893 23.059 29.597 26.758

DORNA DATA PROCESSING TIMING SERVICE DORNA DATA PROCESSING TIMING SERVICE DORNA DATA PROCESSING TIMING SERVICE DORNA DATA PROCESSING TIMING SERVICE DORNA DATA PROCESSING TIMING SERVICE DORNA DATA PROCESSING TIMING SERVICE DORNA DATA PROCESSING TIMING SERVICE DORNA DATA PROCESSING TIMING SERVICE DORNA DATA PROCCESSS



Le Mans, Saturday, May 11, 2024

Race Nr.1

RookiesCup

Lap	Lap Time	T1	T2	T3	T4	Speed	Lap	Lap Time	T1	T2	T3	T4	Speed
3	1'47.005	25.550	23.698	30.358	27.399	208.1	5	1'46.090	25.443	23.199	30.217	27.231	211.7
4	1'45.860	25.289	23.211	30.066	27.294	207.3	6	1'45.539	25.336	23.293	29.916	26.994	212.6
5	1'46.205	25.301	23.329	30.211	27.364	207.3	7	1'46.137	25.312	23.281	30.419	27.125	208.1
6	1'46.139	25.378	23.523	30.266	26.972	209.0	8	1'46.766	25.305	23.826	30.331	27.304	209.0
7	1'46.201	25.310	23.191	30.303	27.397	209.0	9	1'46.596	25.645	23.432	30.407	27.112	208.6
8	1'46.100	25.474	23.337	30.224	27.065	208.1	10	1'45.661	25.306	23.248	30.168	26.939	209.0
9	1'47.206	25.720	23.338	30.517	27.631	205.6	11	1'45.738	25.280	23.275	30.051	27.132	209.9
10	1'45.651	25.313	23.136	30.222	26.980	206.8	12	1'45.585	25.451	23.200	30.110	26.824	206.0
11	1'45.767	25.266	23.224	30.276	27.001	208.6	13	1'45.283	25.275	23.103	30.066	26.839	205.6
12	1'45.649	25.352	23.274	30.175	26.848	206.4	14	1'45.782	25.196	23.230	30.324	27.032	207.7
13	1'45.551	25.305	23.188	30.137	26.921	206.4	15	1'47.126	25.604	23.419	30.215	27.888	207.3
14	1'45.740	25.148	23.137	30.356	27.099	209.4							
15	1'45.915	25.250	23.150	30.417	27.098	208.6							

13th 50		Carter THOMPSON		Red Bull Rookies - Au AUS		
Runs=1	Total laps=15	Full laps=14	Valid laps=14			
1	1'52.457	30.609	23.787	30.534	27.527	158.0
2	1'47.328	25.732	23.407	30.631	27.558	205.1
3	1'46.746	25.311	23.638	30.500	27.297	209.4
4	1'46.025	25.274	23.316	30.158	27.277	209.4
5	1'46.690	25.368	23.278	30.905	27.139	206.0
6	1'45.870	25.426	23.343	30.182	26.919	204.3
7	1'46.129	25.303	23.392	30.369	27.065	206.4
8	1'46.215	25.413	23.287	30.352	27.163	205.6
9	1'46.214	25.363	23.213	30.399	27.239	206.4
10	1'45.684	25.337	23.187	30.214	26.946	206.8
11	1'45.743	25.205	23.331	30.210	26.997	207.7
12	1'45.512	25.267	23.298	30.068	26.879	210.3
13	1'45.564	25.182	23.296	30.161	26.925	207.3
14	1'45.875	25.198	23.233	30.436	27.008	206.4
15	1'46.092	25.230	23.461	30.141	27.260	207.7

16th 7		Rocco SESSLER		Red Bull Rookies - Ge GER		
Runs=1	Total laps=15	Full laps=14	Valid laps=12			
1	1'53.068	30.981	24.045	30.691	27.351	167.8
2	1'47.289	25.956	23.586	30.530	27.217	204.7
3	1'47.379	25.645	23.601	30.794	27.339	204.7
4	1'46.531	25.545	23.465	30.385	27.136	205.1
5	1'46.582	25.744	23.438	30.423	26.977	203.5
6	1'46.850 *	25.655	23.494	30.524	27.177*	204.3
7	1'47.066	25.983	23.444	30.426	27.213	201.8
8	1'46.913	25.694	23.480	30.565	27.174	205.1
9	1'46.991	25.759	23.478	30.592	27.162	202.2
10	1'47.231	25.831	23.624	30.635	27.141	201.4
11	1'46.846	25.689	23.592	30.449	27.116	202.2
12	1'46.701	25.799	23.538	30.395	26.969	200.2
13	1'46.568 *	25.819	23.380	30.380	26.989*	199.8
14	1'46.624	25.707	23.536	30.428	26.953	201.0
15	1'47.202	25.781	23.469	30.612	27.340	202.2

14th 47		Dodo BOGGIO		Red Bull Rookies - Ital ITA		
Runs=1	Total laps=15	Full laps=14	Valid laps=13			
1	1'52.059	30.487	23.797	30.478	27.297	162.9
2	1'46.646	25.361	23.526	30.272	27.487	206.8
3	1'47.258	25.793	23.660	30.508	27.297	206.0
4	1'46.174	25.586	23.179	30.136	27.273	204.3
5	1'45.927	25.277	23.306	30.256	27.088	208.6
6	1'46.023	25.441	23.300	30.168	27.114	206.4
7	1'46.139	25.428	23.184	30.373	27.154	207.7
8	1'46.348	25.654	23.251	30.185	27.258	206.0
9	1'46.397	25.566	23.385	30.338	27.108	203.5
10	1'45.830	25.440	23.273	30.193	26.924	203.5
11	1'46.153 *	25.361	23.254	30.336	27.202*	206.4
12	1'45.814	25.500	23.341	30.107	26.866	206.8
13	1'45.589	25.154	23.361	30.103	26.971	207.7
14	1'45.967	25.342	23.167	30.378	27.080	206.4
15	1'45.955	25.216	23.321	30.308	27.110	210.8

17th 48		Lenoxx PHOMMAR		Red Bull Rookies - Sw SWI		
Runs=1	Total laps=15	Full laps=14	Valid laps=13			
1	1'53.521	31.158	24.027	30.955	27.381	168.4
2	1'47.352	25.871	23.461	30.456	27.564	209.9
3	1'46.978	25.526	23.475	30.564	27.413	205.6
4	1'45.980	25.301	23.357	30.277	27.045	208.1
5	1'46.656	25.589	23.706	30.318	27.043	205.6
6	1'47.412	25.927	23.684	30.554	27.247	203.9
7	1'46.765	25.667	23.357	30.530	27.211	205.6
8	1'47.561	25.931	23.488	30.610	27.532	203.5
9	1'47.085	25.693	23.505	30.577	27.310	203.5
10	1'47.253	25.916	23.663	30.536	27.138	203.9
11	1'47.511	25.507	23.649	30.308	28.047	205.6
12	1'46.726	26.009	23.352	30.339	27.026	199.0
13	1'46.726 *	25.889	23.434	30.470	26.933*	204.3
14	1'46.134	25.436	23.372	30.435	26.891	204.7
15	1'46.245	25.405	23.300	30.248	27.292	206.8

15th 56		Kevin FARKAS		Red Bull Rookies - Hu HUN		
Runs=1	Total laps=15	Full laps=14	Valid laps=14			
1	1'53.144	31.192	24.085	30.588	27.279	164.8
2	1'46.553	25.609	23.199	30.145	27.600	208.6
3	1'46.560	25.311	23.549	30.446	27.254	209.0
4	1'46.032	25.466	23.160	30.220	27.186	209.0

18th 24		Guillem PLANQUES		Red Bull Rookies - Fra FRA		
Runs=1	Total laps=15	Full laps=14	Valid laps=13			
1	1'51.946	30.438	23.591	30.594	27.323	168.4
2	1'46.986	25.356	23.574	30.579	27.477	205.6
3	1'47.496	25.741	23.639	30.636	27.480	204.3
4	1'46.802	25.546	23.503	30.560	27.193	207.3
5	1'46.537 *	25.62*	23.435	30.218	27.261	203.5
6	1'46.083	25.300	23.430	30.145	27.208	205.1

Fastest Lap: Valentin PERRONE Red Bull Rookies - Ar ARG 1'44.307 24.893 23.059 29.597 26.758

DORNA DATA PROCESSING TIMING SERVICE DORNA DATA PROCESSING TIMING SERVICE DORNA DATA PROCESSING TIMING SERVICE DORNA DATA PROCESSING TIMING SERVICE DORNA DATA PROCESSING TIMING SERVICE DORNA DATA PROCESSING TIMING SERVICE DORNA DATA PROCESSING TIMING SERVICE DORNA DATA PROCESSING TIMING SERVICE DORNA DATA PROCCESSS



Race Nr.1

RookiesCup

Lap	Lap Time	T1	T2	T3	T4	Speed	Lap	Lap Time	T1	T2	T3	T4	Speed
7	1'47.075	25.791	23.471	30.542	27.271	203.5	9	1'47.114	25.437	24.035	30.427	27.215	208.1
8	1'49.887	25.639	23.546	33.252	27.450	202.6	10	1'46.615	25.622	23.472	30.308	27.213	205.6
9	1'46.705	25.496	23.410	30.404	27.395	205.1	11	1'46.812	25.482	23.510	30.222	27.598	205.6
10	1'46.591	25.684	23.443	30.396	27.068	206.0	12	1'46.340	25.530	23.716	30.202	26.892	203.5
11	1'46.904	25.781	23.525	30.339	27.259	203.5	13	1'47.834	26.137	23.694	30.774	27.229	204.3
12	1'46.647	25.667	23.520	30.425	27.035	203.5	14	1'47.246 *	25.788	23.728	30.502	27.228*	201.8
13	1'46.709	25.862	23.245	30.525	27.077	203.0	15	1'47.462	25.766	23.536	30.766	27.394	201.8
14	1'46.611	25.622	23.497	30.382	27.110	200.2							
15	1'47.244	25.685	23.522	30.464	27.573	203.5							

19th 16 **Joel PONS** Red Bull Rookies - Sp SPA
 Runs=1 Total laps=15 Full laps=14 Valid laps=14

1	1'54.361	31.762	24.304	30.593	27.702	166.2
2	1'47.400	25.965	23.639	30.447	27.349	206.8
3	1'47.306	25.818	23.721	30.322	27.445	204.7
4	1'47.018	25.672	23.828	30.235	27.283	204.3
5	1'47.070	25.669	23.782	30.245	27.374	203.5
6	1'46.755	25.714	23.554	30.323	27.164	203.0
7	1'46.283	25.488	23.559	30.034	27.202	204.3
8	1'47.023	25.490	23.475	30.436	27.622	203.9
9	1'46.491	25.414	23.434	30.382	27.261	206.8
10	1'46.544	25.599	23.743	30.170	27.032	206.4
11	1'47.382	25.536	23.768	30.415	27.663	206.8
12	1'46.171	25.585	23.372	30.272	26.942	202.2
13	1'46.647	25.811	23.448	30.463	26.925	206.4
14	1'46.641	25.717	23.562	30.312	27.050	202.2
15	1'47.204	25.666	23.751	30.294	27.493	204.3

20th 45 **Kgopotso MONONY** Red Bull Rookies - So RSA
 Runs=1 Total laps=15 Full laps=14 Valid laps=13

1	1'54.537	31.781	24.092	30.944	27.720	171.0
2	1'47.734	26.048	23.744	30.668	27.274	205.1
3	1'47.582	25.969	23.593	30.692	27.328	202.6
4	1'47.002	25.847	23.414	30.632	27.109	201.8
5	1'47.153	25.748	23.578	30.670	27.157	202.2
6	1'46.996	25.798	23.376	30.569	27.253	202.2
7	1'46.722	25.887	23.448	30.394	26.993	202.6
8	1'46.696 *	25.736	23.369	30.481	27.110*	201.8
9	1'46.504	25.715	23.311	30.418	27.060	202.6
10	1'46.640	25.721	23.290	30.599	27.030	203.9
11	1'46.579	25.756	23.437	30.341	27.045	204.7
12	1'46.808	26.039	23.414	30.431	26.924	200.2
13	1'47.299	25.818	23.515	30.752	27.214	205.6
14	1'46.433	25.766	23.265	30.409	26.993	206.8
15	1'46.389	25.581	23.273	30.447	27.088	204.3

21st 4 **Sullivan MOUNSEY** Red Bull Rookies - Gr GBR
 Runs=1 Total laps=15 Full laps=14 Valid laps=12

1	1'53.860	31.615	24.030	30.664	27.551	171.0
2	1'47.791	26.025	23.716	30.498	27.552	206.8
3	1'47.700	26.007	23.781	30.490	27.422	201.4
4	1'46.977	25.559	23.830	30.330	27.258	205.1
5	1'47.074 *	25.675	23.768	30.260*	27.371	205.6
6	1'46.807	25.570	23.665	30.436	27.136	204.7
7	1'46.450	25.393	23.511	30.453	27.093	206.0
8	1'46.687	25.429	23.652	30.450	27.156	204.7

22nd 44 **Milan PAWELEC** Red Bull Rookies - Pol POL
 Runs=1 Total laps=13 Full laps=12 Valid laps=12

1	1'53.379	31.760	23.648	30.617	27.354	167.0
2	1'47.288	26.248	23.401	30.431	27.208	206.0
3	1'46.800	25.527	23.491	30.629	27.153	204.3
4	1'45.939	25.529	23.177	30.397	26.836	201.4
5	1'45.991	25.588	23.361	30.232	26.810	204.7
6	1'45.402	25.355	23.177	30.078	26.792	204.3
7	1'45.583	25.388	23.012	30.067	27.116	202.6
8	1'46.289	25.425	23.267	30.137	27.460	206.0
9	1'46.410	25.689	23.303	30.389	27.029	203.5
10	1'45.396	25.251	23.096	30.225	26.824	206.4
11	1'45.723	25.493	23.256	30.192	26.782	200.6
12	1'45.515	25.546	23.155	30.194	26.620	199.4
13	1'45.438	25.454	23.029	30.124	26.831	199.0
	unfinished	25.449	23.061			200.6

23rd 52 **Evan BELFORD** Red Bull Rookies - Gr GBR
 Runs=1 Total laps=10 Full laps=9 Valid laps=9

1	1'54.656	32.222	23.947	30.856	27.631	169.8
2	1'47.906	25.934	23.809	30.701	27.462	208.6
3	1'47.573	25.803	23.669	30.792	27.309	203.9
4	1'46.912	25.735	23.396	30.609	27.172	205.6
5	1'47.161	25.675	23.593	30.649	27.244	206.4
6	1'46.925	25.705	23.462	30.559	27.199	205.1
7	1'47.538	25.491	24.281	30.538	27.228	206.8
8	1'47.048	25.811	23.377	30.596	27.264	203.5
9	1'46.784	25.681	23.427	30.463	27.213	203.0
10	1'46.938	25.648	23.399	30.547	27.344	203.0
	unfinished	25.598				203.5

24th 20 **Jakkreephat PHUET** Red Bull Rookies - Th THA
 Runs=1 Total laps=7 Full laps=6 Valid laps=6

1	1'52.942	30.836	24.058	30.649	27.399	169.5
2	1'46.488	25.427	23.344	30.308	27.409	208.1
3	1'46.308	25.422	23.595	30.156	27.135	209.9
4	1'46.097	25.429	23.163	30.325	27.180	207.3
5	1'46.092	25.301	23.427	30.216	27.148	207.7
6	1'45.695	25.486	23.311	29.837	27.061	206.0
7	1'46.342	25.394	23.429	30.147	27.372	206.4
	unfinished	25.579	23.407	30.125		207.7

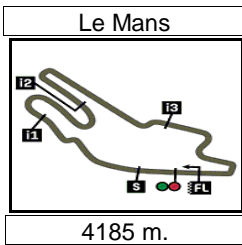
25th 95 **Marco MORELLI** Red Bull Rookies - Ar ARG
 Runs=1 Total laps=0 Full laps=0 Valid laps=0

	unfinished	29.330				159.8
--	------------	--------	--	--	--	-------

Fastest Lap: Valentin PERRONE Red Bull Rookies - Ar ARG **1'44.307** 24.893 23.059 29.597 26.758

DORNA DATA PROCESSING TIMING SERVICE DORNA DATA PROCESSING TIMING SERVICE DORNA DATA PROCESSING TIMING SERVICE DORNA DATA PROCESSING TIMING SERVICE DORNA DATA PROCESSING TIMING SERVICE DORNA DATA PROCESSING TIMING SERVICE DORNA DATA PROCCESSS





Results and timing service provided by TISSOT

RookiesCup

MICHELIN® GRAND PRIX DE FRANCE Official Starting Grid

Race : 15 laps = 62.775 km



1	1 1'44.230 28 Máximo QUILES KTM	2 1'44.258 27 Rico SALMELA KTM	3 1'44.604 13 Hakim DANISH KTM
2	4 1'44.640 95 Marco MORELLI KTM	5 1'44.926 11 Ruché MOODLEY KTM	6 1'44.979 73 Valentin PERRONE KTM
3	7 1'44.987 31 Giulio PUGLIESE KTM	8 1'44.999 50 Carter THOMPSON KTM	9 1'44.475 83 Alvaro CARPE KTM
4	10 1'45.196 51 Brian URIARTE KTM	11 1'45.347 54 Veda PRATAMA KTM	12 1'45.617 47 Dodo BOGGIO KTM
5	13 1'45.688 70 Kristian DANIEL KTM	14 1'45.799 56 Kevin FARKAS KTM	15 1'45.799 16 Joel PONS KTM
6	16 1'45.967 57 Leonardo ZANNI KTM	17 1'46.026 24 Guillem PLANQUES KTM	18 1'46.036 5 Leo RAMMERSTORFER KTM
7	19 1'46.305 20 Jakkreephat PHUETTISAN KTM	20 1'46.325 7 Rocco SESSLER KTM	21 1'46.414 44 Milan PAWELEC KTM
8	22 1'46.635 48 Lenox PHOMMARA KTM	23 1'46.975 45 Kgotso MONONYANE KTM	24 1'47.065 4 Sullivan MOUNSEY KTM

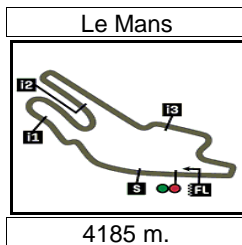
FIM Rookies Cup Stewards Panel grid penalty for rider #83 Carpe

The results are provisional until the end of the limit for protest and appeals and until the ratification of the Event Management Committee.

Time limit for protest expires 60' at the latest after publication of the results - Time:

DORNA DATA PROCESSING TIMING SERVICE DORNA DATA PROCESSING TIMING SERVICE DORNA DATA PROCESSING TIMING SERVICE DORNA DATA PROCESSING TIMING SERVICE DORNA DATA PROCESSING TIMING SERVICE DORNA DATA PROCESSING TIMING SERVICE DORNA DATA PROCESSING TIMING SERVICE DORNA DATA PROCCEESSS





Results and timing service provided by TISSOT

RookiesCup

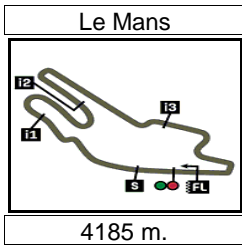
MICHELIN® GRAND PRIX DE FRANCE

Race Nr.1

Fastest Lap of Each Rider

	Rider	Nation	Team	Motorcycle	Time	Lap	Total	Gap
1	73 Valentin PERRONE	ARG	Red Bull Rookies - Argentina	KTM	1'44.307	14	15	
2	28 Máximo QUILES	SPA	Red Bull Rookies - Spain	KTM	1'44.332	13	15	0.025 0.025
3	83 Alvaro CARPE	SPA	Red Bull Rookies - Spain	KTM	1'44.348	14	15	0.041 0.016
4	51 Brian URIARTE	SPA	Red Bull Rookies - Spain	KTM	1'44.385	14	15	0.078 0.037
5	27 Rico SALMELA	FIN	Red Bull Rookies - Finland	KTM	1'44.513	13	15	0.206 0.128
6	13 Hakim DANISH	MAL	Red Bull Rookies - Malaysia	KTM	1'44.580	14	15	0.273 0.067
7	11 Ruché MOODLEY	RSA	Red Bull Rookies - South Africa	KTM	1'44.652	12	15	0.345 0.072
8	31 Giulio PUGLIESE	ITA	Red Bull Rookies - Italy	KTM	1'44.822	10	15	0.515 0.170
9	57 Leonardo ZANNI	ITA	Red Bull Rookies - Italy	KTM	1'45.279	6	15	0.972 0.457
10	56 Kevin FARKAS	HUN	Red Bull Rookies - Hungary	KTM	1'45.283	13	15	0.976 0.004
11	70 Kristian DANIEL	USA	Red Bull Rookies - United States	KTM	1'45.382	7	15	1.075 0.099
12	44 Milan PAWELEC	POL	Red Bull Rookies - Poland	KTM	1'45.396	10	13	1.089 0.014
13	50 Carter THOMPSON	AUS	Red Bull Rookies - Australia	KTM	1'45.512	12	15	1.205 0.116
14	5 Leo RAMMERSTORFER	AUT	Red Bull Rookies - Austria	KTM	1'45.551	13	15	1.244 0.039
15	47 Dodo BOGGIO	ITA	Red Bull Rookies - Italy	KTM	1'45.589	13	15	1.282 0.038
16	54 Veda PRATAMA	INA	Red Bull Rookies - Indonesia	KTM	1'45.630	9	15	1.323 0.041
17	20 Jakkreephat PHUETTISAN	THA	Red Bull Rookies - Thailand	KTM	1'45.695	6	7	1.388 0.065
18	48 Lenox PHOMMARA	SWI	Red Bull Rookies - Switzerland	KTM	1'45.980	4	15	1.673 0.285
19	24 Guillem PLANQUES	FRA	Red Bull Rookies - France	KTM	1'46.083	6	15	1.776 0.103
20	16 Joel PONS	SPA	Red Bull Rookies - Spain	KTM	1'46.171	12	15	1.864 0.088
21	4 Sullivan MOUNSEY	GBR	Red Bull Rookies - Great Britain	KTM	1'46.340	12	15	2.033 0.169
22	45 Kgototso MONONYANE	RSA	Red Bull Rookies - South Africa	KTM	1'46.389	15	15	2.082 0.049
23	7 Rocco SESSLER	GER	Red Bull Rookies - Germany	KTM	1'46.531	4	15	2.224 0.142
24	52 Evan BELFORD	GBR	Red Bull Rookies - Great Britain	KTM	1'46.784	9	10	2.477 0.253

DORNA DATA PROCESSING TIMING SERVICE DORNA DATA PROCESSING TIMING SERVICE DORNA DATA PROCESSING TIMING SERVICE DORNA DATA PROCESSING TIMING SERVICE DORNA DATA PROCESSING TIMING SERVICE DORNA DATA PROCESSING TIMING SERVICE DORNA DATA PROCESSING TIMING SERVICE DORNA DATA PROCESSING TIMING SERVICE DORNA DATA PROCCEESSS



Results and timing service provided by **TISSOT**

RookiesCup

MICHELIN® GRAND PRIX DE FRANCE

Race Nr.1

Analysis by Lap

Num Lap Time Gap

Lap 1

73	1'50.447	
11	1'50.727	0.280
51	1'50.849	0.402
13	1'51.041	0.594
83	1'51.141	0.694
28	1'51.254	0.807
27	1'51.447	1.000
31	1'51.613	1.166
54	1'51.791	1.344
24	1'51.946	1.499
47	1'52.059	1.612
57	1'52.263	1.816
50	1'52.457	2.010
5	1'52.573	2.126
70	1'52.678	2.231
20	1'52.942	2.495
7	1'53.068	2.621
56	1'53.144	2.697
44	1'53.379	2.932
48	1'53.521	3.074
4	1'53.860	3.413
16	1'54.361	3.914
45	1'54.537	4.090
52	1'54.656	4.209

Lap 2

73	1'46.283	
51	1'45.987	0.106
28	1'45.703	0.227
83	1'46.052	0.463
11	1'46.711	0.708
27	1'46.170	0.887
13	1'46.778	1.089
31	1'46.300	1.183
57	1'46.180	1.713
47	1'46.646	1.975
54	1'46.944	2.005
24	1'46.986	2.202
70	1'46.305	2.253
5	1'46.577	2.420
20	1'46.488	2.700
56	1'46.553	2.967
50	1'47.328	3.055
7	1'47.289	3.627
44	1'47.288	3.937
48	1'47.352	4.143
4	1'47.791	4.921
16	1'47.400	5.031
45	1'47.734	5.541
52	1'47.906	5.832

Lap 3

28	1'45.042	
51	1'45.327	0.164
73	1'45.630	0.361
83	1'45.764	0.958
27	1'45.504	1.122
11	1'45.871	1.310

13	1'45.664	1.484
31	1'45.759	1.673
57	1'45.899	2.343
54	1'46.421	3.157
70	1'46.282	3.266
20	1'46.308	3.739
47	1'47.258	3.964
5	1'47.005	4.156
56	1'46.560	4.258
24	1'47.496	4.429
50	1'46.746	4.532
44	1'46.800	5.468
7	1'47.379	5.737
48	1'46.978	5.852
16	1'47.306	7.068
4	1'47.700	7.352
45	1'47.582	7.854
52	1'47.573	8.136

Lap 4

28	1'45.170	
51	1'45.169	0.163
73	1'45.139	0.330
27	1'44.630	0.582
83	1'45.184	0.972
13	1'44.872	1.186
31	1'45.179	1.682
11	1'45.629	1.769
57	1'45.332	2.505
54	1'46.422	4.409
20	1'46.097	4.666
5	1'45.860	4.846
47	1'46.174	4.968
56	1'46.032	5.120
70	1'47.121	5.217
50	1'46.025	5.387
24	1'46.802	6.061
44	1'45.939	6.237
48	1'45.980	6.662
7	1'46.531	7.098
16	1'47.018	8.916
4	1'46.977	9.159
45	1'47.002	9.686
52	1'46.912	9.878

Lap 5

28	1'45.052	
51	1'45.048	0.159
73	1'45.275	0.553
27	1'45.049	0.579
13	1'44.607	0.741
83	1'45.034	0.954
11	1'44.976	1.693
31	1'45.489	2.119
57	1'45.518	2.971
54	1'46.032	5.389
20	1'46.092	5.706
47	1'45.927	5.843
5	1'46.205	5.999
56	1'46.090	6.158

70	1'46.060	6.225
50	1'46.690	7.025
44	1'45.991	7.176
24	1'46.537	7.546
48	1'46.656	8.266
7	1'46.582	8.628
16	1'47.070	10.934
4	1'47.074	11.181
45	1'47.153	11.787
52	1'47.161	11.987

Lap 6

28	1'44.895	
73	1'44.598	0.256
51	1'45.119	0.383
27	1'45.065	0.749
13	1'44.991	0.837
83	1'44.917	0.976
11	1'44.918	1.716
31	1'44.825	2.049
57	1'45.279	3.355
54	1'45.781	6.275
20	1'45.695	6.506
56	1'45.539	6.802
47	1'46.023	6.971
70	1'45.767	7.097
5	1'46.139	7.243
44	1'45.402	7.683
50	1'45.870	8.000
24	1'46.083	8.734
7	1'46.850	10.583
48	1'47.412	10.783
16	1'46.755	12.794
4	1'46.807	13.093
45	1'46.996	13.888
52	1'46.925	14.017

Lap 7

28	1'45.206	
73	1'45.091	0.141
51	1'45.108	0.285
27	1'45.010	0.553
13	1'45.072	0.703
83	1'45.014	0.784
11	1'45.071	1.581
31	1'45.240	2.083
57	1'45.458	3.607
54	1'45.691	6.760
70	1'45.382	7.273
20	1'46.342	7.642
56	1'46.137	7.733
47	1'46.139	7.904
44	1'45.583	8.060
5	1'46.201	8.238
50	1'46.129	8.923
24	1'47.075	10.603
48	1'46.765	12.342
7	1'47.066	12.443
16	1'46.283	13.871
4	1'46.450	14.337

45	1'46.722	15.404
52	1'47.538	16.349

Lap 8

28	1'45.608	
27	1'45.336	0.281
51	1'45.658	0.335
73	1'45.977	0.510
83	1'45.460	0.636
13	1'45.732	0.827
11	1'45.073	1.046
31	1'45.089	1.564
57	1'46.029	4.028
54	1'45.985	7.137
70	1'45.567	7.232
47	1'46.348	8.644
5	1'46.100	8.730
44	1'46.289	8.741
56	1'46.766	8.891
50	1'46.215	9.530
7	1'46.913	13.748
48	1'47.561	14.295
24	1'49.887	14.882
16	1'47.023	15.286
4	1'46.687	15.416
45	1'46.696	16.492
52	1'47.048	17.789

Lap 9

27	1'44.955	
28	1'45.444	0.208
73	1'45.067	0.341
51	1'45.465	0.564
83	1'45.322	0.722
13	1'45.216	0.807
11	1'45.273	1.083
31	1'45.077	1.405
57	1'46.165	4.957
54	1'45.630	7.531
70	1'45.771	7.767
47	1'46.397	9.805
44	1'46.410	9.915
56	1'46.596	10.251
50	1'46.214	10.508
5	1'47.206	10.700
7	1'46.991	15.503
48	1'47.085	16.144
24	1'46.705	16.351
16	1'46.491	16.541
4	1'47.114	17.294
45	1'46.504	17.760
52	1'46.784	19.337

Lap 10

27	1'44.762	
28	1'44.676	0.122
73	1'44.808	0.387
51	1'44.676	0.478
83	1'44.700	0.660
13	1'44.880	0.925

11	1'44.848	1.169
31	1'44.822	1.465
57	1'46.036	6.231
54	1'46.041	8.810
70	1'45.927	8.932
44	1'45.396	10.549
47	1'45.830	10.873
56	1'45.661	11.150
50	1'45.684	11.430
5	1'45.651	11.589
7	1'47.231	17.972
24	1'46.591	18.180
16	1'46.544	18.323
48	1'47.253	18.635
4	1'46.615	19.147
45	1'46.640	19.638
52	1'46.938	21.513

Lap 11

27	1'44.980	
28	1'44.979	0.121
51	1'44.813	0.311
73	1'45.099	0.506
83	1'44.911	0.591
13	1'44.746	0.691
11	1'45.052	1.241
31	1'44.984	1.469
57	1'46.317	7.568
54	1'46.039	9.869
70	1'45.986	9.938
44	1'45.723	11.292
56	1'45.738	11.908
47	1'46.153	12.046
50	1'45.743	12.193
5	1'45.767	12.376
7	1'46.846	19.838
24	1'46.904	20.104
16	1'47.382	20.725
4	1'46.812	20.979
48	1'47.511	21.166
45	1'46.579	21.237

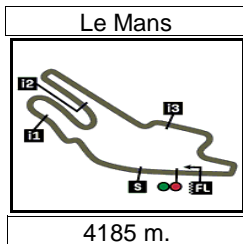
Lap 12

27	1'44.898	
51	1'44.945	0.358
28	1'45.249	0.472
73	1'45.026	0.634
83	1'45.063	0.756
13	1'45.061	0.854
11	1'44.652	0.995
31	1'44.986	1.557
57	1'46.218	8.888
54	1'45.822	10.793
70	1'45.870	10.910
44	1'45.515	11.909
56	1'45.585	12.595
50	1'45.512	12.807
47	1'45.814	12.962
5	1'45.649	13.127
7	1'46.701	21.641

Lapped rider

DORNA DATA PROCESSING TIMING SERVICE DORNA DATA PROCESSING TIMING SERVICE DORNA DATA PROCESSING TIMING SERVICE DORNA DATA PROCESSING TIMING SERVICE DORNA DATA PROCESSING TIMING SERVICE DORNA DATA PROCESSING TIMING SERVICE DORNA DATA PROCESSING TIMING SERVICE DORNA DATA PROCESSING TIMING SERVICE DORNA DATA PROCCESSS





Results and timing service provided by **TISSOT**
 After the **MICHELIN® GRAND PRIX DE FRANCE**

RookiesCup

2024 Riders Performance

(Qualifying Position - Starting Position - Race Position)

Rider	Points	SPA	SPA	FRA	FRA	ITA	ITA		AUT		ARA		ARA		RSM						
1 QUILES Máximo	54	1	1	1																	
		1-3	1-4	1-1	-	-	-	-	-	-	-	-	-	-	-	-	-	-	-	-	-
2 CARPE Alvaro	54	6	6	3																	
		6-4	6-1	9-3	-	-	-	-	-	-	-	-	-	-	-	-	-	-	-	-	-
3 PERRONE Valentin	42	10	10	7																	
		10-2	10-7	6-4	-	-	-	-	-	-	-	-	-	-	-	-	-	-	-	-	-
4 SALMELA Rico	42	9	9	2																	
		9-5	9-5	2-2	-	-	-	-	-	-	-	-	-	-	-	-	-	-	-	-	-
5 DANISH Hakim	37	3	3	4																	
		3-9	3-2	3-6	-	-	-	-	-	-	-	-	-	-	-	-	-	-	-	-	-
6 URIARTE Brian	37	2	2	10																	
		2-6	2-3	10-5	-	-	-	-	-	-	-	-	-	-	-	-	-	-	-	-	-
7 MORELLI Marco	35	5	5	5																	
		5-1	5-6	4-NL	-	-	-	-	-	-	-	-	-	-	-	-	-	-	-	-	-
8 MOODLEY Ruché	17	7	7	6																	
		7-NC	7-8	5-7	-	-	-	-	-	-	-	-	-	-	-	-	-	-	-	-	-
9 PUGLIESE Giulio	14	14	14	8																	
		14-NC	14-10	7-8	-	-	-	-	-	-	-	-	-	-	-	-	-	-	-	-	-
10 PLANQUES Guillem	12	16	16	17																	
		16-7	16-13	17-18	-	-	-	-	-	-	-	-	-	-	-	-	-	-	-	-	-
11 DANIEL Kristian	12	8	8	13																	
		8-NC	8-9	13-11	-	-	-	-	-	-	-	-	-	-	-	-	-	-	-	-	-
12 ZANNI Leonardo	11	12	12	16																	
		12-NC	12-12	16-9	-	-	-	-	-	-	-	-	-	-	-	-	-	-	-	-	-
13 PRATAMA Veda	11	4	4	11																	
		4-NC	4-11	11-10	-	-	-	-	-	-	-	-	-	-	-	-	-	-	-	-	-

NC=Not classified NL=Not finished first lap NP=Not started race re-start N2=Not finished first lap race re-start EX=Excluded NS=Not Started DS=Disqualified

DORNA DATA PROCESSING TIMING SERVICE DORNA DATA PROCESSING TIMING SERVICE DORNA DATA PROCESSING TIMING SERVICE DORNA DATA PROCESSING TIMING SERVICE DORNA DATA PROCESSING TIMING SERVICE DORNA DATA PROCESSING TIMING SERVICE DORNA DATA PROCESSING TIMING SERVICE DORNA DATA PROCESSING TIMING SERVICE DORNA DATA PROCESSING TIMING SERVICE DORNA DATA PROCESSING TIMING SERVICE DORNA DATA PROCESSING TIMING SERVICE DORNA DATA PROCESSING TIMING SERVICE



Rider	Points	SPA	SPA	FRA	FRA	ITA	ITA		AUT		ARA		ARA		RSM						
14 SESSLER Rocco	8	18	18	20																	
		18-8	18-20	20-16	-	-	-	-	-	-	-	-	-	-	-	-	-	-	-	-	-
15 MONONYANE Kgotso	6	21	21	23																	
		20-10	20-NL	23-20	-	-	-	-	-	-	-	-	-	-	-	-	-	-	-	-	-
16 PHUETTISAN Jakkreephat	5	24	24	19																	
		23-11	23-18	19-NC	-	-	-	-	-	-	-	-	-	-	-	-	-	-	-	-	-
17 THOMPSON Carter	5	13	13	9																	
		13-NL	13-14	8-13	-	-	-	-	-	-	-	-	-	-	-	-	-	-	-	-	-
18 RAMMERSTORFER Leo	4	11	11	18																	
		11-NC	11-16	18-12	-	-	-	-	-	-	-	-	-	-	-	-	-	-	-	-	-
19 MOUNSEY Sullivan	4	19	19	24																	
		19-12	19-19	24-21	-	-	-	-	-	-	-	-	-	-	-	-	-	-	-	-	-
20 PHOMMARA Lenox	4	15	15	22																	
		15-13	15-15	22-17	-	-	-	-	-	-	-	-	-	-	-	-	-	-	-	-	-
21 BOGGIO Dodo	2	17	17	12																	
		17-NL	17-17	12-14	-	-	-	-	-	-	-	-	-	-	-	-	-	-	-	-	-
22 BELFORD Evan	2	25	25	25																	
		24-14	24-21	25-NC	-	-	-	-	-	-	-	-	-	-	-	-	-	-	-	-	-
23 FARKAS Kevin	1	22	22	14																	
		21-NC	21-NL	14-15	-	-	-	-	-	-	-	-	-	-	-	-	-	-	-	-	-
24 PONS Joel	0	23	23	15																	
		22-NC	22-NL	15-19	-	-	-	-	-	-	-	-	-	-	-	-	-	-	-	-	-
25 PAWELEC Milan	0	20	20	21																	
		-NS	-NS	21-NC	-	-	-	-	-	-	-	-	-	-	-	-	-	-	-	-	-

NC=Not classified NL=Not finished first lap NP=Not started race re-start N2=Not finished first lap race re-start EX=Excluded NS=Not Started DS=Disqualified

DORNA DATA PROCESSING TIMING SERVICE DORNA DATA PROCESSING TIMING SERVICE DORNA DATA PROCESSING TIMING SERVICE DORNA DATA PROCESSING TIMING SERVICE DORNA DATA PROCESSING TIMING SERVICE DORNA DATA PROCESSING TIMING SERVICE DORNA DATA PROCESSING TIMING SERVICE DORNA DATA PROCESSING TIMING SERVICE DORNA DATA PROCESSING TIMING SERVICE DORNA DATA PROCESSING TIMING SERVICE DORNA DATA PROCESSING TIMING SERVICE DORNA DATA PROCESSING TIMING SERVICE DORNA DATA PROCESSING TIMING SERVICE DORNA DATA PROCESSING TIMING SERVICE DORNA DATA PROCESSING TIMING SERVICE DORNA DATA PROCESSING TIMING SERVICE

