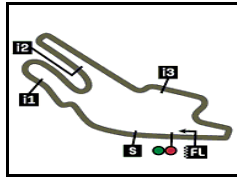




Le Mans

Results and timing service provided by 

4185 m.

MICHELIN® GRAND PRIX DE FRANCE**Qualifying Nr. 2****Classification****MotoE**

 <i>Rider</i>	<i>Nation Team</i>	<i>Motorcycle</i>	<i>Time Lap Total</i>	<i>Gap</i>	<i>Top Speed</i>
1 4 Hector GARZO	SPA Dynavolt Intact GP MotoE	DUCATI	1'39.995 4 6		246.8
2 29 Nicholas SPINELLI	ITA Tech3 E-Racing	DUCATI	1'40.026 4 6	0.031 0.031	248.0
3 51 Eric GRANADO	BRA LCR E-Team	DUCATI	1'40.126 3 6	0.131 0.100	244.4
4 40 Mattia CASADEI	ITA LCR E-Team	DUCATI	1'40.195 3 4	0.200 0.069	242.0
5 99 Oscar GUTIERREZ	SPA Axxis-MSI	DUCATI	1'40.301 5 6	0.306 0.106	246.8
6 81 Jordi TORRES	SPA Openbank Aspar Team	DUCATI	1'40.307 3 6	0.312 0.006	245.6
7 61 Alessandro ZACCONE	ITA Tech3 E-racing	DUCATI	1'40.316 4 6	0.321 0.009	244.4
8 77 Miquel PONS	SPA Axxis-MSI	DUCATI	1'40.600 4 6	0.605 0.284	244.4
9 3 Lukas TULOVIC	GER Dynavolt Intact GP MotoE	DUCATI	1'40.841 4 6	0.846 0.241	245.0
Not classified					
* 21 Kevin ZANNONI	ITA Openbank Aspar Team	DUCATI			

Practice condition: Dry

Air: 26°

Humidity: 33%

Ground: 27°

Fastest Lap:

Lap: 4

Hector GARZO**1'39.995**

150.6 Km/h

Best Race Lap:

2023

Matteo FERRARI**1'40.101**

150.5 Km/h

All Time Lap Record:

2024

Hector GARZO**1'39.995**

150.6 Km/h


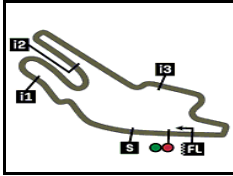
The results are provisional until the end of the limit for protest and appeals.

Time limit for protest expires 60' after publication of the results - Time:

DORNA DATA PROCESSING TIMING SERVICE DORNA DATA PROCESSING TIMING SERVICE DORNA DATA PROCESSING TIMING SERVICE DORNA DATA PROCESSING TIMING SERVICE DORNA DATA PROCESSING TIMING SERVICE DORNA DATA PROCESSING TIMING SERVICE DORNA DATA PROCESSING TIMING SERVICE DORNA DATA PROCESSING

Le Mans, Friday, May 10, 2024

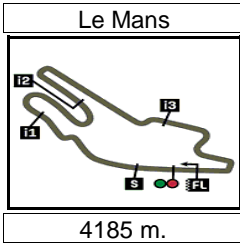
Le Mans

Results and timing service provided by  **TISSOT****MotoE**

4185 m.

MICHELIN® GRAND PRIX DE FRANCE**Qualifying Nr. 2****Top Speed & Average****21A**

<i>Rider</i>	<i>Nation</i>	<i>Motorcycle</i>	<i>Top 5 speeds</i>					<i>Average</i>	<i>Top</i>
29 Nicholas SPINELLI	ITA	DUCATI	248.0	244.4	244.4	243.8	242.6	244.6	248.0
4 Hector GARZO	SPA	DUCATI	246.8	245.6	245.0	244.4	244.4	245.2	246.8
99 Oscar GUTIERREZ	SPA	DUCATI	246.8	246.2	246.2	245.6	243.8	245.7	246.8
81 Jordi TORRES	SPA	DUCATI	245.6	243.8	242.6	242.0	242.0	243.2	245.6
3 Lukas TULOVIC	GER	DUCATI	245.0	245.0	244.4	244.4	244.4	244.6	245.0
51 Eric GRANADO	BRA	DUCATI	244.4	243.8	242.0	242.0	241.4	242.7	244.4
61 Alessandro ZACCONE	ITA	DUCATI	244.4	243.8	243.8	243.2	242.6	243.6	244.4
77 Miquel PONS	SPA	DUCATI	244.4	243.2	242.0	242.0	242.0	242.7	244.4
40 Mattia CASADEI	ITA	DUCATI	242.0	240.2	239.7			240.6	242.0



Results and timing service provided by TISSOT

MotoE

MICHELIN® GRAND PRIX DE FRANCE

Qualifying Nr. 2

Chronological Analysis of Performances

22A

* Lap / Sector time cancelled

T1 Time from finish line to 1st intermediate

T3 Time from 2nd intermed. to 3rd intermed.

P Crossing the finish line in pit lane

T2 Time from 1st intermed. to 2nd intermed.

T4 Time from 3rd intermediate to finish line

Lap	Lap Time	T1	T2	T3	T4	Speed	Lap	Lap Time	T1	T2	T3	T4	Speed	
1st	4	Hector GARZO Dynavolt Intact GP Mo SPA						3	1'40.307	23.291	22.655	28.092	26.269	243.8
		Runs=1 Total laps=6 Full laps=5 Valid laps=5						4	1'40.559	23.429	22.674	28.111	26.345	242.0
1	2'18.431 *	22.322	29.497	31.518*	28.423		5	1'46.384	23.405	22.729	33.512	26.738	242.0	
2	1'41.035	23.385	22.933	28.195	26.522	245.6	6	1'40.928	23.264	22.722	28.399	26.543	245.6	
3	1'40.103	23.253	22.655	27.927	26.268	245.0	7th 61 Alessandro ZACCO Tech3 E-racing ITA							
4	1'39.995	23.190	22.605	27.963	26.237	244.4								
5	1'45.643	23.151	26.724	28.340	27.428	246.8	1	2'21.229	20.876	29.198	31.483	27.946		
6	1'40.146	23.113	22.594	27.995	26.444	244.4	2	1'41.129	23.506	22.789	28.276	26.558	243.8	
2nd	29	Nicholas SPINELLI Tech3 E-Racing ITA						3	1'40.546 *	23.231	22.609	28.179*	26.527	243.8
		Runs=1 Total laps=6 Full laps=5 Valid laps=5						4	1'40.316	23.328	22.535	28.166	26.287	243.2
1	2'17.311	21.362	29.186	29.575	28.605		5	1'40.446	23.193	22.535	28.171	26.547	244.4	
2	1'40.615	23.330	22.767	28.199	26.319	244.4	6	1'43.409	23.417	23.211	29.925	26.856	242.6	
3	1'43.659	23.337	23.516	30.481	26.325	242.6	8th 77 Miquel PONS Axxis-MSI SPA							
4	1'40.026	23.168	22.529	27.977	26.352	243.8								
5	1'42.985	23.452	22.910	28.450	28.173	248.0	1	2'18.779	22.332	29.817				
6	1'40.499	23.193	22.645	28.193	26.468	244.4	2	1'41.341	23.725	22.866	28.376	26.374	242.0	
3rd	51	Eric GRANADO LCR E-Team BRA						3	1'40.718	23.286	22.716	28.379	26.337	243.2
		Runs=1 Total laps=6 Full laps=5 Valid laps=5						4	1'40.600	23.377	22.612	28.313	26.298	242.0
1	1'55.507 *	16.514	23.570	28.658*	27.037		5	1'42.452	23.363	22.847	29.167	27.075	242.0	
2	1'40.577	23.568	22.582	28.132	26.295	241.4	6	1'41.378	23.301	22.815	28.405	26.857	244.4	
3	1'40.126	23.559	22.560	27.950	26.057	242.0	9th 3 Lukas TULOVIC Dynavolt Intact GP Mo GER							
4	1'48.709	29.428	23.443	29.531	26.307	242.0								
5	1'40.177	23.450	22.557	28.029	26.141	243.8	1	1'56.438	16.410	23.782	28.788	26.906		
6	1'40.284	23.361	22.620	28.151	26.152	244.4	2	1'41.377	23.660	22.886	28.329	26.502	244.4	
4th	40	Mattia CASADEI LCR E-Team ITA						3	1'43.612	23.287	22.883	30.627	26.815	244.4
		Runs=1 Total laps=4 Full laps=2 Valid laps=2						4	1'40.841	23.417	22.758	28.279	26.387	245.0
1	4'04.096 *	16.155	23.255	28.408	26.415*		5	1'42.452	23.418	22.946	29.385	26.703	244.4	
2	1'40.675	23.731	22.551	28.130	26.263	240.2	6	1'41.890	23.516	23.339	28.498	26.537	245.0	
3	1'40.195	23.468	22.548	27.999	26.180	242.0	5th 99 Oscar GUTIERREZ Axxis-MSI SPA							
4	2'27.936 P	30.01*	33.238	48.054	36.634	239.7								
5th	99	Oscar GUTIERREZ Axxis-MSI SPA						1	1'57.651	16.640	23.412	28.990	27.092	
		Runs=1 Total laps=6 Full laps=5 Valid laps=4						2	1'40.987	23.444	22.874	28.277	26.392	246.2
1	1'57.651	16.640	23.412	28.990	27.092		3	1'40.461	23.284	22.702	28.185	26.290	246.8	
2	1'40.987	23.444	22.874	28.277	26.392	246.2	4	1'44.254	23.387	23.312	31.009	26.546	245.6	
3	1'40.461	23.284	22.702	28.185	26.290	246.8	5	1'40.301	23.229	22.669	28.178	26.225	246.2	
4	1'44.254	23.387	23.312	31.009	26.546	245.6	6	1'44.062 *	25.53*	23.221	28.643	26.662	243.8	
5	1'40.301	23.229	22.669	28.178	26.225	246.2	6th 81 Jordi TORRES Openbank Aspar Tea SPA							
6	1'44.062 *	25.53*	23.221	28.643	26.662	243.8								
6th	81	Jordi TORRES Openbank Aspar Tea SPA						1	2'16.633	18.737	26.779	30.322	27.576	
		Runs=1 Total laps=6 Full laps=5 Valid laps=5						2	1'41.690	23.537	22.822	28.278	27.053	242.6
1	2'16.633	18.737	26.779	30.322	27.576		Fastest Lap: Hector GARZO Dynavolt Intact GP Mo SPA 1'39.995 23.190 22.605 27.963 26.237							
2	1'41.690	23.537	22.822	28.278	27.053	242.6	DORNA DATA PROCESSING TIMING SERVICE DORNA DATA PROCESSING TIMING SERVICE DORNA DATA PROCESSING TIMING SERVICE DORNA DATA PROCESSING TIMING SERVICE DORNA DATA PROCESSING TIMING SERVICE DORNA DATA PROCESSING TIMING SERVICE DORNA DATA PROCESSING TIMING SERVICE DORNA DATA PROCCEESSS							

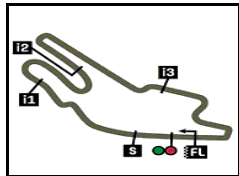
Fastest Lap: Hector GARZO Dynavolt Intact GP Mo SPA **1'39.995** 23.190 22.605 27.963 26.237

DORNA DATA PROCESSING TIMING SERVICE DORNA DATA PROCESSING TIMING SERVICE DORNA DATA PROCESSING TIMING SERVICE DORNA DATA PROCESSING TIMING SERVICE DORNA DATA PROCESSING TIMING SERVICE DORNA DATA PROCESSING TIMING SERVICE DORNA DATA PROCESSING TIMING SERVICE DORNA DATA PROCCEESSS

Le Mans

Results and timing service provided by **TISSOT**

MotoE



4185 m.

MICHELIN® GRAND PRIX DE FRANCE

Qualifying Results

20

Rider	Nation	Team	Motorcycle	Time	Lap	Total	Gap	Top Speed
1	4	Hector GARZO	SPA Dynavolt Intact GP MotoE	DUCATI Q2	1'39.995	4 6		246.8
2	29	Nicholas SPINELLI	ITA Tech3 E-Racing	DUCATI Q2	1'40.026	4 6	0.031 0.031	248.0
3	51	Eric GRANADO	BRA LCR E-Team	DUCATI Q2	1'40.126	3 6	0.131 0.100	244.4
4	40	Mattia CASADEI	ITA LCR E-Team	DUCATI Q2	1'40.195	3 4	0.200 0.069	242.0
5	99	Oscar GUTIERREZ	SPA Axxis-MSI	DUCATI Q2	1'40.301	5 6	0.306 0.106	246.8
6	81	Jordi TORRES	SPA Openbank Aspar Team	DUCATI Q2	1'40.307	3 6	0.312 0.006	245.6
7	61	Alessandro ZACCONE	ITA Tech3 E-racing	DUCATI Q2	1'40.316	4 6	0.321 0.009	244.4
8	77	Miquel PONS	SPA Axxis-MSI	DUCATI Q2	1'40.600	4 6	0.605 0.284	244.4
9	3	Lukas TULOVIC	GER Dynavolt Intact GP MotoE	DUCATI Q2	1'40.841	4 6	0.846 0.241	245.0
10	21	Kevin ZANNONI	ITA Openbank Aspar Team	DUCATI Q1	1'40.091	3 5		246.2
11	9	Andrea MANTOVANI	ITA KLINT Forward Factory Team	DUCATI Q1	1'40.374	3 6 (*)	0.283 0.027	241.4
12	72	Alessio FINELLO	ITA Felo Gresini MotoE	DUCATI Q1	1'40.393	5 5 (*)	0.302 0.019	246.8
13	34	Kevin MANFREDI	ITA Ongetta SIC58 Squadra Corse	DUCATI Q1	1'40.512	2 6 (*)	0.421 0.119	244.4
14	11	Matteo FERRARI	ITA Felo Gresini MotoE	DUCATI Q1	1'40.647	5 5 (*)	0.556 0.135	244.4
15	55	Massimo ROCCOLI	ITA Ongetta SIC58 Squadra Corse	DUCATI Q1	1'40.935	6 6 (*)	0.844 0.288	247.4
16	7	Chaz DAVIES	GBR Aruba Cloud MotoE Racing Team	DUCATI Q1	1'41.642	6 6 (*)	1.551 0.707	242.0
17	6	Maria HERRERA	SPA KLINT Forward Factory Team	DUCATI Q1	1'42.461	3 6 (*)	2.370 0.819	248.6
18	80	Armando PONTONE	ITA Aruba Cloud MotoE Racing Team	DUCATI Q1	1'42.488	2 6 (*)	2.397 0.027	244.4

* *Gap with the fastest rider in the Q1 session.*

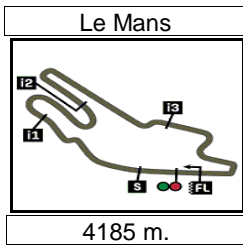
Pole Position:		Hector GARZO	1'39.995	150.6 Km/h
Q1 Best Lap:	Lap 3	Kevin ZANNONI	(*) 1'40.091	150.5 Km/h
Best Race Lap:	2023	Matteo FERRARI	1'40.101	150.5 Km/h
All Time Lap Record:	2024	Hector GARZO	1'39.995	150.6 Km/h

The results are provisional until the end of the limit for protest and appeals.

Time limit for protest expires 60' after publication of the results - Time:

DORNA DATA PROCESSING TIMING SERVICE DORNA DATA PROCESSING TIMING SERVICE DORNA DATA PROCESSING TIMING SERVICE DORNA DATA PROCESSING TIMING SERVICE DORNA DATA PROCESSING TIMING SERVICE DORNA DATA PROCESSING TIMING SERVICE DORNA DATA PROCESSING TIMING SERVICE DORNA DATA PROCESSING TIMING SERVICE DORNA DATA PROCEESSSS

Le Mans, Friday, May 10, 2024



Results and timing service provided by **TISSOT**

MotoE

MICHELIN® GRAND PRIX DE FRANCE
Official Starting Grid

Race : 8 laps = 33.48 km

23



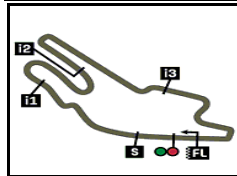
1	1 1'39.995 4 Hector GARZO Ducati	2 1'40.026 29 Nicholas SPINELLI Ducati	3 1'40.126 51 Eric GRANADO Ducati
2	4 1'40.195 40 Mattia CASADEI Ducati	5 1'40.301 99 Oscar GUTIERREZ Ducati	6 1'40.307 81 Jordi TORRES Ducati
3	7 1'40.316 61 Alessandro ZACCONE Ducati	8 1'40.600 77 Miquel PONS Ducati	9 1'40.841 3 Lukas TULOVIC Ducati
4	10 1'40.091 21 Kevin ZANNONI Ducati	11 1'40.374 9 Andrea MANTOVANI Ducati	12 1'40.393 72 Alessio FINELLO Ducati
5	13 1'40.512 34 Kevin MANFREDI Ducati	14 1'40.647 11 Matteo FERRARI Ducati	15 1'40.935 55 Massimo ROCCOLI Ducati
6	16 1'41.642 7 Chaz DAVIES Ducati	17 1'42.461 6 Maria HERRERA Ducati	18 1'42.488 80 Armando PONTONE Ducati

The results are provisional until the end of the limit for protest and appeals and until the ratification of the Event Management Committee.

Time limit for protest expires 60' at the latest after publication of the results - Time:

DORNA DATA PROCESSING TIMING SERVICE DORNA DATA PROCESSING TIMING SERVICE DORNA DATA PROCESSING TIMING SERVICE DORNA DATA PROCESSING TIMING SERVICE DORNA DATA PROCESSING TIMING SERVICE DORNA DATA PROCESSING TIMING SERVICE DORNA DATA PROCESSING TIMING SERVICE DORNA DATA PROCCEESSS

Le Mans

Results and timing service provided by **TISSOT**

4185 m.

MICHELIN® GRAND PRIX DE FRANCE

After the Qualifying Nr. 2

Event Best Maximum Speed

MotoE

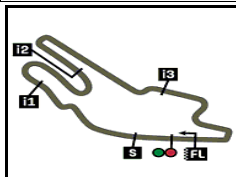


Rider	Nation Team	Motorcycle	Km/h	
99 Oscar GUTIERREZ	SPA Axxis-MSI	DUCATI	249.9	Practice Nr. 2
21 Kevin ZANNONI	ITA Openbank Aspar Team	DUCATI	249.3	Practice Nr. 2
4 Hector GARZO	SPA Dynavolt Intact GP MotoE	DUCATI	249.3	Practice Nr. 2
6 Maria HERRERA	SPA KLINT Forward Factory Team	DUCATI	248.6	Qualifying Nr. 1
29 Nicholas SPINELLI	ITA Tech3 E-Racing	DUCATI	248.0	Qualifying Nr. 2
55 Massimo ROCCOLI	ITA Ongetta SIC58 Squadra Corse	DUCATI	248.0	Practice Nr. 2
72 Alessio FINELLO	ITA Felo Gresini MotoE	DUCATI	246.8	Qualifying Nr. 1
40 Mattia CASADEI	ITA LCR E-Team	DUCATI	246.8	Practice Nr. 2
61 Alessandro ZACCONE	ITA Tech3 E-racing	DUCATI	246.2	Practice Nr. 2
77 Miquel PONS	SPA Axxis-MSI	DUCATI	246.2	Practice Nr. 2
80 Armando PONTONE	ITA Aruba Cloud MotoE Racing Team	DUCATI	246.2	Practice Nr. 2
3 Lukas TULOVIC	GER Dynavolt Intact GP MotoE	DUCATI	246.2	Practice Nr. 2
51 Eric GRANADO	BRA LCR E-Team	DUCATI	246.2	Practice Nr. 2
34 Kevin MANFREDI	ITA Ongetta SIC58 Squadra Corse	DUCATI	245.6	Practice Nr. 2
81 Jordi TORRES	SPA Openbank Aspar Team	DUCATI	245.6	Qualifying Nr. 2
11 Matteo FERRARI	ITA Felo Gresini MotoE	DUCATI	244.4	Qualifying Nr. 1
7 Chaz DAVIES	GBR Aruba Cloud MotoE Racing Team	DUCATI	242.6	Practice Nr. 2
9 Andrea MANTOVANI	ITA KLINT Forward Factory Team	DUCATI	242.6	Practice Nr. 2

DORNA DATA PROCESSING TIMING SERVICE DORNA DATA PROCESSING TIMING SERVICE DORNA DATA PROCESSING TIMING SERVICE DORNA DATA PROCESSING TIMING SERVICE DORNA DATA PROCESSING TIMING SERVICE DORNA DATA PROCESSING TIMING SERVICE DORNA DATA PROCESSING TIMING SERVICE DORNA DATA PROCESSING TIMING SERVICE DORNA DATA PROCCESSSS

Le Mans, Friday, May 10, 2024

Le Mans

Results and timing service provided by **TISSOT**


4185 m.

MICHELIN® GRAND PRIX DE FRANCE**Qualifying Nr. 2****Best Partial Times****MotoE***IT* Ideal Lap Time, sum of the best partial times*BT* Best Lap Time

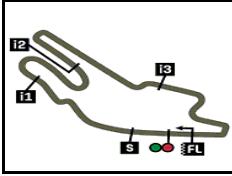
T1			T2			T3			T4				
<i>Pos</i>	<i>Rider</i>	<i>Time</i>	<i>Rider</i>	<i>Time</i>	<i>Rider</i>	<i>Time</i>	<i>Rider</i>	<i>Time</i>	<i>Pos</i>	<i>Rider</i>	<i>IT</i>	<i>BT</i>	
1	H.GARZO	23.113	N.SPINELLI	22.529	H.GARZO	27.927	E.GRANADO	26.057	1	H.GARZO	1'39.871	1'39.995	(1)
2	N.SPINELLI	23.168	A.ZACCONE	22.535	E.GRANADO	27.950	M.CASADEI	26.180	2	E.GRANADO	1'39.925	1'40.126	(3)
3	A.ZACCONE	23.193	M.CASADEI	22.548	N.SPINELLI	27.977	O.GUTIERREZ	26.225	3	N.SPINELLI	1'39.993	1'40.026	(2)
4	O.GUTIERREZ	23.229	E.GRANADO	22.557	M.CASADEI	27.999	H.GARZO	26.237	4	A.ZACCONE	1'40.181	1'40.316	(7)
5	J.TORRES	23.264	H.GARZO	22.594	J.TORRES	28.092	J.TORRES	26.269	5	M.CASADEI	1'40.195	1'40.195	(4)
6	M.PONS	23.286	M.PONS	22.612	A.ZACCONE	28.166	A.ZACCONE	26.287	6	J.TORRES	1'40.280	1'40.307	(6)
7	L.TULOVIC	23.287	J.TORRES	22.655	O.GUTIERREZ	28.178	M.PONS	26.298	7	O.GUTIERREZ	1'40.301	1'40.301	(5)
8	E.GRANADO	23.361	O.GUTIERREZ	22.669	L.TULOVIC	28.279	N.SPINELLI	26.319	8	M.PONS	1'40.509	1'40.600	(8)
9	M.CASADEI	23.468	L.TULOVIC	22.758	M.PONS	28.313	L.TULOVIC	26.387	9	L.TULOVIC	1'40.711	1'40.841	(9)

These data/results cannot be reproduced, stored and/or transmitted in whole or in part by any manner of electronic, mechanical, photocopying, recording, broadcasting or otherwise now known or herein after developed without the previous express consent by the copyright owner, except for reproduction in daily press and regular printed publications on sale to the public within 60 days of the event related to those data/results and always provided that copyright symbol appears together as follows below.
© DORNA, 2024

Le Mans

Results and timing service provided by 

MotoE




4185 m.

MICHELIN® GRAND PRIX DE FRANCE

Qualifying Nr. 2

Fastest Laps Sequence

<i>Practice Time</i>	 <i>Rider</i>	<i>Nation</i>	<i>Motorcycle</i>	<i>Time</i>	<i>Km/h</i>	<i>Rider's Lap</i>
3'36.084	51 Eric GRANADO	BRA	DUCATI	1'40.577	149.7	2
5'16.210	51 Eric GRANADO	BRA	DUCATI	1'40.126	150.4	3
5'39.569	4 Hector GARZO	SPA	DUCATI	1'40.103	150.5	3
7'19.564	4 Hector GARZO	SPA	DUCATI	1'39.995	150.6	4

DORNA DATA PROCESSING TIMING SERVICE DORNA DATA PROCESSING TIMING SERVICE DORNA DATA PROCESSING TIMING SERVICE DORNA DATA PROCESSING TIMING SERVICE DORNA DATA PROCESSING TIMING SERVICE DORNA DATA PROCESSING TIMING SERVICE DORNA DATA PROCESSING
 TIMING SERVICE DORNA DATA PROCESSING TIMING SERVICE DORNA DATA PROCESSING TIMING SERVICE DORNA DATA PROCESSING TIMING SERVICE DORNA DATA PROCCESSS