

Race Nr.2

RookiesCup

Lap	Lap Time	T1	T2	T3	T4	Speed	Lap	Lap Time	T1	T2	T3	T4	Speed
6	1'48.780	26.574	16.632	31.707	33.867	200.3	11	1'51.324	27.142	16.952	32.760	34.470	196.0
7	1'48.767	26.586	16.688	31.709	33.784	197.8	12	1'50.193	26.978	16.648	32.262	34.305	201.8
8	1'48.870	26.591	16.711	31.730	33.838	196.3	13	1'50.789	27.208	16.743	32.696	34.142	200.3
9	1'48.813	26.608	16.691	31.720	33.794	197.4	14	1'50.260	27.098	16.715	32.412	34.035	202.6
10	1'49.073	26.684	16.715	31.775	33.899	197.8							
11	1'49.682	26.659	16.771	31.921	34.331	198.1							
12	1'50.979	27.038	16.918	32.554	34.469	197.0							
13	1'52.052	27.634	16.891	32.774	34.753	202.6							
14	1'52.328	27.410	16.984	33.026	34.908	200.0							

7th		73	Valentin PERRONE		Red Bull Rookies - Ar ARG	
Runs=1	Total laps=14	Full laps=13	Valid laps=13			
1	1'59.525	35.603	16.735	32.947	34.240	206.5
2	1'49.027	26.900	16.580	31.795	33.752	204.9
3	1'49.776	27.036	16.608	32.538	33.594	205.3
4	1'48.898	26.943	16.497	31.868	33.590	206.8
5	1'48.724	26.678	16.545	31.810	33.691	205.3
6	1'48.839	26.942	16.460	31.770	33.667	206.8
7	1'48.669	26.703	16.469	31.768	33.729	206.5
8	1'48.793	26.734	16.676	31.835	33.548	203.7
9	1'48.974	26.778	16.578	31.878	33.740	204.5
10	1'49.426	26.803	16.707	31.998	33.918	201.8
11	1'50.748	27.236	16.828	32.380	34.304	201.8
12	1'51.529	27.286	16.943	32.672	34.628	201.4
13	1'51.507	27.398	16.999	32.645	34.465	200.3
14	1'51.521	27.431	17.005	32.642	34.443	201.1

8th		11	Ruché MOODLEY		Red Bull Rookies - So RSA	
Runs=1	Total laps=14	Full laps=13	Valid laps=13			
1	1'58.193	35.050	16.712	32.390	34.041	206.8
2	1'49.981	27.122	16.594	32.337	33.928	201.8
3	1'50.026	27.358	16.717	32.217	33.734	206.1
4	1'48.949	26.982	16.536	31.826	33.605	203.3
5	1'48.564	26.666	16.463	31.815	33.620	204.1
6	1'50.549	26.652	16.489	31.812	35.596	205.3
7	1'51.356	26.845	16.555	32.103	35.853	205.3
8	1'49.342	26.803	16.641	31.901	33.997	200.7
9	1'49.323	26.817	16.673	31.960	33.873	201.4
10	1'49.957	26.904	16.741	32.138	34.174	204.1
11	1'50.049	26.955	16.688	32.252	34.154	201.1
12	1'50.425	26.895	16.755	32.220	34.555	201.1
13	1'50.311	26.995	16.801	32.100	34.415	200.3
14	1'50.494	27.148	16.824	32.367	34.155	201.8

9th		70	Kristian DANIEL		Red Bull Rookies - Uni USA	
Runs=1	Total laps=14	Full laps=13	Valid laps=11			
1	1'58.279	34.863	16.836	32.564	34.016	201.8
2	1'50.079	27.086	16.742	32.340	33.911	205.7
3	1'48.823	26.856	16.518	31.863	33.586	201.8
4	1'49.126	26.788	16.588	31.935	33.815	202.6
5	1'49.334	26.881	16.577	32.083	33.793	202.6
6	1'49.080 *	26.623	16.455	32.094	33.908*	203.7
7	1'49.022	26.837	16.511	31.926	33.748	205.3
8	1'49.154 *	26.763	16.403	32.142	33.846*	204.5
9	1'50.202	26.875	16.567	32.558	34.202	200.7
10	1'52.023	27.096	16.803	33.374	34.750	199.2

10th		31	Giulio PUGLIESE		Red Bull Rookies - Ital ITA	
Runs=1	Total laps=14	Full laps=13	Valid laps=13			
1	1'59.644	35.675	16.870	32.832	34.267	204.9
2	1'49.623	27.267	16.492	31.987	33.877	204.9
3	1'49.465	27.027	16.463	32.137	33.838	205.3
4	1'49.216	26.841	16.484	32.011	33.880	204.1
5	1'49.075	26.755	16.488	31.933	33.899	203.7
6	1'49.169	26.708	16.513	31.960	33.988	203.7
7	1'49.553	26.844	16.549	32.051	34.109	203.0
8	1'49.850	26.804	16.658	32.243	34.145	202.6
9	1'50.488	26.973	16.684	32.434	34.397	202.6
10	1'50.466	27.059	16.722	32.502	34.183	201.4
11	1'50.714	27.152	16.663	32.554	34.345	203.0
12	1'50.850	27.137	16.712	32.538	34.463	202.6
13	1'51.344	27.279	16.735	32.748	34.582	202.2
14	1'51.926	27.452	16.857	32.931	34.686	201.4

11th		54	Veda PRATAMA		Red Bull Rookies - Ind INA	
Runs=1	Total laps=14	Full laps=13	Valid laps=13			
1	1'59.499	34.817	16.805	33.381	34.496	203.7
2	1'52.552	27.664	16.779	33.841	34.268	203.3
3	1'50.604	27.139	16.747	32.306	34.412	201.8
4	1'50.688	27.178	16.865	32.400	34.245	199.6
5	1'50.364	27.223	16.776	32.224	34.141	199.2
6	1'49.942	27.002	16.708	32.166	34.066	198.8
7	1'50.101	26.977	16.937	32.096	34.091	198.8
8	1'49.786	26.950	16.767	31.938	34.131	199.6
9	1'50.235	27.013	16.793	32.094	34.335	198.5
10	1'50.178	27.032	16.867	32.139	34.140	198.5
11	1'51.099	26.928	16.835	33.224	34.112	199.2
12	1'51.013	27.143	16.957	32.503	34.410	199.2
13	1'50.602	27.195	16.803	32.277	34.327	199.2
14	1'50.874	26.993	17.010	32.428	34.443	197.4

12th		57	Leonardo Alessandr		Red Bull Rookies - Ital ITA	
Runs=1	Total laps=14	Full laps=13	Valid laps=13			
1	2'00.351	35.555	16.921	33.378	34.497	204.9
2	1'51.874	27.322	16.838	33.418	34.296	199.6
3	1'51.549	27.108	16.717	32.365	35.359	202.6
4	1'50.404	27.260	16.849	32.256	34.039	198.5
5	1'50.148	27.203	16.568	32.142	34.235	200.3
6	1'49.866	26.937	16.639	32.279	34.011	203.3
7	1'50.173	26.920	16.904	32.375	33.974	198.1
8	1'49.946	26.889	16.667	32.452	33.938	200.3
9	1'49.842	26.951	16.759	32.102	34.030	200.0
10	1'50.101	26.948	16.667	32.250	34.236	201.4
11	1'50.745	27.031	16.857	32.468	34.389	198.8
12	1'51.295	27.250	16.928	32.620	34.497	196.0
13	1'50.846	27.181	16.756	32.661	34.248	200.0
14	1'50.607	27.092	16.851	32.359	34.305	198.5

Fastest Lap: Brian URIARTE Red Bull Rookies - Sp SPA **1'48.328** 26.615 16.353 31.844 33.516

DORNA DATA PROCESSING TIMING SERVICE DORNA DATA PROCESSING TIMING SERVICE DORNA DATA PROCESSING TIMING SERVICE DORNA DATA PROCESSING TIMING SERVICE DORNA DATA PROCESSING TIMING SERVICE DORNA DATA PROCESSING TIMING SERVICE DORNA DATA PROCESSING TIMING SERVICE DORNA DATA PROCESSING TIMING SERVICE DORNA DATA PROCESSING TIMING SERVICE DORNA DATA PROCCESSS



Race Nr.2

RookiesCup

Lap	Lap Time	T1	T2	T3	T4	Speed	Lap	Lap Time	T1	T2	T3	T4	Speed	
13th	24	Guillem PLANQUES Red Bull Rookies - Fra FRA					4	1'53.159	27.285	16.531	32.933	36.410	204.1	
		Runs=1	Total laps=14	Full laps=13	Valid laps=13	5	1'52.223	27.128	16.852	32.194	36.049	198.1		
1	2'00.453	36.155	16.823	32.962	34.513	204.9	6	1'50.392	27.014	16.739	32.372	34.267	202.2	
2	1'50.681	27.335	16.789	32.284	34.273	201.4	7	1'51.105	27.039	16.654	32.768	34.644	201.4	
3	1'51.784	27.267	16.929	32.771	34.817	198.1	8	1'51.241	27.304	16.872	32.786	34.279	201.4	
4	1'50.720	27.187	16.787	32.335	34.411	200.3	9	1'51.469	27.370	16.857	32.650	34.592	200.0	
5	1'50.470	27.060	16.835	32.193	34.382	199.6	10	1'50.771	27.080	16.952	32.291	34.448	196.7	
6	1'49.865	26.960	16.723	31.994	34.188	200.3	11	1'50.641	27.046	16.835	32.321	34.439	198.1	
7	1'50.061	26.897	17.094	32.032	34.038	200.0	12	1'50.913	27.020	16.919	32.347	34.627	197.0	
8	1'49.828	26.903	16.779	32.116	34.030	199.2	13	1'51.202	27.032	16.928	32.706	34.536	197.8	
9	1'50.291	26.972	16.730	32.255	34.334	200.7	14	1'51.130	27.017	16.927	32.506	34.680	197.8	
10	1'50.444	27.122	16.722	32.223	34.377	201.1								
11	1'50.894	27.017	16.755	32.744	34.378	201.4								
12	1'51.093	27.304	16.809	32.420	34.560	200.3								
13	1'51.564	27.281	16.819	32.795	34.669	200.3								
14	1'52.903	27.567	17.043	33.157	35.136	198.5								

Lap	Lap Time	T1	T2	T3	T4	Speed	
14th	50	Carter THOMPSON Red Bull Rookies - Au AUS					
		Runs=1	Total laps=14	Full laps=13	Valid laps=13		
1	2'00.594	36.082	16.835	33.161	34.516	204.5	
2	1'50.727	27.370	16.653	32.467	34.237	205.7	
3	1'51.334	27.262	16.734	32.632	34.706	200.3	
4	1'51.266	27.399	16.924	32.718	34.225	203.3	
5	1'50.239	27.038	16.618	32.337	34.246	203.0	
6	1'49.874	27.058	16.618	32.246	33.952	204.5	
7	1'50.594	26.995	17.004	32.453	34.142	203.0	
8	1'51.096	26.982	16.644	32.972	34.498	202.2	
9	1'51.387	27.152	16.902	32.743	34.590	198.8	
10	1'51.272	27.264	16.912	32.539	34.557	200.3	
11	1'51.610	27.269	16.889	32.684	34.768	199.6	
12	1'51.781	27.398	16.963	32.652	34.768	200.7	
13	1'52.297	27.389	17.031	32.997	34.880	198.8	
14	1'52.222	27.551	16.972	32.922	34.777	199.6	

Lap	Lap Time	T1	T2	T3	T4	Speed	
17th	47	Dodo BOGGIO Red Bull Rookies - Ital ITA					
		Runs=1	Total laps=14	Full laps=13	Valid laps=13		
1	2'01.287	36.305	17.073	33.054	34.855	201.4	
2	1'52.621	27.587	17.184	32.999	34.851	201.1	
3	1'51.965	27.351	16.844	32.453	35.317	201.8	
4	1'51.769	27.397	16.931	32.946	34.495	200.7	
5	1'51.493	27.303	16.954	32.679	34.557	201.1	
6	1'51.845	27.308	16.899	32.793	34.845	200.7	
7	1'52.255	27.597	17.033	33.009	34.616	200.0	
8	1'52.476	27.354	17.059	33.581	34.482	200.7	
9	1'51.326	27.264	17.009	32.512	34.541	200.0	
10	1'50.991	27.179	16.823	32.551	34.438	201.8	
11	1'51.132	27.215	16.863	32.619	34.435	201.1	
12	1'51.839	27.418	16.887	32.736	34.798	202.6	
13	1'52.295	27.210	17.018	33.057	35.010	200.3	
14	1'51.638	27.475	17.009	32.560	34.594	199.2	

Lap	Lap Time	T1	T2	T3	T4	Speed	
18th	20	Jakkreephat PHUET Red Bull Rookies - Th THA					
		Runs=1	Total laps=14	Full laps=13	Valid laps=13		
1	2'02.862	37.161	16.928	33.932	34.841	203.7	
2	1'53.077	27.886	17.052	33.416	34.723	202.2	
3	1'52.340	27.475	16.920	32.800	35.145	200.7	
4	1'51.911	27.485	16.935	32.910	34.581	199.6	
5	1'51.183	27.179	16.835	32.560	34.609	201.8	
6	1'51.125	27.312	16.885	32.764	34.164	200.7	
7	1'51.020	27.247	16.764	32.528	34.481	202.6	
8	1'51.672	27.568	16.863	32.846	34.395	197.4	
9	1'51.271	27.259	16.775	32.860	34.377	203.3	
10	1'51.275	27.537	16.778	32.712	34.248	204.1	
11	1'51.128	27.341	16.746	32.812	34.229	204.5	
12	1'52.284	27.473	16.763	33.328	34.720	202.6	
13	1'52.227	27.376	16.771	33.222	34.858	204.9	
14	1'51.620	27.582	16.876	32.376	34.786	201.4	

Lap	Lap Time	T1	T2	T3	T4	Speed	
15th	48	Lenoxx PHOMMAR Red Bull Rookies - Sw SWI					
		Runs=1	Total laps=14	Full laps=13	Valid laps=13		
1	2'00.984	36.592	16.897	33.040	34.455	204.5	
2	1'51.368	27.434	16.714	32.932	34.288	202.2	
3	1'50.756	27.384	16.708	32.265	34.399	201.8	
4	1'50.804	27.116	16.940	32.248	34.500	200.3	
5	1'50.884	27.420	16.588	32.528	34.348	200.3	
6	1'50.340	27.073	16.819	32.008	34.440	198.5	
7	1'50.716	27.124	16.975	32.219	34.398	198.5	
8	1'50.656	27.095	16.810	32.361	34.390	197.8	
9	1'50.820	27.147	16.866	32.358	34.449	198.1	
10	1'51.457	27.159	16.891	32.556	34.851	200.0	
11	1'51.446	27.199	16.789	32.655	34.803	197.8	
12	1'51.718	27.365	16.864	32.655	34.834	200.3	
13	1'52.279	27.426	16.967	32.943	34.943	198.8	
14	1'52.455	27.457	16.996	32.929	35.073	199.6	

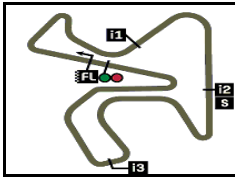
Lap	Lap Time	T1	T2	T3	T4	Speed	
19th	4	Sullivan MOUNSEY Red Bull Rookies - Gr GBR					
		Runs=1	Total laps=14	Full laps=13	Valid laps=13		
1	2'01.574	36.801	17.032	33.011	34.730	202.2	
2	1'52.573	27.520	16.996	33.305	34.752	201.4	
3	1'51.472	27.513	16.686	32.619	34.654	202.6	
4	1'51.620	27.527	16.859	32.589	34.645	198.8	
5	1'51.619	27.481	17.043	32.650	34.445	200.7	
6	1'52.091	27.395	16.922	32.846	34.928	196.7	
7	1'52.089	27.577	16.996	32.950	34.566	198.1	
8	1'51.502	27.414	16.946	32.767	34.375	196.0	

Lap	Lap Time	T1	T2	T3	T4	Speed	
16th	5	Leo RAMMERSTOR Red Bull Rookies - Au AUT					
		Runs=1	Total laps=14	Full laps=13	Valid laps=13		
1	2'01.476	36.492	16.972	33.219	34.793	203.7	
2	1'52.357	27.456	17.071	33.211	34.619	200.3	
3	1'52.675	27.307	16.827	32.248	36.293	199.6	

Fastest Lap: Brian URIARTE Red Bull Rookies - Sp SPA **1'48.328** 26.615 16.353 31.844 33.516

DORNA DATA PROCESSING TIMING SERVICE DORNA DATA PROCESSING TIMING SERVICE DORNA DATA PROCESSING TIMING SERVICE DORNA DATA PROCESSING TIMING SERVICE DORNA DATA PROCESSING TIMING SERVICE DORNA DATA PROCESSING TIMING SERVICE DORNA DATA PROCESSING TIMING SERVICE DORNA DATA PROCCESSS





GRAN PREMIO ESTRELLA GALICIA 0,0 DE ESPAÑA

Race Nr.2

Lap Chart

4423 m.

Pos	1	2	3	4	5	6	7	8	9	10	11	12	13	14	15	16	17	18	19	20	21	22	23	24
Grid	28	51	13	54	95	83	11	70	27	73	5	57	50	31	48	24	47	7	4	45	56	16	20	52

1	95	13	11	70	83	28	27	51	54	73	31	57	24	50	48	47	5	4	7	20	52	
2	95	13	28	83	11	70	27	73	51	31	24	50	54	57	48	5	47	4	7	20	52	
3	28	95	13	83	70	27	11	51	73	31	54	50	24	48	57	4	7	47	5	20	52	
4	95	28	83	13	70	27	51	11	73	31	54	24	48	50	57	4	7	47	5	20	52	
5	28	95	83	13	51	70	11	73	27	31	54	24	50	57	48	7	4	47	20	5	52	
6	95	28	83	13	51	27	70	73	31	11	54	24	50	57	48	4	47	7	5	20	52	
7	95	28	83	13	51	27	73	70	31	11	54	24	57	50	48	7	4	47	5	20	52	
8	95	28	83	13	51	27	73	70	31	11	54	24	57	50	48	7	4	5	20	47	52	
9	95	83	13	51	28	27	73	70	31	11	54	57	24	50	48	5	4	20	7	47	52	
10	95	83	13	51	27	28	73	70	11	31	54	57	24	50	48	5	7	4	20	47	52	
L a P S	11	95	83	51	13	27	28	73	11	70	31	57	54	24	50	48	5	7	4	20	47	52
12	13	51	83	95	28	27	73	70	11	31	54	57	24	50	48	5	7	4	47	20	52	
13	83	51	28	13	27	95	73	11	70	31	54	57	24	50	48	5	4	7	47	20	52	
14	83	13	51	28	27	95	73	11	70	31	54	57	24	50	48	5	47	20	4	7	52	



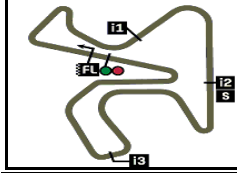
Winner



Lapped rider

DORNA DATA PROCESSING TIMING SERVICE DORNA DATA PROCESSING TIMING SERVICE DORNA DATA PROCESSING TIMING SERVICE DORNA DATA PROCESSING TIMING SERVICE DORNA DATA PROCESSING TIMING SERVICE DORNA DATA PROCESSING TIMING SERVICE DORNA DATA PROCESSING TIMING SERVICE DORNA DATA PROCCEESSS






4423 m.

GRAN PREMIO ESTRELLA GALICIA 0,0 DE ESPAÑA

Race Nr.2

Fastest Lap of Each Rider

RookiesCup

	Rider	Nation	Team	Motorcycle	Time	Lap	Total	Gap
1	51 Brian URIARTE	SPA	Red Bull Rookies - Spain	KTM	1'48.328	5	14	
2	83 Alvaro CARPE	SPA	Red Bull Rookies - Spain	KTM	1'48.468	4	14	0.140 0.140
3	28 Máximo QUILES	SPA	Red Bull Rookies - Spain	KTM	1'48.514	3	14	0.186 0.046
4	27 Rico SALMELA	FIN	Red Bull Rookies - Finland	KTM	1'48.528	4	14	0.200 0.014
5	11 Ruché MOODLEY	RSA	Red Bull Rookies - South Africa	KTM	1'48.564	5	14	0.236 0.036
6	13 Hakim DANISH	MAL	Red Bull Rookies - Malaysia	KTM	1'48.584	8	14	0.256 0.020
7	73 Valentin PERRONE	ARG	Red Bull Rookies - Argentina	KTM	1'48.669	7	14	0.341 0.085
8	95 Marco MORELLI	ARG	Red Bull Rookies - Argentina	KTM	1'48.767	7	14	0.439 0.098
9	70 Kristian DANIEL	USA	Red Bull Rookies - United States	KTM	1'48.823	3	14	0.495 0.056
10	31 Giulio PUGLIESE	ITA	Red Bull Rookies - Italy	KTM	1'49.075	5	14	0.747 0.252
11	54 Veda PRATAMA	INA	Red Bull Rookies - Indonesia	KTM	1'49.786	8	14	1.458 0.711
12	24 Guillem PLANQUES	FRA	Red Bull Rookies - France	KTM	1'49.828	8	14	1.500 0.042
13	57 Leonardo Alessandro ZANN	ITA	Red Bull Rookies - Italy	KTM	1'49.842	9	14	1.514 0.014
14	50 Carter THOMPSON	AUS	Red Bull Rookies - Australia	KTM	1'49.874	6	14	1.546 0.032
15	48 Lenox PHOMMARA	SWI	Red Bull Rookies - Switzerland	KTM	1'50.340	6	14	2.012 0.466
16	5 Leo RAMMERSTORFER	AUT	Red Bull Rookies - Austria	KTM	1'50.392	6	14	2.064 0.052
17	52 Evan BELFORD	GBR	Red Bull Rookies - Great Britain	KTM	1'50.913	10	14	2.585 0.521
18	47 Dodo BOGGIO	ITA	Red Bull Rookies - Italy	KTM	1'50.991	10	14	2.663 0.078
19	20 Jakkreephat PHUETTISAN	THA	Red Bull Rookies - Thailand	KTM	1'51.020	7	14	2.692 0.029
20	7 Rocco SESSLER	GER	Red Bull Rookies - Germany	KTM	1'51.038	10	14	2.710 0.018
21	4 Sullivan MOUNSEY	GBR	Red Bull Rookies - Great Britain	KTM	1'51.302	11	14	2.974 0.264

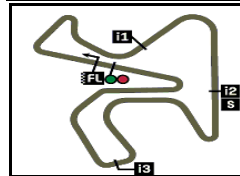
Num Lap Time Gap

Lap 14

83	1'50.580	
13	1'50.363	0.006
51	1'50.566	0.074
28	1'50.568	0.126
27	1'50.469	0.242
95	1'52.328	3.101
73	1'51.521	5.245
11	1'50.494	6.808
70	1'50.260	6.977
31	1'51.926	10.672
54	1'50.874	16.826
57	1'50.607	17.036
24	1'52.903	20.340
50	1'52.222	25.582
48	1'52.455	25.972
5	1'51.130	30.043
47	1'51.638	34.221
20	1'51.620	34.284
4	1'52.169	34.286
7	1'51.955	34.527
52	1'51.651	34.821

Lapped rider

DORNA DATA PROCESSING TIMING SERVICE DORNA DATA PROCESSING TIMING SERVICE DORNA DATA PROCESSING TIMING SERVICE DORNA DATA PROCESSING TIMING SERVICE DORNA DATA PROCESSING TIMING SERVICE DORNA DATA PROCESSING TIMING SERVICE DORNA DATA PROCESSING TIMING SERVICE DORNA DATA PROCCEESSS



4423 m.

GRAN PREMIO ESTRELLA GALICIA 0,0 DE ESPAÑA

After the Race Nr.2

Event Best Maximum Speed



Rider	Nation Team	Motorcycle	Km/h
28 Máximo QUILES	SPA Red Bull Rookies - Spain	KTM	209.7 Race Nr.2
83 Alvaro CARPE	SPA Red Bull Rookies - Spain	KTM	207.6 Race Nr.2
73 Valentin PERRONE	ARG Red Bull Rookies - Argentina	KTM	206.8 Race Nr.2
27 Rico SALMELA	FIN Red Bull Rookies - Finland	KTM	206.8 Race Nr.2
11 Ruché MOODLEY	RSA Red Bull Rookies - South Africa	KTM	206.8 Race Nr.2
51 Brian URIARTE	SPA Red Bull Rookies - Spain	KTM	206.5 Race Nr.2
70 Kristian DANIEL	USA Red Bull Rookies - United States	KTM	205.7 Race Nr.2
56 Kevin FARKAS	HUN Red Bull Rookies - Hungary	KTM	205.7 Race Nr.2
50 Carter THOMPSON	AUS Red Bull Rookies - Australia	KTM	205.7 Race Nr.2
31 Giulio PUGLIESE	ITA Red Bull Rookies - Italy	KTM	205.3 Race Nr.2
57 Leonardo Alessandro ZANN	ITA Red Bull Rookies - Italy	KTM	204.9 Race Nr.2
20 Jakkreephat PHUETTISAN	THA Red Bull Rookies - Thailand	KTM	204.9 Race Nr.2
24 Guillem PLANQUES	FRA Red Bull Rookies - France	KTM	204.9 Race Nr.2
48 Lenox PHOMMARA	SWI Red Bull Rookies - Switzerland	KTM	204.5 Race Nr.2
13 Hakim DANISH	MAL Red Bull Rookies - Malaysia	KTM	204.5 Race Nr.2
5 Leo RAMMERSTORFER	AUT Red Bull Rookies - Austria	KTM	204.1 Race Nr.2
52 Evan BELFORD	GBR Red Bull Rookies - Great Britain	KTM	203.7 Race Nr.2
54 Veda PRATAMA	INA Red Bull Rookies - Indonesia	KTM	203.7 Race Nr.2
45 Kgopotso MONONYANE	RSA Red Bull Rookies - South Africa	KTM	203.0 Race Nr.2
4 Sullivan MOUNSEY	GBR Red Bull Rookies - Great Britain	KTM	202.6 Race Nr.2
95 Marco MORELLI	ARG Red Bull Rookies - Argentina	KTM	202.6 Race Nr.2
47 Dodo BOGGIO	ITA Red Bull Rookies - Italy	KTM	202.6 Race Nr.2
16 Joel PONS	SPA Red Bull Rookies - Spain	KTM	202.2 Race Nr.2
7 Rocco SESSLER	GER Red Bull Rookies - Germany	KTM	202.2 Race Nr.2

Rider	Points	SPA	SPA	FRA	FRA	ITA	ITA	NED	NED	AUT	AUT	ARA	ARA	RSM	RSM						
14 PHUETTISAN Jakkreephat	5	24	24																		
		23-11	23-18	-	-	-	-	-	-	-	-	-	-	-	-	-	-	-	-	-	-
15 PRATAMA Veda	5	4	4																		
		4-NC	4-11	-	-	-	-	-	-	-	-	-	-	-	-	-	-	-	-	-	-
16 MOUNSEY Sullivan	4	19	19																		
		19-12	19-19	-	-	-	-	-	-	-	-	-	-	-	-	-	-	-	-	-	-
17 ZANNI Leonardo Alessandro	4	12	12																		
		12-NC	12-12	-	-	-	-	-	-	-	-	-	-	-	-	-	-	-	-	-	-
18 PHOMMARA Lenox	4	15	15																		
		15-13	15-15	-	-	-	-	-	-	-	-	-	-	-	-	-	-	-	-	-	-
19 BELFORD Evan	2	25	25																		
		24-14	24-21	-	-	-	-	-	-	-	-	-	-	-	-	-	-	-	-	-	-
20 THOMPSON Carter	2	13	13																		
		13-NL	13-14	-	-	-	-	-	-	-	-	-	-	-	-	-	-	-	-	-	-
21 RAMMERSTORFER Leo	0	11	11																		
		11-NC	11-16	-	-	-	-	-	-	-	-	-	-	-	-	-	-	-	-	-	-
22 BOGGIO Dodo	0	17	17																		
		17-NL	17-17	-	-	-	-	-	-	-	-	-	-	-	-	-	-	-	-	-	-
23 FARKAS Kevin	0	22	22																		
		21-NC	21-NL	-	-	-	-	-	-	-	-	-	-	-	-	-	-	-	-	-	-
24 PONS Joel	0	23	23																		
		22-NC	22-NL	-	-	-	-	-	-	-	-	-	-	-	-	-	-	-	-	-	-

NC=Not classified NL=Not finished first lap NP=Not started race re-start N2=Not finished first lap race re-start EX=Excluded NS=Not Started DS=Disqualified

DORNA DATA PROCESSING TIMING SERVICE DORNA DATA PROCESSING TIMING SERVICE DORNA DATA PROCESSING TIMING SERVICE DORNA DATA PROCESSING TIMING SERVICE DORNA DATA PROCESSING TIMING SERVICE DORNA DATA PROCESSING TIMING SERVICE DORNA DATA PROCESSING TIMING SERVICE DORNA DATA PROCESSING TIMING SERVICE DORNA DATA PROCESSING TIMING SERVICE DORNA DATA PROCESSING TIMING SERVICE DORNA DATA PROCESSING TIMING SERVICE DORNA DATA PROCESSING TIMING SERVICE



