


4423 m.

GRAN PREMIO ESTRELLA GALICIA 0,0 DE ESPAÑA

Race Nr.1

Classification after 14 laps = 61.922 km

Rookies Cup

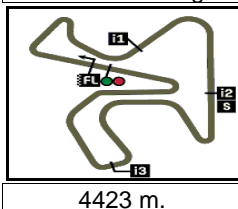
Pos		Rider	Nation	Team	Motorcycle	Total Time	Km/h	Gap
1	25	95 Marco MORELLI	ARG	Red Bull Rookies - Argentina	KTM	25'42.240	144.5	
2	20	73 Valentin PERRONE	ARG	Red Bull Rookies - Argentina	KTM	25'42.269	144.5	0.029
3	16	28 Máximo QUILES	SPA	Red Bull Rookies - Spain	KTM	25'42.352	144.5	0.112
4	13	83 Alvaro CARPE	SPA	Red Bull Rookies - Spain	KTM	25'42.500	144.5	0.260
5	11	27 Rico SALMELA	FIN	Red Bull Rookies - Finland	KTM	25'43.535	144.4	1.295
6	10	51 Brian URIARTE	SPA	Red Bull Rookies - Spain	KTM	25'55.838	143.2	13.598
7	9	24 Guillem PLANQUES	FRA	Red Bull Rookies - France	KTM	26'03.749	142.5	21.509
8	8	13 Hakim DANISH	MAL	Red Bull Rookies - Malaysia	KTM	26'03.844	142.5	21.604
9	7	7 Rocco SESSLER	GER	Red Bull Rookies - Germany	KTM	26'07.890	142.1	25.650
10	6	45 Kgopotso MONONYANE	RSA	Red Bull Rookies - South Africa	KTM	26'20.074	141.0	37.834
11	5	20 Jakkreephat PHUETTISA	THA	Red Bull Rookies - Thailand	KTM	26'21.299	140.9	39.059
12	4	4 Sullivan MOUNSEY	GBR	Red Bull Rookies - Great Britain	KTM	26'33.721	139.8	51.481
13	3	48 Lenox PHOMMARA	SWI	Red Bull Rookies - Switzerland	KTM	26'33.957	139.8	51.717
14	2	52 Evan BELFORD	GBR	Red Bull Rookies - Great Britain	KTM	26'40.605	139.2	58.365
Not classified								
		31 Giulio PUGLIESE	ITA	Red Bull Rookies - Italy	KTM	23'53.822	144.3	1 lap
		11 Ruché MOODLEY	RSA	Red Bull Rookies - South Africa	KTM	22'02.969	144.4	2 laps
		54 Veda PRATAMA	INA	Red Bull Rookies - Indonesia	KTM	22'31.200	141.4	2 laps
		56 Kevin FARKAS	HUN	Red Bull Rookies - Hungary	KTM	9'27.841	140.2	9 laps
		16 Joel PONS	SPA	Red Bull Rookies - Spain	KTM	11'40.052	113.7	9 laps
		70 Kristian DANIEL	USA	Red Bull Rookies - United States	KTM	1'57.446	135.5	13 laps
		57 Leonardo Alessandro ZA	ITA	Red Bull Rookies - Italy	KTM	1'59.590	133.1	13 laps
		5 Leo RAMMERSTORFER	AUT	Red Bull Rookies - Austria	KTM	2'15.993	117.0	13 laps
Not finished first lap								
		50 Carter THOMPSON	AUS	Red Bull Rookies - Australia	KTM			
		47 Dodo BOGGIO	ITA	Red Bull Rookies - Italy	KTM			

The results are provisional until the end of the limit for protest and appeals.

Time limit for protest expires 60' after publication of the results - Time:

DORNA DATA PROCESSING TIMING SERVICE DORNA DATA PROCESSING TIMING SERVICE DORNA DATA PROCESSING TIMING SERVICE DORNA DATA PROCESSING TIMING SERVICE DORNA DATA PROCESSING TIMING SERVICE DORNA DATA PROCESSING TIMING SERVICE DORNA DATA PROCESSING TIMING SERVICE DORNA DATA PROCESSING TIMING SERVICE DORNA DATA PROCESSING TIMING SERVICE DORNA DATA PROCCEESS





GRAN PREMIO ESTRELLA GALICIA 0,0 DE ESPAÑA

Race Nr.1

Classification after 14 laps = 61.922 km

Pos	Rider	Nation	Team	Motorcycle	Total Time	Km/h	Gap
-----	-------	--------	------	------------	------------	------	-----

Race condition: Dry

Air: 20°

Humidity: 47%

Ground: 36°

Pole Position:

Máximo QUILES

1'47.752

147.7 Km/h

Fastest Lap (New record):

Lap 14

Valentin PERRONE

1'48.658

146.5 Km/h

Best Race Lap:

2021

Diogo MOREIRA

1'48.701

146.4 Km/h

All Time Lap Record:

2024

Máximo QUILES

1'47.752

147.7 Km/h

16:05'00

16:10'50

16:14'53

16:17'36

16:18'33

16:18'55 Dodo BOGGIO

16:19'29 Carter THOMPSON

16:19'29 Leo RAMMERSTORFER

16:19'29 Joel PONS

16:19'45 Joel PONS

16:19'52 Leo RAMMERSTORFER

16:20'08 Leonardo Alessandro ZANNI

16:20'20 Joel PONS

16:20'24 Leo RAMMERSTORFER

16:21'00 Kristian DANIEL

16:21'18 Veda PRATAMA

16:21'20 Kristian DANIEL

16:21'25 Veda PRATAMA

16:21'41 Joel PONS

16:21'50 Kristian DANIEL

16:24'33

16:27'27 Kevin FARKAS

16:30'16 Joel PONS

16:40'44 Veda PRATAMA

16:41'24 Ruché MOODLEY

16:41'24 Hakim DANISH

16:41'41 Hakim DANISH

16:42'00 Giulio PUGLIESE

16:43'10 Brian URIARTE

16:43'24 Brian URIARTE

16:44'16

SIGHTING LAP START

All bikes on grid

WARM UP LAP START

RACE START

No jump starts

crashed out - Rider OK

crashed out - Medical Centre - Rider OK

crashed out - Rider OK

crashed out - Rider OK

re-joined race

re-joined race

crashed out - Medical Centre - Rider OK

entered pits

crashed out - Rider OK

crashed out - Medical Centre - Rider OK

crashed out - Rider OK

re-joined race

re-joined race

re-joined race

entered pits

Incident between riders #5, #16 and #50 under investigation

crashed out - Rider OK

crashed out - Rider OK

crashed out - Rider OK

crashed out - Rider OK

crashed out - Rider OK

re-joined race

crashed out - Rider OK

crashed out - Rider OK

re-joined race

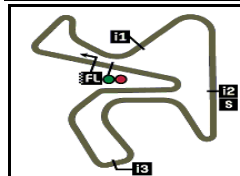
Incident between riders #11 and #13 to be reviewed after the race

The results are provisional until the end of the limit for protest and appeals.

Time limit for protest expires 60' after publication of the results - Time:

DORNA DATA PROCESSING TIMING SERVICE DORNA DATA PROCESSING TIMING SERVICE DORNA DATA PROCESSING TIMING SERVICE DORNA DATA PROCESSING TIMING SERVICE DORNA DATA PROCESSING TIMING SERVICE DORNA DATA PROCESSING TIMING SERVICE DORNA DATA PROCESSING TIMING SERVICE DORNA DATA PROCESSING TIMING SERVICE DORNA DATA PROCESSING TIMING SERVICE DORNA DATA PROCESSING TIMING SERVICE DORNA DATA PROCESSING TIMING SERVICE DORNA DATA PROCESSING TIMING SERVICE DORNA DATA PROCESSING TIMING SERVICE DORNA DATA PROCESSING TIMING SERVICE DORNA DATA PROCESSING TIMING SERVICE DORNA DATA PROCESSING TIMING SERVICE DORNA DATA PROCCEESSS





4423 m.

GRAN PREMIO ESTRELLA GALICIA 0,0 DE ESPAÑA


Race Nr.1

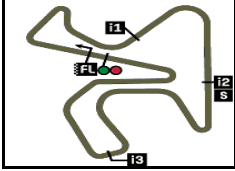
Top Speed & Average



Rider	Nation	Motorcycle	Top 5 speeds					Average	Top
28 Máximo QUILES	SPA	KTM	205.3	204.9	203.7	201.1	200.7	203.1	205.3
31 Giulio PUGLIESE	ITA	KTM	205.3	204.1	203.7	202.2	202.2	203.5	205.3
56 Kevin FARKAS	HUN	KTM	205.3	200.0	194.5	193.5	192.1	197.1	205.3
73 Valentin PERRONE	ARG	KTM	205.3	204.5	204.1	204.1	203.7	204.3	205.3
70 Kristian DANIEL	USA	KTM	204.1	201.4				202.8	204.1
27 Rico SALMELA	FIN	KTM	203.7	203.3	202.6	202.6	201.1	202.2	203.7
95 Marco MORELLI	ARG	KTM	203.7	203.0	202.6	202.6	200.7	202.2	203.7
13 Hakim DANISH	MAL	KTM	203.3	203.3	203.0	201.8	201.4	202.4	203.3
83 Alvaro CARPE	SPA	KTM	203.3	202.2	201.4	200.7	199.2	201.4	203.3
50 Carter THOMPSON	AUS	KTM	202.6					202.6	202.6
11 Ruché MOODLEY	RSA	KTM	202.2	202.2	201.1	200.7	200.7	201.4	202.2
24 Guillem PLANQUES	FRA	KTM	202.2	198.8	198.1	192.5	192.1	196.7	202.2
57 Leonardo Alessandro ZANNI	ITA	KTM	202.2					202.2	202.2
4 Sullivan MOUNSEY	GBR	KTM	201.4	198.5	197.0	193.2	193.2	196.7	201.4
16 Joel PONS	SPA	KTM	201.4	190.8	190.4	190.1	190.1	192.6	201.4
54 Veda PRATAMA	INA	KTM	201.1	198.5	194.9	194.5	193.5	196.5	201.1
20 Jakkreephat PHUETTISAN	THA	KTM	200.7	200.0	197.8	197.8	197.0	198.4	200.7
51 Brian URIARTE	SPA	KTM	200.3	200.0	198.1	197.8	196.3	198.1	200.3
5 Leo RAMMERSTORFER	AUT	KTM	199.6					199.6	199.6
45 Kgopotso MONONYANE	RSA	KTM	199.2	197.8	196.3	196.0	195.2	196.9	199.2
52 Evan BELFORD	GBR	KTM	199.2	194.9	194.2	192.8	192.5	194.7	199.2
47 Dodo BOGGIO	ITA	KTM	198.8					198.8	198.8
48 Lenox PHOMMARA	SWI	KTM	198.5	194.5	192.1	192.1	191.8	193.8	198.5
7 Rocco SESSLER	GER	KTM	197.8	192.5	190.4	190.4	189.8	192.2	197.8

uito de Jerez - Ángel N

Results and timing service provided by 




4423 m.

RookiesCup

GRAN PREMIO ESTRELLA GALICIA 0,0 DE ESPAÑA

Race Nr.1

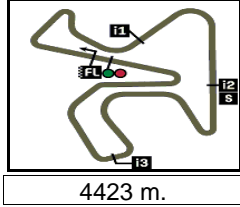
Fastest Laps Sequence

<i>Lap</i>	<i>Race Time</i>	 <i>Rider</i>	<i>Nation</i>	<i>Motorcycle</i>	<i>Time</i>	<i>Km/h</i>	<i>Riders's Lap</i>
2	3'46.001	28 Máximo QUILES	SPA	KTM	1'49.199	145.8	2
2	3'46.770	13 Hakim DANISH	MAL	KTM	1'49.137	145.8	2
2	3'46.841	73 Valentin PERRONE	ARG	KTM	1'48.681	146.5	2
14	25'42.269	73 Valentin PERRONE	ARG	KTM	1'48.658	146.5	14

DORNA DATA PROCESSING TIMING SERVICE DORNA DATA PROCESSING TIMING SERVICE DORNA DATA PROCESSING TIMING SERVICE DORNA DATA PROCESSING TIMING SERVICE DORNA DATA PROCESSING TIMING SERVICE DORNA DATA PROCESSING TIMING SERVICE DORNA DATA PROCESSING TIMING SERVICE DORNA DATA PROCESSING TIMING SERVICE DORNA DATA PROCESSING TIMING SERVICE DORNA DATA PROCESSING TIMING SERVICE DORNA DATA PROCESSING



Jerez de la Frontera, Saturday, April 27, 2024



RookiesCup

GRAN PREMIO ESTRELLA GALICIA 0,0 DE ESPAÑA

Race Nr.1

Chronological Analysis of Performances

* Lap / Sector time cancelled T1 Time from finish line to 1st intermediate T3 Time from 2nd intermed. to 3rd intermed.
P Crossing the finish line in pit lane T2 Time from 1st intermed. to 2nd intermed. T4 Time from 3rd intermediate to finish line

Lap	Lap Time	T1	T2	T3	T4	Speed	Lap	Lap Time	T1	T2	T3	T4	Speed
1st 95 Marco MORELLI Red Bull Rookies - Ar ARG							4th 83 Alvaro CARPE Red Bull Rookies - Sp SPA						
Runs=1 Total laps=14 Full laps=13 Valid laps=13							Runs=1 Total laps=14 Full laps=13 Valid laps=13						
1	1'57.181	34.230	16.707	32.343	33.901	197.0	11	1'49.846	26.768	16.665	32.550	33.863	204.9
2	1'49.423	26.757	16.591	32.273	33.802	198.1	12	1'49.574	26.867	16.490	32.379	33.838	203.7
3	1'49.797	27.089	16.809	32.408	33.491	193.2	13	1'50.170	26.891	16.847	32.306	34.126	196.3
4	1'49.962	26.672	16.969	32.541	33.780	191.4	14	1'49.010	26.613	16.552	31.929	33.916	201.1
5	1'50.265	27.020	16.673	32.535	34.037	197.8							
6	1'49.294	26.831	16.643	32.085	33.735	199.6							
7	1'48.971	26.568	16.633	32.087	33.683	198.5							
8	1'49.449	26.649	16.560	32.284	33.956	200.7							
9	1'49.203	26.655	16.417	32.362	33.769	202.6							
10	1'49.897	27.203	16.572	32.345	33.777	200.0							
11	1'50.610	27.170	16.735	32.656	34.049	203.7							
12	1'49.531	26.658	16.486	32.442	33.945	200.7							
13	1'49.888	26.873	16.851	32.499	33.665	202.6							
14	1'48.769	26.541	16.539	32.038	33.651	203.0							
2nd 73 Valentin PERRONE Red Bull Rookies - Ar ARG							5th 27 Rico SALMELA Red Bull Rookies - Fin FIN						
Runs=1 Total laps=14 Full laps=13 Valid laps=13							Runs=1 Total laps=14 Full laps=13 Valid laps=13						
1	1'58.160	34.951	16.769	32.649	33.791	203.3	1	1'58.122	35.200	16.643	32.450	33.829	203.7
2	1'48.681	26.653	16.645	31.757	33.626	203.0	2	1'49.169	26.644	16.497	32.297	33.731	202.6
3	1'49.910	27.049	16.606	32.778	33.477	200.3	3	1'49.317	26.772	16.614	32.497	33.434	201.1
4	1'49.108	26.846	16.587	32.110	33.565	204.5	4	1'49.774	27.055	16.634	32.472	33.613	201.1
5	1'49.927	26.887	16.988	32.082	33.970	194.2	5	1'49.926	26.770	16.754	32.465	33.937	194.2
6	1'49.325	26.829	16.829	32.115	33.552	193.5	6	1'49.086	26.629	16.549	32.290	33.618	196.3
7	1'49.001	26.754	16.595	32.069	33.583	198.5	7	1'48.984	26.615	16.529	32.166	33.674	202.6
8	1'49.945	26.606	16.638	32.361	34.340	195.2	8	1'49.618	26.630	16.533	32.648	33.807	200.7
9	1'49.595	26.628	16.517	32.916	33.534	204.1	9	1'49.183	26.557	16.499	32.189	33.938	203.3
10	1'49.857	27.191	16.559	32.384	33.723	203.0	10	1'49.930	26.915	16.811	32.421	33.783	196.3
11	1'50.769	26.950	16.764	32.596	34.459	204.1	11	1'50.272	27.120	16.750	32.571	33.831	197.0
12	1'49.309	26.597	16.589	32.263	33.860	201.1	12	1'49.890	26.915	16.605	32.540	33.830	201.1
13	1'50.024	26.779	16.824	32.459	33.962	205.3	13	1'49.719	26.864	16.904	32.377	33.574	198.5
14	1'48.658	26.516	16.463	31.932	33.747	203.7	14	1'50.545	26.592	16.642	31.859	35.452	195.2
3rd 28 Máximo QUILES Red Bull Rookies - Sp SPA							6th 51 Brian URIARTE Red Bull Rookies - Sp SPA						
Runs=1 Total laps=14 Full laps=13 Valid laps=13							Runs=1 Total laps=14 Full laps=13 Valid laps=12						
1	1'56.802	34.094	16.776	32.164	33.768	199.6	1	1'56.842	33.762	16.844	32.119	34.117	194.2
2	1'49.199	26.759	16.703	32.015	33.722	196.3	2	1'49.426	26.785	16.714	32.220	33.707	198.1
3	1'50.446	27.756	16.710	32.235	33.745	197.4	3	1'49.447	26.893	16.716	32.022	33.816	192.8
4	1'49.399	26.777	16.788	32.136	33.698	196.3	4	1'50.476	27.435	16.928	32.422	33.691	196.0
5	1'50.390	27.023	16.907	32.496	33.964	196.0	5	1'49.549	26.803	16.892	32.130	33.724	193.8
6	1'49.479	26.998	16.674	32.182	33.625	196.7							
7	1'48.891	26.657	16.482	32.230	33.522	200.7							
8	1'49.130	26.666	16.376	32.335	33.753	205.3							
9	1'49.577	26.619	16.539	32.600	33.819	197.8							
10	1'50.439	27.045	16.695	32.952	33.747	199.2							

Fastest Lap: Valentin PERRONE Red Bull Rookies - Ar ARG **1'48.658** 26.516 16.463 31.932 33.747

DORNA DATA PROCESSING TIMING SERVICE DORNA DATA PROCESSING TIMING SERVICE DORNA DATA PROCESSING TIMING SERVICE DORNA DATA PROCESSING TIMING SERVICE DORNA DATA PROCESSING TIMING SERVICE DORNA DATA PROCESSING TIMING SERVICE DORNA DATA PROCESSING TIMING SERVICE DORNA DATA PROCESSING TIMING SERVICE DORNA DATA PROCCESSS



Race Nr.1

RookiesCup

Lap	Lap Time	T1	T2	T3	T4	Speed	Lap	Lap Time	T1	T2	T3	T4	Speed
6	1'49.192	26.788	16.854	31.883	33.667	195.6	11	1'50.917	27.031	17.121	32.409	34.356	188.8
7	1'49.009	26.720	16.741	31.781	33.767	196.3	12	1'50.965	27.144	17.157	32.420	34.244	188.1
8	1'49.524	26.713	16.699	32.150	33.962	191.8	13	1'51.526	27.166	17.156	32.603	34.601	189.4
9	1'49.951	26.692	16.710	32.481	34.068	196.3	14	1'51.906	27.268	17.205	32.788	34.645	187.8
10	1'49.757	27.013	16.680	32.324	33.740	200.0							
11	1'49.930	27.123	16.720	32.227	33.860	200.3							
12	1'49.961	26.706	16.845	32.388	34.022	193.8							
13	1'50.049	26.893	16.895	32.178	34.083	195.2							
14	2'02.725 *	26.531	16.646	31.910	47.638 *	197.8							

7th	24	Guillem PLANQUES	Red Bull Rookies - Fra FRA			
		Runs=1	Total laps=14	Full laps=13	Valid laps=13	
1	1'58.529	35.543	16.558	32.426	34.002	202.2
2	1'49.441	26.727	16.647	31.877	34.190	198.8
3	1'50.133	27.320	16.765	32.211	33.837	198.1
4	1'51.945	28.016	17.101	32.562	34.266	191.8
5	1'51.177	27.136	17.297	32.537	34.207	188.8
6	1'51.131	27.108	17.133	32.419	34.471	191.1
7	1'51.835	27.212	17.105	32.535	34.983	189.8
8	1'51.501	27.259	17.037	32.562	34.643	192.1
9	1'51.492	27.371	17.114	32.500	34.507	190.8
10	1'51.073	27.096	17.180	32.379	34.418	191.4
11	1'51.024	26.965	17.093	32.551	34.415	189.8
12	1'51.186	27.091	17.127	32.571	34.397	189.1
13	1'51.763	27.327	17.271	32.573	34.592	190.1
14	1'51.519	27.189	17.051	32.509	34.770	192.5

8th	13	Hakim DANISH	Red Bull Rookies - Ma MAL			
		Runs=1	Total laps=14	Full laps=13	Valid laps=13	
1	1'57.633	34.433	16.614	32.629	33.957	199.6
2	1'49.137	26.855	16.477	31.973	33.832	201.4
3	1'49.785	27.059	17.053	32.181	33.492	197.8
4	1'50.111	26.941	16.630	32.739	33.801	194.2
5	1'49.786	26.912	16.527	32.378	33.969	200.0
6	1'49.080	26.912	16.594	31.938	33.636	199.6
7	1'49.216	26.634	16.462	32.286	33.834	201.8
8	1'49.390	26.680	16.398	32.474	33.838	203.0
9	1'49.234	26.710	16.427	32.320	33.777	203.3
10	1'49.613	26.807	16.846	32.179	33.781	197.8
11	1'50.880	27.088	16.923	32.927	33.942	193.2
12	1'49.563	26.745	16.409	32.538	33.871	203.3
13	2'07.078	26.845	16.889	32.577	50.767	201.4
14	1'53.338	28.292	17.361	32.735	34.950	190.8

9th	7	Rocco SESSLER	Red Bull Rookies - Ge GER			
		Runs=1	Total laps=14	Full laps=13	Valid laps=12	
1	2'00.603	36.261	17.087	32.859	34.396	197.8
2	1'52.288	27.719	17.066	32.753	34.750	192.5
3	1'51.481	27.249	17.043	32.847	34.342	189.1
4	1'51.425 *	27.173	17.159	32.730	34.363 *	190.4
5	1'51.064	27.105	17.226	32.517	34.216	188.4
6	1'51.171	27.122	17.158	32.525	34.366	189.8
7	1'51.189	27.126	17.071	32.533	34.459	188.8
8	1'51.175	27.121	17.178	32.467	34.409	188.4
9	1'51.241	27.281	17.034	32.382	34.544	188.8
10	1'50.939	27.054	17.134	32.431	34.320	190.4

10th	45	Kgopotso MONONY	Red Bull Rookies - So RSA			
		Runs=1	Total laps=14	Full laps=13	Valid laps=12	
1	2'01.987	36.593	17.053	33.532	34.809	199.2
2	1'52.510	27.526	17.136	32.754	35.094	195.2
3	1'52.190	27.720	17.093	32.804	34.573	192.5
4	1'51.414	27.388	16.991	32.515	34.520	192.8
5	1'51.183	27.270	16.939	32.647	34.327	193.2
6	1'53.393	28.976	17.090	32.693	34.634	193.2
7	1'51.132	27.175	16.940	32.563	34.454	192.5
8	1'52.175	27.308	17.018	33.014	34.835	196.3
9	1'51.669	27.301	16.776	33.001	34.591	197.8
10	1'52.004	27.214	16.934	33.216	34.640	196.0
11	1'52.410 *	27.289	17.211	33.272	34.638 *	191.8
12	1'52.112	27.228	17.079	33.111	34.694	190.4
13	1'53.137	27.824	17.659	32.871	34.783	190.8
14	1'52.758	27.489	17.215	33.251	34.803	187.5

11th	20	Jakkreephat PHUET	Red Bull Rookies - Th THA			
		Runs=1	Total laps=14	Full laps=13	Valid laps=13	
1	2'01.578	36.144	17.062	33.645	34.727	200.0
2	1'52.105	27.407	17.124	32.683	34.891	197.8
3	1'52.257	27.325	17.037	33.210	34.685	190.4
4	1'51.246	27.244	16.807	32.981	34.214	200.7
5	1'51.763	27.318	17.222	32.907	34.316	197.8
6	1'52.325	27.591	17.016	32.900	34.818	194.9
7	1'52.077	27.275	17.214	33.156	34.432	191.1
8	1'52.302	27.452	17.188	33.074	34.588	194.5
9	1'51.682	27.360	16.952	32.964	34.406	197.0
10	1'52.064	27.372	17.005	33.210	34.477	197.0
11	1'52.208	27.343	17.499	32.970	34.396	195.2
12	1'52.380	27.325	17.137	33.239	34.679	192.1
13	1'53.848	27.962	17.582	33.520	34.784	191.1
14	1'53.464	27.510	17.489	33.270	35.195	191.1

12th	4	Sullivan MOUNSEY	Red Bull Rookies - Gr GBR			
		Runs=1	Total laps=14	Full laps=13	Valid laps=13	
1	2'01.626	36.443	17.226	33.329	34.628	201.4
2	1'52.148	27.517	17.051	33.013	34.567	198.5
3	1'52.122	27.470	17.074	33.193	34.385	191.8
4	1'51.244	27.113	16.908	32.899	34.324	197.0
5	1'51.524	27.355	17.121	32.817	34.231	193.2
6	1'52.459	27.725	17.223	32.970	34.541	190.8
7	1'51.935	27.320	17.102	32.912	34.601	190.8
8	1'52.388	27.406	17.063	33.059	34.860	193.2
9	1'51.796	27.222	17.052	32.927	34.595	192.5
10	1'52.113	27.329	17.128	32.978	34.678	191.4
11	2'07.585	27.327	17.346	47.534	35.378	190.1
12	1'52.241	27.610	17.115	32.919	34.597	191.1
13	1'52.220	27.607	17.333	32.808	34.472	192.8
14	1'52.320	27.598	17.365	32.818	34.539	190.4

Fastest Lap: Valentin PERRONE Red Bull Rookies - Ar ARG **1'48.658** 26.516 16.463 31.932 33.747

DORNA DATA PROCESSING TIMING SERVICE DORNA DATA PROCESSING TIMING SERVICE DORNA DATA PROCESSING TIMING SERVICE DORNA DATA PROCESSING TIMING SERVICE DORNA DATA PROCESSING TIMING SERVICE DORNA DATA PROCESSING TIMING SERVICE DORNA DATA PROCESSING TIMING SERVICE DORNA DATA PROCCESSS



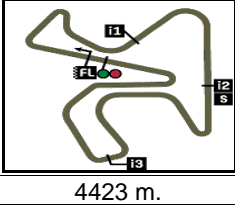
Race Nr.1**RookiesCup**

<i>Lap</i>	<i>Lap Time</i>	<i>T1</i>	<i>T2</i>	<i>T3</i>	<i>T4</i>	<i>Speed</i>	<i>Lap</i>	<i>Lap Time</i>	<i>T1</i>	<i>T2</i>	<i>T3</i>	<i>T4</i>	<i>Speed</i>	
23rd	50	Carter THOMPSON Red Bull Rookies - Au AUS Runs=1 Total laps=0 Full laps=0 Valid laps=0												
unfinished	35.340	16.698	32.895			202.6								
24th	47	Dodo BOGGIO Red Bull Rookies - Ital ITA Runs=1 Total laps=0 Full laps=0 Valid laps=0												
unfinished	35.891	16.887			198.8									

Fastest Lap:	Valentin PERRONE	Red Bull Rookies - Ar ARG	1'48.658	26.516	16.463	31.932	33.747
---------------------	------------------	---------------------------	-----------------	--------	--------	--------	--------

DORNA DATA PROCESSING TIMING SERVICE DORNA DATA PROCESSING TIMING SERVICE DORNA DATA PROCESSING TIMING SERVICE DORNA DATA PROCESSING TIMING SERVICE DORNA DATA PROCESSING TIMING SERVICE DORNA DATA PROCESSING TIMING SERVICE DORNA DATA PROCESSING TIMING SERVICE DORNA DATA PROCESSING TIMING SERVICE DORNA DATA PROCESSING TIMING SERVICE DORNA DATA PROCESSING TIMING SERVICE DORNA DATA PROCCESSSS





GRAN PREMIO ESTRELLA GALICIA 0,0 DE ESPAÑA

Official Starting Grid

Rookies Cup

Race : 14 laps = 61.922 km

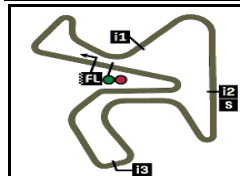


1	1 1'47.752 28 Máximo QUILES KTM	2 1'47.768 51 Brian URIARTE KTM	3 1'47.799 13 Hakim DANISH KTM
2	4 1'47.955 54 Veda PRATAMA KTM	5 1'47.959 95 Marco MORELLI KTM	6 1'47.998 83 Alvaro CARPE KTM
3	7 1'48.019 11 Ruché MOODLEY KTM	8 1'48.137 70 Kristian DANIEL KTM	9 1'48.188 27 Rico SALMELA KTM
4	10 1'48.242 73 Valentin PERRONE KTM	11 1'48.547 5 Leo RAMMERSTORFER KTM	12 1'48.671 57 Leonardo Alessandro ZANNI KTM
5	13 1'48.882 50 Carter THOMPSON KTM	14 1'49.093 31 Giulio PUGLIESE KTM	15 1'49.217 48 Lenox PHOMMARA KTM
6	16 1'49.571 24 Guillem PLANQUES KTM	17 1'49.621 47 Dodo BOGGIO KTM	18 1'49.645 7 Rocco SESSLER KTM
7	19 1'50.239 4 Sullivan MOUNSEY KTM	20 1'50.314 45 Kgotso MONONYANE KTM	21 1'50.397 56 Kevin FARKAS KTM
8	22 1'50.497 16 Joel PONS KTM	23 1'50.983 20 Jakkreephat PHUETTISAN KTM	24 1'51.733 52 Evan BELFORD KTM

The results are provisional until the end of the limit for protest and appeals and until the ratification of the Event Management Committee.

Time limit for protest expires 60' at the latest after publication of the results - Time:

DORNA DATA PROCESSING TIMING SERVICE DORNA DATA PROCESSING TIMING SERVICE DORNA DATA PROCESSING TIMING SERVICE DORNA DATA PROCESSING TIMING SERVICE DORNA DATA PROCESSING TIMING SERVICE DORNA DATA PROCESSING TIMING SERVICE DORNA DATA PROCESSING TIMING SERVICE DORNA DATA PROCESSING TIMING SERVICE DORNA DATA PROCCEESSS




4423 m.

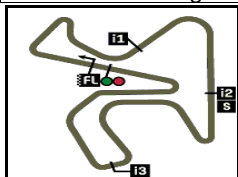
GRAN PREMIO ESTRELLA GALICIA 0,0 DE ESPAÑA

Race Nr.1

Fastest Lap of Each Rider

Rookies Cup

	Rider	Nation	Team	Motorcycle	Time	Lap	Total	Gap
1	73 Valentin PERRONE	ARG	Red Bull Rookies - Argentina	KTM	1'48.658	14	14	
2	11 Ruché MOODLEY	RSA	Red Bull Rookies - South Africa	KTM	1'48.713	9	12	0.055 0.055
3	95 Marco MORELLI	ARG	Red Bull Rookies - Argentina	KTM	1'48.769	14	14	0.111 0.056
4	28 Máximo QUILES	SPA	Red Bull Rookies - Spain	KTM	1'48.891	7	14	0.233 0.122
5	31 Giulio PUGLIESE	ITA	Red Bull Rookies - Italy	KTM	1'48.964	8	13	0.306 0.073
6	27 Rico SALMELA	FIN	Red Bull Rookies - Finland	KTM	1'48.984	7	14	0.326 0.020
7	83 Alvaro CARPE	SPA	Red Bull Rookies - Spain	KTM	1'49.004	6	14	0.346 0.020
8	51 Brian URIARTE	SPA	Red Bull Rookies - Spain	KTM	1'49.009	7	14	0.351 0.005
9	13 Hakim DANISH	MAL	Red Bull Rookies - Malaysia	KTM	1'49.080	6	14	0.422 0.071
10	24 Guillem PLANQUES	FRA	Red Bull Rookies - France	KTM	1'49.441	2	14	0.783 0.361
11	54 Veda PRATAMA	INA	Red Bull Rookies - Indonesia	KTM	1'49.790	10	12	1.132 0.349
12	7 Rocco SESSLER	GER	Red Bull Rookies - Germany	KTM	1'50.917	11	14	2.259 1.127
13	56 Kevin FARKAS	HUN	Red Bull Rookies - Hungary	KTM	1'50.962	5	5	2.304 0.045
14	45 Kgopotso MONONYANE	RSA	Red Bull Rookies - South Africa	KTM	1'51.132	7	14	2.474 0.170
15	4 Sullivan MOUNSEY	GBR	Red Bull Rookies - Great Britain	KTM	1'51.244	4	14	2.586 0.112
16	20 Jakkreephat PHUETTISAN	THA	Red Bull Rookies - Thailand	KTM	1'51.246	4	14	2.588 0.002
17	16 Joel PONS	SPA	Red Bull Rookies - Spain	KTM	1'51.855	4	5	3.197 0.609
18	48 Lenox PHOMMARA	SWI	Red Bull Rookies - Switzerland	KTM	1'52.192	13	14	3.534 0.337
19	52 Evan BELFORD	GBR	Red Bull Rookies - Great Britain	KTM	1'52.233	10	14	3.575 0.041



4423 m.

2024 Riders Performance

(Qualifying Position - Starting Position - Race Position)

Rider	Points	SPA	SPA	FRA	FRA	ITA	ITA	NED	NED	AUT	AUT	ARA	ARA	RSM	RSM						
1 MORELLI Marco	25	5																			
		5-1	-	-	-	-	-	-	-	-	-	-	-	-	-	-	-	-	-	-	-
2 PERRONE Valentin	20	10																			
		10-2	-	-	-	-	-	-	-	-	-	-	-	-	-	-	-	-	-	-	-
3 QUILES Máximo	16	1																			
		1-3	-	-	-	-	-	-	-	-	-	-	-	-	-	-	-	-	-	-	-
4 CARPE Alvaro	13	6																			
		6-4	-	-	-	-	-	-	-	-	-	-	-	-	-	-	-	-	-	-	-
5 SALMELA Rico	11	9																			
		9-5	-	-	-	-	-	-	-	-	-	-	-	-	-	-	-	-	-	-	-
6 URIARTE Brian	10	2																			
		2-6	-	-	-	-	-	-	-	-	-	-	-	-	-	-	-	-	-	-	-
7 PLANQUES Guillem	9	16																			
		16-7	-	-	-	-	-	-	-	-	-	-	-	-	-	-	-	-	-	-	-
8 DANISH Hakim	8	3																			
		3-8	-	-	-	-	-	-	-	-	-	-	-	-	-	-	-	-	-	-	-
9 SESSLER Rocco	7	18																			
		18-9	-	-	-	-	-	-	-	-	-	-	-	-	-	-	-	-	-	-	-
10 MONONYANE Kgotso	6	21																			
		20-10	-	-	-	-	-	-	-	-	-	-	-	-	-	-	-	-	-	-	-
11 PHUETTISAN Jakkreephat	5	24																			
		23-11	-	-	-	-	-	-	-	-	-	-	-	-	-	-	-	-	-	-	-
12 MOUNSEY Sullivan	4	19																			
		19-12	-	-	-	-	-	-	-	-	-	-	-	-	-	-	-	-	-	-	-
13 PHOMMARA Lenox	3	15																			
		15-13	-	-	-	-	-	-	-	-	-	-	-	-	-	-	-	-	-	-	-

NC=Not classified NL=Not finished first lap NP=Not started race re-start N2=Not finished first lap race re-start EX=Excluded NS=Not Started DS=Disqualified

DORNA DATA PROCESSING TIMING SERVICE DORNA DATA PROCESSING TIMING SERVICE DORNA DATA PROCESSING TIMING SERVICE DORNA DATA PROCESSING TIMING SERVICE DORNA DATA PROCESSING TIMING SERVICE DORNA DATA PROCESSING TIMING SERVICE DORNA DATA PROCESSING TIMING SERVICE DORNA DATA PROCESSING TIMING SERVICE DORNA DATA PROCESSING TIMING SERVICE DORNA DATA PROCESSING TIMING SERVICE DORNA DATA PROCESSING TIMING SERVICE DORNA DATA PROCESSING TIMING SERVICE



Rider	Points	SPA	SPA	FRA	FRA	ITA	ITA	NED	NED	AUT	AUT	ARA	ARA	RSM	RSM						
14 BELFORD Evan	2	25																			
		24-14	-	-	-	-	-	-	-	-	-	-	-	-	-	-	-	-	-	-	-
15 PUGLIESE Giulio	0	14																			
		14-NC	-	-	-	-	-	-	-	-	-	-	-	-	-	-	-	-	-	-	-
16 MOODLEY Ruché	0	7																			
		7-NC	-	-	-	-	-	-	-	-	-	-	-	-	-	-	-	-	-	-	-
17 PRATAMA Veda	0	4																			
		4-NC	-	-	-	-	-	-	-	-	-	-	-	-	-	-	-	-	-	-	-
18 FARKAS Kevin	0	22																			
		21-NC	-	-	-	-	-	-	-	-	-	-	-	-	-	-	-	-	-	-	-
19 PONS Joel	0	23																			
		22-NC	-	-	-	-	-	-	-	-	-	-	-	-	-	-	-	-	-	-	-
20 DANIEL Kristian	0	8																			
		8-NC	-	-	-	-	-	-	-	-	-	-	-	-	-	-	-	-	-	-	-
21 ZANNI Leonardo Alessandro	0	12																			
		12-NC	-	-	-	-	-	-	-	-	-	-	-	-	-	-	-	-	-	-	-
22 RAMMERSTORFER Leo	0	11																			
		11-NC	-	-	-	-	-	-	-	-	-	-	-	-	-	-	-	-	-	-	-
23 THOMPSON Carter	0	13																			
		13-NL	-	-	-	-	-	-	-	-	-	-	-	-	-	-	-	-	-	-	-
24 BOGGIO Dodo	0	17																			
		17-NL	-	-	-	-	-	-	-	-	-	-	-	-	-	-	-	-	-	-	-

NC=Not classified NL=Not finished first lap NP=Not started race re-start N2=Not finished first lap race re-start EX=Excluded NS=Not Started DS=Disqualified

DORNA DATA PROCESSING TIMING SERVICE DORNA DATA PROCESSING TIMING SERVICE DORNA DATA PROCESSING TIMING SERVICE DORNA DATA PROCESSING TIMING SERVICE DORNA DATA PROCESSING TIMING SERVICE DORNA DATA PROCESSING TIMING SERVICE DORNA DATA PROCESSING TIMING SERVICE DORNA DATA PROCESSING TIMING SERVICE DORNA DATA PROCESSING TIMING SERVICE DORNA DATA PROCESSING TIMING SERVICE



