uito de Jerez - Ángel N

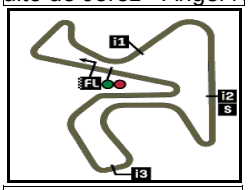

4423 m.

Results and timing service provided by TISSOT

RookiesCup

GRAN PREMIO ESTRELLA GALICIA 0,0 DE ESPAÑA

Qualifying

Classification

		Rider	Nation	Team	Motorcycle	Time	Lap	Total	Gap		Top Speed
1	28	**Máximo QUILES**	SPA	Red Bull Rookies - Spain	KTM	**1'47.752**	11	11			**199.2**
2	51	**Brian URIARTE**	SPA	Red Bull Rookies - Spain	KTM	**1'47.768**	5	10	0.016	0.016	**198.1**
3	13	**Hakim DANISH**	MAL	Red Bull Rookies - Malaysia	KTM	**1'47.799**	9	11	0.047	0.031	**203.0**
4	54	**Veda PRATAMA**	INA	Red Bull Rookies - Indonesia	KTM	**1'47.955**	8	11	0.203	0.156	**203.7**
5	95	**Marco MORELLI**	ARG	Red Bull Rookies - Argentina	KTM	**1'47.959**	5	11	0.207	0.004	**200.7**
6	83	**Alvaro CARPE**	SPA	Red Bull Rookies - Spain	KTM	**1'47.998**	5	11	0.246	0.039	**199.6**
7	11	**Ruché MOODLEY**	RSA	Red Bull Rookies - South Africa	KTM	**1'48.019**	4	11	0.267	0.021	**201.8**
8	70	**Kristian DANIEL**	USA	Red Bull Rookies - United States	KTM	**1'48.137**	11	11	0.385	0.118	**199.2**
9	27	**Rico SALMELA**	FIN	Red Bull Rookies - Finland	KTM	**1'48.188**	11	11	0.436	0.051	**198.5**
10	73	**Valentin PERRONE**	ARG	Red Bull Rookies - Argentina	KTM	**1'48.242**	7	11	0.490	0.054	**199.6**
11	5	**Leo RAMMERSTORFER**	AUT	Red Bull Rookies - Austria	KTM	**1'48.547**	8	11	0.795	0.305	**198.8**
12	57	**Leonardo Alessandro ZA**	ITA	Red Bull Rookies - Italy	KTM	**1'48.671**	3	11	0.919	0.124	**201.4**
13	50	**Carter THOMPSON**	AUS	Red Bull Rookies - Australia	KTM	**1'48.882**	6	11	1.130	0.211	**197.8**
14	31	**Giulio PUGLIESE**	ITA	Red Bull Rookies - Italy	KTM	**1'49.093**	5	11	1.341	0.211	**200.3**
15	48	**Lenoxx PHOMMARA**	SWI	Red Bull Rookies - Switzerland	KTM	**1'49.217**	8	11	1.465	0.124	**198.5**
16	24	**Guillem PLANQUES**	FRA	Red Bull Rookies - France	KTM	**1'49.571**	5	11	1.819	0.354	**197.0**
17	47	**Dodo BOGGIO**	ITA	Red Bull Rookies - Italy	KTM	**1'49.621**	5	11	1.869	0.050	**199.2**
18	7	**Rocco SESSLER**	GER	Red Bull Rookies - Germany	KTM	**1'49.645**	9	10	1.893	0.024	**195.2**
19	4	**Sullivan MOUNSEY**	GBR	Red Bull Rookies - Great Britain	KTM	**1'50.239**	11	11	2.487	0.594	**197.8**
20	44	**Milan PAWELEC**	POL	Red Bull Rookies - Poland	KTM	**1'50.292**	3	3	2.540	0.053	**196.7**
21	45	**Kgopotso MONONYANE**	RSA	Red Bull Rookies - South Africa	KTM	**1'50.314**	11	11	2.562	0.022	**196.7**
22	56	**Kevin FARKAS**	HUN	Red Bull Rookies - Hungary	KTM	**1'50.397**	8	11	2.645	0.083	**199.2**
23	16	**Joel PONS**	SPA	Red Bull Rookies - Spain	KTM	**1'50.497**	6	11	2.745	0.100	**197.8**
24	20	**Jakkreephat PHUETTISAN**	THA	Red Bull Rookies - Thailand	KTM	**1'50.983**	3	4	3.231	0.486	**196.7**
25	52	**Evan BELFORD**	GBR	Red Bull Rookies - Great Britain	KTM	**1'51.733**	2	8	3.981	0.750	**193.5**

Practice condition: **Dry**
Air: 20°
Humidity: 50%
Ground: 36°

Fastest Lap:	Lap: 11	**Máximo QUILES**	**1'47.752**	147.7 Km/h
Best Race Lap:	2021	**Diogo MOREIRA**	**1'48.701**	146.4 Km/h
All Time Lap Record:	2024	**Máximo QUILES**	**1'47.752**	147.7 Km/h

The results are provisional until the end of the limit for protest and appeals.

Time limit for protest expires 60' after publication of the results - ..... Time: .....

DORNA DATA PROCESSING .TIMING SERVICE DORNA DATA PROCESSING TIMING SERVICE DORNA DATA PROCESSING TIMING SERVICE DORNA DATA PROCESSING TIMING SERVICE DORNA DATA PROCESSING TIMING SERVICE DORNA DATA PROCESSING TIMING SERVICE DORNA DATA PROCESSING TIMING SERVICE DORNA DATA PROCCEESSS

Jerez de la Frontera, Friday, April 26, 2024

uito de Jerez - Ángel N

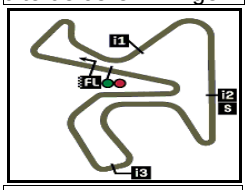

4423 m.

Results and timing service provided by TISSOT

RookiesCup

GRAN PREMIO ESTRELLA GALICIA 0,0 DE ESPAÑA

Qualifying

Top Speed & Average

	Rider	Nation	Motorcycle	Top 5 speeds					Average	Top
54	**Veda PRATAMA**	**INA**	KTM	203.7	200.0	200.0	198.1	197.4	199.8	**203.7**
13	**Hakim DANISH**	**MAL**	KTM	203.0	197.8	196.3	195.6	195.2	197.6	**203.0**
11	**Ruché MOODLEY**	**RSA**	KTM	201.8	201.4	199.6	199.2	198.8	200.2	**201.8**
57	**Leonardo Alessandro ZANNI**	**ITA**	KTM	201.4	201.1	197.4	196.0	195.2	198.2	**201.4**
95	**Marco MORELLI**	**ARG**	KTM	200.7	197.8	197.8	196.3	196.0	197.7	**200.7**
31	**Giulio PUGLIESE**	**ITA**	KTM	200.3	200.0	198.1	197.0	196.7	198.4	**200.3**
73	**Valentin PERRONE**	**ARG**	KTM	199.6	199.2	198.5	198.1	197.8	198.5	**199.6**
83	**Alvaro CARPE**	**SPA**	KTM	199.6	199.2	198.5	198.1	197.8	198.6	**199.6**
28	**Máximo QUILES**	**SPA**	KTM	199.2	196.7	196.7	196.7	196.3	197.1	**199.2**
47	**Dodo BOGGIO**	**ITA**	KTM	199.2	194.5	193.8	193.5	192.5	194.7	**199.2**
56	**Kevin FARKAS**	**HUN**	KTM	199.2	199.2	198.8	198.1	197.8	198.6	**199.2**
70	**Kristian DANIEL**	**USA**	KTM	199.2	197.4	196.7	196.3	196.3	197.2	**199.2**
5	**Leo RAMMERSTORFER**	**AUT**	KTM	198.8	197.8	196.0	195.2	194.9	196.5	**198.8**
27	**Rico SALMELA**	**FIN**	KTM	198.5	198.1	197.4	197.0	196.7	197.5	**198.5**
48	**Lenoxx PHOMMARA**	**SWI**	KTM	198.5	196.3	196.0	195.6	194.5	196.2	**198.5**
51	**Brian URIARTE**	**SPA**	KTM	198.1	197.4	197.4	196.3	195.2	196.9	**198.1**
4	**Sullivan MOUNSEY**	**GBR**	KTM	197.8	196.7	196.7	196.3	196.0	196.6	**197.8**
16	**Joel PONS**	**SPA**	KTM	197.8	195.6	194.9	193.2	193.2	194.7	**197.8**
50	**Carter THOMPSON**	**AUS**	KTM	197.8	196.0	195.2	193.5	193.5	195.2	**197.8**
24	**Guillem PLANQUES**	**FRA**	KTM	197.0	196.7	196.7	195.6	192.5	195.7	**197.0**
20	**Jakkreephat PHUETTISAN**	**THA**	KTM	196.7	196.0	196.0	193.5	190.1	194.5	**196.7**
44	**Milan PAWELEC**	**POL**	KTM	196.7	194.2	191.4	190.4		193.2	**196.7**
45	**Kgopotso MONONYANE**	**RSA**	KTM	196.7	195.2	194.9	194.9	193.2	195.0	**196.7**
7	**Rocco SESSLER**	**GER**	KTM	195.2	194.2	193.8	193.5	192.5	193.8	**195.2**
52	**Evan BELFORD**	**GBR**	KTM	193.5	193.2	192.5	191.4	190.1	192.1	**193.5**

DORNA DATA PROCESSING ,TIMING SERVICE DORNA DATA PROCESSING TIMING SERVICE DORNA DATA PROCESSING TIMING SERVICE DORNA DATA PROCESSING TIMING SERVICE DORNA DATA PROCESSING TIMING SERVICE DORNA DATA PROCESSING
TIMING SERVICE DORNA DATA PROCESSING TIMING SERVICE DORNA DATA PROCESSING TIMING SERVICE DORNA DATA PROCCEESSS

Jerez de la Frontera, Friday, April 26, 2024

uito de Jerez - Ángel N

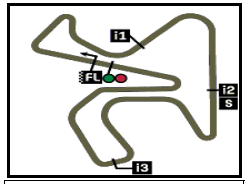

4423 m.

Results and timing service provided by TISSOT

RookiesCup

GRAN PREMIO ESTRELLA GALICIA 0,0 DE ESPAÑA

Qualifying

Best Partial Times

IT *Ideal Lap Time, sum of the best partial times* ***BT*** *Best Lap Time*

T1		T2		T3		T4	
Pos Rider	Time	Rider	Time	Rider	Time	Rider	Time
1 V.PRATAMA	26.300	H.DANISH	16.270	B.URIARTE	31.356	M.QUILES	33.173
2 B.URIARTE	**26.379**	**R.MOODLEY**	**16.374**	**A.CARPE**	**31.378**	**M.MORELLI**	**33.326**
3 R.SALMELA	26.388	B.URIARTE	16.444	M.MORELLI	31.378	V.PERRONE	33.333
4 H.DANISH	**26.459**	**V.PRATAMA**	**16.453**	**M.QUILES**	**31.386**	**B.URIARTE**	**33.367**
5 M.MORELLI	26.473	M.MORELLI	16.502	V.PRATAMA	31.448	R.SALMELA	33.369
6 V.PERRONE	**26.480**	**K.DANIEL**	**16.512**	**R.MOODLEY**	**31.497**	**R.MOODLEY**	**33.387**
7 K.DANIEL	26.483	V.PERRONE	16.539	H.DANISH	31.513	K.DANIEL	33.443
8 A.CARPE	**26.493**	**M.QUILES**	**16.542**	**K.DANIEL**	**31.527**	**A.CARPE**	**33.454**
9 R.MOODLEY	26.499	L.RAMMERSTOR	16.557	R.SALMELA	31.540	H.DANISH	33.465
10 M.QUILES	**26.504**	**M.PAWELEC**	**16.565**	**V.PERRONE**	**31.540**	**V.PRATAMA**	**33.544**
11 L.RAMMERSTOR	26.571	L.PHOMMARA	16.568	L.RAMMERSTOR	31.623	L.ZANNI	33.553
12 G.PUGLIESE	**26.590**	**A.CARPE**	**16.585**	**M.PAWELEC**	**31.691**	**L.RAMMERSTOR**	**33.612**
13 L.ZANNI	26.620	G.PUGLIESE	16.611	L.ZANNI	31.742	C.THOMPSON	33.633
14 G.PLANQUES	**26.639**	**L.ZANNI**	**16.613**	**L.PHOMMARA**	**31.748**	**G.PUGLIESE**	**33.735**
15 M.PAWELEC	26.660	R.SALMELA	16.617	C.THOMPSON	31.766	D.BOGGIO	33.849
16 C.THOMPSON	**26.696**	**G.PLANQUES**	**16.636**	**G.PLANQUES**	**31.816**	**L.PHOMMARA**	**33.889**
17 D.BOGGIO	26.698	C.THOMPSON	16.680	D.BOGGIO	31.910	G.PLANQUES	33.940
18 L.PHOMMARA	**26.755**	**K.FARKAS**	**16.697**	**G.PUGLIESE**	**31.936**	**R.SESSLER**	**33.970**
19 R.SESSLER	26.811	K.MONONYANE	16.717	R.SESSLER	32.007	M.PAWELEC	33.992
20 K.MONONYANE	**26.923**	**D.BOGGIO**	**16.753**	**K.MONONYANE**	**32.133**	**S.MOUNSEY**	**34.095**
21 K.FARKAS	26.942	S.MOUNSEY	16.821	S.MOUNSEY	32.255	K.FARKAS	34.108
22 S.MOUNSEY	**26.943**	**R.SESSLER**	**16.857**	**J.PHUETTISAN**	**32.331**	**J.PONS**	**34.148**
23 J.PONS	26.971	J.PONS	16.870	K.FARKAS	32.402	K.MONONYANE	34.201
24 J.PHUETTISAN	**27.017**	**J.PHUETTISAN**	**16.898**	**J.PONS**	**32.478**	**J.PHUETTISAN**	**34.209**

Pos	Rider	IT	BT	
1	**B.URIARTE**	1'47.546	1'47.768	(2)
2	**M.QUILES**	1'47.605	1'47.752	(1)
3	**M.MORELLI**	1'47.679	1'47.959	(5)
4	**H.DANISH**	1'47.707	1'47.799	(3)
5	**V.PRATAMA**	1'47.745	1'47.955	(4)
6	**R.MOODLEY**	1'47.757	1'48.019	(7)
7	**V.PERRONE**	1'47.892	1'48.242	(10)
8	**A.CARPE**	1'47.910	1'47.998	(6)
9	**R.SALMELA**	1'47.914	1'48.188	(9)
10	**K.DANIEL**	1'47.965	1'48.137	(8)
11	**L.RAMMERST**	1'48.363	1'48.547	(11)
12	**L.ZANNI**	1'48.528	1'48.671	(12)
13	**C.THOMPSON**	1'48.775	1'48.882	(13)
14	**G.PUGLIESE**	1'48.872	1'49.093	(14)
15	**M.PAWELEC**	1'48.908	1'50.292	(20)
16	**L.PHOMMARA**	1'48.960	1'49.217	(15)
17	**G.PLANQUES**	1'49.031	1'49.571	(16)
18	**D.BOGGIO**	1'49.210	1'49.621	(17)
19	**R.SESSLER**	1'49.645	1'49.645	(18)
20	**K.MONONYAN**	1'49.974	1'50.314	(21)
21	**S.MOUNSEY**	1'50.114	1'50.239	(19)
22	**K.FARKAS**	1'50.149	1'50.397	(22)
23	**J.PHUETTISAN**	1'50.455	1'50.983	(24)
24	**J.PONS**	1'50.467	1'50.497	(23)

DORNA DATA PROCESSING .TIMING SERVICE DORNA DATA PROCESSING TIMING SERVICE DORNA DATA PROCESSING TIMING SERVICE DORNA DATA PROCESSING TIMING SERVICE DORNA DATA PROCESSING TIMING SERVICE DORNA DATA PROCESSING TIMING SERVICE DORNA DATA PROCESSING TIMING SERVICE DORNA DATA PROCESSING TIMING SERVICE DORNA DATA PROCCEESSS

uito de Jerez - Ángel N

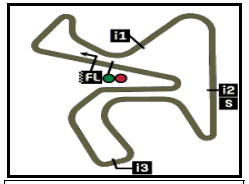

4423 m.

Results and timing service provided by TISSOT

RookiesCup

GRAN PREMIO ESTRELLA GALICIA 0,0 DE ESPAÑA

Qualifying

Best Partial Times

IT *Ideal Lap Time, sum of the best partial times* ***BT*** *Best Lap Time*

T1			T2		T3		T4						
Pos	***Rider***	***Time***	***Rider***	***Time***	***Rider***	***Time***	***Rider***	***Time***	***Pos***	***Rider***	***IT***	***BT***	
25	E.BELFORD	27.295	E.BELFORD	17.065	E.BELFORD	32.527	E.BELFORD	34.379	25	**E.BELFORD**	1'51.266	1'51.733	(25)

DORNA DATA PROCESSING .TIMING SERVICE DORNA DATA PROCESSING TIMING SERVICE DORNA DATA PROCESSING TIMING SERVICE DORNA DATA PROCESSING TIMING SERVICE DORNA DATA PROCESSING TIMING SERVICE DORNA DATA PROCESSING TIMING SERVICE DORNA DATA PROCESSING TIMING SERVICE DORNA DATA PROCESSING TIMING SERVICE DORNA DATA PROCCEESSS

uito de Jerez - Ángel N

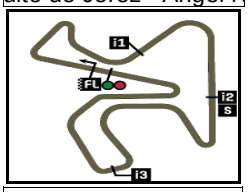

4423 m.

Results and timing service provided by TISSOT

RookiesCup

GRAN PREMIO ESTRELLA GALICIA 0,0 DE ESPAÑA

Qualifying

Fastest Laps Sequence

Practice Time		Rider	Nation	Motorcycle	Time	Km/h	Rider's Lap
3'55.575	5	**Leo RAMMERSTORFER**	AUT	KTM	**1'50.234**	144.4	2
3'56.121	70	**Kristian DANIEL**	USA	KTM	**1'49.311**	145.6	2
3'56.591	54	**Veda PRATAMA**	INA	KTM	**1'49.044**	146.0	2
4'06.300	28	**Máximo QUILES**	SPA	KTM	**1'48.710**	146.4	2
5'49.070	73	**Valentin PERRONE**	ARG	KTM	**1'48.695**	146.4	3
5'51.130	11	**Ruché MOODLEY**	RSA	KTM	**1'48.360**	146.9	3
5'54.472	28	**Máximo QUILES**	SPA	KTM	**1'48.172**	147.1	3
7'39.070	13	**Hakim DANISH**	MAL	KTM	**1'48.158**	147.2	4
7'39.149	11	**Ruché MOODLEY**	RSA	KTM	**1'48.019**	147.4	4
9'55.101	51	**Brian URIARTE**	SPA	KTM	**1'47.768**	147.7	5
20'31.729	28	**Máximo QUILES**	SPA	KTM	**1'47.752**	147.7	11

DORNA DATA PROCESSING ,TIMING SERVICE DORNA DATA PROCESSING TIMING SERVICE DORNA DATA PROCESSING TIMING SERVICE DORNA DATA PROCESSING TIMING SERVICE DORNA DATA PROCESSING TIMING SERVICE DORNA DATA PROCESSING
TIMING SERVICE DORNA DATA PROCESSING TIMING SERVICE DORNA DATA PROCESSING TIMING SERVICE DORNA DATA PROCCESSS

Jerez de la Frontera, Friday, April 26, 2024

uito de Jerez - Ángel N

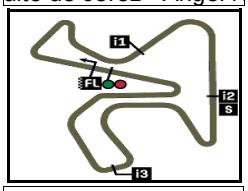

4423 m.

Results and timing service provided by TISSOT

RookiesCup

GRAN PREMIO ESTRELLA GALICIA 0,0 DE ESPAÑA

Qualifying

Chronological Analysis of Performances

** Lap / Sector time cancelled*
P Crossing the finish line in pit lane
T1 Time from finish line to 1st intermediate
T2 Time from 1st intermed. to 2nd intermed.
T3 Time from 2nd intermed. to 3rd intermed.
T4 Time from 3rd intermediate to finish line

1st 28 Máximo QUILES — Red Bull Rookies - Sp SPA

Runs=1 Total laps=11 Full laps=10 Valid laps=10

Lap	Lap Time	T1	T2	T3	T4	Speed
1	2'17.590	30.571	17.200	32.293	33.864	192.8
2	**1'48.710**	26.660	16.720	31.848	33.482	196.0
3	**1'48.172**	26.575	16.623	31.665	33.309	196.7
4	**1'48.726**	26.542	16.677	31.962	33.545	196.7
5	**1'48.863**	26.547	16.745	31.562	34.009	196.0
6	**1'48.254**	26.607	16.617	31.482	33.548	196.3
7	**1'47.979**	26.536	16.622	31.648	33.173	194.9
8	**1'48.297**	26.504	16.641	31.638	33.514	194.2
9	**1'54.592**	26.637	16.711	31.690	39.554	193.8
10	**1'52.794**	27.083	16.736	33.091	35.884	196.7
11	**1'47.752**	26.522	16.542	31.386	33.302	199.2

2nd 51 Brian URIARTE — Red Bull Rookies - Sp SPA

Runs=2 Total laps=10 Full laps=7 Valid laps=7

Lap	Lap Time	T1	T2	T3	T4	Speed
1	2'41.587	30.992	17.310	34.519	36.834	191.4
2	**1'49.300**	26.877	16.707	31.903	33.813	196.3
3	**1'48.226**	26.546	16.598	31.588	33.494	197.4
4	**1'48.220**	26.500	16.625	31.423	33.672	197.4
5	**1'47.768**	26.397	16.648	31.356	33.367	195.2
6	**1'47.817**	26.379	16.444	31.547	33.447	198.1
7	1'46.875 P	29.286	17.276	32.281	28.032	190.8
8	1'52.894	29.373	17.135	32.493	33.893	185.8
9	**1'48.810**	26.727	16.723	31.760	33.600	193.5
10	**1'48.324**	26.508	16.680	31.688	33.448	194.9

3rd 13 Hakim DANISH — Red Bull Rookies - Ma MAL

Runs=1 Total laps=11 Full laps=10 Valid laps=9

Lap	Lap Time	T1	T2	T3	T4	Speed
1	2'12.860	31.495	17.595	33.387	34.330	187.8
2	**1'49.078**	26.814	16.729	31.762	33.773	197.8
3	**1'48.974**	26.724	16.686	31.818	33.746	195.2
4	**1'48.158**	26.577	16.550	31.513	33.518	195.6
5	**1'48.512**	26.540	16.521	31.696	33.755	196.3
6	**1'51.617**	29.046	17.003	31.881	33.687	193.8
7	**1'49.111**	26.755	16.742	31.899	33.715	192.1
8	**1'51.264**	27.341	16.716	33.019	34.188	192.8
9	**1'47.799**	26.459	16.270	31.605	33.465	203.0
10	1'50.864 *	27.659	17.032	32.253	33.920*	188.4
11	**1'49.131**	26.797	16.790	31.769	33.775	193.8

4th 54 Veda PRATAMA — Red Bull Rookies - Ind INA

Runs=1 Total laps=11 Full laps=10 Valid laps=8

Lap	Lap Time	T1	T2	T3	T4	Speed
1	2'07.547	31.092	17.186	32.489	34.117	195.2
2	**1'49.044**	26.780	16.669	31.840	33.755	200.0
3	**1'49.984**	27.145	17.056	31.955	33.828	192.8
4	**1'49.256**	26.793	16.815	31.868	33.780	194.2
5	**1'58.529**	31.075	16.807	32.434	38.213	198.1
6	**1'48.790**	26.736	16.888	31.521	33.645	195.6
7	1'48.403 *	26.565	16.705	31.533	33.600*	197.0
8	**1'47.955**	26.442	16.521	31.448	33.544	200.0
9	1'48.585 *	26.300	16.453	31.522	34.310*	203.7
10	**1'56.465**	27.690	16.924	36.353	35.498	189.4
11	**1'49.309**	26.811	16.849	31.739	33.910	197.4

5th 95 Marco MORELLI — Red Bull Rookies - Ar ARG

Runs=1 Total laps=11 Full laps=10 Valid laps=10

Lap	Lap Time	T1	T2	T3	T4	Speed
1	2'37.196	31.845	17.359	34.944	36.557	191.4
2	**1'49.027**	26.888	16.875	31.645	33.619	193.8
3	**1'48.459**	26.524	16.830	31.591	33.514	194.9
4	**1'53.258**	28.348	16.919	33.080	34.911	192.1
5	**1'47.959**	26.592	16.502	31.539	33.326	197.8
6	**1'52.241**	26.475	16.621	34.026	35.119	196.3
7	**1'51.609**	26.627	16.775	32.915	35.292	195.2
8	**1'50.513**	26.733	16.745	32.710	34.325	200.7
9	**1'53.296**	28.037	16.976	33.573	34.710	196.0
10	**1'53.874**	26.556	16.862	35.595	34.861	192.8
11	**1'48.016**	26.473	16.599	31.378	33.566	197.8

6th 83 Alvaro CARPE — Red Bull Rookies - Sp SPA

Runs=1 Total laps=11 Full laps=10 Valid laps=10

Lap	Lap Time	T1	T2	T3	T4	Speed
1	2'38.046	29.657	17.429	38.102	38.272	190.8
2	**1'49.004**	27.002	16.729	31.749	33.524	197.8
3	**1'48.424**	26.636	16.658	31.676	33.454	198.1
4	**1'52.352**	26.755	17.140	32.516	35.941	188.1
5	**1'47.998**	26.580	16.585	31.378	33.455	198.5
6	**1'52.922**	26.493	16.692	32.681	37.056	193.8
7	**1'48.891**	26.661	16.632	31.845	33.753	199.6
8	**1'53.010**	26.686	16.949	31.746	37.629	192.8
9	**1'53.998**	26.969	17.397	33.186	36.446	182.7
10	**1'54.480**	26.496	17.236	32.640	38.108	194.9
11	**1'50.027**	26.595	16.805	31.586	35.041	199.2

7th 11 Ruché MOODLEY — Red Bull Rookies - So RSA

Runs=1 Total laps=11 Full laps=10 Valid laps=10

Lap	Lap Time	T1	T2	T3	T4	Speed
1	2'13.368	31.257	17.608	33.645	34.495	192.5
2	**1'49.402**	26.852	16.725	32.047	33.778	198.1
3	**1'48.360**	26.742	16.582	31.569	33.467	199.2
4	**1'48.019**	26.515	16.374	31.743	33.387	201.4
5	**1'53.530**	26.606	16.451	33.464	37.009	201.8
6	**1'48.301**	26.624	16.524	31.756	33.397	198.8
7	**1'48.254**	26.613	16.569	31.656	33.416	196.7

Fastest Lap: Máximo QUILES — Red Bull Rookies - Sp SPA — **1'47.752** — 26.522 — 16.542 — 31.386 — 33.302

DORNA DATA PROCESSING ,TIMING SERVICE DORNA DATA PROCESSING TIMING SERVICE DORNA DATA PROCESSING TIMING SERVICE DORNA DATA PROCESSING TIMING SERVICE DORNA DATA PROCESSING TIMING SERVICE DORNA DATA PROCESSING TIMING SERVICE DORNA DATA PROCESSING TIMING SERVICE DORNA DATA PROCCEESSS

Jerez de la Frontera, Friday, April 26, 2024

Lap	Lap Time	T1	T2	T3	T4	Speed
8	1'48.049	26.499	16.617	31.497	33.436	199.6
9	1'54.075	26.621	16.574	31.532	39.348	197.0
10	1'50.735	27.054	16.681	33.436	33.564	197.4
11	1'49.521	26.673	16.888	31.929	34.031	194.5

8th 70 Kristian DANIEL — Red Bull Rookies - Uni USA

Runs=1 Total laps=11 Full laps=10 Valid laps=9

1	2'06.810	32.526	17.422	32.710	34.048	192.5
2	1'49.311	26.906	16.765	32.080	33.560	196.0
3	1'53.291	27.552	17.463	33.132	35.144	176.7
4	1'48.420 *	26.673	16.580	31.668	33.499*	196.0
5	1'55.191	26.671	16.830	34.621	37.069	191.4
6	1'48.694	26.670	16.679	31.808	33.537	196.3
7	1'48.951	26.835	16.780	31.780	33.556	197.4
8	1'48.385	26.555	16.538	31.706	33.586	199.2
9	1'48.807	26.483	16.654	32.056	33.614	196.3
10	1'56.106	27.367	17.125	36.363	35.251	185.2
11	1'48.137	26.655	16.512	31.527	33.443	196.7

9th 27 Rico SALMELA — Red Bull Rookies - Fin FIN

Runs=2 Total laps=11 Full laps=9 Valid laps=8

1	1'58.816 P	31.303	17.202	32.419	28.068	192.8
2	1'55.175	31.334	16.722	32.150	34.969	198.1
3	1'55.492	26.580	16.671	32.889	39.352	198.5
4	1'48.912	26.641	16.625	31.834	33.812	197.4
5	1'48.825 *	26.554	16.903	31.591	33.777*	193.2
6	1'48.360	26.622	16.734	31.621	33.383	195.2
7	1'48.285	26.517	16.750	31.540	33.478	193.5
8	1'48.380	26.539	16.695	31.643	33.503	195.6
9	1'48.202	26.485	16.617	31.588	33.512	196.7
10	1'48.209	26.388	16.834	31.561	33.426	195.2
11	1'48.188	26.574	16.681	31.564	33.369	197.0

10th 73 Valentin PERRONE — Red Bull Rookies - Ar ARG

Runs=1 Total laps=11 Full laps=10 Valid laps=10

1	2'11.288	32.286	17.033	32.223	34.052	194.2
2	1'49.087	26.754	16.812	31.917	33.604	197.0
3	1'48.695	26.598	16.715	31.540	33.842	197.8
4	1'48.380	26.525	16.539	31.748	33.568	199.2
5	1'55.819	26.671	17.051	35.448	36.649	193.5
6	1'48.650	26.548	16.698	31.789	33.615	199.6
7	1'48.242	26.572	16.731	31.606	33.333	198.1
8	1'48.398	26.515	16.685	31.565	33.633	198.5
9	1'48.795	26.480	16.747	31.639	33.929	197.8
10	1'55.675	29.070	16.905	33.070	36.630	193.2
11	1'48.908	26.788	16.826	31.850	33.444	197.0

11th 5 Leo RAMMERSTOR — Red Bull Rookies - Au AUT

Runs=1 Total laps=11 Full laps=10 Valid laps=10

1	2'05.341 *	31.429	17.315	32.377	34.458*	193.2
2	1'50.234	26.921	16.931	32.190	34.192	192.5
3	1'54.054	28.871	17.457	32.564	35.162	187.8
4	1'49.540	27.041	16.833	31.752	33.914	197.8
5	1'48.870	26.827	16.717	31.714	33.612	196.0
6	1'52.475	27.683	17.885	32.964	33.943	177.3
7	1'49.784	26.867	16.954	32.198	33.765	191.1

Lap	Lap Time	T1	T2	T3	T4	Speed
8	1'48.547	26.680	16.557	31.623	33.687	198.8
9	1'49.328	26.571	16.812	32.264	33.681	194.9
10	1'55.420	27.259	17.050	34.262	36.849	181.2
11	1'49.544	26.766	16.803	32.072	33.903	195.2

12th 57 Leonardo Alessandr — Red Bull Rookies - Ital ITA

Runs=1 Total laps=11 Full laps=10 Valid laps=10

1	2'37.450	29.213	17.073	37.223	38.288	194.5
2	1'49.669	27.081	16.839	31.907	33.842	196.0
3	1'48.671	26.622	16.650	31.846	33.553	201.1
4	1'51.847	26.732	16.849	32.380	35.886	191.8
5	1'48.760	26.645	16.786	31.742	33.587	193.5
6	1'51.786	26.620	16.738	32.459	35.969	195.2
7	1'50.052	26.783	16.626	32.595	34.048	197.4
8	1'49.162	26.827	16.885	31.807	33.643	193.8
9	1'57.628	27.601	17.408	36.934	35.685	185.5
10	1'53.481	26.680	16.788	32.725	37.288	194.9
11	1'49.284	26.662	16.613	31.923	34.086	201.4

13th 50 Carter THOMPSON — Red Bull Rookies - Au AUS

Runs=1 Total laps=11 Full laps=10 Valid laps=10

1	2'18.529	34.147	18.285	32.862	34.096	186.5
2	1'50.217	27.049	16.769	32.202	34.197	195.2
3	1'57.144	28.462	17.278	36.589	34.815	190.4
4	1'54.337	27.889	17.576	34.219	34.653	187.1
5	1'49.023	26.791	16.680	31.766	33.786	197.8
6	1'48.882	26.712	16.690	31.847	33.633	196.0
7	1'50.476	26.696	16.842	32.620	34.318	193.5
8	1'51.542	26.976	16.907	33.411	34.248	193.5
9	1'51.030	26.841	17.154	32.683	34.352	191.4
10	1'53.030	27.298	17.073	34.279	34.380	192.8
11	1'50.319	26.970	17.043	32.134	34.172	192.8

14th 31 Giulio PUGLIESE — Red Bull Rookies - Ital ITA

Runs=1 Total laps=11 Full laps=10 Valid laps=9

1	2'24.050	32.312	17.340	33.471	34.569	193.5
2	1'50.015	26.992	16.918	32.107	33.998	198.1
3	1'49.774	26.881	16.703	32.163	34.027	200.0
4	1'56.432	31.726	17.333	33.550	33.823	184.9
5	1'49.093	26.590	16.742	32.026	33.735	194.9
6	1'49.149	26.698	16.641	31.936	33.874	196.0
7	1'49.675	26.756	16.679	32.115	34.125	196.7
8	1'53.156	27.839	16.906	34.045	34.366	195.6
9	1'49.079 *	26.668	16.689	31.973	33.749*	197.0
10	2'07.962	30.120	17.999	36.275	43.568	191.4
11	1'49.703	26.657	16.611	32.206	34.229	200.3

15th 48 Lenoxx PHOMMAR — Red Bull Rookies - Sw SWI

Runs=1 Total laps=11 Full laps=10 Valid laps=9

1	2'05.751	30.275	17.206	32.688	34.426	195.6
2	1'50.307	27.132	16.872	32.220	34.083	193.8
3	1'51.788	27.823	17.184	32.461	34.320	190.1
4	1'50.502 *	27.121	17.114	32.355	33.912*	189.1
5	1'49.502	26.755	16.793	32.065	33.889	194.2
6	1'52.471	26.957	17.106	34.329	34.079	181.2
7	1'50.316	26.992	16.950	32.016	34.358	194.5

Fastest Lap:	Máximo QUILES	Red Bull Rookies - Sp	SPA	1'47.752	26.522	16.542	31.386	33.302

DORNA DATA PROCESSING ,TIMING SERVICE DORNA DATA PROCESSING TIMING SERVICE DORNA DATA PROCESSING TIMING SERVICE DORNA DATA PROCESSING TIMING SERVICE DORNA DATA PROCESSING TIMING SERVICE DORNA DATA PROCESSING TIMING SERVICE DORNA DATA PROCESSING TIMING SERVICE DORNA DATA PROCCEESSS

Lap	Lap Time	T1	T2	T3	T4	Speed
8	1'49.217	26.835	16.568	31.748	34.066	198.5
9	1'50.033	26.766	16.738	31.989	34.540	196.3
10	1'54.658	27.098	16.775	34.530	36.255	193.5
11	1'49.537	26.838	16.790	31.941	33.968	196.0

16th 24 Guillem PLANQUES
Red Bull Rookies - Fra FRA
Runs=1 Total laps=11 Full laps=10 Valid laps=9

1	2'18.372	37.795	17.219	32.500	34.191	192.5
2	1'57.688	27.035	17.121	35.857	37.675	189.8
3	1'49.705	26.756	16.636	31.974	34.339	196.7
4	1'54.918	27.914	18.058	35.006	33.940	177.3
5	1'49.571	26.660	17.043	31.816	34.052	197.0
6	1'53.240	26.872	17.088	32.789	36.491	191.4
7	1'54.987	27.830	18.053	32.714	36.390	174.1
8	1'52.012	26.806	16.797	31.970	36.439	196.7
9	1'53.482	27.490	17.227	33.154	35.611	191.4
10	1'53.795 *	27.122	17.475	33.083	36.115*	190.4
11	1'52.245	26.639	16.855	32.222	36.529	195.6

17th 47 Dodo BOGGIO
Red Bull Rookies - Ital ITA
Runs=1 Total laps=11 Full laps=10 Valid laps=10

1	2'21.381	33.377	17.430	33.430	35.420	193.5
2	1'51.959	27.519	17.173	32.459	34.808	191.8
3	1'50.702	27.167	17.163	32.373	33.999	192.5
4	1'56.487	30.943	18.010	33.624	33.910	174.4
5	1'49.621	26.698	17.038	32.036	33.849	194.5
6	1'53.077	26.877	17.014	32.947	36.239	190.4
7	1'54.894	28.675	17.587	32.407	36.225	182.4
8	1'49.733	27.009	16.895	31.930	33.899	193.8
9	1'56.146	27.757	17.562	34.635	36.192	183.9
10	1'54.138	26.990	17.542	32.927	36.679	187.1
11	1'49.755	26.778	16.753	31.910	34.314	199.2

18th 7 Rocco SESSLER
Red Bull Rookies - Ge GER
Runs=2 Total laps=10 Full laps=7 Valid laps=5

1	2'38.433	33.601	17.400	36.468	40.194	190.1
2	1'51.173	27.348	17.032	32.398	34.395	195.2
3	1'50.557	27.051	16.890	32.512	34.104	194.2
4	1'50.732 *	27.050	16.919	32.397	34.366*	193.8
5	1'50.502	26.998	17.079	32.251	34.174	191.4
6	1'44.726 P	26.831	17.135	32.753	28.007	187.1
7	2'01.760	29.486	17.427	34.283	40.564	175.0
8	1'51.110	27.892	17.038	32.105	34.075	193.5
9	1'49.645	26.811	16.857	32.007	33.970	191.8
10	1'50.148 *	26.993	16.922	32.011	34.222*	192.5

19th 4 Sullivan MOUNSEY
Red Bull Rookies - Gr GBR
Runs=1 Total laps=11 Full laps=10 Valid laps=9

1	2'06.019	31.892	17.390	33.016	34.571	194.5
2	1'52.013	27.809	16.937	32.636	34.631	196.3
3	1'51.404 *	27.360	16.945	32.441	34.658*	194.9
4	1'50.696	27.179	16.821	32.432	34.264	196.0
5	1'51.257	27.193	16.973	32.460	34.631	196.7
6	1'50.582	27.234	16.877	32.255	34.216	196.0
7	1'50.832	27.069	16.855	32.482	34.426	196.7
8	1'52.911	27.248	16.979	32.638	36.046	193.8
9	1'55.309	27.163	17.301	35.040	35.805	185.2
10	1'52.306	27.303	17.190	32.707	35.106	195.2
11	1'50.239	26.943	16.941	32.260	34.095	197.8

20th 44 Milan PAWELEC
Red Bull Rookies - Pol POL
Runs=1 Total laps=3 Full laps=2 Valid laps=2

1	2'38.363	33.513	17.173	34.748	37.504	190.4
2	1'50.470	27.356	16.940	32.182	33.992	194.2
3	1'50.292	26.743	17.036	32.270	34.243	191.4
	unfinished	26.660	16.565	31.691		196.7

21st 45 Kgopotso MONONY
Red Bull Rookies - So RSA
Runs=1 Total laps=11 Full laps=10 Valid laps=10

1	2'22.493	34.885	17.882	34.462	35.091	190.1
2	1'51.680	27.560	16.922	32.715	34.483	195.2
3	1'51.550	27.371	16.817	32.425	34.937	194.9
4	1'56.743	27.428	17.776	37.076	34.463	174.7
5	1'50.683	27.091	17.097	32.233	34.262	193.2
6	1'51.584	27.158	17.032	32.911	34.483	189.4
7	1'54.134	27.289	17.949	33.150	35.746	170.8
8	1'51.392	27.044	16.717	32.198	35.433	196.7
9	1'55.494	27.327	17.419	32.803	37.945	187.8
10	1'50.742	26.923	16.784	32.367	34.668	194.9
11	1'50.314	27.050	16.930	32.133	34.201	192.1

22nd 56 Kevin FARKAS
Red Bull Rookies - Hu HUN
Runs=1 Total laps=11 Full laps=10 Valid laps=10

1	2'21.699	37.667	17.451	33.724	34.921	197.8
2	1'52.116	27.649	16.900	32.917	34.650	196.0
3	1'57.796	28.180	16.902	32.788	39.926	197.0
4	1'51.277	27.293	17.023	32.656	34.305	194.5
5	1'50.642	27.236	16.819	32.479	34.108	199.2
6	1'54.942	27.105	17.032	34.740	36.065	192.8
7	1'50.868	27.160	16.731	32.646	34.331	199.2
8	1'50.397	27.076	16.728	32.402	34.191	198.8
9	1'54.869	28.383	17.303	33.674	35.509	189.1
10	1'53.327	27.400	16.798	33.216	35.913	196.0
11	1'50.914	26.942	16.697	32.419	34.856	198.1

23rd 16 Joel PONS
Red Bull Rookies - Sp SPA
Runs=1 Total laps=11 Full laps=10 Valid laps=10

1	2'21.326	36.594	17.838	33.699	35.458	192.5
2	1'52.345	27.717	17.041	32.878	34.709	194.9
3	1'51.882	27.234	16.927	32.828	34.893	197.8
4	1'56.602	28.742	17.677	35.192	34.991	189.1
5	1'51.302	27.255	17.296	32.492	34.259	193.2
6	1'50.497	26.996	16.870	32.483	34.148	193.2
7	1'54.067	27.556	17.596	33.753	35.162	182.7
8	1'50.936	27.034	16.985	32.478	34.439	193.2
9	1'51.034	26.971	16.939	32.551	34.573	195.6
10	1'53.450	27.216	17.212	34.273	34.749	185.5
11	1'51.664	27.130	17.090	32.679	34.765	191.8

24th 20 Jakkreephat PHUET
Red Bull Rookies - Th THA
Runs=1 Total laps=4 Full laps=3 Valid laps=3

1	2'11.972	31.345	18.044	33.685	34.488	190.1
2	1'51.363	27.258	17.125	32.771	34.209	196.0

Fastest Lap: Máximo QUILES Red Bull Rookies - Sp SPA **1'47.752** 26.522 16.542 31.386 33.302

DORNA DATA PROCESSING TIMING SERVICE DORNA DATA PROCESSING TIMING SERVICE DORNA DATA PROCESSING TIMING SERVICE DORNA DATA PROCESSING TIMING SERVICE DORNA DATA PROCESSING TIMING SERVICE DORNA DATA PROCESSING TIMING SERVICE DORNA DATA PROCESSING TIMING SERVICE DORNA DATA PROCCEESSS

Lap	Lap Time	T1	T2	T3	T4	Speed	Lap	Lap Time	T1	T2	T3	T4	Speed
3	**1'50.983**	27.017	16.994	32.512	34.460	196.0							
4	**1'51.067**	27.212	16.898	32.331	34.626	196.7							
	PIT	27.115	17.202	33.959	29.597	193.5							

25th 52 Evan BELFORD

Red Bull Rookies - Gr GBR

Runs=2 Total laps=8 Full laps=5 Valid laps=5

1	2'19.543		34.321	18.167	33.355	34.550	191.4
2	**1'51.733**		27.526	17.065	32.763	34.379	193.5
3	1'56.070	P	27.612	17.583	33.496	37.379	184.3
4	2'09.271		40.456	18.605	34.605	35.605	187.1
5	**1'53.273**		28.187	17.507	33.099	34.480	190.1
6	**1'52.698**		27.448	17.115	32.527	35.608	192.5
7	**1'52.244**		27.295	17.380	32.814	34.755	188.4
8	**1'52.051**		27.596	17.251	32.682	34.522	193.2

Fastest Lap:	Máximo QUILES	Red Bull Rookies - Sp	SPA	**1'47.752**	26.522	16.542	31.386	33.302

DORNA DATA PROCESSING ,TIMING SERVICE DORNA DATA PROCESSING TIMING SERVICE DORNA DATA PROCESSING TIMING SERVICE DORNA DATA PROCESSING TIMING SERVICE DORNA DATA PROCESSING TIMING SERVICE DORNA DATA PROCESSING TIMING SERVICE DORNA DATA PROCESSING TIMING SERVICE DORNA DATA PROCCEESSS

uito de Jerez - Ángel N

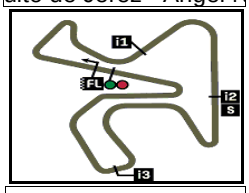

4423 m.

Results and timing service provided by TISSOT

RookiesCup

GRAN PREMIO ESTRELLA GALICIA 0,0 DE ESPAÑA

Official Starting Grid

Race : 14 laps = 61.922 km

1	**1** 1'47.752 **28 Máximo QUILES** KTM	**2** 1'47.768 **51 Brian URIARTE** KTM	**3** 1'47.799 **13 Hakim DANISH** KTM
2	**4** 1'47.955 **54 Veda PRATAMA** KTM	**5** 1'47.959 **95 Marco MORELLI** KTM	**6** 1'47.998 **83 Alvaro CARPE** KTM
3	**7** 1'48.019 **11 Ruché MOODLEY** KTM	**8** 1'48.137 **70 Kristian DANIEL** KTM	**9** 1'48.188 **27 Rico SALMELA** KTM
4	**10** 1'48.242 **73 Valentin PERRONE** KTM	**11** 1'48.547 **5 Leo RAMMERSTORFER** KTM	**12** 1'48.671 **57 Leonardo Alessandro ZANNI** KTM
5	**13** 1'48.882 **50 Carter THOMPSON** KTM	**14** 1'49.093 **31 Giulio PUGLIESE** KTM	**15** 1'49.217 **48 Lenoxx PHOMMARA** KTM
6	**16** 1'49.571 **24 Guillem PLANQUES** KTM	**17** 1'49.621 **47 Dodo BOGGIO** KTM	**18** 1'49.645 **7 Rocco SESSLER** KTM
7	**19** 1'50.239 **4 Sullivan MOUNSEY** KTM	**20** 1'50.292 **44 Milan PAWELEC** KTM	**21** 1'50.314 **45 Kgopotso MONONYANE** KTM
8	**22** 1'50.397 **56 Kevin FARKAS** KTM	**23** 1'50.497 **16 Joel PONS** KTM	**24** 1'50.983 **20 Jakkreephat PHUETTISAN** KTM

The results are provisional until the end of the limit for protest and appeals and until the ratification of the Event Management Committee.

Time limit for protest expires 60' at the latest after publication of the results - . ..... Time: .....

DORNA DATA PROCESSING ,TIMING SERVICE DORNA DATA PROCESSING TIMING SERVICE DORNA DATA PROCESSING TIMING SERVICE DORNA DATA PROCESSING TIMING SERVICE DORNA DATA PROCESSING TIMING SERVICE DORNA DATA PROCESSING TIMING SERVICE DORNA DATA PROCESSING TIMING SERVICE DORNA DATA PROCCEESSS

uito de Jerez - Ángel N

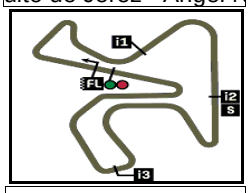

4423 m.

Results and timing service provided by TISSOT

RookiesCup

GRAN PREMIO ESTRELLA GALICIA 0,0 DE ESPAÑA

Official Starting Grid

Race : 14 laps = 61.922 km

9

25
1'51.733
52 Evan BELFORD
KTM

The results are provisional until the end of the limit for protest and appeals and until the ratification of the Event Management Committee.

Time limit for protest expires 60' at the latest after publication of the results - . ..... Time: .....

DORNA DATA PROCESSING ,TIMING SERVICE DORNA DATA PROCESSING TIMING SERVICE DORNA DATA PROCESSING TIMING SERVICE DORNA DATA PROCESSING TIMING SERVICE DORNA DATA PROCESSING TIMING SERVICE DORNA DATA PROCESSING TIMING SERVICE DORNA DATA PROCESSING TIMING SERVICE DORNA DATA PROCESSING TIMING SERVICE DORNA DATA PROCCEESSS