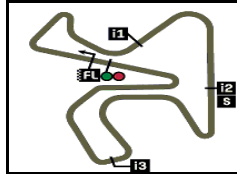


GRAN PREMIO ESTRELLA GALICIA 0,0 DE ESPAÑA

Free Practice Nr. 1

Classification



4423 m.

	Rider	Nation	Team	Motorcycle	Time	Lap	Total	Gap	Top Speed
1	83 Alvaro CARPE	SPA	Red Bull Rookies - Spain	KTM	1'50.058	10	12		195.6
2	27 Rico SALMELA	FIN	Red Bull Rookies - Finland	KTM	1'50.378	14	14	0.320 0.320	197.8
3	13 Hakim DANISH	MAL	Red Bull Rookies - Malaysia	KTM	1'50.460	11	14	0.402 0.082	197.0
4	31 Giulio PUGLIESE	ITA	Red Bull Rookies - Italy	KTM	1'50.460	14	14	0.402	203.3
5	28 Máximo QUILES	SPA	Red Bull Rookies - Spain	KTM	1'50.564	14	14	0.506 0.104	202.2
6	73 Valentin Perrone CANTON	ARG	Red Bull Rookies - Argentina	KTM	1'50.646	13	14	0.588 0.082	198.1
7	95 Marco MORELLI	ARG	Red Bull Rookies - Argentina	KTM	1'50.706	13	13	0.648 0.060	197.4
8	54 Veda PRATAMA	INA	Red Bull Rookies - Indonesia	KTM	1'50.749	13	13	0.691 0.043	196.3
9	70 Kristian DANIEL	USA	Red Bull Rookies - United States	KTM	1'50.815	14	14	0.757 0.066	200.3
10	24 Guillem PLANQUES	FRA	Red Bull Rookies - France	KTM	1'50.854	14	14	0.796 0.039	201.4
11	57 Leonardo Alessandro ZA	ITA	Red Bull Rookies - Italy	KTM	1'50.974	12	14	0.916 0.120	202.2
12	5 Leo RAMMERSTORFER	AUT	Red Bull Rookies - Austria	KTM	1'51.015	14	14	0.957 0.041	196.0
13	51 Brian URIARTE	SPA	Red Bull Rookies - Spain	KTM	1'51.161	12	13	1.103 0.146	194.2
14	11 Ruché MOODLEY	RSA	Red Bull Rookies - South Africa	KTM	1'51.192	12	12	1.134 0.031	199.2
15	50 Carter THOMPSON	AUS	Red Bull Rookies - Australia	KTM	1'51.192	11	14	1.134	200.0
16	45 Kgopotso MONONYANE	RSA	Red Bull Rookies - South Africa	KTM	1'51.282	9	14	1.224 0.090	200.7
17	48 Lenox PHOMMARA	SWI	Red Bull Rookies - Switzerland	KTM	1'51.379	9	14	1.321 0.097	202.6
18	7 Rocco SESSLER	GER	Red Bull Rookies - Germany	KTM	1'51.505	9	14	1.447 0.126	199.6
19	56 Kevin FARKAS	HUN	Red Bull Rookies - Hungary	KTM	1'51.529	13	14	1.471 0.024	205.3
20	44 Milan PAWELEC	POL	Red Bull Rookies - Poland	KTM	1'51.651	11	14	1.593 0.122	200.0
21	47 Dodo BOGGIO	ITA	Red Bull Rookies - Italy	KTM	1'51.957	9	12	1.899 0.306	200.3
22	16 Joel PONS	SPA	Red Bull Rookies - Spain	KTM	1'52.344	12	12	2.286 0.387	194.9
23	52 Evan BELFORD	GBR	Red Bull Rookies - Great Britain	KTM	1'52.736	7	13	2.678 0.392	196.3
24	20 Jakkreephat PHUETTISAN	THA	Red Bull Rookies - Thailand	KTM	1'54.377	4	4	4.319 1.641	197.8
25	4 Sullivan MOUNSEY	GBR	Red Bull Rookies - Great Britain	KTM	1'55.096	2	5	5.038 0.719	192.8

Practice condition: Dry

Air: 18°

Humidity: 53%

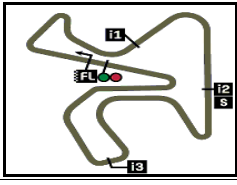
Ground: 36°

Fastest Lap:	Lap: 10	Alvaro CARPE	1'50.058	144.6 Km/h
Best Race Lap:	2021	Diogo MOREIRA	1'48.701	146.4 Km/h
All Time Lap Record:	2021	Diogo MOREIRA	1'48.701	146.4 Km/h

The results are provisional until the end of the limit for protest and appeals.

Time limit for protest expires 60' after publication of the results - Time:

DORNA DATA PROCESSING TIMING SERVICE DORNA DATA PROCESSING TIMING SERVICE DORNA DATA PROCESSING TIMING SERVICE DORNA DATA PROCESSING TIMING SERVICE DORNA DATA PROCESSING TIMING SERVICE DORNA DATA PROCESSING TIMING SERVICE DORNA DATA PROCESSING TIMING SERVICE DORNA DATA PROCESSING TIMING SERVICE DORNA DATA PROCESSING TIMING SERVICE DORNA DATA PROCCESSS

4423 m.

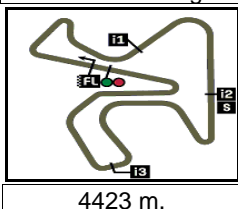
GRAN PREMIO ESTRELLA GALICIA 0,0 DE ESPAÑA

Free Practice Nr. 1

Top Speed & Average



Rider	Nation	Motorcycle	Top 5 speeds					Average	Top
56 Kevin FARKAS	HUN	KTM	205.3	203.7	201.4	201.4	200.3	202.4	205.3
31 Giulio PUGLIESE	ITA	KTM	203.3	203.3	201.1	200.3	200.3	201.7	203.3
48 Lenox PHOMMARA	SWI	KTM	202.6	201.1	200.0	197.4	197.0	199.2	202.6
28 Máximo QUILES	SPA	KTM	202.2	200.3	200.3	199.2	199.2	200.2	202.2
57 Leonardo Alessandro ZANNI	ITA	KTM	202.2	198.1	197.4	197.4	197.0	198.0	202.2
24 Guillem PLANQUES	FRA	KTM	201.4	200.0	199.6	199.6	199.6	200.0	201.4
45 Kgotso MONONYANE	RSA	KTM	200.7	198.1	197.8	197.4	197.0	198.2	200.7
47 Dodo BOGGIO	ITA	KTM	200.3	199.6	196.7	195.2	195.2	197.0	200.3
70 Kristian DANIEL	USA	KTM	200.3	200.0	199.2	198.8	198.5	199.4	200.3
44 Milan PAWELEC	POL	KTM	200.0	198.5	197.8	197.0	197.0	198.1	200.0
50 Carter THOMPSON	AUS	KTM	200.0	199.2	198.8	198.8	198.8	199.1	200.0
7 Rocco SESSLER	GER	KTM	199.6	197.4	197.0	196.7	196.7	197.5	199.6
11 Ruché MOODLEY	RSA	KTM	199.2	197.8	197.0	196.3	196.0	197.1	199.2
73 Valentin Perrone CANTON	ARG	KTM	198.1	197.8	197.0	196.7	196.0	196.5	198.1
20 Jakkreephat PHUETTISAN	THA	KTM	197.8	196.3	195.6	193.5		195.8	197.8
27 Rico SALMELA	FIN	KTM	197.8	197.8	197.8	197.4	197.0	197.6	197.8
95 Marco MORELLI	ARG	KTM	197.4	196.0	195.6	195.2	195.2	195.9	197.4
13 Hakim DANISH	MAL	KTM	197.0	196.7	195.6	195.2	195.2	195.8	197.0
52 Evan BELFORD	GBR	KTM	196.3	196.0	195.6	194.9	194.5	195.5	196.3
54 Veda PRATAMA	INA	KTM	196.3	196.0	195.6	195.6	195.6	195.8	196.3
5 Leo RAMMERSTORFER	AUT	KTM	196.0	195.2	195.2	195.2	194.5	195.1	196.0
83 Alvaro CARPE	SPA	KTM	195.6	195.6	195.6	195.2	194.5	195.3	195.6
16 Joel PONS	SPA	KTM	194.9	194.9	193.5	193.2	193.2	193.9	194.9
51 Brian URIARTE	SPA	KTM	194.2	193.8	193.5	192.8	192.8	193.4	194.2
4 Sullivan MOUNSEY	GBR	KTM	192.8	191.8	190.1	189.4		191.0	192.8

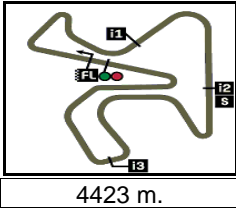

GRAN PREMIO ESTRELLA GALICIA 0,0 DE ESPAÑA

Free Practice Nr. 1

Best Partial Times
RookiesCup
IT Ideal Lap Time, sum of the best partial times

BT Best Lap Time

<i>T1</i>		<i>T2</i>		<i>T3</i>		<i>T4</i>		<i>Pos</i>	<i>Rider</i>	<i>IT</i>	<i>BT</i>	
<i>Pos</i>	<i>Rider</i>	<i>Time</i>	<i>Rider</i>	<i>Time</i>	<i>Rider</i>	<i>Time</i>	<i>Rider</i>					<i>Time</i>
1A	CARPE	27.029	K.DANIEL	16.659	A.CARPE	32.080	R.SALMELA	33.974	1	A.CARPE	1'50.058	1'50.058 (1)
2R	SALMELA	27.052	K.MONONYANE	16.664	M.MORELLI	32.309	V.CANTON	34.036	2	R.SALMELA	1'50.169	1'50.378 (2)
3M	MORELLI	27.068	M.QUILES	16.693	M.QUILES	32.319	A.CARPE	34.051	3	M.QUILES	1'50.322	1'50.564 (5)
4H	DANISH	27.104	L.ZANNI	16.713	H.DANISH	32.320	G.PUGLIESE	34.085	4	G.PUGLIESE	1'50.414	1'50.460 (4)
5M	QUILES	27.126	G.PLANQUES	16.732	R.SALMELA	32.327	R.MOODLEY	34.122	5	H.DANISH	1'50.424	1'50.460 (3)
6L	RAMMERSTOR	27.138	K.FARKAS	16.746	V.PRATAMA	32.379	H.DANISH	34.138	6	V.CANTON	1'50.554	1'50.646 (6)
7G	PUGLIESE	27.141	G.PUGLIESE	16.759	V.CANTON	32.415	V.PRATAMA	34.162	7	G.PLANQUES	1'50.622	1'50.854 (10)
8G	PLANQUES	27.149	L.PHOMMARA	16.760	G.PUGLIESE	32.429	M.PAWELEC	34.172	8	L.ZANNI	1'50.636	1'50.974 (11)
9L	ZANNI	27.153	C.THOMPSON	16.813	L.RAMMERSTOR	32.460	G.PLANQUES	34.180	9	M.MORELLI	1'50.640	1'50.706 (7)
10K	MONONYANE	27.160	R.SALMELA	16.816	R.MOODLEY	32.475	M.QUILES	34.184	10	R.MOODLEY	1'50.700	1'51.192 (14)
11V	PRATAMA	27.172	R.SESSLER	16.840	L.ZANNI	32.480	C.THOMPSON	34.201	11	K.DANIEL	1'50.722	1'50.815 (9)
12R	MOODLEY	27.179	L.RAMMERSTOR	16.850	K.DANIEL	32.543	M.MORELLI	34.216	12	V.PRATAMA	1'50.747	1'50.749 (8)
13K	DANIEL	27.187	H.DANISH	16.862	G.PLANQUES	32.561	L.PHOMMARA	34.236	13	L.RAMMERST	1'50.813	1'51.015 (12)
14V	CANTON	27.191	A.CARPE	16.898	B.URIARTE	32.586	L.ZANNI	34.290	14	L.PHOMMARA	1'51.041	1'51.379 (17)
15B	URIARTE	27.220	M.PAWELEC	16.902	L.PHOMMARA	32.630	B.URIARTE	34.295	15	K.MONONYAN	1'51.052	1'51.282 (16)
16D	BOGGIO	27.274	V.CANTON	16.912	R.SESSLER	32.645	K.FARKAS	34.326	16	C.THOMPSON	1'51.056	1'51.192 (15)
17C	THOMPSON	27.306	R.MOODLEY	16.924	K.MONONYANE	32.727	K.DANIEL	34.333	17	B.URIARTE	1'51.096	1'51.161 (13)
18K	FARKAS	27.309	D.BOGGIO	16.976	C.THOMPSON	32.736	L.RAMMERSTOR	34.365	18	K.FARKAS	1'51.142	1'51.529 (19)
19R	SESSLER	27.312	B.URIARTE	16.995	K.FARKAS	32.761	D.BOGGIO	34.453	19	R.SESSLER	1'51.251	1'51.505 (18)
20M	PAWELEC	27.356	J.PONS	17.002	J.PONS	32.802	R.SESSLER	34.454	20	M.PAWELEC	1'51.327	1'51.651 (20)
21L	PHOMMARA	27.415	V.PRATAMA	17.034	M.PAWELEC	32.897	K.MONONYANE	34.501	21	D.BOGGIO	1'51.619	1'51.957 (21)
22E	BELFORD	27.570	M.MORELLI	17.047	D.BOGGIO	32.916	E.BELFORD	34.658	22	J.PONS	1'52.153	1'52.344 (22)
23J	PONS	27.630	E.BELFORD	17.051	E.BELFORD	33.013	J.PONS	34.719	23	E.BELFORD	1'52.292	1'52.736 (23)
24J	PHUETTISAN	27.907	J.PHUETTISAN	17.239	J.PHUETTISAN	33.142	J.PHUETTISAN	34.784	24	J.PHUETTISAN	1'53.072	1'54.377 (24)



GRAN PREMIO ESTRELLA GALICIA 0,0 DE ESPAÑA

Free Practice Nr. 1

Best Partial Times

RookiesCup

IT Ideal Lap Time, sum of the best partial times

BT Best Lap Time

		T1		T2		T3		T4				
Pos	Rider	Time	Rider	Time	Rider	Time	Rider	Time	Pos	Rider	IT	BT
25	S.MOUNSEY	28.406	S.MOUNSEY	17.517	S.MOUNSEY	33.693	S.MOUNSEY	35.480	25	S.MOUNSEY	1'55.096	1'55.096 (25)

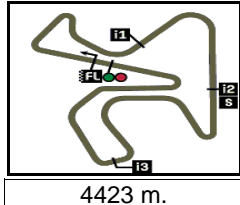



Rookies Cup

GRAN PREMIO ESTRELLA GALICIA 0,0 DE ESPAÑA

Free Practice Nr. 1

Fastest Laps Sequence



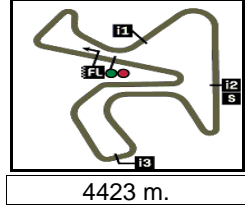
<i>Practice Time</i>	 <i>Rider</i>	<i>Nation</i>	<i>Motorcycle</i>	<i>Time</i>	<i>Km/h</i>	<i>Rider's Lap</i>
4'02.828	5 Leo RAMMERSTORFER	AUT	KTM	1'52.652	141.3	2
5'54.876	5 Leo RAMMERSTORFER	AUT	KTM	1'52.048	142.1	3
5'58.321	27 Rico SALMELA	FIN	KTM	1'52.018	142.1	3
7'46.404	5 Leo RAMMERSTORFER	AUT	KTM	1'51.528	142.7	4
9'37.903	5 Leo RAMMERSTORFER	AUT	KTM	1'51.499	142.8	5
11'53.631	28 Máximo QUILES	SPA	KTM	1'51.075	143.3	6
12'24.312	83 Alvaro CARPE	SPA	KTM	1'51.013	143.4	6
13'44.372	28 Máximo QUILES	SPA	KTM	1'50.741	143.7	7
17'25.814	28 Máximo QUILES	SPA	KTM	1'50.620	143.9	9
21'00.560	13 Hakim DANISH	MAL	KTM	1'50.460	144.1	11
21'37.341	83 Alvaro CARPE	SPA	KTM	1'50.058	144.6	10



GRAN PREMIO ESTRELLA GALICIA 0,0 DE ESPAÑA

Free Practice Nr. 1

Chronological Analysis of Performances



* Lap / Sector time cancelled T1 Time from finish line to 1st intermediate T3 Time from 2nd intermed. to 3rd intermed.
 P Crossing the finish line in pit lane T2 Time from 1st intermed. to 2nd intermed. T4 Time from 3rd intermediate to finish line

Lap	Lap Time	T1	T2	T3	T4	Speed	Lap	Lap Time	T1	T2	T3	T4	Speed	
1st	83	Alvaro CARPE Red Bull Rookies - Sp SPA						13	1'50.887	27.253	16.941	32.509	34.184	193.5
		Runs=2 Total laps=12 Full laps=9 Valid laps=7						14	1'50.757	27.132	16.907	32.417	34.301	192.8
1	2'28.045	32.281	19.119	36.439	37.192	191.8								
2	1'55.329	28.617	17.335	33.957	35.420	195.6								
3	1'53.191 *	28.09*	17.163	33.199	34.738	193.8								
4	2'24.079	53.228	19.720	35.530	35.601	179.4								
5	1'52.655 *	28.14*	17.313*	32.627	34.570	195.6								
6	1'51.013	27.393	16.919	32.407	34.294	195.6								
7	1'45.560 P	27.227	17.018	33.062	28.253	192.8								
8	1'56.232	31.142	17.534	32.974	34.582	193.5								
9	1'50.897	27.278	17.035	32.281	34.303	193.5								
10	1'50.058	27.029	16.898	32.080	34.051	194.5								
11	1'51.021	27.043	17.047	32.598	34.333	194.2								
12	1'51.226	27.173	16.934	32.162	34.957	195.2								
4th	31	Giulio PUGLIESE Red Bull Rookies - Ital ITA												
		Runs=1 Total laps=14 Full laps=13 Valid laps=11												
1	2'22.745	36.146	17.969	34.677	35.658	197.0								
2	1'53.677	28.087	17.157	33.409	35.024	198.1								
3	1'53.136 *	28.07*	17.007	33.400	34.659	199.2								
4	1'56.151	28.350	17.053	35.841	34.907	198.1								
5	1'52.819	27.658	16.947	33.343	34.871	200.0								
6	1'52.085	27.654	16.942	32.916	34.573	201.1								
7	1'52.637	27.703	16.773	33.370	34.791	203.3								
8	1'51.564	27.585	16.890	32.725	34.364	203.3								
9	1'56.960	30.234	17.464	34.800	34.462	175.3								
10	1'51.154 *	27.347	16.795	32.678	34.334*	200.3								
11	1'50.676	27.163	16.840	32.588	34.085	197.8								
12	1'50.587	27.189	16.759	32.545	34.094	200.3								
13	1'54.758	27.764	16.904	35.366	34.724	190.8								
14	1'50.460	27.141	16.766	32.429	34.124	199.6								
5th	28	Máximo QUILES Red Bull Rookies - Sp SPA												
		Runs=1 Total laps=14 Full laps=13 Valid laps=11												
1	2'32.594	34.229	18.227	35.821	35.729	191.8								
2	1'53.763	28.123	17.275	33.531	34.834	196.0								
3	1'52.107 *	27.90*	16.912	32.925	34.367	199.2								
4	1'52.221	27.608	16.944	33.062	34.607	197.8								
5	1'51.871 *	27.56*	16.899*	32.835	34.569	198.1								
6	1'51.075	27.382	16.873	32.636	34.184	199.2								
7	1'50.741	27.239	16.707	32.560	34.235	200.3								
8	1'50.822	27.212	16.735	32.617	34.258	200.3								
9	1'50.620	27.213	16.693	32.477	34.237	202.2								
10	1'51.138	27.310	16.960	32.531	34.337	195.2								
11	1'50.966	27.196	16.941	32.432	34.397	194.9								
12	1'51.272	27.138	17.204	32.577	34.353	194.9								
13	1'50.747	27.187	16.858	32.425	34.277	196.7								
14	1'50.564	27.126	16.858	32.319	34.261	196.0								
6th	73	Valentin Perrone CA Red Bull Rookies - Ar ARG												
		Runs=1 Total laps=14 Full laps=13 Valid laps=12												
1	2'17.790	34.737	17.828	34.598	35.563	194.9								
2	1'53.848	28.232	17.198	33.481	34.937	195.6								
3	1'52.630	27.797	17.125	33.086	34.622	197.0								
4	1'52.289	27.597	17.059	33.035	34.598	197.8								
5	1'52.083	27.666	17.006	32.961	34.450	196.0								
6	1'51.894 *	27.55*	17.028*	32.956	34.351	198.1								
7	1'51.555	27.416	17.152	32.747	34.240	196.7								

Fastest Lap: Alvaro CARPE Red Bull Rookies - Sp SPA **1'50.058** 27.029 16.898 32.080 34.051

DORNA DATA PROCESSING TIMING SERVICE DORNA DATA PROCESSING TIMING SERVICE DORNA DATA PROCESSING TIMING SERVICE DORNA DATA PROCESSING TIMING SERVICE DORNA DATA PROCESSING TIMING SERVICE DORNA DATA PROCESSING TIMING SERVICE DORNA DATA PROCESSING TIMING SERVICE DORNA DATA PROCESSING TIMING SERVICE DORNA DATA PROCESSING TIMING SERVICE DORNA DATA PROCCESSS



Free Practice Nr. 1

RookiesCup

Lap	Lap Time	T1	T2	T3	T4	Speed	Lap	Lap Time	T1	T2	T3	T4	Speed
10th 24 Guillem PLANQUES Red Bull Rookies - Fra FRA Runs=1 Total laps=14 Full laps=13 Valid laps=11							1	2'28.485	36.282	17.843	37.130	40.458	192.1
2	1'55.712	27.288	17.260	32.640	34.211	196.0	2	1'55.712	28.584	17.291	34.038	35.799	197.0
3	1'50.885	27.298	17.044	32.507	<u>34.036</u>	194.9	3	1'54.453 *	28.15*	17.214	33.547	35.536	197.4
4	1'51.102	27.273	17.095	32.590	34.218	196.0	4	1'52.733	27.774	17.264	33.063	34.632	198.8
5	<u>1'50.646</u>	<u>27.191</u>	16.998	<u>32.415</u>	34.042	196.0	5	1'52.312 *	27.91*	16.892*	32.859	34.650	199.6
6	1'50.996	27.375	<u>16.912</u>	32.530	34.179	196.0	6	1'52.390	27.615	16.834	33.155	34.786	<u>201.4</u>
7th 95 Marco MORELLI Red Bull Rookies - Ar ARG Runs=1 Total laps=13 Full laps=12 Valid laps=10							7	1'51.669	27.402	16.973	32.709	34.585	198.8
1	2'28.320	33.395	17.913	35.096	36.219	193.2	8	1'51.242	27.241	16.839	<u>32.561</u>	34.601	198.8
2	1'56.024	28.866	17.266	34.231	35.661	196.0	9	1'51.358	27.347	16.852	32.652	34.507	197.0
3	1'56.807 *	28.19*	17.217	33.598	37.796	<u>197.4</u>	10	1'51.547	27.247	16.913	32.707	34.680	197.4
4	1'55.428	28.494	17.367	33.931	35.636	195.2	11	1'51.028	<u>27.149</u>	<u>16.732</u>	32.693	34.454	200.0
5	1'55.070 *	28.44*	17.453*	33.718	35.450	195.6	12	1'51.027	27.295	16.848	32.704	<u>34.180</u>	199.6
6	1'53.876	28.211	17.385	33.198	35.082	194.5	13	1'54.026	29.640	16.822	32.992	34.572	198.1
7	1'53.212	28.073	17.234	33.068	34.837	195.2	14	<u>1'50.854</u>	27.215	16.783	32.604	34.252	199.6
8	1'52.593	27.635	17.230	32.907	34.821	191.4	11th 57 Leonardo Alessandr Red Bull Rookies - Ital ITA Runs=1 Total laps=14 Full laps=13 Valid laps=11						
9	1'52.371	27.574	17.183	32.839	34.775	194.2	1	2'28.136	31.686	18.326	36.436	37.173	190.8
10	1'55.239	27.332	17.159	35.792	34.956	193.2	2	1'55.449	28.322	17.348	34.249	35.530	193.5
11	1'51.442	27.347	17.159	32.447	34.489	193.5	3	1'54.793 *	27.73*	17.191	34.533	35.337	195.6
12	1'51.393	27.132	<u>17.047</u>	32.807	34.407	191.8	4	1'53.035	28.147	17.115	32.921	34.852	197.4
13	<u>1'50.706</u>	<u>27.068</u>	17.113	<u>32.309</u>	<u>34.216</u>	194.9	5	1'52.156 *	27.62*	16.959*	32.842	34.731	197.0
8th 54 Veda PRATAMA Red Bull Rookies - Ind INA Runs=1 Total laps=13 Full laps=12 Valid laps=9							6	1'52.246	27.524	16.975	33.069	34.678	198.1
1	2'42.655	32.036	17.818	34.551	36.946	193.8	7	1'51.549	27.392	17.008	32.484	34.665	196.7
2	1'56.157	28.669	17.755	34.046	35.687	190.4	8	1'51.498	27.335	16.967	32.589	34.607	196.0
3	1'54.185 *	28.46*	17.220	33.191	35.305	194.9	9	1'51.185	27.292	16.984	32.498	34.411	194.9
4	1'53.933 *	28.19*	17.279	33.315	35.145	195.2	10	1'51.401	27.272	17.007	32.701	34.421	195.2
5	1'53.691 *	27.95*	17.519*	33.264	34.958	194.5	11	1'51.317	27.362	16.908	32.676	34.371	197.4
6	1'52.327	27.627	17.112	32.908	34.680	196.0	12	<u>1'50.974</u>	<u>27.153</u>	17.051	<u>32.480</u>	<u>34.290</u>	197.0
7	1'52.102	27.550	17.062	32.935	34.555	195.6	13	1'53.870	29.703	16.919	32.671	34.577	197.0
8	1'52.158	27.332	17.379	32.817	34.630	193.5	14	1'51.228	27.270	<u>16.713</u>	32.583	34.662	<u>202.2</u>
9	1'52.128	27.360	<u>17.034</u>	32.575	35.159	195.6	12th 5 Leo RAMMERSTOR Red Bull Rookies - Au AUT Runs=1 Total laps=14 Full laps=13 Valid laps=12						
10	1'51.776	27.272	17.072	32.744	34.688	194.2	1	2'10.176	31.827	18.035	33.852	35.348	189.8
11	1'51.179	27.308	17.070	32.476	34.325	195.6	2	1'52.652	27.834	17.092	32.895	34.831	191.8
12	1'50.960	27.226	17.166	32.406	<u>34.162</u>	194.5	3	1'52.048	27.612	17.021	32.851	34.564	194.5
13	<u>1'50.749</u>	<u>27.172</u>	17.036	<u>32.379</u>	34.162	<u>196.3</u>	4	1'51.528	27.416	16.926	32.635	34.551	195.2
9th 70 Kristian DANIEL Red Bull Rookies - Uni USA Runs=1 Total laps=14 Full laps=13 Valid laps=9							5	1'51.499	27.283	16.997	32.728	34.491	193.2
1	2'18.075	34.549	18.363	36.184	36.313	191.4	6	1'52.008 *	27.42*	17.044*	32.835	34.701	195.2
2	1'54.939	28.498	17.146	33.955	35.340	195.6	7	1'51.859	27.535	17.036	32.645	34.643	195.2
3	1'53.894	28.243	17.049	33.336	35.266	196.7	8	1'51.415	27.397	16.879	32.774	<u>34.365</u>	194.5
4	1'55.691 *	28.163	19.092	33.423	35.013*	192.5	9	1'51.181	27.174	<u>16.850</u>	32.666	34.491	194.2
5	1'53.491 *	27.896	17.316	33.533	34.746*	192.1	10	1'51.051	<u>27.138</u>	16.973	32.557	34.383	192.5
6	1'54.004 *	29.005	16.917	33.333	34.749*	199.2	11	1'51.280	27.180	17.001	32.509	34.590	192.1
7	1'51.990	27.583	16.856	33.195	34.356	198.5	12	1'51.323	27.234	17.004	32.658	34.427	192.5
8	1'54.445	30.198	16.992	32.897	34.358	196.3	13	1'52.248	27.284	17.168	33.422	34.374	190.4
9	1'50.854 *	27.323	16.722	<u>32.543</u>	34.266*	198.8	14	<u>1'51.015</u>	27.174	16.994	<u>32.460</u>	34.387	<u>196.0</u>
10	1'51.427	27.355	<u>16.659</u>	32.925	34.488	200.0	13th 51 Brian URIARTE Red Bull Rookies - Sp SPA Runs=1 Total laps=13 Full laps=12 Valid laps=9						
11	1'51.590	27.298	16.977	32.613	34.702	197.4	1	2'37.089	39.478	21.648	38.667	39.620	140.6
12	1'53.669	29.015	16.912	33.332	34.410	196.7	2	2'08.865	31.652	20.471	37.439	39.303	145.5
13	1'54.272	27.687	17.029	34.720	34.836	188.1	3	2'05.056 *	30.72*	19.428	36.374	38.531	154.0
14	<u>1'50.815</u>	<u>27.187</u>	16.676	32.619	<u>34.333</u>	<u>200.3</u>							

Fastest Lap: Alvaro CARPE	Red Bull Rookies - Sp SPA	1'50.058	27.029	16.898	32.080	34.051
----------------------------------	---------------------------	-----------------	--------	--------	--------	--------

DORNA DATA PROCESSING TIMING SERVICE DORNA DATA PROCESSING TIMING SERVICE DORNA DATA PROCESSING TIMING SERVICE DORNA DATA PROCESSING TIMING SERVICE DORNA DATA PROCESSING TIMING SERVICE DORNA DATA PROCESSING TIMING SERVICE DORNA DATA PROCESSING TIMING SERVICE DORNA DATA PROCCESSS



Free Practice Nr. 1

RookiesCup

Lap	Lap Time	T1	T2	T3	T4	Speed	Lap	Lap Time	T1	T2	T3	T4	Speed
4	2'04.352 *	30.58*	19.268	36.470	38.027	150.4	11	1'51.853	27.390	16.994	32.806	34.663	194.9
5	2'00.940 *	29.77*	18.585*	35.272	37.308	170.6	12	1'52.468	27.462	16.802	33.519	34.685	197.8
6	1'59.594	29.300	18.311	35.104	36.879	171.9	13	1'52.123	27.494	16.758	33.137	34.734	198.1
7	1'56.824	28.895	18.125	34.319	35.485	176.4	14	1'51.758	27.567	16.840	32.850	34.501	197.4
8	1'56.072	28.259	17.959	34.075	35.779	179.7							
9	1'52.830	27.816	17.215	33.117	34.682	192.8							
10	1'52.531	27.582	17.270	33.150	34.529	192.8							
11	1'51.498	27.523	17.019	32.636	34.320	193.5							
12	1'51.161	27.285	16.995	32.586	34.295	194.2							
13	1'51.328	27.220	17.042	32.615	34.451	193.8							

14th 11 Ruché MOODLEY		Red Bull Rookies - So RSA				
Runs=1	Total laps=12	Full laps=11	Valid laps=8			
1	2'28.562	33.013	17.855	35.188	36.233	194.2
2	1'57.499	28.361	17.183	34.175	37.780	195.2
3	1'54.058 *	28.60*	16.983	33.426	35.045	199.2
4	1'56.527	28.073	17.232	35.930	35.292	193.5
5	1'53.005 *	27.96*	17.197*	33.037	34.804	196.0
6	1'52.196	27.749	17.027	32.928	34.492	197.8
7	1'52.123	27.348	17.083	32.985	34.707	196.3
8	1'51.510	27.454	16.993	32.666	34.397	195.6
9	1'51.395	27.468	17.017	32.535	34.375	196.0
10	1'51.347 *	27.277	17.095	32.547	34.428*	194.9
11	1'52.797	28.895	17.219	32.475	34.208	193.5
12	1'51.192	27.392	16.924	32.754	34.122	197.0
unfinished	27.179	17.115				178.2

15th 50 Carter THOMPSON		Red Bull Rookies - Au AUS				
Runs=1	Total laps=14	Full laps=13	Valid laps=13			
1	2'19.478	34.866	17.952	35.149	35.781	194.5
2	1'55.645	28.718	17.518	34.042	35.367	194.5
3	1'54.308	28.187	17.193	33.464	35.464	198.1
4	1'53.798	28.099	17.265	33.596	34.838	196.3
5	1'53.609	27.900	17.055	33.675	34.979	198.1
6	1'53.306	27.853	17.121	33.360	34.972	198.1
7	1'52.289	27.754	16.893	33.082	34.560	198.8
8	1'52.135	27.882	16.882	32.993	34.378	198.8
9	1'52.889	28.608	16.889	32.869	34.523	198.8
10	1'51.707	27.494	16.813	32.736	34.664	198.1
11	1'51.192	27.306	16.820	32.865	34.201	200.0
12	1'52.943	27.650	17.152	33.264	34.877	194.5
13	1'55.628	27.604	17.141	36.003	34.880	195.2
14	1'51.542	27.386	16.862	32.759	34.535	199.2

16th 45 Kgototso MONONY		Red Bull Rookies - So RSA				
Runs=1	Total laps=14	Full laps=13	Valid laps=12			
1	2'24.879	34.706	18.272	35.330	36.596	191.4
2	1'55.600	28.789	17.414	33.521	35.876	192.5
3	1'53.499 *	27.78*	17.208	33.193	35.316	194.5
4	1'52.558	27.716	17.090	33.043	34.709	195.2
5	1'52.660	27.462	16.949	32.924	35.325	196.3
6	1'52.911	27.841	17.058	33.039	34.973	194.9
7	1'52.965	27.683	17.016	32.858	35.408	195.2
8	1'51.850	27.433	16.981	32.854	34.582	197.0
9	1'51.282	27.312	16.664	32.746	34.560	200.7
10	1'52.110	27.160	17.322	32.727	34.901	193.5

17th 48 Lenox PHOMMAR		Red Bull Rookies - Sw SWI	
Runs=1	Total laps=14	Full laps=13	Valid laps=11

1	2'20.692	33.061	17.757	35.275	35.649	192.5
2	1'55.289	29.012	17.164	34.080	35.033	194.5
3	1'53.504 *	28.30*	16.958	33.442	34.799	197.0
4	1'53.965 *	28.114	17.184	33.436	35.231*	195.6
5	1'53.124	28.170	16.861	33.384	34.709	200.0
6	1'54.105	28.138	17.837	33.241	34.889	197.4
7	1'51.961	27.772	16.760	33.054	34.375	202.6
8	1'52.856	27.898	17.053	33.023	34.882	196.3
9	1'51.379	27.430	16.873	32.630	34.446	196.0
10	1'51.904	27.520	16.889	32.908	34.587	196.0
11	1'51.775	27.572	16.999	32.968	34.236	201.1
12	1'53.009	27.761	17.131	33.268	34.849	195.2
13	1'52.753	27.415	17.135	33.167	35.036	197.0
14	1'52.017	27.491	17.046	32.827	34.653	193.2

18th 7 Rocco SESSLER		Red Bull Rookies - Ge GER	
Runs=1	Total laps=14	Full laps=13	Valid laps=11

1	2'23.303	34.574	18.110	35.068	35.913	196.0
2	1'53.598	28.039	17.218	33.430	34.911	195.2
3	1'52.809 *	27.93*	17.115	33.153	34.602	196.7
4	1'53.225	27.942	17.214	33.221	34.848	199.6
5	1'53.194	27.650	17.210	33.332	35.002	193.5
6	1'52.906	27.869	17.110	33.126	34.801	194.2
7	1'53.411	27.961	17.188	33.362	34.900	191.4
8	1'52.330	27.620	17.128	33.128	34.454	194.2
9	1'51.505	27.352	16.934	32.752	34.467	196.7
10	1'51.415 *	27.312	17.015	32.671	34.417*	193.8
11	1'52.909	27.411	17.092	32.645	35.761	193.8
12	1'53.305	27.434	17.159	33.866	34.846	196.3
13	1'53.471	27.741	16.937	33.995	34.798	197.0
14	1'51.604	27.332	16.840	32.893	34.539	197.4

19th 56 Kevin FARKAS		Red Bull Rookies - Hu HUN	
Runs=1	Total laps=14	Full laps=13	Valid laps=12

1	2'23.766	35.020	17.998	35.634	35.895	194.9
2	1'53.566	28.129	17.013	33.712	34.712	200.3
3	1'52.520 *	28.01*	16.801	33.204	34.497	203.7
4	1'53.615	28.231	16.903	33.871	34.610	205.3
5	1'53.407	27.869	16.918	33.258	35.362	201.4
6	1'53.482	28.438	16.987	33.235	34.822	201.4
7	1'52.299	27.701	16.746	33.258	34.594	199.6
8	1'53.541	28.048	16.988	33.983	34.522	198.5
9	1'52.145	27.406	17.208	33.081	34.450	200.0
10	1'52.205	27.392	16.992	32.939	34.882	198.1
11	1'51.774	27.473	16.887	32.761	34.653	198.8
12	1'52.938	28.788	16.947	32.877	34.326	199.2
13	1'51.529	27.373	16.832	32.988	34.336	200.0
14	1'52.446	27.309	16.950	33.587	34.600	197.4

Fastest Lap: Alvaro CARPE	Red Bull Rookies - Sp SPA	1'50.058	27.029	16.898	32.080	34.051
----------------------------------	---------------------------	----------	--------	--------	--------	--------

DORNA DATA PROCESSING TIMING SERVICE DORNA DATA PROCESSING TIMING SERVICE DORNA DATA PROCESSING TIMING SERVICE DORNA DATA PROCESSING TIMING SERVICE DORNA DATA PROCESSING TIMING SERVICE DORNA DATA PROCESSING TIMING SERVICE DORNA DATA PROCESSING TIMING SERVICE DORNA DATA PROCESSING TIMING SERVICE DORNA DATA PROCCESSS



Free Practice Nr. 1

RookiesCup

Lap	Lap Time	T1	T2	T3	T4	Speed	Lap	Lap Time	T1	T2	T3	T4	Speed
20th	44	Milan PAWELEC Red Bull Rookies - Pol POL				Runs=1 Total laps=14 Full laps=13 Valid laps=12	7	1'52.736	27.659	17.066	33.349	34.662	196.3
							8	1'52.743	27.653	17.101	33.331	34.658	195.6
							9	1'53.063	27.792	17.104	33.220	34.947	194.2
							10	1'54.462	27.746	17.260	34.099	35.357	192.1
							11	1'53.785	27.570	17.204	33.265	35.746	191.4
							12	1'55.864	28.270	17.241	35.470	34.883	192.8
							13	1'52.688 *	27.725	17.051	33.013	34.899*	194.2
24th	20	Jakkreepat PHUET Red Bull Rookies - Th THA				Runs=1 Total laps=4 Full laps=3 Valid laps=2	1	2'18.405	35.684	17.808	34.611	35.828	196.3
							2	1'54.440	28.381	17.337	33.462	35.260	195.6
							3	1'54.060 *	28.231	17.239	33.142	35.448*	193.5
							4	1'54.377	28.044	18.382	33.167	34.784	197.8
							unfinished	27.907					
25th	4	Sullivan MOUNSEY Red Bull Rookies - Gr GBR				Runs=2 Total laps=5 Full laps=2 Valid laps=1	1	2'11.469	32.703	18.188	34.422	35.972	190.1
							2	1'55.096	28.406	17.517	33.693	35.480	192.8
							3	1'08.474	36.494	18.256	34.817	35.975	189.4
							4	1'56.533	28.748	17.630	34.207	35.948	191.8
21st	47	Dodo BOGGIO Red Bull Rookies - Ital ITA				Runs=1 Total laps=12 Full laps=11 Valid laps=10	1	2'22.325	34.658	17.982	35.407	35.914	195.2
							2	1'54.699	28.358	17.358	34.048	34.935	193.5
							3	1'53.528 *	27.97*	17.086	33.486	34.981	199.6
							4	1'53.315	27.931	16.982	33.581	34.821	200.3
							5	1'55.074	28.158	17.302	34.449	35.165	195.2
							6	1'53.591	27.945	17.222	33.455	34.969	194.9
							7	1'53.207	27.872	17.273	33.194	34.868	195.2
							8	1'53.319	27.622	17.368	33.600	34.729	192.5
							9	1'51.957	27.388	16.976	32.916	34.677	196.7
							10	1'52.215	27.504	17.273	32.985	34.453	192.5
							11	1'52.202	27.274	17.132	32.942	34.854	194.5
							12	1'54.437	27.638	17.648	33.903	35.248	185.8
		PIT	28.038	17.490	35.042	30.842	191.8						
22nd	16	Joel PONS Red Bull Rookies - Sp SPA				Runs=1 Total laps=12 Full laps=11 Valid laps=10	1	2'11.802	32.601	17.861	34.318	35.849	191.1
							2	1'54.686	28.254	17.423	33.460	35.549	194.9
							3	1'54.264	28.522	17.185	33.201	35.356	193.5
							4	5'19.873 *	2'58.53*	1'04.965*	39.518	36.855	104.9
							5	1'56.716	28.920	17.904	34.104	35.788	189.8
							6	1'53.859	27.957	17.295	33.261	35.346	192.1
							7	1'54.040	27.997	17.294	33.560	35.189	193.2
							8	1'53.747	28.101	17.543	33.384	34.719	191.1
							9	1'58.838	27.841	17.405	34.505	39.087	190.8
							10	1'53.220	27.833	17.258	33.084	35.045	191.8
							11	1'53.275	27.730	17.002	33.643	34.900	194.9
							12	1'52.344	27.630	17.067	32.802	34.845	193.2
23rd	52	Evan BELFORD Red Bull Rookies - Gr GBR				Runs=1 Total laps=13 Full laps=12 Valid laps=9	1	2'30.901	35.452	18.853	36.974	37.368	188.1
							2	1'57.736	29.482	17.712	34.968	35.574	191.8
							3	1'54.640 *	28.58*	17.300	33.715	35.044	193.8
							4	1'54.494	28.429	17.180	33.600	35.285	194.5
							5	1'54.721 *	28.42*	17.322*	33.812	35.159	194.9
							6	1'53.680	28.222	17.215	33.408	34.835	196.0

Fastest Lap: Alvaro CARPE Red Bull Rookies - Sp SPA **1'50.058** 27.029 16.898 32.080 34.051

DORNA DATA PROCESSING TIMING SERVICE DORNA DATA PROCESSING TIMING SERVICE DORNA DATA PROCESSING TIMING SERVICE DORNA DATA PROCESSING TIMING SERVICE DORNA DATA PROCESSING TIMING SERVICE DORNA DATA PROCESSING TIMING SERVICE DORNA DATA PROCESSING TIMING SERVICE DORNA DATA PROCESSING TIMING SERVICE DORNA DATA PROCCESSS