


5543 m.

Sepang MotoGP™ Official Test
Day 3 Practice
Classification

10

	Rider	Nation	Team	Motorcycle	Time	Lap	Total	Gap	Top Speed
1	1 Francesco BAGNAIA	ITA	Ducati Lenovo Team	DUCATI	1'56.682	8	47		337.5
2	89 Jorge MARTIN	SPA	Prima Pramac Racing	DUCATI	1'56.854	9	47	0.172 0.172	335.4
3	23 Enea BASTIANINI	ITA	Ducati Lenovo Team	DUCATI	1'56.915	11	35	0.233 0.061	335.4
4	73 Alex MARQUEZ	SPA	Gresini Racing MotoGP	DUCATI	1'56.938	13	49	0.256 0.023	334.3
5	41 Aleix ESPARGARO	SPA	Aprilia Racing	APRILIA	1'57.091	16	48	0.409 0.153	335.4
6	93 Marc MARQUEZ	SPA	Gresini Racing MotoGP	DUCATI	1'57.270	13	54	0.588 0.179	337.5
7	33 Brad BINDER	RSA	Red Bull KTM Factory Racing	KTM	1'57.307	55	57	0.625 0.037	338.5
8	49 Fabio DI GIANNANTONIO	ITA	Pertamina Enduro VR46 Racing Te	DUCATI	1'57.343	18	55	0.661 0.036	336.4
9	31 Pedro ACOSTA	SPA	Red Bull GASGAS Tech3	KTM	1'57.365	12	41	0.683 0.022	336.4
10	36 Joan MIR	SPA	Repsol Honda Team	HONDA	1'57.374	8	30	0.692 0.009	334.3
11	20 Fabio QUARTARARO	FRA	Monster Energy Yamaha MotoGP	YAMAHA	1'57.525	12	56	0.843 0.151	335.4
12	12 Maverick VIÑALES	SPA	Aprilia Racing	APRILIA	1'57.528	16	57	0.846 0.003	334.3
13	30 Takaaki NAKAGAMI	JPN	IDEMITSU Honda LCR	HONDA	1'57.765	15	32	1.083 0.237	335.4
14	43 Jack MILLER	AUS	Red Bull KTM Factory Racing	KTM	1'57.851	8	60	1.169 0.086	335.4
15	42 Alex RINS	SPA	Monster Energy Yamaha MotoGP	YAMAHA	1'57.879	13	52	1.197 0.028	333.3
16	5 Johann ZARCO	FRA	CASTROL Honda LCR	HONDA	1'57.942	13	41	1.260 0.063	336.4
17	72 Marco BEZZECCHI	ITA	Pertamina Enduro VR46 Racing Te	DUCATI	1'57.995	56	56	1.313 0.053	337.5
18	88 Miguel OLIVEIRA	POR	Trackhouse Racing	APRILIA	1'58.000	19	55	1.318 0.005	335.4
19	10 Luca MARINI	ITA	Repsol Honda Team	HONDA	1'58.008	42	43	1.326 0.008	335.4
20	35 Cal CRUTCHLOW	GBR	Yamaha Factory Racing	YAMAHA	1'58.673	18	45	1.991 0.665	333.3
21	37 Augusto FERNANDEZ	SPA	Red Bull GASGAS Tech3	KTM	1'58.740	26	60	2.058 0.067	333.3
22	32 Lorenzo SAVADORI	ITA	Trackhouse Racing	APRILIA	1'58.814	12	64	2.132 0.074	336.4
23	51 Michele PIRRO	ITA	Prima Pramac Racing	DUCATI	1'58.865	21	43	2.183 0.051	330.2

Practice condition: **Dry**
 Air: **30°**
 Humidity: **74%**
 Ground: **47°**

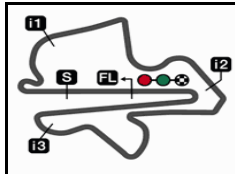
Fastest Lap:	Lap: 8	Francesco BAGNAIA	1'56.682	171 Km/h
Best Race Lap:	2023	Alex MARQUEZ	1'58.979	167.7 Km/h
All Time Lap Record:	2023	Francesco BAGNAIA	1'57.491	169.8 Km/h

The results are provisional until the end of the limit for protest and appeals.

Time limit for protest expires 60' after publication of the results - Time:

These data/results cannot be reproduced, stored and/or transmitted in whole or in part by any manner of electronic, mechanical, photocopying, recording, broadcasting or otherwise now known or herein after developed without the previous express consent by the copyright owner, except for reproduction in daily press and regular printed publications on sale to the public within 60 days of the event related to those data/results and always provided that copyright symbol appears together as follows below.

© DORNA, 2024



5543 m.

Sepang MotoGP™ Official Test

Day 3 Practice

Top Speed & Average

12

Rider	Nation	Motorcycle	Top 5 speeds					Average	Top
33 Brad BINDER	RSA	KTM	338.5	338.5	338.5	337.5	337.5	338.0	338.5
1 Francesco BAGNAIA	ITA	DUCATI	337.5	336.4	335.4	335.4	334.3	335.6	337.5
72 Marco BEZZECCHI	ITA	DUCATI	337.5	334.3	333.3	333.3	332.3	333.2	337.5
93 Marc MARQUEZ	SPA	DUCATI	337.5	337.5	337.5	336.4	335.4	336.4	337.5
5 Johann ZARCO	FRA	HONDA	336.4	336.4	334.3	332.3	332.3	333.6	336.4
31 Pedro ACOSTA	SPA	KTM	336.4	336.4	336.4	335.4	335.4	336.0	336.4
32 Lorenzo SAVADORI	ITA	APRILIA	336.4	334.3	332.3	332.3	331.2	332.7	336.4
49 Fabio DI GIANNANTONIO	ITA	DUCATI	336.4	335.4	335.4	335.4	335.4	335.5	336.4
10 Luca MARINI	ITA	HONDA	335.4	334.3	334.3	334.3	334.3	334.5	335.4
20 Fabio QUARTARARO	FRA	YAMAHA	335.4	335.4	335.4	335.4	334.3	334.9	335.4
23 Enea BASTIANINI	ITA	DUCATI	335.4	335.4	335.4	335.4	334.3	334.9	335.4
30 Takaaki NAKAGAMI	JPN	HONDA	335.4	333.3	332.3	331.2	331.2	332.3	335.4
41 Aleix ESPARGARO	SPA	APRILIA	335.4	334.3	334.3	334.3	334.3	334.5	335.4
43 Jack MILLER	AUS	KTM	335.4	335.4	333.3	333.3	333.3	334.0	335.4
88 Miguel OLIVEIRA	POR	APRILIA	335.4	334.3	334.3	334.3	334.3	334.5	335.4
89 Jorge MARTIN	SPA	DUCATI	335.4	335.4	335.4	334.3	334.3	334.6	335.4
12 Maverick VIÑALES	SPA	APRILIA	334.3	334.3	333.3	333.3	333.3	333.7	334.3
36 Joan MIR	SPA	HONDA	334.3	334.3	334.3	333.3	332.3	333.7	334.3
73 Alex MARQUEZ	SPA	DUCATI	334.3	333.3	333.3	333.3	332.3	332.9	334.3
35 Cal CRUTCHLOW	GBR	YAMAHA	333.3	333.3	332.3	332.3	332.3	332.6	333.3
37 Augusto FERNANDEZ	SPA	KTM	333.3	333.3	332.3	332.3	332.3	332.5	333.3
42 Alex RINS	SPA	YAMAHA	333.3	333.3	332.3	332.3	332.3	332.7	333.3
51 Michele PIRRO	ITA	DUCATI	330.2	329.2	329.2	329.2	329.2	329.4	330.2

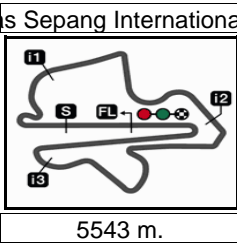
These data/results cannot be reproduced, stored and/or transmitted in whole or in part by any manner of electronic, mechanical, photocopying, recording, broadcasting or otherwise now known or herein after developed without the previous express consent by the copyright owner, except for reproduction in daily press and regular printed publications on sale to the public within 60 days of the event related to those data/results and always provided that copyright symbol appears together as follows below.

© DORNA, 2024

Official MotoGP Timing by TISSOT
www.motogp.com



Sepang, Thursday, February 08, 2024



Sepang MotoGP™ Official Test

Day 3 Practice

Chronological Analysis of Performances

13

* Lap / Sector time cancelled **T1** Time from finish line to 1st intermediate **T3** Time from 2nd intermed. to 3rd intermed.
P Crossing the finish line in pit lane **T2** Time from 1st intermed. to 2nd intermed. **T4** Time from 3rd intermediate to finish line

Lap	Lap Time	T1	T2	T3	T4	Speed	Lap	Lap Time	T1	T2	T3	T4	Speed	
1st	1	Francesco BAGNAI Ducati Lenovo Team ITA Runs=10 Total laps=47 Full laps=27 Valid laps=27						44	1'59.229	24.597	27.428	37.053	30.151	330.2
	2	2'42.593	24.799	28.876	37.996	30.466	45	1'59.500	24.671	27.519	37.062	30.248	332.3	
	3	1'59.432	24.854	27.561	36.911	30.106	333.3	46	1'59.440	24.637	27.521	36.993	30.289	331.2
	4	1'59.350	25.105	27.451	36.736	30.058	337.5	47	2'09.482 P	26.770	28.736	38.099	35.877	328.2
	5	1'58.783	24.692	27.396	36.736	29.959	333.3	2nd						
	6	2'12.728 P	26.803	30.308	38.582	37.035	329.2	89	Jorge MARTIN Prima Pramac Racing SPA Runs=8 Total laps=47 Full laps=31 Valid laps=31					
	7	11'24.296	25.628	29.068	37.277	30.726		1	4'33.714	26.143	28.720	37.847	30.572	
	8	1'56.682	24.410	27.108	36.130	29.662	335.4	2	2'00.191	25.132	27.586	37.181	30.292	332.3
	9	2'09.425 P	26.143	28.577	38.343	36.362	334.3	3	1'59.170	24.754	27.467	36.737	30.212	333.3
	10	9'52.852	25.953	28.710	37.527	30.347		4	2'03.676	24.724	27.558	41.225	30.169	335.4
	11	1'58.124	24.579	27.288	36.383	29.874	334.3	5	1'59.111	24.815	27.351	36.831	30.114	333.3
	12	2'04.518 P	24.314	27.003	36.399	36.802	335.4	6	2'12.133 P	27.366	28.834	38.026	37.907	290.3
	13	34'21.477	24.310	28.258	37.161	31.179		7	8'19.210	25.787	27.943	37.490	30.009	
	14	2'01.889	24.754	27.223	36.699	33.213	331.2	8	1'57.099	24.411	27.001	36.013	29.674	334.3
	15	2'05.598 P	24.654	27.310	36.593	37.041	332.3	9	1'56.854	24.156	26.850	36.116	29.732	335.4
	16	35'55.545	27.040	29.019	37.686	30.482		10	2'09.987 P	27.972	27.630	37.496	36.889	329.2
	17	1'58.945	24.799	27.456	36.646	30.044	330.2	11	10'08.514	25.970	27.863	36.694	30.231	
	18	1'58.850	24.746	27.308	36.648	30.148	332.3	12	1'59.026	24.408	27.053	37.254	30.311	334.3
	19	1'59.071	24.703	27.356	36.874	30.138	333.3	13	1'58.871	24.441	27.196	37.156	30.078	334.3
	20	2'14.790 P	28.761	29.517	38.753	37.759	320.4	14	1'57.661	24.371	27.134	36.453	29.703	334.3
	21	32'34.793	28.689	28.615	37.649	30.464		15	2'12.376 P	27.580	29.503	37.991	37.302	333.3
	22	1'59.660	24.855	27.448	37.019	30.338	333.3	16	6'53.541	23.074	27.467	36.585	29.969	
	23	2'06.959	24.886	32.614	38.981	30.478	333.3	17	1'57.543	24.458	27.023	36.309	29.753	334.3
	24	1'59.540	24.848	27.517	36.858	30.317	331.2	18	2'02.540	25.951	28.388	37.556	30.645	335.4
	25	2'20.402 P	32.918	30.587	39.356	37.541	323.3	19	2'06.276 P	24.545	27.280	36.879	37.572	333.3
	26	38'28.820	29.531	29.064	38.717	30.772		20	19'53.190	27.465	28.906	37.529	29.927	
	27	1'58.896	24.692	27.288	36.819	30.097	330.2	21	1'57.337	24.413	26.963	36.323	29.638	333.3
	28	1'58.468	24.693	27.154	36.593	30.028	330.2	22	1'57.258	24.341	26.975	36.158	29.784	334.3
	29	1'58.511	24.645	27.179	36.680	30.007	331.2	23	2'13.457 P	27.465	29.397	38.905	37.690	298.3
	30	1'58.564	24.646	27.197	36.579	30.142	331.2	24	22'42.369	25.906	30.563	37.085	29.992	
	31	1'58.414	24.549	27.227	36.615	30.023	331.2	25	1'57.848	24.512	27.108	36.364	29.864	334.3
	32	1'58.495	24.581	27.226	36.616	30.072	330.2	26	2'03.909	24.662	27.234	40.375	31.638	324.3
	33	1'58.894	24.610	27.239	36.642	30.403	331.2	27	1'58.265	24.640	27.258	36.392	29.975	333.3
	34	1'58.811	24.663	27.381	36.647	30.120	330.2	28	1'58.178	24.592	27.173	36.460	29.953	334.3
	35	1'58.721	24.583	27.291	36.702	30.145	331.2	29	2'13.168 P	27.246	29.567	38.607	37.748	310.3
	36	1'58.820	24.577	27.429	36.676	30.138	330.2	30	21'08.123	27.032	28.381	37.120	30.084	
	37	2'16.606 P	27.424	30.631	40.495	38.056	322.3	31	1'58.565	24.613	27.341	36.632	29.979	332.3
	38	2:23'40.192	26.883	30.427	39.978	30.932		32	1'58.754	24.601	27.259	36.632	30.262	333.3
	39	2'08.277 P	24.956	27.577	37.610	38.134	325.3	33	2'02.709	24.735	29.741	38.045	30.188	331.2
	40	19'29.151	26.090	29.489	39.010	31.082		34	1'59.996	24.717	27.527	36.798	30.954	331.2
	41	2'06.543 P	24.849	27.475	37.288	36.931	325.3	35	2'15.320 P	27.465	29.397	39.727	38.731	279.7
	42	16'30.144	24.917	28.518	38.042	30.496		36	26'39.521	26.641	28.639	37.993	30.616	
	43	1'59.390	24.720	27.440	37.054	30.176	329.2	37	1'58.273	24.548	27.156	36.698	29.871	332.3
								38	1'57.892	24.366	27.037	36.486	30.003	333.3
								39	1'58.209	24.442	27.115	36.602	30.050	333.3

Fastest Lap: Francesco BAGNAIA Ducati Lenovo Team ITA **1'56.682** 24.191 26.871 36.036 29.584

These data/results cannot be reproduced, stored and/or transmitted in whole or in part by any manner of electronic, mechanical, photocopying, recording, broadcasting or otherwise now known or herein after developed without the previous express consent by the copyright owner, except for reproduction in daily press and regular printed publications on sale to the public within 60 days of the event related to those data/results and always provided that copyright symbol appears together as follows below.
 © DORNA, 2024

Day 3 Practice

MotoGP

Lap	Lap Time	T1	T2	T3	T4	Speed	Lap	Lap Time	T1	T2	T3	T4	Speed
40	1'58.274	24.569	27.117	36.583	30.005	330.2	8	1'57.826	24.560	27.032	36.424	29.810	331.2
41	1'58.108	24.458	27.113	36.508	30.029	329.2	9	1'57.207	24.399	26.960	36.186	29.662	332.3
42	1'58.468	24.496	27.161	36.611	30.200	330.2	10	2'06.401 P	24.393	26.929	40.255	34.824	332.3
43	1'58.837	24.652	27.467	36.666	30.052	329.2	11	8'15.122	24.873	28.104	37.034	30.243	
44	1'58.543	24.575	27.234	36.652	30.082	332.3	12	1'57.763	24.609	27.006	36.181	29.967	333.3
45	1'58.398	24.543	27.246	36.521	30.088	332.3	13	1'56.938	24.287	26.813	36.065	29.773	333.3
46	1'58.894	24.532	27.343	36.795	30.224	332.3	14	2'10.563 P	25.893	29.492	38.811	36.367	330.2
47	2'25.569 P	30.354	32.080	41.691	41.444	285.7	15	31'24.902	25.888	29.332	38.304	30.510	

3rd		23 Enea BASTIANINI		Ducati Lenovo Team		ITA
		Runs=6	Total laps=35	Full laps=23		Valid laps=23
1	23'43.792	25.757	28.765	38.358	30.599	
2	1'59.169	24.856	27.567	36.721	30.025	331.2
3	1'58.755	24.747	27.390	36.530	30.088	334.3
4	1'58.347	24.538	27.232	36.572	30.005	334.3
5	2'09.872 P	25.888	28.982	37.815	37.187	331.2
6	12'31.328	24.550	27.666	37.844	30.121	
7	2'08.092	30.432	29.161	38.159	30.340	335.4
8	1'57.236	24.446	27.008	36.117	29.665	335.4
9	2'11.846 P	26.004	29.846	38.855	37.141	335.4
10	10'36.305	25.254	28.900	38.171	34.102	
11	1'56.915	24.295	26.905	36.057	29.658	334.3
12	1'57.017	24.195	26.930	36.154	29.738	335.4
13	2'12.940 P	28.243	29.485	37.895	37.317	317.6
14	30'56.589	25.126	28.060	38.445	30.295	
15	1'58.498	24.730	27.240	36.595	29.933	330.2
16	1'58.335	24.577	27.194	36.553	30.011	330.2
17	1'58.217	24.558	27.168	36.592	29.899	331.2
18	2'10.400 P	26.422	28.958	38.476	36.544	328.2
19	22'21.789	25.223	28.238	37.467	30.291	
20	1'59.067	24.809	27.436	36.777	30.045	329.2
21	1'58.897	24.701	27.365	36.763	30.068	331.2
22	1'58.968	24.655	27.406	36.770	30.137	330.2
23	2'12.115 P	26.457	30.595	39.206	35.857	321.4
24	33'20.140	25.703	28.059	37.091	30.775	
25	1'58.135	24.530	27.218	36.462	29.925	327.2
26	1'58.019	24.470	27.201	36.439	29.909	330.2
27	1'58.070	24.458	27.226	36.454	29.932	330.2
28	1'58.204	24.546	27.245	36.525	29.888	332.3
29	1'58.286	24.460	27.214	36.546	30.066	331.2
30	1'58.296	24.462	27.297	36.603	29.934	333.3
31	1'58.628	24.618	27.432	36.645	29.933	331.2
32	1'58.573	24.676	27.340	36.586	29.971	329.2
33	1'59.380	24.600	27.381	36.751	30.648	330.2
34	1'58.777	24.575	27.393	36.684	30.125	330.2
35	2'14.688 P	28.272	30.558	38.851	37.007	297.5

4th		73 Alex MARQUEZ		Gresini Racing MotoGP		SPA
		Runs=10	Total laps=49	Full laps=31		Valid laps=31
1	8'35.738	26.378	30.664	38.721	30.582	
2	2'00.317	25.282	27.666	37.098	30.271	332.3
3	1'59.241	24.925	27.382	36.726	30.208	332.3
4	1'58.890	24.868	27.302	36.633	30.087	333.3
5	1'59.078	24.828	27.379	36.676	30.195	334.3
6	2'07.683 P	25.761	28.648	37.469	35.805	323.3
7	15'14.348	24.974	28.229	37.442	30.504	

5th		41 Aleix ESPARGARO		Aprilia Racing		SPA
		Runs=10	Total laps=48	Full laps=28		Valid laps=28
1	2'43.423	23.833	28.627	37.944	30.733	
2	2'02.460	25.158	27.723	38.937	30.642	321.4
3	2'04.353	27.094	28.563	37.848	30.848	284.2
4	2'00.086	24.894	27.554	37.241	30.397	331.2
5	2'16.709 P	27.461	29.053	39.861	40.334	306.8
6	14'40.080	24.980	28.455	37.755	30.268	
7	1'58.436	24.675	27.204	36.585	29.972	334.3
8	1'57.673	24.395	27.043	36.324	29.911	332.3
9	2'14.475 P	27.604	30.119	39.313	37.439	281.9
10	8'17.066	24.633	28.325	37.522	30.079	
11	1'57.567	24.413	27.082	36.176	29.896	334.3

Fastest Lap:	Francesco BAGNAIA	Ducati Lenovo Team	ITA	1'56.682	24.191	26.871	36.036	29.584
---------------------	-------------------	--------------------	-----	-----------------	--------	--------	--------	--------

These data/results cannot be reproduced, stored and/or transmitted in whole or in part by any manner of electronic, mechanical, photocopying, recording, broadcasting or otherwise now known or herein after developed without the previous express consent by the copyright owner, except for reproduction in daily press and regular printed publications on sale to the public within 60 days of the event related to those data/results and always provided that copyright symbol appears together as follows below.
© DORNA, 2024



Day 3 Practice

MotoGP

Lap	Lap Time	T1	T2	T3	T4	Speed	Lap	Lap Time	T1	T2	T3	T4	Speed
12	1'57.512	24.291	27.056	36.203	29.962	334.3	17	1'58.912	24.753	27.375	36.677	30.107	333.3
13	1'57.888	24.350	27.026	36.457	30.055	333.3	18	2'10.119 P	26.803	29.003	38.809	35.504	320.4
14	2'20.384 P	29.510	31.129	40.732	39.013	293.4	19	55'54.543	26.150	29.468	38.398	30.420	
15	15'27.353	24.322	27.368	37.362	30.148		20	1'58.999	24.844	27.472	36.699	29.984	331.2
16	1'57.091	24.289	27.099	36.059	29.644	335.4	21	1'58.239	24.671	27.281	36.410	29.877	333.3
17	2'19.614 P	31.044	31.068	40.462	37.040	334.3	22	2'07.909 P	25.886	28.528	38.282	35.213	330.2
18	22'31.142	23.989	28.758	37.991	30.561		23	22'07.670	24.875	28.671	38.007	30.491	
19	1'58.500	24.627	27.337	36.506	30.030	330.2	24	1'59.395	24.887	27.449	36.876	30.183	331.2
20	1'58.364	24.523	27.198	36.645	29.998	331.2	25	1'59.025	24.726	27.449	36.803	30.047	333.3
21	1'58.424	24.558	27.148	36.487	30.231	331.2	26	1'58.847	24.619	27.423	36.724	30.081	334.3
22	1'58.462	24.546	27.340	36.567	30.009	331.2	27	2'11.555 P	27.053	29.591	38.867	36.044	323.3
23	1'58.443	24.624	27.274	36.582	29.963	334.3	28	15'13.685	25.812	29.065	38.218	30.274	
24	1'58.452	24.624	27.304	36.508	30.016	330.2	29	1'59.410	24.876	27.538	36.931	30.065	332.3
25	1'58.548	24.641	27.208	36.663	30.036	334.3	30	2'01.147	24.773	27.566	38.124	30.684	332.3
26	1'58.692	24.657	27.249	36.708	30.078	330.2	31	2'00.341	24.782	27.568	36.795	31.196	333.3
27	1'58.610	24.625	27.324	36.568	30.093	331.2	32	2'10.228 P	25.863	29.992	38.951	35.422	332.3
28	2'39.456 P	24.666	27.395	1'04.671	42.724	330.2	33	2:46'47.488	25.458	30.355	39.054	31.442	
29	42'22.818	25.063	28.921	39.128	31.557		34	2'01.278	25.534	27.927	37.442	30.375	303.3
30	2'01.550	25.372	28.124	37.466	30.588	325.3	35	1'59.722	24.856	27.534	37.129	30.203	328.2
31	2'01.208	25.163	28.028	37.470	30.547	324.3	36	1'59.160	24.773	27.423	36.833	30.131	331.2
32	2'19.830 P	29.246	31.178	41.657	37.749	263.4	37	2'03.775 P	24.657	27.426	36.692	35.000	330.2
33	13'51.924	25.256	28.323	37.540	30.233		38	26'33.159	26.534	28.849	37.693	30.158	
34	1'58.844	24.639	27.450	36.675	30.080	328.2	39	1'58.590	24.620	27.307	36.694	29.969	330.2
35	1'58.653	24.600	27.389	36.644	30.020	331.2	40	1'58.458	24.595	27.341	36.577	29.945	332.3
36	1'58.526	24.517	27.259	36.592	30.158	328.2	41	1'58.254	24.533	27.403	36.469	29.849	331.2
37	2'16.789 P	27.421	30.973	40.684	37.711	290.3	42	1'58.244	24.529	27.343	36.455	29.917	330.2
38	21'56.270	24.135	28.235	37.926	30.458		43	1'58.326	24.537	27.259	36.556	29.974	331.2
39	1'59.016	24.833	27.414	36.676	30.093	328.2	44	1'58.596	24.549	27.439	36.556	30.052	331.2
40	1'59.084	24.766	27.307	36.641	30.370	329.2	45	1'58.668	24.620	27.300	36.578	30.170	331.2
41	2'17.614 P	27.668	30.321	41.441	38.184	292.6	46	1'58.599	24.597	27.391	36.572	30.039	331.2
42	10'19.183	24.976	28.012	37.215	30.367		47	1'58.946	24.609	27.424	36.807	30.106	332.3
43	1'59.240	24.809	27.473	36.791	30.167	326.2	48	1'58.883	24.595	27.519	36.727	30.042	331.2
44	1'58.849	24.662	27.377	36.716	30.094	328.2	49	2'14.003 P	27.078	30.981	39.874	36.070	315.7
45	2'18.810 P	27.748	32.383	40.594	38.085	305.0	50	29'23.343	25.644	31.553	39.245	30.887	
46	21'58.480	27.550	28.759	37.476	30.318		51	2'01.576	25.347	28.326	37.507	30.396	327.2
47	1'59.798	24.913	27.564	37.024	30.297	325.3	52	2'00.095	24.897	27.786	37.210	30.202	328.2
48	2'19.876 P	27.862	30.966	40.835	40.213	324.3	53	1'59.756	24.818	27.678	36.959	30.301	330.2
54	2'12.626 P	26.404	30.027	40.479	35.716	321.4	54	2'12.626 P	26.404	30.027	40.479	35.716	321.4

6th	93	Marc MARQUEZ	Gresini Racing MotoGP SPA			
		Runs=10	Total laps=54	Full laps=34	Valid laps=34	
1	7'55.032	25.400	29.613	40.225	30.880	
2	2'02.860	26.751	28.160	37.475	30.474	334.3
3	2'00.712	26.186	27.602	36.786	30.138	337.5
4	1'59.176	24.874	27.491	36.661	30.150	335.4
5	1'58.932	24.806	27.517	36.620	29.989	335.4
6	2'07.023 P	24.728	28.997	38.224	35.074	334.3
7	8'49.744	25.386	28.116	38.086	30.046	
8	1'57.563	24.503	27.104	36.363	29.593	335.4
9	1'57.404	24.380	27.102	36.211	29.711	336.4
10	2'07.477 P	26.240	28.789	37.962	34.486	334.3
11	10'51.910	24.963	27.666	36.647	30.649	
12	1'57.376	24.354	27.038	36.268	29.716	337.5
13	1'57.270	24.410	27.003	36.213	29.644	337.5
14	2'11.082 P	26.327	29.010	40.567	35.178	332.3
15	20'52.703	29.559	29.384	37.625	30.311	
16	1'59.843	24.860	27.562	37.303	30.118	333.3

7th	33	Brad BINDER	Red Bull KTM Factory RSA			
		Runs=11	Total laps=57	Full laps=35	Valid laps=35	
1	4'39.263	25.300	28.662	38.047	30.553	
2	2'04.268	29.249	27.707	37.110	30.202	337.5
3	1'59.260	24.816	27.465	36.849	30.130	338.5
4	2'23.967 P	36.478	29.081	38.093	40.315	336.4
5	13'58.584	30.206	36.368	39.888	29.866	
6	1'57.662	24.376	27.184	36.405	29.697	337.5
7	1'57.657	24.437	27.082	36.424	29.714	334.3
8	2'18.565 P	31.107	31.802	37.465	38.191	326.2
9	29'56.696	24.778	28.019	37.111	31.640	
10	1'57.462	24.355	27.039	36.324	29.744	338.5
11	1'57.683	24.445	27.086	36.290	29.862	338.5
12	2'13.674 P	28.305	28.620	37.277	39.472	337.5
13	55'30.252	26.886	28.664	37.503	30.102	
14	1'58.413	24.695	27.296	36.538	29.884	334.3
15	1'58.177	24.617	27.170	36.490	29.900	334.3

Fastest Lap: Francesco BAGNAIA Ducati Lenovo Team ITA **1'56.682** 24.191 26.871 36.036 29.584

These data/results cannot be reproduced, stored and/or transmitted in whole or in part by any manner of electronic, mechanical, photocopying, recording, broadcasting or otherwise now known or herein after developed without the previous express consent by the copyright owner, except for reproduction in daily press and regular printed publications on sale to the public within 60 days of the event related to those data/results and always provided that copyright symbol appears together as follows below.
© DORNA, 2024



Day 3 Practice

MotoGP

Lap	Lap Time	T1	T2	T3	T4	Speed	Lap	Lap Time	T1	T2	T3	T4	Speed
16	1'58.542	24.571	27.260	36.746	29.965	333.3	12	1'57.487	24.423	27.122	36.223	29.719	335.4
17	2'29.517 P	29.951	32.087	42.068	45.411	318.5	13	1'57.494	24.458	27.041	36.335	29.660	334.3
18	30'20.276	27.007	31.974	37.955	30.309		14	2'23.077 P	29.499	34.562	38.665	40.351	308.5
19	1'59.007	24.689	27.373	36.722	30.223	330.2	15	14'56.765	26.142	28.436	37.254	30.318	
20	1'58.595	24.628	27.248	36.719	30.000	332.3	16	1'57.828	24.586	27.228	36.301	29.713	333.3
21	1'58.618	24.581	27.387	36.626	30.024	332.3	17	1'57.547	24.478	27.164	36.208	29.697	333.3
22	2'30.524 P	31.534	32.292	42.225	44.473	308.5	18	1'57.343	24.441	27.025	36.210	29.667	333.3
23	28'42.485	27.754	28.663	37.685	30.354		19	2'18.886 P	29.867	29.951	36.972	42.096	322.3
24	1'59.700	25.133	27.613	36.829	30.125	331.2	20	29'53.549	25.630	28.469	37.418	30.201	
25	1'59.094	24.754	27.511	36.752	30.077	331.2	21	1'58.054	24.705	27.260	36.292	29.797	332.3
26	1'59.906	25.173	27.599	37.030	30.104	330.2	22	1'57.754	24.498	27.243	36.280	29.733	333.3
27	2'28.392 P	31.638	33.218	40.984	42.552	312.1	23	1'57.662	24.491	27.130	36.361	29.680	332.3
28	2:06'49.473	28.419	29.057	38.160	30.512		24	2'24.626 P	30.695	31.503	40.678	41.750	313.0
29	2'00.197	24.912	27.798	37.254	30.233	329.2	25	28'09.117	25.965	28.350	37.369	30.159	
30	1'59.643	24.777	27.502	37.278	30.086	330.2	26	1'58.663	24.726	27.360	36.517	30.060	331.2
31	2'00.143	24.703	27.557	37.757	30.126	331.2	27	1'58.449	24.593	27.358	36.501	29.997	332.3
32	2'14.703 P	29.776	27.987	37.186	39.754	326.2	28	1'58.407	24.597	27.371	36.554	29.885	333.3
33	36'49.157	26.659	28.916	38.279	30.486		29	2'24.204 P	29.037	31.831	40.976	42.360	314.8
34	2'00.059	24.827	27.740	37.299	30.193	330.2	30	17'40.063	25.926	28.668	37.811	30.334	
35	1'59.682	24.806	27.674	37.108	30.094	331.2	31	1'58.722	24.776	27.427	36.580	29.939	333.3
36	1'59.553	24.738	27.630	37.033	30.152	331.2	32	1'58.127	24.508	27.316	36.383	29.920	334.3
37	2'22.643 P	31.905	30.670	40.304	39.764	329.2		unfinished	24.529	27.468			335.4
38	17'32.375	25.829	28.596	37.959	30.488		33	2'02.119	25.635	28.471	37.788	30.225	
39	2'00.123	25.044	27.802	37.039	30.238	331.2	34	1'59.499	24.853	27.365	36.957	30.324	326.2
40	1'59.917	24.799	27.677	37.082	30.359	332.3	35	1'58.533	24.684	27.249	36.600	30.000	329.2
41	2'24.426 P	29.883	29.582	42.067	42.894	327.2	36	1'58.454	24.452	27.223	36.688	30.091	329.2
42	17'46.851	27.623	30.699	38.614	30.606		37	2'18.511 P	27.604	30.950	40.424	39.533	300.8
43	1'58.856	24.657	27.377	36.895	29.927	331.2	38	16'23.636	25.083	28.115	37.422	30.278	
44	1'58.564	24.543	27.362	36.673	29.986	331.2	39	1'58.514	24.568	27.321	36.684	29.941	327.2
45	1'58.314	24.444	27.258	36.696	29.916	331.2	40	1'57.964	24.354	27.161	36.498	29.951	329.2
46	1'58.274	24.450	27.334	36.535	29.955	331.2	41	1'58.068	24.490	27.207	36.458	29.913	329.2
47	1'58.866	24.532	27.297	36.976	30.061	332.3	42	1'58.042	24.448	27.167	36.488	29.939	328.2
48	1'58.550	24.425	27.375	36.767	29.983	331.2	43	1'58.185	24.452	27.142	36.559	30.032	329.2
49	1'58.735	24.510	27.312	36.764	30.149	331.2	44	1'58.427	24.490	27.259	36.535	30.143	329.2
50	1'58.868	24.611	27.368	36.798	30.091	331.2	45	1'58.234	24.498	27.180	36.519	30.037	328.2
51	1'58.728	24.609	27.408	36.708	30.003	331.2	46	1'58.240	24.459	27.233	36.542	30.006	329.2
52	2'19.503 P	27.347	31.683	41.038	39.435	331.2	47	1'58.310	24.407	27.198	36.524	30.181	330.2
53	21'03.547	26.110	28.658	38.203	30.453		48	1'58.387	24.540	27.176	36.538	30.133	330.2
54	1'57.360	24.419	27.063	36.325	29.553	333.3	49	2'29.186 P	30.848	31.692	42.494	44.152	280.5
55	1'57.307	24.280	27.121	36.309	29.597	332.3	50	44'40.869	27.345	29.130	39.003	33.746	
56	1'57.707	24.503	27.099	36.392	29.713	332.3	51	2'00.775	25.227	27.824	37.336	30.388	317.6
57	2'28.719 P	30.172	32.530	43.918	42.099	313.0	52	1'59.540	24.685	27.460	37.063	30.332	329.2
							53	2'20.142 P	27.534	32.188	40.152	40.268	329.2
							54	14'49.288 P	30.069	33.385	40.886	38.831	
							55	3'01.101 P	26.179	29.841	39.848	38.564	

8th 49 Fabio DI GIANNANT Pertamina Enduro VR ITA
 Runs=12 Total laps=55 Full laps=33 Valid laps=36

1	15'38.053	25.863	29.020	37.828	30.588	
2	1'59.785	24.842	27.651	37.177	30.115	332.3
3	1'58.901	24.612	27.404	36.759	30.126	335.4
4	1'59.241	24.608	27.446	36.826	30.361	335.4
5	2'15.145 P	27.368	30.354	39.644	37.779	335.4
6	11'22.574	24.857	28.339	37.297	30.342	
7	1'59.016	24.677	27.494	36.699	30.146	334.3
8	1'58.760	24.636	27.418	36.624	30.082	335.4
9	2'13.529 P	26.142	29.268	41.902	36.217	311.2
10	11'39.951	24.577	27.922	36.972	30.358	
11	1'57.797	24.474	27.230	36.283	29.810	336.4

9th 31 Pedro ACOSTA Red Bull GASGAS Te SPA
 Runs=7 Total laps=41 Full laps=27 Valid laps=27

1	2'42.967	25.158	28.805	38.040	30.623	
2	1'59.500	24.849	27.660	36.939	30.052	330.2
3	1'59.550	24.829	27.517	37.048	30.156	334.3
4	2'06.320 P	27.104	27.867	36.933	34.416	336.4
5	8'51.476	25.016	32.380	38.557	29.966	
6	1'57.686	24.510	27.340	36.260	29.576	336.4
7	1'58.110	24.234	27.366	36.625	29.885	336.4
8	1'57.698	24.353	27.439	36.196	29.710	335.4

Fastest Lap: Francesco BAGNAIA Ducati Lenovo Team ITA **1'56.682** 24.191 26.871 36.036 29.584

These data/results cannot be reproduced, stored and/or transmitted in whole or in part by any manner of electronic, mechanical, photocopying, recording, broadcasting or otherwise now known or herein after developed without the previous express consent by the copyright owner, except for reproduction in daily press and regular printed publications on sale to the public within 60 days of the event related to those data/results and always provided that copyright symbol appears together as follows below.
 © DORNA, 2024



Day 3 Practice

MotoGP

Lap	Lap Time		T1	T2	T3	T4	Speed	Lap	Lap Time		T1	T2	T3	T4	Speed
9	2'08.593	P	26.325	29.228	38.366	34.674	334.3	21	1'59.054		24.657	27.571	36.789	30.037	328.2
10	10'12.240		25.311	29.000	41.021	33.755		22	1'58.972		24.684	27.508	36.685	30.095	329.2
11	1'57.733		24.599	27.203	36.327	29.604	334.3	23	2'02.217		26.404	28.130	37.273	30.410	330.2
12	1'57.365		24.257	27.165	36.308	29.635	335.4	24	1'59.288		24.730	27.511	36.791	30.256	330.2
13	2'07.041		28.004	30.916	37.766	30.355	334.3	25	2'24.138	P	29.494	31.285	40.292	43.067	321.4
14	2'11.518	P	24.737	32.160	38.800	35.821	321.4	26	39'21.013	P	55.816	30.854	41.043	44.520	
15	1:00'54.639		24.588	28.465	37.298	30.046		27	3'05.708	P	26.145	30.838	39.962	40.223	
16	1'58.874		24.537	27.600	37.083	29.654	332.3	28	3'01.026	P	26.584	31.383	43.070	36.962	
17	1'58.559		24.482	27.451	36.640	29.986	332.3	unfinished							
18	1'58.279		24.522	27.355	36.537	29.865	332.3	29	2'14.046	P	26.125	29.733	39.030	39.158	
19	1'58.353		24.545	27.385	36.682	29.741	332.3	30	3'02.745	P	26.452	30.305	40.472	40.153	
20	1'58.682		24.585	27.501	36.623	29.973	331.2	11th 20 Fabio QUARTARAR Monster Energy Yama FRA							
21	1'58.703		24.622	27.491	36.642	29.948	330.2	Runs=13 Total laps=56 Full laps=31 Valid laps=31							
22	1'58.534		24.611	27.524	36.446	29.953	330.2	1	6'22.427		24.551	28.742	38.030	30.575	
23	1'58.741		24.691	27.517	36.517	30.016	325.3	2	1'59.043		24.637	27.450	36.822	30.134	333.3
24	1'58.804		24.557	27.563	36.759	29.925	330.2	3	1'58.546		24.527	27.359	36.599	30.061	332.3
25	1'58.909		24.531	27.501	36.712	30.165	330.2	4	1'58.431		24.480	27.340	36.605	30.006	333.3
26	2'22.197	P	28.750	33.780	41.850	37.817	324.3	5	2'06.924	P	26.548	28.386	37.407	34.583	324.3
27	3:00'24.776		26.519	29.241	40.301	30.448		6	12'47.989		24.388	27.926	37.131	30.106	
28	1'59.565		24.650	27.740	37.147	30.028	331.2	7	1'57.529		24.420	27.077	36.292	29.740	335.4
29	2'03.145		24.689	27.608	39.359	31.489	331.2	8	1'57.655		24.275	27.190	36.309	29.881	335.4
30	1'59.508		24.706	27.631	37.019	30.152	331.2	9	2'10.878	P	28.200	29.141	39.243	34.294	321.4
31	2'10.462	P	26.442	29.408	39.513	35.099	331.2	10	8'36.696		24.351	28.033	37.453	30.373	
32	22'21.663		26.857	29.200	37.970	30.224		11	2'01.898		24.397	27.079	40.192	30.230	334.3
33	1'59.800		24.793	27.697	37.225	30.085	331.2	12	1'57.525		24.359	27.062	36.325	29.779	335.4
34	1'59.353		24.712	27.569	37.012	30.060	332.3	13	1'57.652		24.294	27.093	36.370	29.895	335.4
35	1'59.027		24.488	27.640	36.867	30.032	330.2	14	2'16.557	P	30.785	30.255	40.396	35.121	306.8
36	2'14.519	P	27.346	29.805	41.509	35.859	324.3	15	48'05.625		40.569	29.279	38.138	30.615	
37	30'38.852		26.002	29.059	39.573	30.606		16	1'59.746		24.754	27.716	37.104	30.172	334.3
38	1'59.987		24.825	27.945	37.182	30.035	332.3	17	2'07.038	P	24.602	27.533	37.250	37.653	333.3
39	1'59.296		24.703	27.534	36.962	30.097	332.3	18	45'59.235		24.305	28.597	37.589	30.174	
40	2'03.209		24.692	27.629	39.593	31.295	333.3	19	1'58.666		24.636	27.382	36.632	30.016	329.2
41	2'12.622	P	24.654	29.308	42.718	35.942	331.2	20	1'58.500		24.524	27.287	36.625	30.064	330.2
10th 36 Joan MIR Repsol Honda Team SPA								21	1'58.689		24.557	27.351	36.609	30.172	331.2
Runs=11 Total laps=30 Full laps=16 Valid laps=17								22	2'08.878	P	26.762	29.523	38.536	34.057	321.4
1	3'55.060		25.876	28.571	37.454	30.384		23	22'35.450		25.433	28.745	37.996	30.463	
2	1'59.535		24.908	27.566	36.958	30.103	329.2	24	1'58.799		24.605	27.379	36.759	30.056	333.3
3	1'58.823		24.547	27.350	36.963	29.963	332.3	25	1'59.012		24.539	27.453	36.830	30.190	334.3
4	1'58.423		24.665	27.285	36.563	29.910	331.2	26	1'59.151		24.577	27.441	36.895	30.238	332.3
5	2'13.605	P	27.411	29.233	39.272	37.689	315.7	27	2'11.907	P	26.706	29.893	39.231	36.077	330.2
6	18'26.000		25.585	27.825	36.684	29.775		28	11'04.745		25.497	29.042	37.687	30.298	
7	1'57.547		24.437	27.180	36.320	29.610	334.3	29	1'59.347		24.837	27.445	36.742	30.323	329.2
8	1'57.374		24.377	27.081	36.263	29.653	334.3	30	1'58.999		24.660	27.441	36.762	30.136	328.2
9	2'12.904	P	26.571	29.675	38.141	38.517	320.4	31	1'59.126		24.582	27.436	36.885	30.223	332.3
10	15'22.033	P	24.659	27.986	36.603	1'33.291		32	2'11.958	P	30.456	28.268	37.987	35.247	329.2
11	15'45.476		30.577	28.599	36.832	30.172		33	1:04'11.133		25.005	28.766	37.869	30.620	
12	2'00.052		24.531	27.224	38.149	30.148	334.3	34	1'59.414		24.702	27.523	36.934	30.255	329.2
13	2'09.662	P	24.418	27.322	36.549	41.373	333.3	35	1'59.171		24.610	27.466	36.895	30.200	329.2
14	2:33'02.128		24.437	28.420	37.255	30.233		36	1'59.432		24.541	27.585	37.030	30.276	331.2
15	1'58.608		24.618	27.385	36.687	29.918	330.2	37	2'16.359	P	28.983	30.739	40.457	36.180	296.7
16	1'58.701		24.727	27.411	36.682	29.881	328.2	38	14'18.122		40.187	30.441	38.637	30.861	
17	1'58.773		24.658	27.430	36.712	29.973	328.2	39	2'00.788		24.978	27.937	37.269	30.604	328.2
18	1'58.742		24.636	27.371	36.689	30.046	329.2	40	2'07.578	P	24.808	28.371	39.456	34.943	329.2
19	1'58.821		24.615	27.396	36.791	30.019	329.2	41	2:03'15.633		25.576	28.835	38.062	31.004	
20	1'59.166		24.727	27.481	36.902	30.056	327.2	42	1'59.809		24.718	27.725	37.081	30.285	330.2

Fastest Lap: Francesco BAGNAIA Ducati Lenovo Team ITA **1'56.682** 24.191 26.871 36.036 29.584

These data/results cannot be reproduced, stored and/or transmitted in whole or in part by any manner of electronic, mechanical, photocopying, recording, broadcasting or otherwise now known or herein after developed without the previous express consent by the copyright owner, except for reproduction in daily press and regular printed publications on sale to the public within 60 days of the event related to those data/results and always provided that copyright symbol appears together as follows below.
© DORNA, 2024

Official MotoGP Timing by TISSOT
www.motogp.com



Day 3 Practice

MotoGP

Lap	Lap Time	T1	T2	T3	T4	Speed	Lap	Lap Time	T1	T2	T3	T4	Speed
43	1'59.512	24.594	27.583	37.037	30.298	332.3	40	11'27.983	26.129	28.260	38.008	30.534	
44	1'59.555	24.705	27.669	36.938	30.243	331.2	41	1'59.965	24.930	27.664	37.066	30.305	330.2
45	2'07.950 P	27.021	28.575	38.193	34.161	324.3	42	1'59.180	24.654	27.513	36.714	30.299	329.2
46	15'36.939	25.784	29.147	38.565	30.712		43	2'10.202 P	24.764	30.797	37.759	36.882	328.2
47	1'59.826	24.746	27.755	37.093	30.232	329.2	44	36'43.525	37.409	28.238	37.429	30.754	
48	1'59.241	24.658	27.595	36.839	30.149	329.2	45	1'59.708	24.852	27.626	36.869	30.361	329.2
49	1'59.231	24.657	27.556	36.805	30.213	330.2	46	1'59.353	24.709	27.639	36.726	30.279	331.2
50	2'04.295 P	24.607	27.590	36.862	35.236	330.2	47	2'10.792 P	26.293	29.185	38.538	36.776	324.3
51	13'06.513	24.889	28.399	37.491	30.366		48	13'40.211	25.645	30.609	37.550	30.112	
52	1'58.383	24.510	27.392	36.605	29.876	333.3	49	1'58.342	24.607	27.305	36.544	29.886	332.3
53	1'58.051	24.405	27.270	36.425	29.951	331.2	50	1'58.219	24.526	27.231	36.395	30.067	331.2
54	1'28.479 P	24.452				331.2	51	1'58.163	24.427	27.175	36.450	30.111	329.2
55	7'30.307	23.435	27.862	37.032	30.267		52	1'58.029	24.405	27.274	36.388	29.962	329.2
56	1'58.538	24.552	27.400	36.641	29.945	328.2	53	1'58.275	24.478	27.328	36.448	30.021	330.2

12th 12 **Maverick VIÑALES** Aprilia Racing SPA
 Runs=13 Total laps=57 Full laps=32 Valid laps=32

1	3'14.278	25.245	28.483	37.744	30.291	
2	1'58.783	24.803	27.286	36.674	30.020	329.2
3	1'58.435	24.587	27.222	36.561	30.065	332.3
4	2'08.548 P	25.928	28.530	37.395	36.695	332.3
5	11'29.119	24.185	27.888	37.400	30.336	
6	1'59.523	24.834	27.433	36.885	30.371	331.2
7	2'02.548	24.802	27.505	39.724	30.517	332.3
8	2'09.948 P	24.836	27.379	40.725	37.008	332.3
9	13'23.884	23.777	27.971	37.153	30.228	
10	1'59.534	25.047	27.504	36.835	30.148	332.3
11	2'06.514 P	24.771	27.417	39.203	35.123	333.3
12	9'45.284	24.026	27.707	36.626	29.838	
13	1'57.572	24.445	27.043	36.348	29.736	334.3
14	2'04.456 P	24.388	27.114	38.225	34.729	333.3
15	8'25.602	23.073	27.583	36.874	29.709	
16	1'57.528	24.336	27.084	36.215	29.893	333.3
17	2'11.706 P	27.285	30.059	38.280	36.082	327.2
18	39'21.375	24.788	27.707	36.916	30.111	
19	1'58.205	24.612	27.223	36.527	29.843	329.2
20	1'57.945	24.475	27.141	36.414	29.915	331.2
21	1'58.090	24.460	27.223	36.471	29.936	331.2
22	2'11.621 P	26.749	29.059	38.811	37.002	317.6
23	23'37.685	24.976	27.714	36.888	30.029	
24	1'57.968	24.586	27.190	36.401	29.791	334.3
25	1'58.126	24.496	27.136	36.409	30.085	331.2
26	2'09.551 P	26.760	28.877	37.500	36.414	321.4
27	12'34.245	40.272	29.923	38.106	30.794	
28	1'58.764	24.786	27.369	36.504	30.105	332.3
29	1'59.551	24.590	27.342	36.712	30.907	331.2
30	2'06.654 P	25.444	27.522	36.865	36.823	329.2
31	25'08.961	38.731	28.478	37.071	30.488	
32	2'00.821	25.621	27.676	37.263	30.261	330.2
33	1'59.415	25.026	27.517	36.673	30.199	331.2
34	2'12.064 P	24.825	29.928	39.432	37.879	331.2
35	2'39'18.156	25.250	28.311	37.702	31.246	
36	2'00.881	25.026	28.151	37.186	30.518	326.2
37	2'00.089	24.786	27.881	36.877	30.545	328.2
38	1'59.953	24.746	27.647	36.936	30.624	330.2
39	2'07.413 P	26.396	27.593	36.823	36.601	323.3

13th 30 **Takaaki NAKAGAMI** IDEMITSU Honda LC JPN
 Runs=8 Total laps=32 Full laps=18 Valid laps=18

1	3'56.892	27.470	29.401	38.688	33.259	
2	1'59.984	25.205	27.572	37.007	30.200	325.3
3	1'59.144	24.873	27.368	36.807	30.096	330.2
4	2'06.375 P	25.262	27.414	36.942	36.757	320.4
5	14'23.850	26.601	30.079	38.339	30.453	
6	1'59.476	24.632	27.278	37.337	30.229	331.2
7	1'57.833	24.624	27.058	36.381	29.770	331.2
8	2'11.988 P	25.978	30.416	38.969	36.625	327.2
9	23'12.741	27.174	29.482	38.170	30.450	
10	2'05.032	24.607	31.235	38.469	30.721	335.4
11	2'03.872	24.589	27.158	41.449	30.676	331.2
12	2'17.175 P	29.074	30.520	39.329	38.252	331.2
13	11'46.760	25.713	30.533	39.417	31.063	
14	1'57.813	24.526	27.181	36.349	29.757	333.3
15	1'57.765	24.566	27.135	36.337	29.727	332.3
16	2'12.331 P	26.222	30.292	38.944	36.873	322.3
17	41'26.361	30.689	29.759	39.206	31.358	
18	2'00.284	25.005	27.710	37.311	30.258	327.2
19	1'59.141	24.761	27.451	36.903	30.026	329.2
20	1'58.733	24.641	27.384	36.747	29.961	329.2
21	2'12.441 P	25.499	30.215	38.745	37.982	323.3
22	1:08'30.778	37.153	30.232	40.073	31.140	
23	2'01.238	25.239	27.906	37.601	30.492	327.2
24	1'59.359	24.910	27.326	36.827	30.296	329.2
25	1'59.038	24.741	27.349	36.839	30.109	330.2
26	2'00.484	25.209	27.801	37.216	30.258	330.2
27	2'07.489 P	24.879	27.477	39.307	35.826	329.2
28	2:00'23.221	39.417	31.760	40.032	31.027	
29	2'01.681	25.187	28.229	37.926	30.339	323.3
30	1'59.408	24.763	27.413	37.112	30.120	325.3
31	1'59.410	24.719	27.634	36.920	30.137	326.2
32	2'10.103 P	24.684	27.408	41.804	36.207	325.3
	unfinished	27.826				

Fastest Lap: Francesco BAGNAIA Ducati Lenovo Team ITA **1'56.682** 24.191 26.871 36.036 29.584

These data/results cannot be reproduced, stored and/or transmitted in whole or in part by any manner of electronic, mechanical, photocopying, recording, broadcasting or otherwise now known or herein after developed without the previous express consent by the copyright owner, except for reproduction in daily press and regular printed publications on sale to the public within 60 days of the event related to those data/results and always provided that copyright symbol appears together as follows below.
 © DORNA, 2024



Day 3 Practice

MotoGP

Lap	Lap Time	T1	T2	T3	T4	Speed	Lap	Lap Time	T1	T2	T3	T4	Speed		
14th	43	Jack MILLER				Red Bull KTM Factory AUS			54	1'59.682	24.763	27.596	36.961	30.362	327.2
		Runs=12	Total laps=60	Full laps=37	Valid laps=37				55	2'10.305	28.946	31.773	38.563	31.023	327.2
1	4'34.264	26.483	28.795	37.835	30.573		56	1'59.662	24.781	27.599	36.977	30.305	327.2		
2	1'59.963	24.842	27.758	37.048	30.315	331.2	57	2'09.766 P	25.492	28.310	38.213	37.751	318.5		
3	1'59.215	24.696	27.603	36.670	30.246	328.2	58	10'15.554	24.885	29.018	37.278	30.486			
4	1'58.941	24.826	27.341	36.666	30.108	332.3	59	1'58.520	24.517	27.301	36.622	30.080	327.2		
5	2'04.080	24.686	27.464	39.980	31.950	332.3	60	2'00.372	24.804	27.891	37.285	30.392	324.3		
6	2'12.808 P	26.317	29.086	39.220	38.185	311.2	15th 42 Alex RINS								
7	10'17.050	23.422	29.241	38.412	37.214			Runs=9	Total laps=52	Full laps=34	Valid laps=34	Monster Energy Yama SPA			
8	1'57.851	24.657	27.153	36.291	29.750	335.4	1	2'08.305	25.690	29.520	38.789	31.008			
9	1'57.915	24.432	27.145	36.533	29.805	335.4	2	1'59.885	24.884	27.751	37.034	30.216	329.2		
10	2'21.892 P	28.834	33.896	40.438	38.724	314.8	3	1'59.122	24.699	27.607	36.793	30.023	330.2		
11	15'40.290	26.694	29.202	41.979	32.075		4	2'16.379 P	27.942	29.856	41.118	37.463	331.2		
12	2'13.185	27.893	35.290	39.071	30.931	332.3	5	11'02.861	28.425	29.149	37.911	30.299			
13	2'13.295	24.572	30.698	44.751	33.274	333.3	6	2'02.309	25.728	28.463	37.856	30.262	319.5		
14	2'04.189	24.640	27.339	41.086	31.124	333.3	7	1'58.368	24.516	27.423	36.554	29.875	331.2		
15	1'58.213	24.560	27.275	36.408	29.970	332.3	8	1'58.294	24.506	27.333	36.539	29.916	330.2		
16	2'18.669 P	28.406	31.192	40.638	38.433	312.1	9	2'20.042 P	27.856	31.527	40.989	39.670	305.0		
17	18'47.408	27.674	29.830	37.498	31.578		10	15'52.674	25.372	28.644	38.147	30.286			
18	1'57.965	24.593	27.188	36.295	29.889	333.3	11	1'59.881	24.665	27.786	37.252	30.178	332.3		
19	1'58.081	24.447	27.245	36.464	29.925	330.2	12	1'58.025	24.539	27.257	36.472	29.757	333.3		
20	2'33.267 P	30.441	33.489	43.957	45.380	320.4	13	1'57.879	24.380	27.225	36.389	29.885	332.3		
21	21'55.474	26.383	28.958	39.983	30.911		14	2'26.208 P	31.246	31.762	41.062	42.138	311.2		
22	1'59.635	24.811	27.445	37.200	30.179	330.2	15	47'10.968	26.554	30.688	38.761	30.692			
23	1'59.268	24.781	27.565	36.755	30.167	330.2	16	1'59.581	24.772	27.633	36.766	30.410	328.2		
24	1'59.329	24.692	27.420	37.147	30.070	332.3	17	1'59.103	24.738	27.469	36.796	30.100	326.2		
25	1'59.115	24.676	27.467	36.804	30.168	331.2	18	1'59.376	24.703	27.522	36.924	30.227	333.3		
26	2'22.128 P	29.778	30.789	41.636	39.925	309.4	19	2'18.636 P	28.829	30.589	40.887	38.331	327.2		
27	27'55.763	26.317	29.577	37.796	30.710		20	15'11.736	27.117	28.265	37.503	30.207			
28	1'59.255	24.816	27.441	36.901	30.097	329.2	21	1'59.091	24.662	27.644	36.832	29.953	330.2		
29	1'59.220	24.776	27.465	36.856	30.123	328.2	22	1'59.312	24.520	27.438	36.784	30.570	332.3		
30	1'59.646	24.844	27.606	37.032	30.164	329.2	23	1'59.075	24.690	27.496	36.846	30.043	331.2		
31	2'00.201	24.851	27.591	37.020	30.739	329.2	24	2'19.936 P	28.227	32.009	40.897	38.803	309.4		
32	2'27.623 P	29.172	32.115	44.218	42.118	297.5	25	23'56.628	27.162	29.133	38.859	30.925			
33	20'49.761	25.648	28.508	37.490	30.271		26	2'00.362	25.076	27.840	37.194	30.252	329.2		
34	1'59.239	24.744	27.485	36.855	30.155	332.3	27	2'00.007	24.846	27.648	37.235	30.278	326.2		
35	1'59.636	24.844	27.574	36.931	30.287	332.3	28	2'00.043	24.873	27.729	37.159	30.282	328.2		
36	2'00.436	24.709	27.572	37.114	31.041	333.3	29	2'19.139 P	28.874	31.986	39.987	38.292	294.2		
37	2'28.547 P	28.841	31.966	46.149	41.591	321.4	30	18'53.465	24.898	29.318	37.869	30.548			
38	3:18'14.829	30.854	28.994	38.626	31.895		31	1'59.766	24.903	27.679	36.992	30.192	328.2		
39	2'01.342	25.066	28.069	37.602	30.605	326.2	32	1'59.879	24.854	27.650	37.109	30.266	326.2		
40	2'00.575	24.910	27.892	37.174	30.599	328.2	33	2'00.377	24.907	27.758	37.304	30.408	325.3		
41	2'17.935 P	28.289	31.239	41.325	37.082	321.4	34	2'26.275 P	27.923	31.615	43.154	43.583	295.8		
42	22'39.396	24.847	28.677	37.526	30.396		35	3:25'20.901	27.056	29.567	39.145	30.872			
43	2'00.006	24.862	27.756	37.081	30.307	327.2	36	2'00.512	25.114	27.823	37.228	30.347	325.3		
44	2'00.248	24.780	27.805	37.103	30.560	328.2	37	1'59.766	24.893	27.715	36.910	30.248	326.2		
45	2'00.013	24.892	27.768	37.015	30.338	328.2	38	1'59.521	24.743	27.552	36.846	30.380	327.2		
46	2'00.097	24.795	27.726	37.100	30.476	327.2	39	1'59.390	24.701	27.539	36.973	30.177	328.2		
47	2'15.526 P	27.915	30.088	40.083	37.440	320.4	40	1'59.624	24.688	27.637	36.864	30.435	330.2		
48	17'07.505	31.380	29.848	37.574	30.402		41	2'15.608 P	28.399	30.041	39.554	37.614	322.3		
49	1'59.172	24.715	27.506	36.641	30.310	327.2	42	27'50.714	25.422	29.504	41.355	30.809			
50	1'59.310	24.642	27.450	36.928	30.290	326.2	43	1'58.931	24.663	27.539	36.788	29.941	329.2		
51	2'25.805 P	31.915	32.863	39.410	41.617	328.2	44	1'58.869	24.619	27.541	36.689	30.020	328.2		
52	12'04.776	25.637	29.707	38.180	31.157		45	1'58.993	24.520	27.520	36.685	30.268	328.2		
53	1'59.614	24.855	27.564	36.874	30.321	327.2	46	1'59.053	24.614	27.573	36.760	30.106	328.2		

Fastest Lap: Francesco BAGNAIA Ducati Lenovo Team ITA **1'56.682** 24.191 26.871 36.036 29.584

These data/results cannot be reproduced, stored and/or transmitted in whole or in part by any manner of electronic, mechanical, photocopying, recording, broadcasting or otherwise now known or herein after developed without the previous express consent by the copyright owner, except for reproduction in daily press and regular printed publications on sale to the public within 60 days of the event related to those data/results and always provided that copyright symbol appears together as follows below.
© DORNA, 2024



Day 3 Practice

MotoGP

Lap	Lap Time	T1	T2	T3	T4	Speed	Lap	Lap Time	T1	T2	T3	T4	Speed
47	1'59.216	24.575	27.682	36.791	30.168	328.2	4	2'07.536 P	25.463	27.684	39.402	34.987	332.3
48	1'59.573	24.637	27.699	36.968	30.269	329.2	5	6'39.067	27.770	29.653	38.197	30.735	
49	1'59.484	24.668	27.598	37.073	30.145	328.2	6	1'59.853	24.905	27.646	37.025	30.277	327.2
50	1'59.600	24.692	27.662	36.974	30.272	329.2	7	2'00.040	24.831	27.569	37.110	30.530	333.3
51	1'59.873	24.855	27.694	37.007	30.317	327.2	8	2'06.245 P	25.019	28.473	37.322	35.431	325.3
52	2'30.134 P	34.492	33.084	42.151	40.407	329.2	9	21'19.209	24.875	28.661	37.611	30.605	

16th 5 **Johann ZARCO** CASTROL Honda LC FRA
 Runs=8 Total laps=41 Full laps=25 Valid laps=25

1	2'13.996	24.947	28.861	38.046	30.662	
2	1'59.533	24.812	27.559	36.916	30.246	330.2
3	1'59.046	24.725	27.395	36.666	30.260	329.2
4	2'09.021 P	26.080	28.705	37.949	36.287	307.6
5	7'57.712	25.545	28.948	38.406	30.860	
6	1'59.313	24.743	27.570	36.761	30.239	332.3
7	1'59.310	24.645	27.544	36.688	30.433	332.3
8	2'21.161 P	28.251	31.335	41.449	40.126	290.3
9	21'20.652	25.009	29.609	39.845	30.251	
10	1'58.630	24.617	27.311	36.634	30.068	332.3
11	2'16.569 P	24.559	27.246	45.338	39.426	330.2
12	11'25.254	25.035	28.290	38.166	30.594	
13	1'57.942	24.504	27.118	36.334	29.986	336.4
14	2'02.016	24.443	27.174	40.264	30.135	336.4
15	1'58.435	24.526	27.247	36.551	30.111	332.3
16	2'15.094 P	32.664	29.551	37.205	35.674	298.3
17	46'32.169	25.858	28.357	37.849	30.407	
18	1'59.270	24.863	27.433	36.760	30.214	329.2
19	1'59.170	24.721	27.504	36.757	30.188	330.2
20	1'59.360	24.784	27.481	36.825	30.270	331.2
21	2'01.618	24.823	29.538	36.920	30.337	331.2
22	1'59.701	24.748	27.664	36.975	30.314	331.2
23	2'00.364	24.792	28.148	37.082	30.342	331.2
24	2'00.575	24.841	28.102	37.227	30.405	334.3
25	2'00.391	24.946	27.836	37.175	30.434	330.2
26	2'00.291	24.919	27.769	37.132	30.471	330.2
27	2'00.054	24.860	27.740	37.001	30.453	332.3
28	2'29.717 P	32.419	34.800	42.150	40.348	266.6
29	3:37'44.480	26.414	29.221	38.077	30.334	
30	1'59.531	24.688	27.608	37.075	30.160	331.2
31	2'00.474	24.727	28.154	37.334	30.259	328.2
32	2'18.345 P	24.698	31.021	43.129	39.497	326.2
33	11'12.876	25.244	29.316	37.983	30.543	
34	2'00.023	24.997	27.752	37.018	30.256	326.2
35	1'59.623	24.713	27.714	36.905	30.291	330.2
36	2'16.229 P	25.125	28.721	41.372	41.011	322.3
37	38'22.430	27.218	30.331	38.744	30.590	
38	1'59.672	24.911	27.651	36.870	30.240	325.3
39	1'59.387	24.786	27.604	36.781	30.216	328.2
40	1'59.294	24.717	27.562	36.712	30.303	328.2
41	2'15.885 P	24.788	31.492	39.988	39.617	329.2

17th 72 **Marco BEZZECCHI** Pertamina Enduro VR ITA
 Runs=13 Total laps=56 Full laps=31 Valid laps=31

1	9'16.412	28.025	32.153	38.554	30.942	
2	2'01.706	25.887	27.995	37.271	30.553	332.3
3	1'59.816	24.873	27.579	37.210	30.154	330.2

10	2'00.083	24.907	27.773	36.982	30.421	333.3
11	2'02.629	24.844	27.616	39.475	30.694	334.3
12	1'59.908	24.791	27.598	37.047	30.472	332.3
13	2'08.859 P	26.151	28.149	37.967	36.592	325.3
14	11'51.792	24.744	28.490	37.830	30.302	
15	2'00.069	24.947	27.698	37.128	30.296	332.3
16	2'08.780 P	24.937	27.596	39.701	36.546	337.5
17	17'02.732	26.368	31.359	38.237	31.094	
18	1'59.001	24.791	27.394	36.681	30.135	330.2
19	1'58.743	24.696	27.335	36.655	30.057	332.3
20	2'08.312 P	25.064	28.308	37.779	37.161	329.2
21	1:05'46.804	26.052	28.664	38.489	32.483	
22	1'59.376	24.892	27.559	36.745	30.180	330.2
23	1'58.792	24.649	27.291	36.699	30.153	330.2
24	1'58.685	24.574	27.393	36.576	30.142	330.2
25	2'05.693 P	24.898	28.558	37.210	35.027	330.2
26	36'46.213	24.905	28.449	37.826	30.544	
27	1'59.286	24.845	27.467	36.853	30.121	330.2
28	1'58.924	24.696	27.438	36.674	30.116	330.2
29	2'00.594	24.617	27.413	38.062	30.502	331.2
30	1'59.129	24.623	27.428	36.721	30.357	330.2
31	2'10.652 P	26.618	30.222	38.531	35.281	328.2
32	21'59.124	27.819	29.471	37.780	30.454	
33	2'00.201	24.846	27.665	37.382	30.308	327.2
34	1'59.962	25.039	27.620	36.891	30.412	329.2
35	1'59.798	24.745	27.615	36.882	30.556	330.2
36	2'11.891 P	26.731	29.634	38.629	36.897	330.2
37	1:59'08.495	25.249	29.698	38.591	50.820	
38	2'01.187	25.881	27.864	37.145	30.297	319.5
39	1'58.774	24.592	27.402	36.812	29.968	326.2
40	1'58.530	24.522	27.221	36.630	30.157	328.2
41	2'09.136 P	24.721	30.330	39.159	34.926	329.2
42	34'39.620	24.856	28.550	37.588	30.589	
43	1'59.199	24.700	27.628	36.635	30.236	327.2
44	1'59.471	24.615	27.431	37.263	30.162	328.2
45	1'59.208	24.680	27.462	36.775	30.291	327.2
46	2'13.956 P	24.629	30.989	39.986	38.352	328.2
47	6'59.657	26.617	28.780	38.134	30.572	
48	2'00.253	25.049	27.729	37.105	30.370	325.3
49	1'59.882	24.700	27.622	37.042	30.518	328.2
50	2'21.540 P	24.817	35.632	41.629	39.462	327.2
51	8'27.760	24.698	30.884	37.752	30.376	
52	2'03.299	24.756	27.851	39.672	31.020	332.3
53	2'00.244	24.839	27.744	37.132	30.529	329.2
54	2'23.544 P	28.276	34.374	39.256	41.638	325.3
55	17'04.864	25.321	31.739	39.238	30.689	
56	1'57.995	24.563	27.256	36.391	29.785	327.2
	unfinished	24.437				329.2

Fastest Lap: Francesco BAGNAIA Ducati Lenovo Team ITA **1'56.682** 24.191 26.871 36.036 29.584

These data/results cannot be reproduced, stored and/or transmitted in whole or in part by any manner of electronic, mechanical, photocopying, recording, broadcasting or otherwise now known or herein after developed without the previous express consent by the copyright owner, except for reproduction in daily press and regular printed publications on sale to the public within 60 days of the event related to those data/results and always provided that copyright symbol appears together as follows below.
 © DORNA, 2024



Day 3 Practice

MotoGP

Lap	Lap Time	T1	T2	T3	T4	Speed	Lap	Lap Time	T1	T2	T3	T4	Speed	
18th	88	Miguel OLIVEIRA				Trackhouse Racing	POR	54	1'58.049	24.516	27.358	36.336	29.839	332.3
		Runs=12	Total laps=55	Full laps=31	Valid laps=31		55	2'13.001	P	27.533	30.677	39.177	35.614	322.3
1	10'31.368	27.715	29.092	38.366	30.724									
2	2'01.707	25.148	27.513	38.614	30.432	328.2								
3	1'59.046	24.865	27.357	36.814	30.010	331.2								
4	2'11.617	P	28.097	28.863	37.925	36.732					335.4			
5	25'03.560	26.666	28.456	37.598	30.377									
6	1'59.231	24.959	27.304	36.850	30.118	332.3								
7	1'58.943	24.719	27.261	36.841	30.122	334.3								
8	2'09.180	P	26.247	29.317	38.168	35.448					330.2			
9	13'13.065	27.179	28.286	37.439	30.166									
10	2'01.757	24.701	29.275	37.627	30.154	331.2								
11	1'58.437	24.645	27.350	36.538	29.904	334.3								
12	2'11.137	P	28.088	29.404	38.436	35.209					332.3			
13	23'58.207	27.220	29.645	38.348	30.814									
14	1'58.824	24.824	27.445	36.638	29.917	332.3								
15	1'58.081	24.667	27.097	36.480	29.837	334.3								
16	2'07.908	P	25.831	28.994	38.001	35.082					327.2			
17	11'48.242	27.975	29.711	37.503	30.201									
18	1'58.355	24.718	27.279	36.548	29.810	331.2								
19	1'58.000	24.507	27.311	36.403	29.779	334.3								
20	2'12.337	P	27.703	31.627	38.260	34.747					310.3			
21	48'18.184	30.671	28.462	37.901	30.435									
22	1'59.745	24.999	27.605	37.060	30.081	330.2								
23	1'58.854	24.683	27.544	36.658	29.969	332.3								
24	1'58.972	24.785	27.396	36.719	30.072	333.3								
25	2'13.264	P	27.122	30.125	39.409	36.608					320.4			
26	17'24.592	26.712	29.090	38.594	30.729									
27	2'05.779	28.856	28.702	37.668	30.553	328.2								
28	1'59.941	24.944	27.586	37.145	30.266	331.2								
29	1'59.829	24.960	27.575	37.072	30.222	331.2								
30	2'14.329	P	28.762	31.877	37.773	35.917					299.1			
31	22'01.839	27.097	29.364	38.742	30.660									
32	1'59.993	25.046	27.705	37.150	30.092	326.2								
33	1'59.785	25.066	27.565	36.902	30.252	331.2								
34	1'59.478	24.802	27.628	36.825	30.223	331.2								
35	2'13.499	P	27.350	30.694	39.543	35.912					304.2			
36	2:33'46.315	26.923	29.683	38.501	30.586									
37	1'59.178	24.903	27.510	36.800	29.965	328.2								
38	1'58.922	24.771	27.438	36.767	29.946	329.2								
39	2'11.108	P	26.308	29.792	39.127	35.881					307.6			
40	12'19.630	30.493	29.762	38.360	30.861									
41	2'00.107	25.024	27.782	37.054	30.247	328.2								
42	1'59.850	24.820	27.616	36.809	30.605	329.2								
43	2'10.848	P	24.891	27.511	39.932	38.514					332.3			
44	23'46.237	27.231	29.550	38.556	30.503									
45	1'59.136	24.841	27.610	36.726	29.959	329.2								
46	1'59.039	24.803	27.431	36.766	30.039	331.2								
47	1'59.151	24.684	27.467	36.882	30.118	330.2								
48	2'07.489	24.710	32.924	39.046	30.809	331.2								
49	1'59.291	24.793	27.637	36.778	30.083	331.2								
50	1'59.166	24.805	27.552	36.682	30.127	329.2								
51	2'13.972	P	24.778	31.234	40.294	37.666					331.2			
52	26'41.343	27.148	29.256	38.045	30.309									
53	1'58.554	24.731	27.488	36.452	29.883	330.2								
19th	10	Luca MARINI				Repsol Honda Team	ITA							
		Runs=10	Total laps=43	Full laps=23	Valid laps=23									
1	2'08.551	25.301	29.595	38.725	31.085									
2	2'00.278	25.106	27.738	37.090	30.344	316.7								
3	1'59.109	24.663	27.457	36.896	30.093	333.3								
4	2'14.917	P	27.924	31.827	38.165	37.001					335.4			
5	13'41.140	30.508	29.275	38.475	30.518									
6	1'58.321	24.559	27.276	36.593	29.893	334.3								
7	2'09.505	28.145	28.801	40.403	32.156	334.3								
8	2'06.266	P	24.600	27.242	38.893	35.531					332.3			
9	6'38.497	25.683	28.407	38.535	30.312									
10	1'58.026	24.544	27.136	36.493	29.853	333.3								
11	1'58.125	24.494	27.216	36.556	29.859	333.3								
12	2'17.011	P	27.821	30.450	40.494	38.246					313.9			
13	18'41.308	25.493	28.330	37.489	30.159									
14	1'58.897	24.673	27.334	36.879	30.011	333.3								
15	1'58.936	24.617	27.394	36.891	30.034	334.3								
16	2'18.533	P	28.051	32.709	40.763	37.010					313.9			
17	37'38.422	25.384	28.609	37.357	30.116									
18	2'00.087	24.775	27.932	37.311	30.069	332.3								
19	1'58.699	24.653	27.375	36.773	29.898	332.3								
20	2'11.889	P	26.778	29.954	39.559	35.598					328.2			
21	12'24.295	25.606	28.137	37.453	30.087									
22	1'58.147	24.577	27.148	36.608	29.814	331.2								
23	1'58.114	24.486	27.270	36.536	29.822	331.2								
24	2'18.125	P	28.726	33.662	40.118	35.619					331.2			
25	1:46'17.868	31.875	29.310	40.336	34.804									
26	1'59.290	24.836	27.328	36.866	30.260	331.2								
27	1'58.644	24.648	27.272	36.793	29.931	331.2								
28	1'58.874	24.750	27.401	36.692	30.031	329.2								
29	1'59.205	24.779	27.445	36.863	30.118	332.3								
30	1'59.220	24.807	27.413	36.824	30.176	330.2								
31	1'59.263	24.826	27.376	36.853	30.208	330.2								
32	2'13.108	P	27.899	29.512	39.503	36.194					326.2			
33	31'58.949	26.015	28.311	37.723	32.406									
34	2'00.984	24.815	28.108	37.179	30.882	329.2								
35	1'59.800	24.743	27.707	37.134	30.216	331.2								
36	2'10.800	P	24.794	27.680	36.942	41.384					330.2			
37	2:52'01.665	25.398	28.198	37.882	30.295									
38	1'59.355	24.875	27.443	36.939	30.098	330.2								
39	2'02.943	P	24.640	27.358	36.851	34.094					331.2			
40	7'17.348	24.200	27.9											

Day 3 Practice

MotoGP

Lap	Lap Time	T1	T2	T3	T4	Speed	Lap	Lap Time	T1	T2	T3	T4	Speed
6	6'50.509	24.752	28.514	38.291	30.870		14	1'58.767	24.675	27.454	36.582	30.056	332.3
7	2'03.068	25.133	28.067	38.953	30.915	331.2	15	2'13.361 P	28.457	30.023	39.420	35.461	327.2
8	2'07.616 P	26.242	28.684	38.151	34.539	331.2	16	11'03.375	26.559	28.916	37.920	34.867	
9	12'53.235	26.394	28.968	38.765	36.628		17	1'59.094	24.793	27.435	36.662	30.204	328.2
10	2'08.738 P	25.271	28.257	38.227	36.983	324.3	18	2'05.313	24.797	30.888	39.076	30.552	332.3
11	34'25.449	24.385	28.687	45.920	30.715		19	1'59.007	24.715	27.503	36.738	30.051	333.3
12	1'59.433	24.773	27.568	36.936	30.156	330.2	20	1'58.857	24.595	27.488	36.642	30.132	332.3
13	1'59.027	24.588	27.488	36.814	30.137	333.3	21	2'25.124 P	35.481	32.319	39.458	37.866	311.2
14	2'06.242	28.138	29.063	38.549	30.492	328.2	22	34'55.478	25.716	29.337	38.141	34.441	
15	2'04.392 P	24.711	27.445	36.871	35.365	331.2	23	1'59.760	25.039	27.594	36.797	30.330	325.3
16	9'55.182	25.314	30.514	39.892	30.181		24	1'59.073	24.734	27.463	36.779	30.097	332.3
17	1'58.732	24.676	27.446	36.629	29.981	332.3	25	1'58.787	24.616	27.435	36.631	30.105	331.2
18	1'58.673	24.516	27.419	36.770	29.968	332.3	26	1'58.740	24.650	27.456	36.591	30.043	331.2
19	2'16.142 P	30.207	31.819	38.876	35.240	329.2	27	2'17.659 P	26.339	34.167	41.301	35.852	330.2
20	16'51.479	31.416	31.540	44.119	31.212		28	57'19.590	31.137	30.158	37.397	30.488	
21	1'59.994	24.903	27.698	37.111	30.282	332.3	29	1'59.376	24.878	27.635	36.753	30.110	329.2
22	1'59.645	24.904	27.605	36.842	30.294	330.2	30	1'59.433	24.802	27.567	36.819	30.245	333.3
23	2'00.393	25.087	27.709	37.161	30.436	323.3	31	1'59.442	24.778	27.530	36.839	30.295	332.3
24	2'14.669 P	29.354	28.908	40.224	36.183	326.2	32	1'59.846	24.888	27.744	36.933	30.281	331.2
25	32'03.173	28.988	28.695	40.263	30.730		33	2'20.894 P	30.499	32.217	40.371	37.807	325.3
26	2'00.345	24.908	27.839	37.284	30.314	331.2	34	16'12.681	26.752	30.275	38.539	30.888	
27	2'00.103	24.843	27.756	37.155	30.349	333.3	35	2'01.954	25.206	28.733	37.563	30.452	325.3
28	2'00.529	24.899	27.819	37.351	30.460	325.3	36	2'00.916	25.170	27.786	37.380	30.580	325.3
29	2'14.053	33.677	30.411	39.213	30.752	324.3	37	2'09.082 P	25.035	27.775	37.341	38.931	324.3
30	2'12.312 P	25.007	32.800	39.439	35.066	331.2	38	24'07.681	26.470	28.982	38.122	30.946	
31	17'21.154	26.831	29.836	39.323	30.760		39	2'01.222	25.145	27.971	37.369	30.737	325.3
32	2'01.193	25.100	28.005	37.561	30.527	331.2	40	2'00.315	25.018	27.822	37.076	30.399	324.3
33	2'00.590	25.004	27.869	37.264	30.453	331.2	41	2'00.009	24.887	27.844	37.002	30.276	324.3
34	2'07.554	25.114	32.760	38.807	30.873	327.2	42	2'19.113 P	29.785	29.766	39.133	40.429	324.3
35	2'11.513 P	25.133	28.422	42.068	35.890	331.2	43	2:05'52.123	26.610	29.730	39.478	33.131	
36	20'22.408	25.986	30.642	41.186	30.206		44	2'09.886	28.574	31.233	39.162	30.917	306.8
37	1'58.681	24.589	27.445	36.700	29.947	330.2	45	1'59.864	24.978	27.712	36.942	30.232	329.2
38	1'58.932	24.575	27.454	36.729	30.174	332.3	46	1'59.361	24.755	27.600	36.755	30.251	327.2
39	2'07.373 P	24.910	28.080	39.032	35.351	328.2	47	2'11.655 P	24.786	29.770	40.470	36.629	328.2
40	13'46.403	25.587	28.658	37.527	30.768		48	11'54.125	25.957	29.249	38.165	30.734	
41	2'00.882	24.772	27.942	37.658	30.510	328.2	49	1'59.737	24.842	27.653	36.899	30.343	328.2
42	1'59.460	24.785	27.604	36.903	30.168	328.2	50	2'02.609	24.860	27.933	39.029	30.787	328.2
43	1'48.930 P	31.895				329.2	51	2'00.230	24.852	27.808	36.989	30.581	328.2
44	2'56.421 P	26.859					52	2'09.795 P	26.139	29.403	37.876	36.377	315.7
45	3'53.302 P	32.360	51.536	41.859	40.095		53	41'29.004	29.766	29.589	38.908	30.999	

21st 37 Augusto FERNAND Red Bull GASGAS Te SPA
 Runs=12 Total laps=60 Full laps=36 Valid laps=36

1	4'50.421	25.591	29.635	38.873	31.340	
2	2'01.908	25.378	27.999	37.611	30.920	325.3
3	2'01.223	25.240	28.007	37.277	30.699	332.3
4	2'00.536	25.046	27.796	37.073	30.621	330.2
5	2'02.993	25.025	27.903	38.985	31.080	332.3
6	2'05.539 P	25.072	27.918	37.079	35.470	331.2
7	11'52.431	28.602	28.888	40.455	33.035	
8	1'59.793	24.954	27.632	36.830	30.377	327.2
9	1'58.871	24.671	27.436	36.554	30.210	330.2
10	2'05.219 P	24.711	27.369	36.811	36.328	330.2
11	9'26.440	23.292	28.276	37.563	32.636	
12	1'59.629	24.795	27.465	36.889	30.480	330.2
13	1'58.895	24.694	27.430	36.565	30.206	331.2

22nd 32 Lorenzo SAVADORI Trackhouse Racing ITA
 Runs=18 Total laps=64 Full laps=34 Valid laps=34

1	18'37.850	27.882	30.562	39.116	38.263	
2	2'11.923	25.369	28.611	43.931	34.012	326.2
3	2'00.983	25.133	27.779	37.264	30.807	326.2
4	2'01.595	25.432	27.713	37.499	30.951	331.2
5	2'11.310 P	26.881	29.207	38.881	36.341	323.3
6	14'16.079	35.920	34.278	38.190	33.198	

Fastest Lap: Francesco BAGNAIA Ducati Lenovo Team ITA **1'56.682** 24.191 26.871 36.036 29.584

These data/results cannot be reproduced, stored and/or transmitted in whole or in part by any manner of electronic, mechanical, photocopying, recording, broadcasting or otherwise now known or herein after developed without the previous express consent by the copyright owner, except for reproduction in daily press and regular printed publications on sale to the public within 60 days of the event related to those data/results and always provided that copyright symbol appears together as follows below.
 © DORNA, 2024

Day 3 Practice

MotoGP

Lap	Lap Time	T1	T2	T3	T4	Speed	Lap	Lap Time	T1	T2	T3	T4	Speed
7	1'59.592	24.908	27.420	36.921	30.343	329.2	62	2'04.109	25.524	28.588	38.463	31.534	321.4
8	1'59.144	24.651	27.306	36.819	30.368	332.3	63	2'33.266 P	26.526	32.560	54.876	39.304	316.7
9	2'13.463 P	27.695	29.362	38.972	37.434	331.2	64	2'54.994 P	36.486	30.553	41.514	38.959	
10	13'44.538	28.164	28.532	38.968	31.993								
11	2'24.549	39.387	30.548	43.896	30.718	336.4							
12	1'58.814	24.651	27.205	36.730	30.228	334.3							
13	2'18.203 P	26.928	35.156	38.978	37.141	332.3							
14	41'14.328	26.500	29.446	49.703	34.646								
15	2'01.194	25.154	27.711	37.746	30.583	329.2							
16	2'08.851	30.105	28.779	38.685	31.282	331.2							
17	2'02.080	25.273	27.728	37.404	31.675	329.2							
18	2'01.644	25.121	27.750	37.979	30.794	330.2							
19	2'16.034 P	27.360	31.943	39.440	37.291	317.6							
20	23'02.050	28.908	29.874	39.768	31.829								
21	2'05.378	26.090	28.867	38.805	31.616	323.3							
22	2'03.455	25.757	28.223	38.156	31.319	329.2							
23	2'04.232	25.640	28.504	38.508	31.580	325.3							
24	2'18.143 P	27.012	29.919	43.004	38.208	321.4							
25	16'54.695	27.489	29.752	39.176	31.243								
26	2'01.136	25.052	27.788	37.557	30.739	327.2							
27	2'06.757	28.893	28.304	38.591	30.969	330.2							
28	2'00.945	25.144	27.726	37.417	30.658	329.2							
29	2'16.046 P	28.108	30.934	39.595	37.409	325.3							
30	23'41.230 P	27.903	31.137	41.727	38.791								
31	4'07.513	33.639	37.411	39.232	31.356								
32	2'02.390	25.418	28.080	37.799	31.093	325.3							
33	2'02.029	25.174	27.981	37.817	31.057	326.2							
34	2'02.398	25.439	28.147	37.818	30.994	329.2							
35	2'02.394	25.366	28.089	37.885	31.054	326.2							
36	2'02.279	25.204	28.145	37.908	31.022	327.2							
37	2'17.675 P	28.042	30.096	41.309	38.228	313.0							
38	3'04.159 P	45.222	30.780	41.517	38.709								
39	2:19'07.731	39.849	35.976	39.299	31.083								
40	2'01.115	25.020	27.922	37.516	30.657	325.3							
41	2'01.122	24.777	27.768	37.358	31.219	326.2							
42	2'17.652 P	26.058	32.935	41.443	37.216	323.3							
43	13'45.958	29.565	28.832	38.361	31.249								
44	2'01.070	25.008	27.820	37.430	30.812	327.2							
45	2'04.662	26.416	28.491	38.597	31.158	325.3							
46	2'17.171 P	28.951	29.305	40.009	38.906	321.4							
47	2'56.098 P	41.279	29.755	40.224	37.517								
48	3'00.973 P	45.847	30.116	40.101	37.686								
49	17'45.295	26.527	29.249	39.287	31.711								
50	2'04.354	25.811	28.627	38.511	31.405	319.5							
51	2'04.129	25.490	28.437	38.732	31.470	321.4							
52	2'04.000	25.602	28.550	38.440	31.408	321.4							
53	2'17.528 P	28.212	30.336	41.565	37.415	314.8							
54	12'56.396	25.851	29.665	39.481	31.687								
55	2'03.858	25.672	28.428	38.353	31.405	324.3							
56	2'03.905	25.591	28.641	38.235	31.438	321.4							
57	2'03.815	25.437	28.574	38.286	31.518	324.3							
58	2'18.014 P	27.508	30.221	40.600	39.685	315.7							
59	3'02.892 P	44.509	29.797	42.671	38.800								
60	11'00.895	26.854	30.699	39.516	31.880								
61	2'04.404	25.663	28.534	38.543	31.664	320.4							

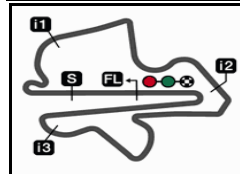
23rd		51	Michele PIRRO		Prima Pramac Racing ITA		
		Runs=6	Total laps=43	Full laps=32	Valid laps=32		
1	19'56.467	31.338	31.676	40.225	31.596		
2	2'02.221	25.826	28.038	37.668	30.689	326.2	
3	2'01.323	25.290	27.722	37.517	30.794	329.2	
4	2'00.454	24.991	27.620	37.237	30.606	329.2	
5	2'00.376	25.029	27.602	37.122	30.623	330.2	
6	2'00.384	24.951	27.636	37.152	30.645	329.2	
7	2'02.120	25.013	27.615	38.522	30.970	328.2	
8	2'01.772	25.142	27.910	37.754	30.966	329.2	
9	2'24.947 P	27.926	32.027	41.360	43.634	314.8	
10	27'49.198	29.095	29.589	40.105	31.248		
11	2'04.382	24.935	27.421	41.174	30.852	329.2	
12	1'59.537	24.837	27.449	36.830	30.421	328.2	
13	2'00.482	25.050	27.652	37.100	30.680	328.2	
14	1'59.980	24.884	27.495	37.026	30.575	327.2	
15	2'01.235	25.072	27.757	37.499	30.907	327.2	
16	2'00.982	25.041	27.768	37.390	30.783	327.2	
17	2'02.011	25.239	27.834	37.887	31.051	328.2	
18	2'29.817 P	27.404	33.854	43.656	44.903	312.1	
19	34'21.049	31.405	36.521	39.066	30.745		
20	2'02.897	26.524	28.403	37.462	30.508	328.2	
21	1'58.865	24.788	27.311	36.551	30.215	327.2	
22	2'00.068	24.775	27.371	37.059	30.863	327.2	
23	2'00.633	24.871	27.531	37.188	31.043	327.2	
24	2'00.185	24.900	27.541	37.226	30.518	328.2	
25	2'00.715	25.191	27.558	37.127	30.839	324.3	
26	2'01.274	25.827	27.705	37.125	30.617	320.4	
27	2'22.885 P	29.290	30.848	40.659	42.088	299.1	
28	23'36.439	29.760	31.167	39.730	31.485		
29	2'01.674	25.506	27.941	37.446	30.781	322.3	
30	2'00.269	25.010	27.578	37.059	30.622	327.2	
31	2'00.566	25.004	27.688	37.143	30.731	328.2	
32	2'19.399 P	27.411	31.510	39.411	41.067	312.1	
33	27'36.444	28.670	31.302	46.879	31.631		
34	2'02.435	25.591	28.101	37.674	31.069	326.2	
35	2'01.823	25.394	28.047	37.517	30.865	327.2	
36	2'01.787	25.350	28.041	37.541	30.855	326.2	
37	2'02.434	25.317	28.184	37.991	30.942	326.2	
38	2'02.383	25.493	28.271	37.742	30.877	325.3	
39	2'02.880	25.311	28.416	38.084	31.069	327.2	
40	2'02.531	25.371	28.454	37.749	30.957	325.3	
41	2'25.718 P	28.270	32.272	41.883	43.293	322.3	
42	10'51.513	28.923	30.830	39.623	31.774		
43	2'07.415	25.757	29.364	40.863	31.431	324.3	
	unfinished	30.205				270.6	

Fastest Lap: Francesco BAGNAIA Ducati Lenovo Team ITA 1'56.682 24.191 26.871 36.036 29.584

These data/results cannot be reproduced, stored and/or transmitted in whole or in part by any manner of electronic, mechanical, photocopying, recording, broadcasting or otherwise now known or herein after developed without the previous express consent by the copyright owner, except for reproduction in daily press and regular printed publications on sale to the public within 60 days of the event related to those data/results and always provided that copyright symbol appears together as follows below.
© DORNA, 2024

Official MotoGP Timing by TISSOT
www.motogp.com






5543 m.

Sepang MotoGP™ Official Test

Day 3 Practice

Combined Practice Times

7

	Rider	Nation	Team	MOTORCYCLE	FP1	FP2	FP3	Gap
1	F.BAGNAIA	ITA	Ducati Lenovo Team	DUCATI	1'58.813 45	1'57.469 14	1'56.682	8
2	89 J.MARTIN	SPA	Prima Pramac Racing	DUCATI	1'57.951 22	1'57.273 9	1'56.854	9 0.172 0.172
3	23 E.BASTIANINI	ITA	Ducati Lenovo Team	DUCATI	1'58.357 41	1'57.134 46	1'56.915	11 0.233 0.061
4	73 A.MARQUEZ	SPA	Gresini Racing MotoGP	DUCATI	1'58.542 44	1'57.672 10	1'56.938	13 0.256 0.023
5	41 A.ESPARGARO	SPA	Aprilia Racing	APRILIA	1'58.738 45	1'57.446 15	1'57.091	16 0.409 0.153
6	93 M.MARQUEZ	SPA	Gresini Racing MotoGP	DUCATI	1'58.621 45	1'58.118 27	1'57.270	13 0.588 0.179
7	33 B.BINDER	RSA	Red Bull KTM Factory Racing	KTM	1'58.724 52	1'57.327 11	1'57.307	55 0.625 0.037
8	49 F.DI GIANNANTO	ITA	Pertamina Enduro VR46 Racing Tea	DUCATI	1'58.325 27	1'57.619 9	1'57.343	18 0.661 0.036
9	31 P.ACOSTA	SPA	Red Bull GASGAS Tech3	KTM	1'58.220 33	1'57.726 16	1'57.365	12 0.683 0.022
10	36 J.MIR	SPA	Repsol Honda Team	HONDA	1'58.741 42	1'57.872 8	1'57.374	8 0.692 0.009
11	20 F.QUARTARARO	FRA	Monster Energy Yamaha MotoGP T	YAMAHA	1'58.228 36	1'57.888 7	1'57.525	12 0.843 0.151
12	12 M.VIÑALES	SPA	Aprilia Racing	APRILIA	1'58.470 59	1'58.456 17	1'57.528	16 0.846 0.003
13	30 T.NAKAGAMI	JPN	IDEMITSU Honda LCR	HONDA	1'59.212 26	1'58.372 21	1'57.765	15 1.083 0.237
14	43 J.MILLER	AUS	Red Bull KTM Factory Racing	KTM	1'59.048 21	1'58.300 13	1'57.851	8 1.169 0.086
15	72 M.BEZZECCHI	ITA	Pertamina Enduro VR46 Racing Tea	DUCATI	1'58.605 42	1'57.867 10	1'57.995 56	1.185 0.016
16	42 A.RINS	SPA	Monster Energy Yamaha MotoGP T	YAMAHA	1'58.716 18	1'58.110 49	1'57.879	13 1.197 0.012
17	5 J.ZARCO	FRA	CASTROL Honda LCR	HONDA	1'58.670 37	1'58.011 15	1'57.942	13 1.260 0.063
18	88 M.OLIVEIRA	POR	Trackhouse Racing	APRILIA	1'58.750 23	1'58.549 18	1'58.000	19 1.318 0.058
19	10 L.MARINI	ITA	Repsol Honda Team	HONDA	1'58.969 21	1'58.394 12	1'58.008	42 1.326 0.008
20	35 C.CRUTCHLOW	GBR	Yamaha Factory Racing	YAMAHA	1'59.137 52	1'58.990 11	1'58.673	18 1.991 0.665
21	37 A.FERNANDEZ	SPA	Red Bull GASGAS Tech3	KTM	1'59.543 63	1'58.915 8	1'58.740	26 2.058 0.067
22	32 L.SAVADORI	ITA	Trackhouse Racing	APRILIA		1'59.676 26	1'58.814	12 2.132 0.074
23	51 M.PIRRO	ITA	Prima Pramac Racing	DUCATI	2'00.402 15	1'59.702 17	1'58.865	21 2.183 0.051

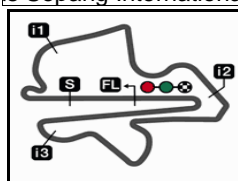
Pole Position Record:	2023	Francesco BAGNAIA	1'57.491	169.8 Km/h
Best Race Lap:	2023	Alex MARQUEZ	1'58.979	167.7 Km/h
All Time Lap Record:	2023	Francesco BAGNAIA	1'57.491	169.8 Km/h

The results are provisional until the end of the limit for protest and appeals.

Time limit for protest expires 60' after publication of the results - Time:

These data/results cannot be reproduced, stored and/or transmitted in whole or in part by any manner of electronic, mechanical, photocopying, recording, broadcasting or otherwise now known or herein after developed without the previous express consent by the copyright owner, except for reproduction in daily press and regular printed publications on sale to the public within 60 days of the event related to those data/results and always provided that copyright symbol appears together as follows below.

© DORNA, 2024



5543 m.

Sepang MotoGP™ Official Test

Day 3 Practice

Best Partial Times

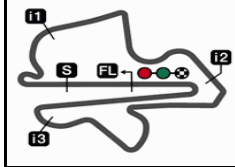
MotoGP™

IT Ideal Lap Time, sum of the best partial times

BT Best Lap Time

T1		T2		T3		T4				IT		BT
Pos	Rider	Time	Rider	Time	Rider	Time	Rider	Time	Pos	Rider	IT	BT
1	J.MARTIN	24.156	A.MARQUEZ	26.813	J.MARTIN	36.013	B.BINDER	29.553	1	J.MARTIN	1'56.657	1'56.854 (2)
2	F.BAGNAIA	24.191	J.MARTIN	26.850	F.BAGNAIA	36.036	P.ACOSTA	29.576	2	F.BAGNAIA	1'56.682	1'56.682 (1)
3	E.BASTIANINI	24.195	F.BAGNAIA	26.871	E.BASTIANINI	36.057	F.BAGNAIA	29.584	3	E.BASTIANINI	1'56.815	1'56.915 (3)
4	P.ACOSTA	24.234	E.BASTIANINI	26.905	A.ESPARGARO	36.059	M.MARQUEZ	29.593	4	A.MARQUEZ	1'56.827	1'56.938 (4)
5	F.QUARTARARO	24.275	M.MARQUEZ	27.003	A.MARQUEZ	36.065	J.MIR	29.610	5	A.ESPARGAR	1'57.018	1'57.091 (5)
6	B.BINDER	24.280	F.DI GIANNANTO	27.025	P.ACOSTA	36.196	J.MARTIN	29.638	6	M.MARQUEZ	1'57.161	1'57.270 (6)
7	A.MARQUEZ	24.287	A.ESPARGARO	27.026	F.DI GIANNANTO	36.208	A.ESPARGARO	29.644	7	B.BINDER	1'57.162	1'57.307 (7)
8	A.ESPARGARO	24.289	B.BINDER	27.039	M.MARQUEZ	36.211	E.BASTIANINI	29.658	8	P.ACOSTA	1'57.171	1'57.365 (9)
9	M.VIÑALES	24.336	M.VIÑALES	27.043	M.VIÑALES	36.215	F.DI GIANNANTO	29.660	9	F.DI GIANNAN	1'57.247	1'57.343 (8)
10	F.DI GIANNANTO	24.354	T.NAKAGAMI	27.058	J.MIR	36.263	A.MARQUEZ	29.662	10	M.VIÑALES	1'57.303	1'57.528 (12)
11	M.MARQUEZ	24.354	F.QUARTARARO	27.062	B.BINDER	36.290	M.VIÑALES	29.709	11	J.MIR	1'57.331	1'57.374 (10)
12	J.MIR	24.377	J.MIR	27.081	J.MILLER	36.291	L.MARINI	29.718	12	F.QUARTARAR	1'57.369	1'57.525 (11)
13	A.RINS	24.380	M.OLIVEIRA	27.097	F.QUARTARARO	36.292	T.NAKAGAMI	29.727	13	J.MILLER	1'57.618	1'57.851 (14)
14	J.MILLER	24.432	J.ZARCO	27.118	J.ZARCO	36.334	F.QUARTARARO	29.740	14	T.NAKAGAMI	1'57.648	1'57.765 (13)
15	M.BEZZECCHI	24.437	L.MARINI	27.136	M.OLIVEIRA	36.336	J.MILLER	29.750	15	M.OLIVEIRA	1'57.719	1'58.000 (18)
16	L.MARINI	24.440	J.MILLER	27.145	T.NAKAGAMI	36.337	A.RINS	29.757	16	A.RINS	1'57.751	1'57.879 (15)
17	J.ZARCO	24.443	P.ACOSTA	27.165	A.RINS	36.389	M.OLIVEIRA	29.779	17	L.MARINI	1'57.787	1'58.008 (19)
18	M.OLIVEIRA	24.507	L.SAVADORI	27.205	M.BEZZECCHI	36.391	M.BEZZECCHI	29.785	18	M.BEZZECCHI	1'57.834	1'57.995 (17)
19	C.CRUTCHLOW	24.516	M.BEZZECCHI	27.221	L.MARINI	36.493	C.CRUTCHLOW	29.947	19	J.ZARCO	1'57.881	1'57.942 (16)
20	T.NAKAGAMI	24.526	A.RINS	27.225	M.PIRRO	36.551	J.ZARCO	29.986	20	C.CRUTCHLO	1'58.511	1'58.673 (20)
21	A.FERNANDEZ	24.595	M.PIRRO	27.311	A.FERNANDEZ	36.554	A.FERNANDEZ	30.021	21	A.FERNANDEZ	1'58.539	1'58.740 (21)
22	L.SAVADORI	24.651	A.FERNANDEZ	27.369	C.CRUTCHLOW	36.629	M.PIRRO	30.215	22	L.SAVADORI	1'58.814	1'58.814 (22)
23	M.PIRRO	24.775	C.CRUTCHLOW	27.419	L.SAVADORI	36.730	L.SAVADORI	30.228	23	M.PIRRO	1'58.852	1'58.865 (23)

These data/results cannot be reproduced, stored and/or transmitted in whole or in part by any manner of electronic, mechanical, photocopying, recording, broadcasting or otherwise now known or herein after developed without the previous express consent by the copyright owner, except for reproduction in daily press and regular printed publications on sale to the public within 60 days of the event related to those data/results and always provided that copyright symbol appears together as follows below.
© DORNA, 2024




5543 m.

Sepang MotoGP™ Official Test

Day 3 Practice

Fastest Laps Sequence

<i>Practice Time</i>	 <i>Rider</i>	<i>Nation</i>	<i>Motorcycle</i>	<i>Time</i>	<i>Km/h</i>	<i>Rider's Lap</i>
4'08.190	42 Alex RINS	SPA	YAMAHA	1'59.885	166.4	2
4'13.529	5 Johann ZARCO	FRA	HONDA	1'59.533	166.9	2
4'42.025	1 Francesco BAGNAIA	ITA	DUCATI	1'59.432	167.0	2
5'13.061	12 Maverick VIÑALES	SPA	APRILIA	1'58.783	167.9	2
7'11.496	12 Maverick VIÑALES	SPA	APRILIA	1'58.435	168.4	3
9'51.841	36 Joan MIR	SPA	HONDA	1'58.423	168.5	4
19'37.499	31 Pedro ACOSTA	SPA	KTM	1'57.686	169.5	6
24'14.492	1 Francesco BAGNAIA	ITA	DUCATI	1'57.310	170.1	7
25'04.304	89 Jorge MARTIN	SPA	DUCATI	1'57.099	170.4	8
26'11.174	1 Francesco BAGNAIA	ITA	DUCATI	1'56.682	171.0	8

These data/results cannot be reproduced, stored and/or transmitted in whole or in part by any manner of electronic, mechanical, photocopying, recording, broadcasting or otherwise now known or herein after developed without the previous express consent by the copyright owner, except for reproduction in daily press and regular printed publications on sale to the public within 60 days of the event related to those data/results and always provided that copyright symbol appears together as follows below.

© DORNA, 2024