


5543 m.

**Sepang MotoGP™ Official Test**  
**Day 1 Practice**  
**Classification**

**3**

	Rider	Nation	Team	Motorcycle	Time	Lap Total	Gap	Top Speed
1	89 <b>Jorge MARTIN</b>	SPA	Prima Pramac Racing	DUCATI	<b>1'57.951</b>	22 59		<b>336.4</b>
2	31 <b>Pedro ACOSTA</b>	SPA	Red Bull GASGAS Tech3	KTM	<b>1'58.220</b>	33 60	0.269 0.269	<b>336.4</b>
3	20 <b>Fabio QUARTARARO</b>	FRA	Monster Energy Yamaha MotoGP	YAMAHA	<b>1'58.228</b>	36 46	0.277 0.008	<b>335.4</b>
4	49 <b>Fabio DI GIANNANTONIO</b>	ITA	Pertamina Enduro VR46 Racing Te	DUCATI	<b>1'58.325</b>	27 49	0.374 0.097	<b>331.2</b>
5	23 <b>Enea BASTIANINI</b>	ITA	Ducati Lenovo Team	DUCATI	<b>1'58.357</b>	41 48	0.406 0.032	<b>330.2</b>
6	12 <b>Maverick VIÑALES</b>	SPA	Aprilia Racing	APRILIA	<b>1'58.470</b>	59 60	0.519 0.113	<b>334.3</b>
7	73 <b>Alex MARQUEZ</b>	SPA	Gresini Racing MotoGP	DUCATI	<b>1'58.542</b>	44 50	0.591 0.072	<b>332.3</b>
8	72 <b>Marco BEZZECCHI</b>	ITA	Pertamina Enduro VR46 Racing Te	DUCATI	<b>1'58.605</b>	42 54	0.654 0.063	<b>333.3</b>
9	93 <b>Marc MARQUEZ</b>	SPA	Gresini Racing MotoGP	DUCATI	<b>1'58.621</b>	45 47	0.670 0.016	<b>336.4</b>
10	5 <b>Johann ZARCO</b>	FRA	CASTROL Honda LCR	HONDA	<b>1'58.670</b>	37 56	0.719 0.049	<b>334.3</b>
11	42 <b>Alex RINS</b>	SPA	Monster Energy Yamaha MotoGP	YAMAHA	<b>1'58.716</b>	18 46	0.765 0.046	<b>331.2</b>
12	33 <b>Brad BINDER</b>	RSA	Red Bull KTM Factory Racing	KTM	<b>1'58.724</b>	52 60	0.773 0.008	<b>335.4</b>
13	41 <b>Aleix ESPARGARO</b>	SPA	Aprilia Racing	APRILIA	<b>1'58.738</b>	45 54	0.787 0.014	<b>332.3</b>
14	36 <b>Joan MIR</b>	SPA	Repsol Honda Team	HONDA	<b>1'58.741</b>	42 43	0.790 0.003	<b>332.3</b>
15	88 <b>Miguel OLIVEIRA</b>	POR	Trackhouse Racing	APRILIA	<b>1'58.750</b>	23 54	0.799 0.009	<b>333.3</b>
16	1 <b>Francesco BAGNAIA</b>	ITA	Ducati Lenovo Team	DUCATI	<b>1'58.813</b>	45 52	0.862 0.063	<b>332.3</b>
17	10 <b>Luca MARINI</b>	ITA	Repsol Honda Team	HONDA	<b>1'58.969</b>	21 38	1.018 0.156	<b>336.4</b>
18	43 <b>Jack MILLER</b>	AUS	Red Bull KTM Factory Racing	KTM	<b>1'59.048</b>	21 69	1.097 0.079	<b>335.4</b>
19	35 <b>Cal CRUTCHLOW</b>	GBR	Yamaha Factory Racing	YAMAHA	<b>1'59.137</b>	52 61	1.186 0.089	<b>332.3</b>
20	30 <b>Takaaki NAKAGAMI</b>	JPN	IDEMITSU Honda LCR	HONDA	<b>1'59.212</b>	26 37	1.261 0.075	<b>329.2</b>
21	37 <b>Augusto FERNANDEZ</b>	SPA	Red Bull GASGAS Tech3	KTM	<b>1'59.543</b>	63 64	1.592 0.331	<b>330.2</b>
22	25 <b>Raul FERNANDEZ</b>	SPA	Trackhouse Racing	APRILIA	<b>2'00.120</b>	6 21	2.169 0.577	<b>332.3</b>
23	51 <b>Michele PIRRO</b>	ITA	Prima Pramac Racing	DUCATI	<b>2'00.402</b>	15 59	2.451 0.282	<b>330.2</b>

Practice condition: **Dry**  
 Air: **33°**  
 Humidity: **55%**  
 Ground: **57°**

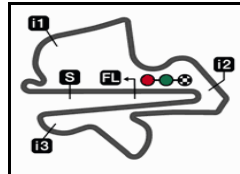
<b>Fastest Lap:</b>	Lap: 22	<b>Jorge MARTIN</b>	<b>1'57.951</b>	169.1 Km/h
<b>Best Race Lap:</b>	2023	<b>Alex MARQUEZ</b>	<b>1'58.979</b>	167.7 Km/h
<b>All Time Lap Record:</b>	2023	<b>Francesco BAGNAIA</b>	<b>1'57.491</b>	169.8 Km/h

The results are provisional until the end of the limit for protest and appeals.

Time limit for protest expires 60' after publication of the results - ..... Time: .....

These data/results cannot be reproduced, stored and/or transmitted in whole or in part by any manner of electronic, mechanical, photocopying, recording, broadcasting or otherwise now known or herein after developed without the previous express consent by the copyright owner, except for reproduction in daily press and regular printed publications on sale to the public within 60 days of the event related to those data/results and always provided that copyright symbol appears together as follows below.

© DORNA, 2024



5543 m.

## Sepang MotoGP™ Official Test

### Day 1 Practice

### Top Speed & Average

4



Rider	Nation	Motorcycle	Top 5 speeds					Average	Top
10 Luca MARINI	ITA	HONDA	336.4	335.4	334.3	334.3	334.3	334.9	336.4
31 Pedro ACOSTA	SPA	KTM	336.4	336.4	336.4	335.4	335.4	335.6	336.4
89 Jorge MARTIN	SPA	DUCATI	336.4	333.3	333.3	333.3	333.3	333.8	336.4
93 Marc MARQUEZ	SPA	DUCATI	336.4	336.4	334.3	333.3	332.3	334.5	336.4
20 Fabio QUARTARARO	FRA	YAMAHA	335.4	335.4	334.3	334.3	333.3	334.3	335.4
33 Brad BINDER	RSA	KTM	335.4	334.3	333.3	333.3	333.3	333.9	335.4
43 Jack MILLER	AUS	KTM	335.4	333.3	333.3	332.3	332.3	332.8	335.4
5 Johann ZARCO	FRA	HONDA	334.3	334.3	333.3	333.3	333.3	333.6	334.3
12 Maverick VIÑALES	SPA	APRILIA	334.3	333.3	332.3	332.3	332.3	332.9	334.3
72 Marco BEZZECCHI	ITA	DUCATI	333.3	331.2	331.2	331.2	331.2	331.6	333.3
88 Miguel OLIVEIRA	POR	APRILIA	333.3	333.3	332.3	332.3	330.2	331.5	333.3
1 Francesco BAGNAIA	ITA	DUCATI	332.3	331.2	331.2	330.2	330.2	330.5	332.3
25 Raul FERNANDEZ	SPA	APRILIA	332.3	331.2	329.2	328.2	328.2	329.8	332.3
35 Cal CRUTCHLOW	GBR	YAMAHA	332.3	331.2	331.2	331.2	330.2	330.5	332.3
36 Joan MIR	SPA	HONDA	332.3	331.2	331.2	331.2	331.2	331.4	332.3
41 Aleix ESPARGARO	SPA	APRILIA	332.3	332.3	331.2	330.2	330.2	330.9	332.3
73 Alex MARQUEZ	SPA	DUCATI	332.3	330.2	330.2	330.2	329.2	329.7	332.3
42 Alex RINS	SPA	YAMAHA	331.2	330.2	330.2	330.2	329.2	329.7	331.2
49 Fabio DI GIANNANTONIO	ITA	DUCATI	331.2	331.2	331.2	330.2	330.2	330.5	331.2
23 Enea BASTIANINI	ITA	DUCATI	330.2	330.2	329.2	329.2	329.2	329.4	330.2
37 Augusto FERNANDEZ	SPA	KTM	330.2	330.2	329.2	329.2	329.2	329.6	330.2
51 Michele PIRRO	ITA	DUCATI	330.2	328.2	327.2	327.2	327.2	328.0	330.2
30 Takaaki NAKAGAMI	JPN	HONDA	329.2	329.2	329.2	329.2	328.2	328.8	329.2

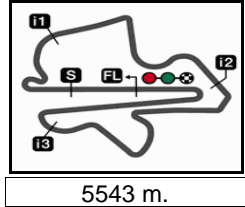
These data/results cannot be reproduced, stored and/or transmitted in whole or in part by any manner of electronic, mechanical, photocopying, recording, broadcasting or otherwise now known or herein after developed without the previous express consent by the copyright owner, except for reproduction in daily press and regular printed publications on sale to the public within 60 days of the event related to those data/results and always provided that copyright symbol appears together as follows below.

© DORNA, 2024

Official MotoGP Timing by TISSOT  
www.motogp.com



Sepang, Tuesday, February 06, 2024



**Sepang MotoGP™ Official Test**  
**Day 1 Practice**  
**Chronological Analysis of Performances**

**5**

* Lap / Sector time cancelled		T1 Time from finish line to 1st intermediate				T3 Time from 2nd intermed. to 3rd intermed.										
P Crossing the finish line in pit lane		T2 Time from 1st intermed. to 2nd intermed.				T4 Time from 3rd intermediate to finish line										
Lap	Lap Time	T1	T2	T3	T4	Speed	Lap	Lap Time	T1	T2	T3	T4	Speed			
<b>1st</b>	<b>89</b>	<b>Jorge MARTIN</b>				Prima Pramac Racing SPA				44	<b>1'59.875</b>	24.978	27.542	37.208	30.147	330.2
		Runs=11 Total laps=59 Full laps=37 Valid laps=37					45	<b>1'59.407</b>	24.737	27.591	36.927	30.152	330.2			
1	43'44.493	27.488	30.062	40.469	31.782		46	<b>1'59.690</b>	24.741	27.617	37.086	30.246	331.2			
2	2'11.904 P	<b>25.868</b>	<b>28.620</b>	<b>38.565</b>	<b>38.851</b>	<b>315.7</b>	47	<b>1'59.330</b>	24.688	27.562	36.881	30.199	332.3			
3	9'16.993	26.084	28.998	38.855	30.877		48	2'16.107 P	27.289	29.533	39.350	39.935	320.4			
4	<b>2'01.539</b>	25.313	28.172	37.543	30.511	319.5	49	21'11.472	26.995	28.907	40.998	30.630				
5	<b>2'00.656</b>	24.937	27.832	37.512	30.375	329.2	50	<b>2'01.789</b>	24.949	27.623	38.011	31.206	318.5			
6	<b>2'00.801</b>	25.292	27.838	37.309	30.362	328.2	51	<b>1'59.112</b>	24.708	27.486	36.849	30.069	329.2			
7	<b>2'00.052</b>	24.914	27.779	37.133	30.226	333.3	52	<b>1'59.389</b>	24.694	27.406	36.859	30.430	329.2			
8	2'15.318 P	<b>27.322</b>	<b>29.304</b>	<b>39.234</b>	<b>39.458</b>	<b>284.2</b>	53	<b>1'59.283</b>	24.771	27.516	36.866	30.130	330.2			
9	15'06.323	27.049	30.390	37.822	30.508		54	2'19.641 P	27.911	30.615	40.232	40.883	282.7			
10	<b>1'59.713</b>	24.964	27.628	36.963	30.158	326.2	55	12'56.590	27.126	28.661	37.513	30.616				
11	<b>2'00.791</b>	24.856	27.813	37.474	30.648	329.2	56	<b>1'59.730</b>	24.799	27.701	37.070	30.160	331.2			
12	<b>2'00.302</b>	24.903	27.750	37.295	30.354	330.2	57	<b>1'59.203</b>	24.684	27.575	36.804	30.140	333.3			
13	2'16.377 P	<b>27.776</b>	<b>30.164</b>	<b>38.903</b>	<b>39.534</b>	<b>320.4</b>	58	<b>1'59.611</b>	24.687	27.594	37.073	30.257	<b>336.4</b>			
14	12'10.644	26.780	29.477	37.903	30.254		59	2'17.352 P	26.354	29.354	40.182	41.462	327.2			
15	<b>1'58.904</b>	24.903	27.309	36.619	30.073	327.2	<b>2nd 31 Pedro ACOSTA</b>									
16	<b>1'58.210</b>	24.586	<b>27.154</b>	36.608	29.862	330.2	Runs=10 Total laps=60 Full laps=42 Valid laps=42									
17	<b>1'59.845</b>	24.662	27.350	37.446	30.387	325.3	1	44'25.012	28.295	34.117	41.129	31.268				
18	<b>1'58.699</b>	24.662	27.283	36.741	30.013	330.2	2	<b>2'02.038</b>	25.536	28.393	37.740	30.369	324.3			
19	2'20.497 P	28.881	31.217	40.080	<b>40.319</b>	<b>300.0</b>	3	<b>2'00.879</b>	25.212	28.016	37.253	30.398	335.4			
20	14'04.801	27.388	28.560	38.192	30.199		4	<b>2'01.446</b>	24.954	28.064	37.823	30.605	331.2			
21	<b>1'58.882</b>	24.830	27.384	36.739	29.929	333.3	5	<b>2'00.249</b>	24.873	27.883	37.275	30.218	335.4			
22	<b>1'57.951</b>	24.483	27.211	36.542	<b>29.715</b>	332.3	6	2'13.884 P	27.871	29.800	39.435	<b>36.778</b>	<b>335.4</b>			
23	<b>1'58.275</b>	<b>24.474</b>	27.299	36.628	29.874	333.3	7	16'43.692	25.877	29.356	37.831	30.414				
24	<b>1'58.537</b>	24.592	27.220	36.826	29.899	333.3	8	<b>2'00.136</b>	24.970	27.861	37.084	30.221	331.2			
25	2'18.100 P	<b>27.583</b>	<b>30.603</b>	<b>40.293</b>	<b>39.621</b>	<b>288.0</b>	9	<b>1'59.864</b>	24.831	27.769	37.083	30.181	332.3			
26	23'16.889	25.141	28.423	37.183	30.076		10	<b>2'07.197</b>	26.287	29.209	38.065	33.636	334.3			
27	<b>1'58.598</b>	24.850	27.214	<b>36.536</b>	29.998	326.2	11	<b>2'00.191</b>	24.960	27.842	37.069	30.320	334.3			
28	<b>2'04.508</b>	24.752	27.426	41.680	30.650	318.5	12	<b>1'59.988</b>	24.868	27.778	37.125	30.217	332.3			
29	<b>1'58.707</b>	24.727	27.296	36.663	30.021	331.2	13	<b>2'10.949</b>	30.947	30.315	38.987	30.700	330.2			
30	<b>1'58.809</b>	24.574	27.348	36.784	30.103	329.2	14	2'08.356 P	25.042	27.813	39.853	<b>35.648</b>	<b>330.2</b>			
31	2'14.841 P	<b>27.656</b>	<b>28.771</b>	<b>39.221</b>	<b>39.193</b>	<b>290.3</b>	15	26'20.139	27.545	29.413	37.804	30.502				
32	18'34.229	28.121	28.595	37.779	30.295		16	<b>2'01.556</b>	25.110	28.013	37.833	30.600	332.3			
33	<b>1'59.033</b>	24.839	27.311	36.797	30.086	326.2	17	<b>2'00.554</b>	24.984	27.929	37.276	30.365	334.3			
34	<b>1'58.881</b>	24.669	27.310	36.833	30.069	330.2	18	<b>2'00.856</b>	24.995	27.926	37.538	30.397	333.3			
35	<b>1'59.039</b>	24.685	27.253	36.772	30.329	330.2	19	<b>2'00.684</b>	25.013	28.019	37.232	30.420	<b>336.4</b>			
36	<b>1'58.954</b>	24.801	27.316	36.745	30.092	331.2	20	<b>2'07.348</b>	29.372	29.308	37.911	30.757	334.3			
37	2'14.420 P	<b>27.521</b>	<b>29.678</b>	<b>39.602</b>	<b>37.619</b>	<b>306.8</b>	21	2'10.559 P	25.012	28.677	38.939	<b>37.931</b>	<b>333.3</b>			
38	2:49'21.912	29.188	29.922	39.491	30.697		22	18'16.667	26.292	29.048	37.382	29.869				
39	<b>2'01.204</b>	25.113	27.802	37.585	30.704	327.2	23	<b>1'58.693</b>	24.695	27.491	36.677	29.830	328.2			
40	<b>2'00.137</b>	24.933	27.565	37.249	30.390	328.2	24	<b>1'58.663</b>	24.627	27.435	36.653	29.948	335.4			
41	<b>1'59.936</b>	24.735	27.601	37.213	30.387	329.2	25	<b>2'01.330</b>	24.735	27.398	37.609	31.588	334.3			
42	2'11.581 P	26.470	29.192	38.696	<b>37.223</b>	<b>329.2</b>	26	<b>1'58.726</b>	24.493	27.472	36.778	29.983	335.4			
43	18'57.991	27.175	28.432	37.462	30.561		27	<b>2'03.964</b>	24.621	30.428	37.764	31.151	334.3			

**Fastest Lap:** Jorge MARTIN Prima Pramac Racing SPA **1'57.951** 24.483 27.211 36.542 29.715

These data/results cannot be reproduced, stored and/or transmitted in whole or in part by any manner of electronic, mechanical, photocopying, recording, broadcasting or otherwise now known or herein after developed without the previous express consent by the copyright owner, except for reproduction in daily press and regular printed publications on sale to the public within 60 days of the event related to those data/results and always provided that copyright symbol appears together as follows below.  
 © DORNA, 2024



# Day 1 Practice

# MotoGP

Lap	Lap Time	T1	T2	T3	T4	Speed	Lap	Lap Time	T1	T2	T3	T4	Speed
28	<b>2'01.709</b>	24.696	27.631	36.960	32.422	333.3	21	<b>1'59.211</b>	24.677	27.379	36.921	30.234	332.3
29	2'05.637 P	24.689	27.521	36.937	36.490	333.3	22	<b>1'59.274</b>	24.689	27.435	36.923	30.227	332.3
30	17'08.744	26.435	31.077	37.112	30.304		23	2'11.079 P	27.943	29.013	38.552	35.571	332.3
31	<b>2'00.237</b>	24.634	27.329	38.315	29.959	332.3	24	23'55.668	24.338	28.548	38.144	30.656	
32	<b>1'58.238</b>	24.565	27.383	36.490	29.800	334.3	25	<b>1'59.935</b>	25.018	27.580	37.030	30.307	332.3
33	<b>1'58.220</b>	24.412	27.379	36.526	29.903	336.4	26	<b>1'59.700</b>	24.692	27.553	37.045	30.410	332.3
34	<b>1'58.536</b>	24.457	27.380	36.600	30.099	335.4	27	<b>1'59.836</b>	24.658	27.584	37.187	30.407	333.3
35	<b>2'12.466</b>	29.158	30.821	42.174	30.313	331.2	28	2'14.780 P	28.097	29.715	39.127	37.841	325.3
36	<b>1'58.724</b>	24.599	27.512	36.610	30.003	335.4	29	2:22'31.003	26.822	29.431	38.748	30.884	
37	2'13.473 P	28.993	30.707	37.745	36.028	334.3	30	<b>2'00.375</b>	24.906	27.754	37.309	30.406	335.4
38	2:55'53.098	26.722	29.542	38.512	30.362		31	<b>1'59.844</b>	24.774	27.671	37.030	30.369	331.2
39	<b>1'59.703</b>	24.830	27.793	37.084	29.996	331.2	32	<b>1'59.821</b>	24.734	27.632	37.068	30.387	334.3
40	<b>1'59.180</b>	24.675	27.668	36.862	29.975	333.3	33	2'09.954 P	26.280	28.691	38.248	36.735	328.2
41	<b>2'01.954</b>	24.714	27.872	39.144	30.224	335.4	34	14'43.857	24.560	28.460	37.843	30.590	
42	<b>1'58.938</b>	24.631	27.562	36.720	30.025	335.4	35	<b>1'58.346</b>	24.459	27.313	36.634	29.940	331.2
43	<b>1'58.987</b>	24.550	27.613	36.726	30.098	336.4	36	<b>1'58.228</b>	24.459	27.274	36.529	29.966	331.2
44	2'12.090 P	26.984	29.522	39.094	36.490	318.5	37	2'09.711 P	24.402	30.478	39.343	35.488	332.3
45	50'37.609	26.978	29.401	38.767	30.647		38	21'28.726	25.628	28.814	38.021	30.770	
46	<b>1'59.992</b>	24.935	27.868	37.109	30.080	327.2	39	<b>1'59.394</b>	24.725	27.525	37.016	30.128	330.2
47	<b>1'59.500</b>	24.751	27.552	36.964	30.233	333.3	40	<b>1'59.284</b>	24.656	27.492	36.969	30.167	331.2
48	<b>1'59.300</b>	24.711	27.513	37.020	30.056	334.3	41	<b>1'59.103</b>	24.649	27.460	36.852	30.142	331.2
49	<b>2'00.866</b>	24.641	27.494	38.483	30.248	334.3	42	2'07.506 P	26.340	28.537	37.917	34.712	330.2
50	<b>1'59.307</b>	24.673	27.683	36.828	30.123	335.4	43	16'32.217	26.587	29.890	39.365	31.417	
51	<b>2'07.388</b>	28.712	30.249	37.562	30.865	335.4	44	<b>2'04.931</b>	26.174	28.678	38.309	31.770	326.2
52	2'09.284 P	24.842	27.981	39.429	37.032	333.3	45	<b>2'04.126</b>	25.732	28.838	38.371	31.185	320.4
53	2'59.823 P	25.400	31.069	40.284	36.423		46	2'08.085 P	26.565	29.000	38.194	34.326	301.6
54	18'04.660	27.294	30.682	38.129	30.534								
55	<b>2'00.218</b>	24.934	27.896	37.177	30.211	334.3							
56	<b>2'00.824</b>	24.810	27.869	37.824	30.321	333.3							
57	<b>1'59.919</b>	24.753	27.950	37.062	30.154	334.3							
58	<b>2'05.844</b>	24.800	28.048	42.478	30.518	335.4							
59	2'13.218 P	24.856	28.841	41.726	37.795	335.4							
60	2'52.059 P	24.909	30.628	40.637	37.538								

3rd		20		Fabio QUARTARAR		Monster Energy Yama FRA	
Runs=10	Total laps=46	Full laps=26	Valid laps=26				
1	1:06'57.777	29.805	30.006	39.216	31.202		
2	<b>2'02.191</b>	25.530	28.196	37.772	30.693	323.3	
3	<b>2'00.747</b>	24.959	27.850	37.366	30.572	329.2	
4	<b>2'00.744</b>	24.894	27.851	37.401	30.598	330.2	
5	2'11.970 P	28.904	29.375	37.748	35.943	331.2	
6	20'20.603	26.641	29.156	38.629	30.951		
7	<b>2'01.260</b>	25.123	27.994	37.531	30.612	329.2	
8	<b>2'05.937</b>	24.940	27.881	41.006	32.110	331.2	
9	2'09.992 P	25.070	29.809	38.802	36.311	329.2	
10	21'13.326	25.688	29.422	38.233	30.988		
11	<b>2'01.511</b>	25.154	28.041	37.514	30.802	331.2	
12	<b>2'01.324</b>	24.968	28.023	37.637	30.696	335.4	
13	<b>2'01.364</b>	25.042	28.036	37.509	30.777	329.2	
14	2'11.770 P	25.068	30.502	40.257	35.943	328.2	
15	19'39.961	26.721	28.524	37.522	30.386		
16	<b>1'59.500</b>	25.104	27.426	36.853	30.117	334.3	
17	<b>1'58.773</b>	24.530	27.339	36.752	30.152	333.3	
18	2'05.506 P	24.547	27.359	37.167	36.433	332.3	
19	46'29.549	25.149	28.783	37.953	30.499		
20	<b>1'59.310</b>	24.741	27.484	36.890	30.195	332.3	

4th		49		Fabio DI GIANNANT		Pertamina Enduro VR ITA	
Runs=10	Total laps=49	Full laps=29	Valid laps=29				
1	43'45.975	27.757	30.446	40.380	32.377		
2	<b>2'06.404</b>	26.921	28.918	39.048	31.517	300.0	
3	2'19.977 P	25.818	28.428	46.734	38.997	311.2	
4	10'49.476	26.020	29.230	38.635	31.206		
5	<b>2'02.387</b>	25.466	28.323	37.768	30.830	326.2	
6	<b>2'01.662</b>	25.239	28.048	37.771	30.604	324.3	
7	<b>2'01.164</b>	25.283	27.926	37.389	30.566	329.2	
8	2'16.798 P	26.503	29.704	39.602	40.989	319.5	
9	16'20.289	27.609	29.272	38.645	31.157		
10	<b>2'05.221</b>	25.242	28.058	40.969	30.952	327.2	
11	<b>2'01.046</b>	25.114	27.929	37.418	30.585	330.2	
12	<b>2'00.713</b>	25.085	27.874	37.156	30.598	327.2	
13	2'18.938 P	27.395	30.497	39.604	41.442	308.5	
14	21'58.910	25.943	29.618	39.096	30.753		
15	<b>2'00.933</b>	25.131	27.896	37.251	30.655	329.2	
16	<b>2'08.559</b>	25.056	28.017	43.271	32.215	328.2	
17	<b>2'00.606</b>	25.007	27.860	37.232	30.507	330.2	
18	2'11.434 P	24.986	27.860	37.200	41.388	330.2	
19	21'26.088	26.045	28.508	42.101	30.783		
20	<b>2'00.851</b>	25.058	27.883	37.295	30.615	329.2	
21	<b>2'00.879</b>	25.031	27.996	37.179	30.673	330.2	
22	<b>2'00.676</b>	24.981	27.905	37.348	30.442	329.2	
23	2'19.855 P	27.291	30.352	40.610	41.602	313.9	
24	15'53.347	25.941	28.680	37.823	30.554		
25	<b>1'59.010</b>	24.749	27.446	36.670	30.145	330.2	
26	<b>1'58.457</b>	24.643	27.211	36.563	30.040	330.2	
27	<b>1'58.325</b>	24.582	27.194	36.495	30.054	329.2	

**Fastest Lap:** Jorge MARTIN      Prima Pramac Racing SPA      **1'57.951**      24.483      27.211      36.542      29.715

These data/results cannot be reproduced, stored and/or transmitted in whole or in part by any manner of electronic, mechanical, photocopying, recording, broadcasting or otherwise now known or herein after developed without the previous express consent by the copyright owner, except for reproduction in daily press and regular printed publications on sale to the public within 60 days of the event related to those data/results and always provided that copyright symbol appears together as follows below.  
© DORNA, 2024





# Day 1 Practice

# MotoGP

Lap	Lap Time	T1	T2	T3	T4	Speed	Lap	Lap Time	T1	T2	T3	T4	Speed
28	<b>1'58.800</b>	24.621	27.273	36.800	30.106	328.2	32	<b>2'00.179</b>	24.909	27.674	37.221	30.375	326.2
29	2'25.404 P	30.894	30.593	41.004	42.913	297.5	33	<b>2'04.772</b>	24.990	28.679	40.159	30.944	324.3
30	31'01.575	26.698	31.080	37.731	30.607		34	<b>2'00.173</b>	24.966	27.708	37.077	30.422	325.3
31	<b>1'59.389</b>	24.745	27.477	36.962	30.205	331.2	35	2'08.922 P	25.995	27.927	38.394	36.606	324.3
32	<b>1'58.765</b>	24.622	27.385	36.718	30.040	331.2	36	16'57.041	25.775	28.577	37.710	30.665	
33	<b>1'58.852</b>	24.659	27.280	36.776	30.137	330.2	37	<b>2'00.237</b>	24.962	27.782	37.143	30.350	327.2
34	2'19.448 P	28.071	30.405	40.334	40.638	309.4	38	2'07.286 P	24.882	27.775	37.157	37.472	327.2
35	2:40'50.271	26.895	29.001	38.015	30.620		39	22'24.190	25.991	28.854	37.499	31.067	
36	<b>2'00.030</b>	24.861	27.731	37.101	30.337	328.2	40	<b>1'58.702</b>	24.652	27.404	36.709	29.937	330.2
37	<b>1'59.449</b>	24.648	27.635	36.832	30.334	329.2	41	<b>1'58.357</b>	24.514	27.326	36.577	29.940	327.2
38	<b>2'00.217</b>	25.108	27.743	36.966	30.400	324.3	42	<b>2'01.660</b>	25.697	28.420	37.397	30.146	328.2
39	<b>1'59.808</b>	24.781	27.728	36.922	30.377	330.2	43	2'13.642 P	24.570	27.414	38.393	43.265	328.2
40	2'20.215 P	27.791	31.221	39.875	41.328	314.8	44	32'26.141	25.430	28.470	37.542	30.330	
41	47'38.714	27.128	29.111	38.019	30.689		45	<b>1'59.149</b>	24.732	27.574	36.746	30.097	329.2
42	<b>2'00.785</b>	24.943	27.964	37.399	30.479	329.2	46	<b>1'58.831</b>	24.605	27.453	36.768	30.005	328.2
43	<b>2'00.158</b>	24.857	27.777	37.111	30.413	328.2	47	<b>1'58.816</b>	24.616	27.414	36.697	30.089	329.2
44	<b>2'00.171</b>	24.907	27.811	37.006	30.447	329.2	48	2'11.412 P	26.305	29.176	38.415	37.516	324.3
45	<b>2'00.151</b>	24.910	27.892	37.010	30.339	328.2							
46	2'17.542 P	27.562	30.651	39.699	39.630	315.7							
47	22'39.406	26.164	28.476	37.527	30.395								
48	<b>1'58.684</b>	24.713	27.347	36.580	30.044	329.2							
49	2'34.546 P	24.542	27.332	50.225	52.447	331.2							

5th	23	Enea BASTIANINI	Ducati Lenovo Team	ITA		
		Runs=9	Total laps=48	Full laps=30 Valid laps=30		
1	58'20.026	27.583	30.306	39.647	31.324	
2	<b>2'02.552</b>	25.599	28.350	38.099	30.504	316.7
3	<b>2'01.318</b>	25.273	28.027	37.496	30.522	323.3
4	<b>2'00.779</b>	25.176	27.829	37.393	30.381	324.3
5	<b>2'00.505</b>	25.053	27.665	37.367	30.420	329.2
6	2'11.284 P	26.182	28.554	38.697	37.851	315.7
7	14'10.916	26.108	29.028	38.051	30.469	
8	<b>2'00.881</b>	25.333	27.773	37.501	30.274	322.3
9	<b>2'00.186</b>	25.001	27.652	37.227	30.306	330.2
10	<b>2'00.192</b>	24.892	27.672	37.271	30.357	328.2
11	<b>2'00.274</b>	24.902	27.756	37.226	30.390	327.2
12	2'11.429 P	26.056	28.871	38.652	37.850	312.1
13	27'08.998	26.170	28.657	38.082	30.499	
14	<b>2'00.820</b>	24.997	27.983	37.406	30.434	326.2
15	<b>2'00.432</b>	24.882	27.808	37.402	30.340	327.2
16	<b>2'00.298</b>	24.853	27.884	37.290	30.271	329.2
17	<b>2'00.487</b>	24.863	27.872	37.367	30.385	329.2
18	2'12.196 P	26.270	29.062	38.714	38.150	319.5
19	21'56.594	26.471	28.802	37.606	30.295	
20	<b>1'58.811</b>	24.652	27.422	36.843	29.894	327.2
21	<b>1'58.484</b>	24.554	27.389	36.727	29.814	329.2
22	<b>1'58.599</b>	24.579	27.375	36.729	29.916	328.2
23	2'10.241 P	24.650	30.176	37.441	37.974	327.2
24	26'16.389	25.515	28.211	37.613	30.421	
25	<b>1'59.651</b>	24.847	27.522	36.923	30.359	327.2
26	<b>1'59.378</b>	24.723	27.584	36.888	30.183	329.2
27	<b>2'00.977</b>	24.687	27.673	37.395	31.222	325.3
28	<b>2'01.195</b>	24.777	28.869	37.330	30.219	326.2
29	2'09.517 P	24.760	27.611	39.310	37.836	328.2
30	2:35'01.829	26.827	29.540	38.411	30.842	
31	<b>2'00.942</b>	25.191	27.756	37.478	30.517	322.3

6th	12	Maverick VIÑALES	Aprilia Racing	SPA		
		Runs=15	Total laps=60	Full laps=30 Valid laps=30		
1	53'01.719	25.836	29.280	38.377	30.750	
2	<b>2'00.895</b>	25.387	27.824	37.319	30.365	319.5
3	<b>1'59.639</b>	24.968	27.548	36.864	30.259	328.2
4	2'10.781 P	25.934	29.092	38.540	37.215	313.9
5	17'21.797	26.747	29.357	38.431	30.848	
6	<b>2'01.213</b>	25.267	27.921	37.507	30.518	324.3
7	<b>2'01.125</b>	24.981	27.823	37.836	30.485	328.2
8	<b>1'59.872</b>	24.846	27.653	37.037	30.336	329.2
9	2'08.526 P	25.176	27.992	37.602	37.756	322.3
10	17'43.320	24.590	28.518	37.856	30.703	
11	<b>2'00.986</b>	25.186	27.794	37.321	30.685	329.2
12	<b>2'00.496</b>	24.956	27.779	37.230	30.531	332.3
13	2'11.543 P	25.019	30.215	37.989	38.320	328.2
14	12'38.867	24.617	28.017	37.308	30.076	
15	<b>1'58.516</b>	24.585	27.250	36.731	29.950	331.2
16	2'09.777 P	24.539	29.207	38.988	37.043	334.3
17	10'17.826	24.926	28.053	37.481	30.293	
18	<b>2'01.351</b>	26.258	27.745	37.068	30.280	288.7
19	<b>1'59.624</b>	24.883	27.565	37.002	30.174	331.2
20	<b>1'59.325</b>	24.767	27.519	36.739	30.300	329.2
21	<b>1'59.118</b>	24.730	27.507	36.764	30.117	330.2
22	2'10.330 P	26.136	28.887	38.398	36.909	318.5
23	34'13.550	25.178	28.173	37.111	30.494	
24	<b>2'00.393</b>	24.835	27.610	37.364	30.584	330.2
25	<b>1'59.783</b>	24.753	27.557	37.003	30.470	330.2
26	2'08.647 P	24.765	27.602	36.887	39.393	328.2
27	19'29.874	24.718	27.988	37.393	30.569	
28	<b>2'00.107</b>	24.837	27.573	37.219	30.478	329.2
29	2'11.159 P	24.852	27.630	40.904	37.773	330.2
30	8'26.985	25.388	28.494	37.641	30.509	
31	<b>1'59.758</b>	24.810	27.648	36.987	30.313	331.2
32	<b>2'00.678</b>	24.884	27.705	37.609	30.480	333.3
33	2'07.463 P	24.982	27.770	37.244	37.467	331.2
34	2:00'00.167	27.297	31.786	41.344	34.897	
35	<b>2'04.336</b>	26.127	28.696	38.058	31.455	318.5
36	2'12.126 P	29.230	28.507	37.616	36.773	328.2

**Fastest Lap:** Jorge MARTIN      Prima Pramac Racing      SPA      **1'57.951**      24.483      27.211      36.542      29.715

These data/results cannot be reproduced, stored and/or transmitted in whole or in part by any manner of electronic, mechanical, photocopying, recording, broadcasting or otherwise now known or herein after developed without the previous express consent by the copyright owner, except for reproduction in daily press and regular printed publications on sale to the public within 60 days of the event related to those data/results and always provided that copyright symbol appears together as follows below.  
 © DORNA, 2024



# Day 1 Practice

# MotoGP

Lap	Lap Time	T1	T2	T3	T4	Speed	Lap	Lap Time	T1	T2	T3	T4	Speed
37	11'59.450	25.435	28.686	38.048	30.901		30	<b>2'00.568</b>	25.083	27.778	37.385	30.322	327.2
38	<b>2'01.661</b>	25.058	28.152	37.479	30.972	327.2	31	<b>1'59.858</b>	24.842	27.494	37.237	30.285	327.2
39	<b>2'03.159</b>	25.172	29.003	37.951	31.033	327.2	32	<b>2'00.016</b>	24.828	27.476	37.345	30.367	328.2
40	2'09.333 P	25.211	28.377	39.058	36.687	327.2	33	2'05.439 P	24.834	27.428	37.165	36.012	329.2
41	14'51.498	25.622	28.466	37.968	30.467		34	2:16'42.005	26.386	29.493	38.915	30.914	
42	<b>1'59.192</b>	24.656	27.418	36.871	30.247	331.2		<b>unfinished</b>	1'16.007				323.3
43	<b>1'58.554</b>	24.523	27.317	36.688	30.026	330.2	35	<b>2'06.740</b>	26.270	30.021	39.441	31.008	
44	2'08.631 P	24.615	27.487	39.980	36.549	328.2	36	<b>2'02.527</b>	25.486	28.209	38.104	30.728	323.3
45	10'27.970	24.256	27.779	37.139	30.312		37	<b>2'01.654</b>	25.242	28.154	37.778	30.480	328.2
46	<b>2'00.003</b>	24.704	28.019	36.978	30.302	332.3	38	<b>2'00.455</b>	24.892	27.712	37.286	30.565	329.2
47	<b>2'02.983</b>	24.732	30.653	37.157	30.441	329.2	39	2'08.925 P	25.111	29.810	38.163	35.841	330.2
48	2'11.525 P	24.797	30.392	38.940	37.396	327.2	40	14'36.777	26.010	29.013	38.075	30.402	
49	22'37.850	41.854	28.099	37.511	30.482		41	<b>1'59.687</b>	24.834	27.595	37.079	30.179	327.2
50	<b>1'59.951</b>	24.794	27.815	37.037	30.305	329.2	42	<b>1'58.986</b>	24.674	27.406	36.803	30.103	327.2
51	<b>1'59.427</b>	24.758	27.522	36.879	30.268	328.2	43	<b>2'03.435</b>	24.553	29.905	38.729	30.248	328.2
52	2'09.362 P	26.513	28.246	37.183	37.420	332.3	44	<b>1'58.542</b>	24.609	27.262	36.549	30.122	328.2
53	17'31.233	30.605	32.449	39.568	30.828		45	2'10.572 P	26.178	29.030	38.446	36.918	325.3
54	<b>2'01.260</b>	25.084	28.517	37.227	30.432	327.2	46	18'08.791	32.887	29.029	38.054	30.700	
55	<b>2'00.172</b>	24.978	27.758	37.040	30.396	327.2	47	<b>2'00.086</b>	25.058	27.742	37.113	30.173	326.2
56	2'10.331 P	26.182	28.938	38.352	36.859	309.4	48	<b>1'59.018</b>	24.689	27.338	36.807	30.184	327.2
57	9'09.421	24.963	27.816	37.181	30.054		49	<b>1'58.953</b>	24.686	27.320	36.829	30.118	328.2
58	<b>1'58.631</b>	24.644	27.399	36.624	29.964	328.2	50	2'08.772 P	24.664	29.329	38.434	36.345	327.2
59	<b>1'58.470</b>	24.585	27.274	36.588	30.023	328.2							
60	2'08.999 P	25.898	28.657	37.825	36.619	327.2							

7th	73	Alex MARQUEZ	Gresini Racing MotoGP SPA
		Runs=10 Total laps=50	Full laps=31 Valid laps=33
1	57'26.562	27.477	31.034 40.144 31.937
2	<b>2'03.320</b>	25.945	28.356 38.001 31.018 308.5
3	<b>2'01.572</b>	25.348	27.966 37.739 30.519 324.3
4	<b>2'00.228</b>	24.973	27.575 37.341 30.339 329.2
5	<b>2'01.436</b>	25.151	27.756 37.771 30.758 332.3
6	<b>1'59.784</b>	24.900	27.588 36.997 30.299 330.2
7	2'13.178 P	26.130	28.786 40.566 37.696 315.7
8	17'12.414	25.932	29.616 38.519 31.135
9	<b>2'01.846</b>	25.409	28.045 37.846 30.546 325.3
10	<b>2'01.057</b>	25.268	27.905 37.428 30.456 328.2
11	<b>2'00.448</b>	25.012	27.736 37.274 30.426 328.2
12	<b>2'00.293</b>	24.944	27.671 37.345 30.333 330.2
13	2'12.163 P	26.585	29.289 38.619 37.670 323.3
14	30'23.512	26.512	29.520 38.463 30.459
15	<b>2'00.405</b>	25.114	27.729 37.232 30.330 329.2
16	<b>2'02.555</b>	26.416	28.392 37.396 30.351 329.2
17	<b>1'59.560</b>	24.773	27.498 36.992 30.297 329.2
18	2'08.529 P	24.852	29.087 38.064 36.526 327.2
19	17'22.842	26.341	28.961 37.975 30.406
20	<b>2'01.274</b>	24.893	27.681 38.298 30.402 328.2
21	<b>1'58.731</b>	24.656	27.332 36.736 30.007 328.2
22	<b>1'58.713</b>	24.580	27.246 36.849 30.038 328.2
23	2'09.176 P	24.721	27.302 38.839 38.314 329.2
24	15'47.817	25.732	28.664 38.045 30.768
25	<b>2'00.723</b>	25.166	27.746 37.358 30.453 326.2
26	<b>1'59.722</b>	24.881	27.493 37.119 30.229 327.2
27	<b>1'59.358</b>	24.865	27.452 36.944 30.097 328.2
28	2'10.111 P	26.457	28.658 37.878 37.118 329.2
29	24'44.105	26.669	28.903 38.506 30.864

8th	72	Marco BEZZECCHI	Pertamina Enduro VR ITA
		Runs=12 Total laps=54	Full laps=31 Valid laps=31
1	2'52.106	28.154	32.150 41.743 32.372
2	<b>2'05.290</b>	26.696	28.857 38.724 31.013 295.8
3	2'10.088 P	25.544	28.415 38.432 37.697 321.4
4	34'55.036	26.321	30.331 40.073 31.697
5	<b>2'03.410</b>	25.879	28.355 38.485 30.691 309.4
6	2'08.738 P	25.327	28.010 37.867 37.534 320.4
7	13'18.572	25.547	29.190 38.597 30.743
8	<b>2'00.949</b>	25.188	27.826 37.569 30.366 320.4
9	<b>2'00.778</b>	25.028	27.773 37.362 30.615 322.3
10	<b>2'01.545</b>	25.150	27.715 38.168 30.512 327.2
11	<b>2'00.663</b>	25.018	27.830 37.346 30.469 326.2
12	<b>2'00.913</b>	24.942	27.715 37.570 30.686 325.3
13	2'10.745 P	25.476	28.625 37.986 38.658 331.2
14	24'13.202	25.931	29.008 39.454 30.948
15	<b>2'04.948</b>	25.098	31.216 37.714 30.920 329.2
16	<b>2'00.929</b>	25.082	27.854 37.345 30.648 330.2
17	<b>2'00.826</b>	24.996	27.881 37.335 30.614 327.2
18	<b>2'02.497</b>	25.077	27.961 38.821 30.638 333.3
19	<b>2'01.030</b>	25.063	27.967 37.258 30.742 331.2
20	2'14.012 P	26.481	29.592 40.557 37.382 313.9
21	38'05.828	26.273	30.463 39.025 30.726
22	<b>1'59.844</b>	24.983	27.658 37.019 30.184 328.2
23	<b>1'59.534</b>	24.768	27.554 36.984 30.228 331.2
24	<b>2'03.239</b>	24.751	29.929 37.885 30.674 330.2
25	<b>1'59.912</b>	24.847	27.557 37.198 30.310 329.2
26	2'07.490 P	26.910	27.728 37.250 35.602 318.5
27	48'32.718	25.706	29.273 39.565 30.895
28	<b>2'01.057</b>	25.227	27.763 37.552 30.515 326.2
29	<b>2'01.223</b>	25.512	27.774 37.280 30.657 328.2
30	<b>2'03.647</b>	24.911	27.776 40.080 30.880 328.2
31	<b>2'00.725</b>	24.976	27.763 37.290 30.696 329.2

**Fastest Lap:** Jorge MARTIN Prima Pramac Racing SPA **1'57.951** 24.483 27.211 36.542 29.715

These data/results cannot be reproduced, stored and/or transmitted in whole or in part by any manner of electronic, mechanical, photocopying, recording, broadcasting or otherwise now known or herein after developed without the previous express consent by the copyright owner, except for reproduction in daily press and regular printed publications on sale to the public within 60 days of the event related to those data/results and always provided that copyright symbol appears together as follows below.  
© DORNA, 2024



# Day 1 Practice

# MotoGP

Lap	Lap Time		T1	T2	T3	T4	Speed	Lap	Lap Time		T1	T2	T3	T4	Speed
32	2'10.368	P	26.028	29.326	38.104	36.910	321.4	29	12'17.484	P	40.653	59.904	1'10.890	1'07.533	
33	6'21.479		25.043	28.479	38.319	30.837		30	1:43'01.761		26.787	30.186	40.088	31.086	
34	<b>2'01.381</b>		25.208	28.005	37.441	30.727	327.2	31	<b>2'03.252</b>		25.805	28.601	38.225	30.621	326.2
35	<b>2'01.010</b>		25.096	27.854	37.284	30.776	329.2	32	<b>2'00.284</b>		25.038	27.604	37.224	30.418	326.2
36	<b>2'00.931</b>		25.012	27.901	37.352	30.666	329.2	33	1'33.670	P	24.797				328.2
37	2'09.016	P	26.801	28.327	38.414	35.474	325.3	34	12'37.633		25.012	29.076	38.881	30.922	
38	2:18'42.261		27.500	30.091	39.811	31.452		35	<b>2'01.492</b>		25.134	28.112	37.660	30.586	327.2
39	<b>2'03.470</b>		25.580	28.625	38.311	30.954	323.3	36	2'29.224	P	24.993	27.755	37.300	59.176	328.2
40	2'11.980	P	25.232	29.696	38.793	38.259	327.2	37	48'43.031		25.852	29.333	41.085	31.370	
41	7'38.773		25.901	30.359	37.607	30.459		38	<b>2'02.039</b>		25.389	28.323	37.804	30.523	325.3
42	<b>1'58.605</b>		24.711	<b>27.282</b>	<b>36.584</b>	<b>30.028</b>	327.2	39	<b>2'00.349</b>		24.898	27.688	37.428	30.335	329.2
43	<b>1'59.460</b>		24.647	27.495	36.962	30.356	331.2	40	<b>1'59.882</b>		24.795	27.647	37.109	30.331	331.2
44	2'05.307	P	24.970	27.623	37.055	35.659	301.6	41	2'07.602	P	24.824	28.008	38.653	36.117	330.2
45	41'36.907		26.036	29.393	38.125	30.901		42	11'25.203		24.821	28.875	38.370	30.345	
46	<b>1'59.393</b>		24.884	27.523	36.838	30.148	325.3	43	<b>1'59.231</b>		24.816	27.420	36.921	30.074	328.2
47	<b>1'59.053</b>		24.684	27.480	36.631	30.258	325.3	44	<b>2'02.477</b>		24.895	28.994	38.306	30.282	329.2
48	2'03.866	P	<b>24.593</b>	27.425	36.873	34.975	327.2	45	<b>1'58.621</b>		24.613	27.279	36.742	<b>29.987</b>	331.2
49	13'10.258		25.454	44.630	38.680	32.095		46	2'09.263	P	25.489	28.988	38.927	35.859	331.2
50	<b>1'59.199</b>		24.807	27.360	36.911	30.121	326.2	47	17'16.901	P	32.580	31.570	40.021	37.371	
51	4'45.265	P	24.635	2'58.803	43.374	38.453	328.2								
52	21'40.082		32.428	30.019	42.760	34.539									
53	<b>2'05.553</b>		27.879	28.320	38.383	30.971	320.4								
54	<b>2'14.461</b>		30.499	31.800	40.666	31.496	327.2								

<b>9th</b>	<b>93</b>	<b>Marc MARQUEZ</b>	Gresini Racing MotoGP	SPA			
		Runs=13	Total laps=47	Full laps=27 Valid laps=29			
<b>unfinished</b>		28.352					
1	2'07.086	25.973	29.646	39.955	31.512		
2	<b>2'03.859</b>	26.341	28.480	38.160	30.878	330.2	
3	<b>2'03.792</b>	25.594	29.760	37.937	30.501	319.5	
4	<b>2'00.321</b>	25.096	27.705	37.203	30.317	320.4	
5	<b>2'03.362</b>	25.468	28.614	38.464	30.816	318.5	
6	2'11.655	P	25.084	27.759	40.742	38.070	331.2
7	15'28.315		25.361	29.296	39.531	30.868	
8	<b>2'03.282</b>		25.480	28.422	38.464	30.916	331.2
9	<b>2'00.959</b>		25.068	27.697	37.634	30.560	333.3
10	<b>2'01.565</b>		25.010	27.954	38.001	30.600	<b>336.4</b>
11	<b>2'04.231</b>		25.029	27.757	40.492	30.953	336.4
12	<b>2'00.557</b>		25.017	27.731	37.381	30.428	334.3
13	2'12.290	P	26.211	29.560	39.613	36.906	323.3
14	23'30.923		25.523	29.300	39.025	31.039	
15	<b>2'02.597</b>		25.368	28.265	38.296	30.668	328.2
16	<b>2'01.107</b>		25.063	27.906	37.431	30.707	331.2
17	<b>2'03.166</b>		25.098	28.057	39.176	30.835	331.2
18	2'13.500	P	25.073	27.948	37.444	43.035	331.2
19	32'27.108		25.841	29.768	39.914	31.104	
20	<b>2'02.586</b>		25.527	28.476	37.861	30.722	331.2
21	2'08.772	P	25.185	28.042	38.442	37.103	332.3
<b>unfinished</b>							
22	2'01.480		24.520	28.580	37.887	30.493	
23	<b>1'59.286</b>		24.912	27.369	<b>36.739</b>	30.266	328.2
24	<b>1'59.508</b>		24.633	<b>27.259</b>	37.343	30.273	329.2
25	<b>2'39.866</b>		<b>24.578</b>	27.327	36.922	1'11.039	331.2
26	<b>2'06.628</b>		27.924	29.374	38.543	30.787	282.7
27	<b>1'59.949</b>		24.786	27.480	37.252	30.431	331.2
28	2'09.122	P	24.721	27.532	40.433	36.436	331.2

<b>10th</b>	<b>5</b>	<b>Johann ZARCO</b>	CASTROL Honda LC	FRA			
		Runs=11	Total laps=56	Full laps=34 Valid laps=34			
1	56'10.187	27.255	29.332	39.532	30.948		
2	<b>2'01.226</b>	25.229	27.886	37.626	30.485	322.3	
3	<b>2'00.750</b>	25.196	27.785	37.334	30.435	329.2	
4	<b>2'00.562</b>	24.967	27.730	37.355	30.510	328.2	
5	2'16.713	P	26.840	30.656	41.568	37.649	324.3
6	19'25.327		26.269	29.458	39.584	31.315	
7	<b>2'04.978</b>		25.228	31.535	37.571	30.644	329.2
8	<b>2'00.534</b>		25.002	27.776	37.350	30.406	331.2
9	<b>2'00.486</b>		24.966	27.715	37.314	30.491	328.2
10	<b>2'08.392</b>		25.800	29.256	38.670	34.666	325.3
11	<b>2'00.455</b>		25.000	27.708	37.256	30.491	329.2
12	2'17.598	P	29.211	31.901	39.022	37.464	308.5
13	19'36.001		25.928	29.340	38.600	30.907	
14	<b>2'01.286</b>		25.066	27.822	37.637	30.761	331.2
15	<b>2'01.667</b>		25.091	28.183	37.619	30.774	331.2
16	2'18.841	P	25.169	31.617	43.820	38.235	324.3
17	18'03.443		26.928	29.622	39.081	30.765	
18	<b>1'59.545</b>		24.881	27.584	36.912	30.168	330.2
19	<b>2'12.585</b>		24.744	27.439	49.003	31.399	328.2
20	<b>2'00.045</b>		24.984	27.589	37.054	30.418	329.2
21	<b>2'11.112</b>		29.304	30.954	39.126	31.728	309.4
22	2'17.785	P	31.558	29.423	38.608	38.196	<b>334.3</b>
23	21'32.225		26.404	29.462	39.173	30.978	
24	<b>2'04.552</b>		25.084	31.349	37.499	30.620	328.2
25	<b>2'00.890</b>		25.146	27.877	37.358	30.509	329.2
26	<b>2'00.657</b>		25.065	27.690	37.249	30.653	329.2
27	2'18.528	P	28.638	31.638	38.982	39.270	322.3
28	13'49.040		25.890	29.268	38.246	30.742	
29	<b>2'01.122</b>		25.142	27.848	37.548	30.584	329.2
30	<b>2'00.950</b>		25.027	27.894	37.549	30.480	333.3
31	<b>2'00.935</b>		25.072	28.005	37.420	30.438	331.2
32	2'31.453	P	30.277	35.043	44.031	42.102	314.8
33	2:35'25.235		26.924	30.609	39.608	30.944	
34	<b>2'02.171</b>		25.162	28.418	37.872	30.719	331.2

**Fastest Lap:** Jorge MARTIN Prima Pramac Racing SPA **1'57.951** 24.483 27.211 36.542 29.715

These data/results cannot be reproduced, stored and/or transmitted in whole or in part by any manner of electronic, mechanical, photocopying, recording, broadcasting or otherwise now known or herein after developed without the previous express consent by the copyright owner, except for reproduction in daily press and regular printed publications on sale to the public within 60 days of the event related to those data/results and always provided that copyright symbol appears together as follows below.  
© DORNA, 2024



# Day 1 Practice

MotoGP

Lap	Lap Time		T1	T2	T3	T4	Speed	Lap	Lap Time		T1	T2	T3	T4	Speed
35	2'12.134	P	25.335	28.295	39.483	39.021	324.3	32	2'02.688		25.474	28.379	38.052	30.783	328.2
36	15'42.110		26.323	29.149	38.283	30.553		33	2'01.997		25.140	28.440	37.777	30.640	322.3
37	1'58.670		24.688	27.378	36.694	29.910	332.3	34	2'01.310		25.101	28.132	37.578	30.499	327.2
38	2'05.816		24.627	27.270	40.470	33.449	333.3	35	2'15.169	P	28.167	30.094	40.091	36.817	327.2
39	1'59.180		24.695	27.583	36.768	30.134	333.3	36	19'32.694		26.073	30.230	39.506	31.117	
40	1'59.037		24.628	27.347	36.897	30.165	333.3	37	2'01.740		25.159	28.144	37.856	30.581	327.2
41	2'23.369	P	29.873	34.487	41.474	37.535	252.9	38	2'01.880		24.978	28.918	37.405	30.579	328.2
42	17'10.085		26.310	29.947	38.797	30.810		39	2'01.059		25.001	27.938	37.503	30.617	324.3
43	1'59.170		24.755	27.348	36.643	30.424	330.2	40	2'03.518		25.137	28.060	37.671	32.650	312.1
44	1'58.750		24.602	27.350	36.608	30.190	334.3	41	2'00.147		24.851	27.816	37.076	30.404	325.3
45	1'58.730		24.644	27.303	36.659	30.124	330.2	42	2'17.919	P	28.787	30.818	40.926	37.388	306.8
46	2'26.534	P	30.597	34.351	42.764	38.822	319.5	43	9'47.890		25.522	29.040	38.134	30.809	
47	20'21.303		27.453	32.309	40.837	30.720		44	2'00.352		24.916	27.891	37.078	30.467	329.2
48	1'59.596		24.870	27.530	36.876	30.320	332.3	45	2'05.756		27.671	28.762	38.530	30.793	329.2
49	1'59.286		24.783	27.449	36.783	30.271	331.2	46	2'07.388	P	25.020	27.944	37.179	37.245	328.2
50	1'59.170		24.738	27.441	36.757	30.234	330.2								
51	2'19.971	P	28.705	32.704	42.014	36.548	330.2								
52	15'44.265		26.655	29.647	38.395	30.498									
53	1'59.820		24.845	27.587	36.993	30.395	329.2								
54	2'00.064		24.881	27.758	37.097	30.328	327.2								
55	2'00.126		24.890	27.671	37.226	30.339	331.2								
56	2'13.364	P	26.128	28.047	39.705	39.484	329.2								

11th 42 Alex RINS		Monster Energy Yama SPA					
Runs=9	Total laps=46	Full laps=28	Valid laps=28				
1	2'26.011	29.816	31.910	41.047	31.954		
2	2'05.091	26.359	28.982	38.792	30.958	299.1	
3	2'01.702	25.358	28.119	37.755	30.470	319.5	
4	2'01.424	25.218	28.023	37.558	30.625	322.3	
5	2'21.703	P	25.226	30.307	42.174	43.996	325.3
6	1:43'13.667		27.395	29.974	40.434	30.919	
7	2'01.202		25.269	28.029	37.437	30.467	327.2
8	2'00.628		24.998	27.840	37.392	30.398	324.3
9	2'17.187	P	24.997	31.047	42.336	38.807	330.2
10	14'39.180		26.789	29.696	39.127	30.739	
11	2'01.235		25.194	28.055	37.561	30.425	330.2
12	2'00.080		24.909	27.729	37.133	30.309	328.2
13	2'05.922		24.837	27.604	42.256	31.225	328.2
14	2'00.086		24.937	27.675	37.161	30.313	328.2
15	2'18.580	P	27.845	30.795	41.331	38.609	309.4
16	56'04.701		26.732	29.576	38.466	30.582	
17	1'59.989		24.928	27.633	37.323	30.105	330.2
18	1'58.716		24.571	27.391	36.800	29.954	331.2
19	1'58.929		24.574	27.420	36.836	30.099	328.2
20	2'17.717	P	28.205	31.082	41.018	37.412	305.0
21	13'24.413		25.801	28.925	38.324	30.648	
22	1'59.846		24.904	27.616	37.078	30.248	329.2
23	2'01.336		24.770	27.632	38.147	30.787	328.2
24	2'00.401		24.887	27.782	37.351	30.381	329.2
25	2'13.168	P	28.246	29.508	37.551	37.863	295.0
26	11'54.288		26.805	29.313	38.691	30.713	
27	2'00.373		24.997	27.794	37.293	30.289	328.2
28	1'59.909		24.827	27.751	37.129	30.202	329.2
29	1'59.954		24.746	27.711	37.200	30.297	329.2
30	2'19.081	P	28.809	31.506	41.588	37.178	300.8
31	2:20'08.059		27.164	30.107	39.999	31.293	

12th 33 Brad BINDER		Red Bull KTM Factory RSA					
Runs=11	Total laps=60	Full laps=38	Valid laps=38				
1	44'01.211	28.580	30.796	41.914	31.789		
2	2'08.283	25.921	28.583	43.192	30.587	301.6	
3	2'01.775	25.349	27.968	37.897	30.561	317.6	
4	2'02.862	25.433	27.972	38.597	30.860	321.4	
5	2'01.410	25.134	27.941	37.960	30.375	327.2	
6	2'00.829	25.035	27.775	37.592	30.427	329.2	
7	2'20.171	P	28.952	30.674	39.336	41.209	319.5
8	16'41.447	27.099	29.178	38.800	30.780		
9	2'01.534	25.220	28.041	37.617	30.656	327.2	
10	2'01.057	25.061	27.871	37.608	30.517	330.2	
11	2'00.748	24.968	27.767	37.524	30.489	333.3	
12	2'00.897	25.186	27.766	37.427	30.518	329.2	
13	2'01.161	25.180	27.829	37.502	30.650	331.2	
14	2'23.938	P	29.437	30.031	42.974	41.496	314.8
15	16'36.181	27.856	29.510	38.991	31.061		
16	2'07.036	25.258	28.068	37.586	36.124	330.2	
17	2'00.792	25.023	27.863	37.328	30.578	331.2	
18	2'01.333	25.196	27.876	37.638	30.623	324.3	
19	2'09.880	25.155	35.889	37.981	30.855	331.2	
20	2'17.425	P	25.203	28.126	41.454	42.642	332.3
21	17'52.548	27.946	29.572	38.342	30.672		
22	1'59.404	24.852	27.396	36.984	30.172	332.3	
23	2'04.610	25.027	27.627	41.296	30.660	332.3	
24	1'59.063	24.873	27.183	36.807	30.200	334.3	
25	2'17.558	P	28.690	30.397	38.543	39.928	332.3
26	26'13.783	28.717	30.103	38.474	30.595		
27	2'15.116	37.190	28.015	39.448	30.463	333.3	
28	1'59.407	24.767	27.535	36.966	30.139	333.3	
29	2'00.266	24.979	27.585	37.158	30.544	335.4	
30	2'00.114	24.945	27.530	37.107	30.532	330.2	
31	2'22.447	P	32.331	29.006	42.580	38.530	316.7
32	40'05.419	27.707	28.219	38.280	30.781		
33	2'01.129	24.970	27.994	37.587	30.578	332.3	
34	2'03.223	27.844	27.846	37.195	30.338	332.3	
35	2'00.219	24.988	27.522	37.211	30.498	332.3	
36	2'23.618	P	30.085	32.741	42.150	38.642	332.3
37	2:09'40.504	26.543	29.305	39.477	30.877		
38	2'01.620	25.208	27.986	37.802	30.624	327.2	

**Fastest Lap:** Jorge MARTIN      Prima Pramac Racing   SPA      1'57.951      24.483      27.211      36.542      29.715

These data/results cannot be reproduced, stored and/or transmitted in whole or in part by any manner of electronic, mechanical, photocopying, recording, broadcasting or otherwise now known or herein after developed without the previous express consent by the copyright owner, except for reproduction in daily press and regular printed publications on sale to the public within 60 days of the event related to those data/results and always provided that copyright symbol appears together as follows below.  
© DORNA, 2024





# Day 1 Practice

# MotoGP

Lap	Lap Time	T1	T2	T3	T4	Speed	Lap	Lap Time	T1	T2	T3	T4	Speed
39	<b>2'00.835</b>	24.863	27.895	37.391	30.686	328.2	32	<b>2'01.767</b>	25.182	27.972	37.533	31.080	324.3
40	2'31.214 P	24.970	28.267	42.712	55.265	327.2	33	2'14.705 P	26.785	29.517	39.871	38.532	281.9
41	28'11.825	32.312	30.001	38.822	30.973		34	23'23.108	25.928	29.355	39.222	31.196	
42	<b>2'01.283</b>	25.156	27.859	37.709	30.559	330.2	35	2'15.201 P	27.666	29.568	39.219	38.748	321.4
43	<b>2'00.909</b>	25.043	27.742	37.614	30.510	328.2	36	2'58.223 P	27.467	30.128	40.713	38.321	
44	<b>2'00.763</b>	24.892	27.940	37.364	30.567	330.2	37	20'02.385 P	25.818	30.110	39.630	39.456	
45	2'19.989 P	29.101	30.488	41.281	39.119	315.7	38	2'52.243 P	26.811	31.127	40.327	38.282	
46	16'58.705	27.319	30.785	42.091	30.881		39	14'06.150	24.629	28.764	38.157	30.653	
47	<b>2'01.811</b>	25.082	28.122	37.949	30.658	330.2	40	<b>2'00.880</b>	25.204	27.968	37.187	30.521	325.3
48	<b>2'02.327</b>	25.546	28.437	37.726	30.618	330.2	41	<b>2'06.427</b>	26.416	28.977	38.891	32.143	330.2
49	<b>2'01.082</b>	24.939	27.941	37.548	30.654	330.2	42	2'13.648 P	26.234	29.726	39.357	38.331	308.5
50	2'16.388 P	28.216	28.049	38.902	41.221	330.2	43	12'22.858	23.707	27.992	37.362	30.308	
51	29'06.798	27.542	29.006	38.413	30.781		44	<b>1'59.152</b>	24.703	27.393	36.823	30.233	329.2
52	<b>1'58.724</b>	24.650	27.251	<b>36.787</b>	<b>30.036</b>	330.2	45	<b>1'58.738</b>	<b>24.560</b>	27.390	<b>36.587</b>	30.201	329.2
53	<b>1'58.773</b>	24.609	27.239	36.805	30.120	330.2	46	2'13.531 P	26.971	29.449	39.057	38.054	303.3
54	<b>1'59.217</b>	<b>24.536</b>	27.315	37.181	30.185	328.2	47	10'55.972	24.120	28.407	38.399	30.865	
55	2'19.959 P	29.305	31.951	40.029	38.674	312.1	48	<b>2'02.151</b>	25.069	27.680	37.492	31.910	323.3
56	11'52.454	29.437	28.615	38.271	30.456		49	<b>2'00.750</b>	25.081	27.693	37.298	30.678	322.3
57	<b>1'59.465</b>	24.824	27.558	37.009	30.074	330.2	50	2'11.683 P	25.033	27.665	40.250	38.735	306.8
58	<b>1'59.269</b>	24.787	27.286	36.978	30.218	331.2	51	16'46.129	25.932	28.516	37.878	31.622	
59	<b>1'59.202</b>	24.722	27.372	36.946	30.162	331.2	52	<b>1'59.952</b>	24.936	27.653	37.109	30.254	325.3
60	2'22.500 P	35.162	30.169	38.092	39.077	330.2	53	<b>1'59.951</b>	24.796	27.692	37.071	30.392	327.2
							54	2'20.497 P	28.453	31.224	42.179	38.641	277.6

**13th 41** **Aleix ESPARGARO** Aprilia Racing SPA  
 Runs=16 Total laps=54 Full laps=25 Valid laps=25

1	48'26.759	27.970	31.479	40.480	31.965	
2	<b>2'03.027</b>	25.713	28.284	37.917	31.113	313.9
3	<b>2'00.939</b>	25.132	27.761	37.501	30.545	314.8
4	<b>2'00.675</b>	24.916	27.664	37.445	30.650	321.4
5	2'14.897 P	26.941	29.814	40.137	38.005	299.1
6	14'56.021	28.344	28.487	38.030	30.824	
7	<b>2'00.639</b>	25.125	27.604	37.430	30.480	325.3
8	<b>2'00.306</b>	24.890	27.654	37.334	30.428	330.2
9	2'15.392 P	27.258	30.171	39.914	38.049	281.2
10	15'20.352	24.969	28.700	38.045	30.708	
11	<b>2'00.605</b>	25.143	27.755	37.244	30.463	328.2
12	<b>2'00.416</b>	24.991	27.729	37.114	30.582	327.2
13	2'18.069 P	27.684	30.081	40.495	39.809	284.2
14	18'59.045	24.814	28.233	37.565	30.355	
15	<b>1'59.181</b>	24.729	27.476	36.851	30.125	<b>332.3</b>
16	<b>1'58.814</b>	24.652	27.372	36.713	<b>30.077</b>	332.3
17	2'13.768 P	27.190	29.593	39.448	37.537	311.2
18	18'05.991	23.927	27.969	37.087	30.301	
19	<b>1'58.971</b>	24.766	<b>27.327</b>	36.683	30.195	326.2
20	<b>2'05.143</b>	24.784	27.347	42.448	30.564	329.2
21	2'07.202 P	24.784	27.443	37.210	37.765	330.2
22	15'28.346	24.917	28.446	37.663	30.528	
23	<b>1'59.164</b>	24.823	27.337	36.789	30.215	328.2
24	<b>1'59.012</b>	24.751	27.334	36.672	30.255	331.2
25	2'15.742 P	27.404	30.381	40.224	37.733	285.7
26	16'29.236	24.187	28.278	37.878	30.599	
27	<b>1'59.876</b>	24.945	27.631	36.986	30.314	323.3
28	<b>1'59.895</b>	24.785	27.616	37.108	30.386	330.2
29	2'21.189 P	30.212	31.034	41.833	38.110	274.1
30	2:11'43.590	25.464	29.023	37.979	30.888	
31	<b>2'01.770</b>	25.172	28.110	37.600	30.888	322.3

**14th 36** **Joan MIR** Repsol Honda Team SPA  
 Runs=10 Total laps=43 Full laps=23 Valid laps=23

1	56'14.115	30.033	29.658	38.897	30.728	
2	<b>2'00.611</b>	25.230	27.902	37.261	30.218	315.7
3	<b>1'59.885</b>	24.976	27.802	36.931	30.176	329.2
4	2'14.198 P	26.553	29.577	40.334	37.734	317.6
5	11'42.812	25.603	28.750	37.922	30.409	
6	<b>2'00.212</b>	25.025	27.805	37.168	30.214	327.2
7	<b>2'01.875</b>	25.263	28.442	37.788	30.382	331.2
8	<b>1'59.822</b>	24.927	27.757	36.999	30.139	331.2
9	2'16.853 P	27.720	30.101	40.815	38.217	292.6
10	24'06.302	26.856	28.712	37.798	30.392	
11	<b>2'00.631</b>	25.124	27.905	37.293	30.309	323.3
12	<b>2'00.627</b>	24.998	28.042	37.251	30.336	329.2
13	<b>2'00.206</b>	24.952	27.824	37.075	30.355	<b>332.3</b>
14	2'20.340 P	28.013	30.914	41.137	40.276	301.6
15	25'06.085	25.347	28.721	37.457	30.091	
16	<b>1'59.263</b>	24.891	27.516	36.789	30.067	331.2
17	<b>1'59.078</b>	24.759	<b>27.374</b>	37.016	<b>29.929</b>	330.2
18	2'20.114 P	24.816	32.758	40.267	42.273	330.2
19	19'14.731	25.847	28.700	37.780	30.565	
20	<b>1'59.700</b>	24.909	27.620	36.961	30.210	330.2
21	<b>1'59.297</b>	24.748	27.559	36.870	30.120	331.2
22	2'14.630 P	27.594	30.292	37.451	39.293	307.6
23	36'52.696	26.001	28.682	37.806	30.400	
24	<b>1'59.949</b>	24.943	27.764	36.932	30.310	328.2
25	<b>1'59.664</b>	24.779	27.695	36.981	30.209	329.2
26	2'17.799 P	27.533	30.237	39.399	40.630	324.3
27	2:22'58.461	28.227	29.208	37.902	30.411	
28	<b>2'01.962</b>	25.298	29.014	37.100	30.550	321.4
29	<b>1'59.998</b>	24.967	27.796	36.931	30.304	326.2
30	<b>1'59.825</b>	24.890	27.767	36.887	30.281	329.2

**Fastest Lap:** Jorge MARTIN Prima Pramac Racing SPA **1'57.951** 24.483 27.211 36.542 29.715

These data/results cannot be reproduced, stored and/or transmitted in whole or in part by any manner of electronic, mechanical, photocopying, recording, broadcasting or otherwise now known or herein after developed without the previous express consent by the copyright owner, except for reproduction in daily press and regular printed publications on sale to the public within 60 days of the event related to those data/results and always provided that copyright symbol appears together as follows below.  
 © DORNA, 2024



# Day 1 Practice

MotoGP

Lap	Lap Time		T1	T2	T3	T4	Speed	Lap	Lap Time		T1	T2	T3	T4	Speed
31	2'13.673	P	26.243	30.773	39.237	37.420	312.1	41	2'01.205		25.189	28.024	37.556	30.436	327.2
32	13'23.259		31.244	28.759	37.740	30.545		42	2'01.165		25.121	28.062	37.473	30.509	332.3
33	2'00.311		24.990	27.839	37.118	30.364	328.2	43	2'16.627	P	28.079	30.262	39.711	38.575	307.6
34	2'09.530	P	24.807	27.983	37.112	39.628	330.2	44	12'01.583		27.596	29.580	39.040	31.192	
35	33'36.759		42.391	28.711	37.669	30.370		45	2'03.373		25.749	28.411	38.213	31.000	314.8
36	2'00.232		24.861	27.905	37.133	30.333	330.2	46	2'13.003	P	26.135	29.226	39.202	38.440	305.9
37	2'00.179		24.945	27.890	37.025	30.319	329.2	47	21'42.911		26.798	28.965	38.114	30.356	
38	2'08.384	P	24.908	27.923	37.156	38.397	329.2	48	1'59.535		24.899	27.492	37.030	30.114	328.2
39	19'22.314		29.007	28.567	37.425	30.257		49	1'59.544		24.756	27.493	37.117	30.178	330.2
40	1'58.939		24.756	27.393	36.769	30.021	331.2	50	2'12.970	P	27.388	29.217	39.334	37.031	299.1
41	1'58.935		24.730	27.600	36.639	29.966	329.2	51	21'34.365		27.379	28.952	38.533	30.552	
42	1'58.741		24.733	27.517	36.537	29.954	331.2	52	2'00.184		25.110	27.745	37.164	30.165	325.3
43	2'18.809	P	28.951	30.153	38.319	41.386	304.2	53	1'59.995		24.892	27.636	37.310	30.157	329.2
								54	2'13.502	P	24.926	28.934	40.706	38.936	330.2

**15th 88 Miguel OLIVEIRA** Trackhouse Racing POR  
Runs=13 Total laps=54 Full laps=28 Valid laps=28

1	7'05.115		28.450	32.365	40.401	32.108									
2	2'05.312		27.041	28.847	38.397	31.027	279.7								
3	2'22.795	P	25.789	28.081	48.265	40.660	305.9								
4	36'28.884		28.645	29.599	39.341	31.224									
5	2'02.156		25.556	28.154	37.786	30.660	320.4								
6	2'01.265		25.256	27.830	37.485	30.694	321.4								
7	2'00.917		25.055	27.760	37.612	30.490	327.2								
8	2'11.460	P	26.661	29.647	38.460	36.692	303.3								
9	14'13.726		26.129	29.309	38.447	30.615									
10	2'00.615		25.261	27.767	37.307	30.280	327.2								
11	2'00.521		25.043	27.750	37.385	30.343	333.3								
12	2'10.851	P	26.780	29.103	38.459	36.509	310.3								
13	24'08.628		26.493	28.974	38.323	30.783									
14	2'01.898		25.428	28.103	37.759	30.608	324.3								
15	2'00.909		25.052	27.975	37.382	30.500	330.2								
16	2'12.294	P	27.280	29.458	38.214	37.342	326.2								
17	28'11.501		37.626	29.158	38.536	30.827									
18	2'01.432		25.377	28.097	37.518	30.440	329.2								
19	2'01.356		25.270	27.886	37.404	30.796	327.2								
20	2'12.494	P	25.282	30.047	40.462	36.703	325.3								
21	15'58.895		29.992	28.680	37.512	30.733									
22	1'59.070		25.000	27.394	36.636	30.040	321.4								
23	1'58.750		24.671	27.239	36.713	30.127	332.3								
24	1'59.940		24.830	27.571	37.259	30.280	328.2								
25	2'12.894	P	27.784	29.394	38.484	37.232	330.2								
26	21'59.977		27.696	28.300	37.783	30.909									
27	2'04.243		24.979	31.107	37.684	30.473	333.3								
28	3'30.426	P	24.936	27.526	1'26.572	1'11.392	327.2								
29	2:04'54.485		28.580	30.700	40.196	31.509									
30	2'02.324		25.524	28.131	38.028	30.641	323.3								
31	2'01.205		25.108	28.062	37.573	30.462	329.2								
32	2'00.620		25.022	27.830	37.374	30.394	329.2								
33	2'15.095	P	27.462	30.653	39.918	37.062	298.3								
34	16'08.135		27.803	30.003	38.785	30.816									
35	2'01.356		25.318	28.098	37.454	30.486	327.2								
36	2'00.968		24.993	27.945	37.544	30.486	328.2								
37	2'00.762		25.099	27.876	37.325	30.462	326.2								
38	2'15.802	P	28.001	30.681	40.082	37.038	304.2								
39	31'40.614		27.413	29.569	38.883	30.825									
40	2'03.287		25.331	28.903	38.359	30.694	327.2								

**16th 1 Francesco BAGNAI** Ducati Lenovo Team ITA  
Runs=12 Total laps=52 Full laps=31 Valid laps=33

unfinished			26.456	30.633											
1	2'31.162	P	27.313	29.555	51.446	42.848									
2	13'47.606		28.890	29.122	39.456	31.205									
3	2'02.607		25.824	28.132	38.001	30.650	320.4								
4	2'01.893		25.324	27.786	37.653	31.130	322.3								
5	2'02.762		25.114	29.447	37.698	30.503	330.2								
6	2'00.758		25.106	27.803	37.345	30.504	332.3								
7	2'00.265		24.982	27.676	37.161	30.446	331.2								
8	2'00.382		24.929	27.654	37.324	30.475	329.2								
9	2'18.712	P	27.602	30.806	40.215	40.089	311.2								
10	12'18.768		26.553	28.931	38.190	30.993									
11	2'04.889		25.488	27.932	40.792	30.677	320.4								
12	2'01.396		25.127	28.135	37.629	30.505	328.2								
13	2'00.770		25.081	27.858	37.350	30.481	330.2								
14	2'12.748	P	25.463	30.169	39.769	37.347	330.2								
15	25'14.714		26.115	29.070	37.981	30.763									
16	2'01.431		25.246	28.091	37.533	30.561	329.2								
17	2'12.559	P	28.491	28.338	37.766	37.964	330.2								
18	20'05.590		26.171	28.947	37.710	30.390									
19	1'59.230		24.867	27.352	36.759	30.252	329.2								
20	1'58.944		24.606	27.227	36.879	30.232	329.2								
21	2'03.684		24.631	29.834	38.675	30.544	330.2								
22	2'06.435	P	24.692	27.234	36.679	37.830	331.2								
23	26'08.370		28.586	28.426	37.597	30.488									
24	1'59.300		24.790	27.303	36.954	30.253	328.2								
25	2'08.144		24.669	33.615	38.354	31.506	330.2								
26	1'59.391		24.901	27.392	36.786	30.312	330.2								
27	2'09.171		32.850	28.843	37.222	30.256	330.2								
28	2'16.817	P	24.798	35.676	39.441	36.902	330.2								
29	1:46'45.352		27.393	30.218	39.564	31.210									
30	2'03.215		25.295	28.145	37.590	32.185	326.2								
31	2'00.445		25.069	27.712	37.250	30.414	326.2								
32	2'00.057		24.937	27.601	37.146	30.373	327.2								
33	2'13.387	P	27.016	29.754	39.375	37.242	328.2								
34	14'28.405		26.102	28.903	38.226	30.720									
35	2'01.872		25.116	27.853	37.491	31.412	326.2								
36	2'00.912		25.002	27.934	37.422	30.554	327.2								
37	2'07.415	P	25.028	27.695	37.086	37.606	328.2								
38	26'57.360		28.331	29.606	38.127	30.612									

**Fastest Lap:** Jorge MARTIN Prima Pramac Racing SPA 1'57.951 24.483 27.211 36.542 29.715

These data/results cannot be reproduced, stored and/or transmitted in whole or in part by any manner of electronic, mechanical, photocopying, recording, broadcasting or otherwise now known or herein after developed without the previous express consent by the copyright owner, except for reproduction in daily press and regular printed publications on sale to the public within 60 days of the event related to those data/results and always provided that copyright symbol appears together as follows below.  
© DORNA, 2024



# Day 1 Practice

MotoGP

Lap	Lap Time	T1	T2	T3	T4	Speed	Lap	Lap Time	T1	T2	T3	T4	Speed	
39	<b>1'58.994</b>	24.766	27.331	36.780	30.117	327.2	<b>18th</b> <b>43</b> <b>Jack MILLER</b> Runs=13 Total laps=69 Full laps=43 Valid laps=43	1	10'15.539	27.637	31.470	40.140	31.554	
40	<b>2'08.124</b>	24.606	33.944	39.167	30.407	327.2		2	2'17.175 P	27.077	29.461	43.472	37.165	292.6
41	<b>1'58.874</b>	24.672	27.302	36.741	30.159	329.2		3	27'39.733	26.230	29.805	39.983	31.083	
42	2'14.434 P	27.739	30.593	38.190	37.912	322.3		4	<b>2'04.004</b>	26.455	28.606	38.294	30.649	331.2
43	31'02.910	25.886	28.389	37.875	30.433			5	<b>2'06.647</b>	25.380	29.366	41.030	30.871	332.3
44	<b>1'59.105</b>	24.746	27.466	36.838	30.055	328.2		6	<b>2'01.575</b>	25.210	28.032	37.865	30.468	333.3
45	<b>1'58.813</b>	24.642	27.344	36.747	30.080	328.2		7	<b>2'01.472</b>	25.164	27.983	37.613	30.712	321.4
46	<b>2'02.057</b>	24.654	27.380	38.500	31.523	329.2		8	2'19.768 P	28.127	30.575	40.800	40.266	327.2
47	2'07.442 P	24.772	27.409	37.078	38.183	328.2		9	20'43.306	25.269	28.926	37.928	30.586	
48	24'25.695	26.623	28.805	38.309	30.394			10	<b>2'01.306</b>	25.320	27.997	37.545	30.444	324.3
49	<b>2'00.166</b>	24.941	27.621	37.375	30.229	327.2		11	<b>2'01.256</b>	25.288	27.969	37.545	30.454	327.2
50	<b>2'01.988</b>	24.919	29.167	37.513	30.389	328.2		12	<b>2'00.784</b>	25.069	27.943	37.325	30.447	326.2
51	<b>1'59.536</b>	24.809	27.496	36.911	30.320	329.2		13	<b>2'02.347</b>	25.089	28.031	37.720	31.507	323.3
52	2'06.804 P	24.867	27.569	36.917	37.451	329.2	14	2'18.279 P	27.179	31.583	41.557	37.960	295.8	
<b>17th</b> <b>10</b> <b>Luca MARINI</b>	Repsol Honda Team		ITA											
	Runs=9	Total laps=38	Full laps=20	Valid laps=20										
1	52'40.455	27.251	29.515	39.555	31.420		15	21'06.796	31.352	29.160	38.683	31.131		
2	<b>2'02.745</b>	25.486	27.973	38.527	30.759	319.5	16	<b>2'01.660</b>	25.354	28.177	37.564	30.565	327.2	
3	<b>2'00.758</b>	25.052	27.730	37.428	30.548	329.2	17	<b>2'01.624</b>	25.206	27.990	37.498	30.930	329.2	
4	<b>2'00.287</b>	24.975	27.701	37.256	30.355	330.2	18	2'13.892 P	25.153	29.024	41.829	37.886	322.3	
5	2'13.637 P	26.968	29.513	40.120	37.036	322.3	19	11'39.905	25.960	28.575	38.560	30.624		
6	16'38.389	27.479	28.502	38.203	30.579		20	<b>1'59.494</b>	24.886	27.561	37.080	29.967	333.3	
7	<b>2'01.668</b>	25.595	27.787	37.852	30.434	332.3	21	<b>1'59.048</b>	24.755	27.461	36.766	30.066	330.2	
8	<b>2'00.116</b>	24.929	27.635	37.232	30.320	334.3	22	<b>2'06.307</b>	24.858	30.139	40.469	30.841	330.2	
9	<b>2'00.125</b>	24.962	27.643	37.126	30.394	331.2	23	<b>1'59.486</b>	24.736	27.451	36.780	30.519	335.4	
10	2'17.745 P	28.019	31.973	39.694	38.059	322.3	24	2'16.540 P	28.102	29.856	40.898	37.684	318.5	
11	17'55.785	27.113	28.844	37.991	37.599		25	23'18.624	26.073	29.949	40.912	30.289		
12	<b>2'03.233</b>	25.595	27.984	38.960	30.694	326.2	26	<b>1'59.500</b>	24.806	27.467	37.060	30.167	332.3	
13	<b>2'01.205</b>	25.094	28.131	37.331	30.649	336.4	27	<b>1'59.438</b>	24.825	27.428	36.873	30.312	330.2	
14	2'05.761 P	25.068	27.985	37.372	35.336	334.3	28	<b>1'59.681</b>	24.901	27.465	37.047	30.268	327.2	
15	29'50.190	28.185	29.162	38.358	30.575		29	<b>2'12.994</b>	24.892	33.267	41.879	32.956	326.2	
16	<b>2'01.439</b>	25.262	28.093	37.474	30.610	327.2	30	<b>2'00.074</b>	24.907	27.610	37.125	30.432	332.3	
17	<b>2'01.229</b>	25.111	28.149	37.539	30.430	332.3	31	<b>2'08.636</b>	24.837	28.282	42.935	32.582	328.2	
18	2'07.438 P	25.100	28.136	37.586	36.616	331.2	32	2'16.178 P	27.721	29.510	38.331	40.616	321.4	
19	12'51.930	25.440	29.209	38.371	30.409		33	31'35.147	25.896	28.808	38.811	30.740		
20	<b>1'59.786</b>	24.934	27.559	37.095	30.198	330.2	34	<b>1'59.861</b>	24.788	27.696	37.112	30.265	329.2	
21	<b>1'58.969</b>	24.736	27.389	36.819	30.025	331.2	35	<b>2'00.794</b>	24.806	27.540	38.052	30.396	332.3	
22	2'15.085 P	28.463	31.598	38.948	36.076	335.4	36	<b>2'00.286</b>	24.813	27.663	37.360	30.450	332.3	
23	12'36.504	25.945	28.161	37.504	30.391		37	<b>2'00.255</b>	24.845	27.642	37.326	30.442	329.2	
24	<b>1'59.594</b>	24.934	27.469	37.009	30.182	331.2	38	2'26.515 P	28.695	34.543	43.697	39.580	306.8	
25	<b>1'59.496</b>	24.817	27.403	36.969	30.307	331.2	39	2:08'53.747	26.712	29.460	38.491	30.946		
26	2'10.275 P	26.655	28.098	39.510	36.012	313.9	40	<b>2'01.868</b>	25.118	28.222	37.775	30.753	327.2	
27	44'03.846	25.977	28.929	39.985	30.694		41	<b>2'01.604</b>	25.042	28.143	37.662	30.757	330.2	
28	<b>2'00.888</b>	25.095	27.849	37.426	30.518	329.2	42	<b>2'01.463</b>	25.043	28.189	37.536	30.695	330.2	
29	<b>2'00.407</b>	24.946	27.787	37.264	30.410	331.2	43	<b>2'01.337</b>	25.000	28.209	37.434	30.694	329.2	
30	2'14.128 P	27.048	30.527	40.257	36.296	316.7	44	2'20.047 P	27.122	31.710	41.115	40.100	309.4	
31	2:13'13.387	26.943	29.256	39.195	30.826		45	13'34.262	26.873	29.581	38.334	31.464		
32	<b>2'02.741</b>	25.370	29.002	37.796	30.573	322.3	46	<b>2'00.967</b>	24.869	28.164	37.329	30.605	332.3	
33	<b>2'00.984</b>	25.047	27.846	37.303	30.788	328.2	47	<b>2'00.914</b>	24.803	27.925	37.501	30.685	330.2	
34	2'06.275 P	25.028	27.797	37.397	36.053	331.2	48	<b>2'00.348</b>	24.745	27.797	37.299	30.507	331.2	
35	22'43.128	26.315	28.513	38.031	30.617		49	<b>2'00.434</b>	24.734	27.941	37.217	30.542	331.2	
36	<b>2'00.685</b>	25.045	27.782	37.423	30.435	329.2	50	2'27.683 P	28.983	32.455	43.329	42.916	315.7	
37	<b>2'00.295</b>	24.889	27.739	37.277	30.390	334.3	51	25'00.966	27.298	29.311	39.108	30.747		
38	2'12.502 P	27.526	31.428	38.143	35.405	331.2	52	<b>2'00.806</b>	24.857	28.033	37.485	30.431	329.2	
							53	<b>2'00.595</b>	24.875	27.896	37.316	30.508	330.2	

**Fastest Lap:** Jorge MARTIN      Prima Pramac Racing      SPA      **1'57.951**      24.483      27.211      36.542      29.715

These data/results cannot be reproduced, stored and/or transmitted in whole or in part by any manner of electronic, mechanical, photocopying, recording, broadcasting or otherwise now known or herein after developed without the previous express consent by the copyright owner, except for reproduction in daily press and regular printed publications on sale to the public within 60 days of the event related to those data/results and always provided that copyright symbol appears together as follows below.  
© DORNA, 2024







# Day 1 Practice

# MotoGP

Lap	Lap Time	T1	T2	T3	T4	Speed	Lap	Lap Time	T1	T2	T3	T4	Speed	
29	<b>2'00.466</b>	24.990	27.796	37.397	30.283	328.2	45	2'15.542 P	24.956	34.023	38.737	37.826	327.2	
30	<b>2'00.150</b>	24.791	27.744	37.308	30.307	328.2	46	2'26.373	25.154	31.050	38.667	31.022		
31	<b>1'59.647</b>	24.759	27.575	37.043	30.270	329.2	47	<b>2'01.532</b>	25.073	28.128	37.643	30.688	327.2	
32	2'13.209 P	26.139	30.028	40.045	36.997	329.2	48	<b>2'02.065</b>	25.332	28.080	37.939	30.714	328.2	
33	18'03.876	32.611	29.520	38.792	30.841		49	2'15.625 P	25.181	31.394	41.455	37.595	325.3	
34	<b>2'00.302</b>	24.985	27.594	37.297	30.426	325.3	50	7'46.560	26.809	29.670	38.208	30.657		
35	<b>2'00.270</b>	24.990	27.833	37.141	30.306	327.2	51	<b>2'01.463</b>	25.162	28.098	37.568	30.635	327.2	
36	<b>1'59.876</b>	24.968	27.510	37.028	30.370	327.2	52	2'06.419 P	25.023	27.965	37.495	35.936	328.2	
37	2'12.773 P	26.577	30.146	39.019	37.031	325.3	53	11'01.330	25.514	29.264	38.104	30.739		
							54	<b>2'01.404</b>	25.084	28.165	37.541	30.614	327.2	
							55	<b>2'08.685</b>	25.106	32.648	39.561	31.370	326.2	
							56	<b>2'03.857</b>	25.226	28.089	39.521	31.021	326.2	
							57	2'10.970 P	25.230	28.183	37.498	40.059	324.3	
							58	11'17.033	25.549	31.099	43.127	33.498		
							59	<b>2'03.094</b>	25.193	27.773	39.108	31.020	312.1	
							60	<b>2'00.075</b>	24.782	27.728	37.057	30.508	327.2	
							61	<b>2'04.416</b>	27.247	28.606	38.009	30.554	272.7	
							62	<b>1'59.793</b>	24.869	27.547	37.037	30.340	326.2	
							63	1'59.543	24.792	27.595	37.021	30.135	327.2	
							64	2'25.406 P	31.197	34.062	41.328	38.819	305.9	
<b>21st</b>	<b>37</b>	<b>Augusto FERNAND</b>					Red Bull GASGAS Te SPA							
		Runs=12	Total laps=64	Full laps=40	Valid laps=40									
1	41'29.121	31.714	35.236	44.269	33.854									
2	2'17.548 P	27.663	30.131	39.739	40.015	277.6								
3	5'45.559	26.666	30.394	39.680	31.603									
4	<b>2'04.669</b>	25.864	28.826	38.767	31.212	313.9								
5	<b>2'03.015</b>	25.396	28.522	38.183	30.914	327.2								
6	<b>2'02.526</b>	25.477	28.400	37.863	30.786	317.6								
7	<b>2'04.823</b>	25.582	29.576	38.507	31.158	325.3								
8	<b>2'01.618</b>	25.230	28.173	37.663	30.552	323.3								
9	<b>2'01.289</b>	25.133	28.089	37.452	30.615	326.2								
10	<b>2'05.845</b>	25.814	30.752	38.499	30.780	325.3								
11	<b>2'01.015</b>	25.104	27.972	37.357	30.582	328.2								
12	2'14.926 P	27.347	30.450	39.812	37.317	319.5								
13	38'54.384	27.066	31.602	38.773	31.010									
14	<b>2'01.617</b>	25.292	28.125	37.599	30.601	321.4								
15	<b>2'01.394</b>	25.143	28.082	37.471	30.698	327.2								
16	4'24.985 P	25.072	28.127			326.2								
17	21'49.989	30.218	29.369	38.116	30.655									
18	<b>2'00.954</b>	25.109	27.892	37.434	30.519	326.2								
19	<b>2'00.770</b>	25.076	27.953	37.303	30.438	326.2								
20	2'13.367 P	25.108	30.182	39.777	38.300	325.3								
21	13'52.064	27.821	29.626	38.695	35.300									
22	<b>2'05.996</b>	25.371	29.411	40.389	30.825	312.1								
23	<b>2'01.722</b>	25.377	28.192	37.543	30.610	326.2								
24	<b>2'00.788</b>	25.092	27.929	37.343	30.424	325.3								
25	<b>2'00.598</b>	25.040	27.893	37.257	30.408	327.2								
26	2'15.909 P	28.160	30.578	39.552	37.619	321.4								
27	17'42.388	26.985	28.914	38.037	30.662									
28	<b>2'00.220</b>	24.991	27.783	37.179	30.267	330.2								
29	<b>2'06.152</b>	25.015	27.615	40.445	33.077	330.2								
30	<b>2'04.823</b>	25.620	29.965	38.322	30.916	326.2								
31	<b>2'00.277</b>	24.866	27.701	37.167	30.543	329.2								
32	<b>2'04.721</b>	26.839	28.808	38.435	30.639	291.1								
33	<b>1'59.923</b>	24.804	27.722	37.113	30.284	329.2								
34	2'18.346 P	26.049	31.726	41.164	39.407	328.2								
35	22'55.885	26.909	29.786	38.264	30.796									
36	<b>2'01.107</b>	25.073	27.849	37.468	30.717	328.2								
37	<b>2'00.894</b>	25.064	27.783	37.403	30.644	327.2								
38	<b>2'01.467</b>	25.055	27.994	37.577	30.841	328.2								
39	2'10.403 P	25.098	28.064	37.752	39.489	329.2								
40	2:33'46.981	27.213	29.704	39.037	31.817									
41	<b>2'07.576</b>	25.374	28.591	41.560	32.051	327.2								
42	<b>2'01.688</b>	25.256	28.018	37.744	30.670	317.6								
43	<b>2'02.124</b>	25.358	28.151	37.860	30.755	327.2								
44	<b>2'01.054</b>	24.982	27.948	37.592	30.532	326.2								
<b>22nd</b>	<b>25</b>	<b>Raul FERNANDEZ</b>					Trackhouse Racing SPA							
		Runs=5	Total laps=21	Full laps=11	Valid laps=14									
1	4'27.861	26.092	30.274	39.446	31.486									
2	<b>2'02.910</b>	26.175	28.235	37.982	30.518	304.2								
3	<b>2'00.244</b>	25.092	27.763	37.066	30.323	324.3								
	unfinished	24.874	27.841			326.2								
4	<b>2'04.344</b>	25.555	29.142	38.958	30.689									
5	<b>2'00.724</b>	25.257	27.746	37.364	30.357	324.3								
6	2'00.120	24.896	27.749	37.216	30.259	324.3								
7	2'15.387 P	27.184	30.419	39.448	38.336	314.8								
8	31'12.308	26.649	29.122	38.024	30.757									
9	<b>2'00.647</b>	25.107	27.832	37.282	30.426	328.2								
10	<b>2'06.437</b>	26.866	28.210	39.731	31.630	331.2								
11	<b>2'00.458</b>	25.011	27.769	37.273	30.405	332.3								
12	2'10.424 P	25.759	28.482	38.329	37.854	317.6								
13	16'22.574	25.186	28.698	37.672	30.598									
14	<b>2'01.028</b>	25.068	27.947	37.468	30.545	329.2								
15	<b>2'00.644</b>	24.997	27.737	37.438	30.472	327.2								
16	2'12.304 P	25.038	29.503	38.788	38.975	326.2								
17	1:52'19.498	26.278	29.893	39.162	31.011									
18	<b>2'02.821</b>	25.752	28.202	37.785	31.082	313.9								
19	<b>2'01.686</b>	25.113	28.032	37.782	30.759	326.2								
20	<b>2'01.430</b>	25.120	28.054	37.412	30.844	328.2								
21	2'16.303 P	26.482	30.116	40.675	39.030	320.4								
<b>23rd</b>	<b>51</b>	<b>Michele PIRRO</b>					Prima Pramac Racing ITA							
		Runs=12	Total laps=59	Full laps=35	Valid laps=35									
1	51'57.878	29.315	31.523	41.311	32.039									
2	<b>2'04.682</b>	26.148	28.505	38.794	31.235	313.9								
3	<b>2'02.618</b>	25.477	28.081	38.125	30.935	327.2								
4	2'21.379 P	26.077	30.422	41.717	43.163	326.2								
5	18'19.227	28.728	30.462	40.198	32.166									
6	<b>2'03.140</b>	25.769	28.279	38.037	31.055	323.3								
7	<b>2'01.694</b>	25.279	27.825	37.728	30.862	326.2								
8	2'19.346 P	26.590	30.543	40.538	41.675	324.3								

**Fastest Lap:** Jorge MARTIN      Prima Pramac Racing SPA      **1'57.951**      24.483      27.211      36.542      29.715

These data/results cannot be reproduced, stored and/or transmitted in whole or in part by any manner of electronic, mechanical, photocopying, recording, broadcasting or otherwise now known or herein after developed without the previous express consent by the copyright owner, except for reproduction in daily press and regular printed publications on sale to the public within 60 days of the event related to those data/results and always provided that copyright symbol appears together as follows below.  
© DORNA, 2024



# Day 1 Practice

MotoGP

Lap	Lap Time	T1	T2	T3	T4	Speed	Lap	Lap Time	T1	T2	T3	T4	Speed
9	27'46.934	28.679	30.212	39.018	31.702								
10	<b>2'03.731</b>	26.719	28.152	37.772	31.088	326.2							
11	<b>2'02.493</b>	25.147	28.161	37.849	31.336	327.2							
12	2'18.627 P	26.396	30.455	39.855	41.921	326.2							
13	30'01.256	27.663	30.724	38.797	31.063								
14	<b>2'00.420</b>	24.999	27.528	37.177	30.716	324.3							
15	<b>2'00.402</b>	24.944	27.547	37.160	30.751	324.3							
16	2'17.354 P	25.697	30.376	40.057	41.224	325.3							
17	20'08.012	30.043	29.655	38.394	31.064								
18	<b>2'29.820</b>	49.387	30.953	38.314	31.166	321.4							
19	<b>2'03.793</b>	25.129	29.367	38.208	31.089	321.4							
20	<b>2'01.579</b>	25.131	28.069	37.407	30.972	321.4							
21	<b>2'01.159</b>	25.178	27.826	37.380	30.775	323.3							
22	2'20.231 P	26.782	31.268	41.067	41.114	319.5							
23	20'14.667	27.481	30.098	38.926	31.164								
24	<b>2'02.169</b>	25.290	28.024	37.596	31.259	322.3							
25	<b>2'01.440</b>	25.121	27.934	37.392	30.993	323.3							
26	<b>2'02.044</b>	25.333	27.917	37.923	30.871	323.3							
27	2'19.174 P	26.836	30.728	39.797	41.813	325.3							
28	13'56.659	28.518	31.940	43.838	32.514								
29	<b>2'01.899</b>	25.314	27.998	37.569	31.018	322.3							
30	<b>2'01.915</b>	25.278	27.927	37.804	30.906	323.3							
31	<b>2'01.398</b>	25.154	27.945	37.393	30.906	323.3							
32	2'18.604 P	26.795	30.378	40.166	41.265	324.3							
33	2:04'03.864	30.466	32.330	40.650	32.455								
34	<b>2'05.982</b>	26.339	29.173	38.771	31.699	315.7							
35	<b>2'03.725</b>	25.803	28.541	38.049	31.332	318.5							
36	<b>2'02.984</b>	25.625	28.202	37.940	31.217	323.3							
37	2'22.634 P	26.902	30.721	40.570	44.441	322.3							
38	14'55.410	32.061	31.529	39.925	31.877								
39	<b>2'04.259</b>	26.002	28.576	38.197	31.484	319.5							
40	<b>2'03.570</b>	25.607	28.396	38.026	31.541	319.5							
41	<b>2'03.237</b>	25.628	28.258	38.102	31.249	318.5							
42	2'23.208 P	26.592	30.978	41.325	44.313	319.5							
43	13'50.965	30.446	31.159	40.390	33.545								
44	<b>2'04.680</b>	25.882	28.658	38.311	31.829	322.3							
45	<b>2'03.654</b>	25.634	28.487	38.252	31.281	323.3							
46	<b>2'03.402</b>	25.616	28.364	37.809	31.613	324.3							
47	2'23.241 P	27.128	31.525	41.299	43.289	324.3							
48	32'07.218	29.105	31.270	39.426	31.922								
49	<b>2'04.657</b>	26.127	28.778	38.405	31.347	322.3							
50	<b>2'03.596</b>	25.584	28.506	38.095	31.411	323.3							
51	<b>2'03.741</b>	25.757	28.646	38.011	31.327	317.6							
52	2'21.545 P	26.858	31.106	41.191	42.390	323.3							
53	9'47.491	28.313	29.573	38.982	31.458								
54	<b>2'02.033</b>	25.322	28.188	37.522	31.001	326.2							
55	<b>2'01.887</b>	25.386	27.929	37.722	30.850	327.2							
56	<b>2'01.186</b>	25.153	27.734	37.248	31.051	326.2							
57	<b>2'04.782</b>	27.529	28.597	37.762	30.894	328.2							
58	<b>2'00.842</b>	25.119	27.778	37.120	30.825	330.2							
59	2'23.944 P	27.091	31.934	41.598	43.321	313.0							

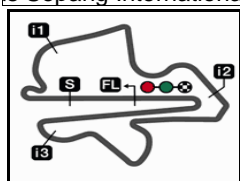
**Fastest Lap:** Jorge MARTIN Prima Pramac Racing SPA **1'57.951** 24.483 27.211 36.542 29.715

These data/results cannot be reproduced, stored and/or transmitted in whole or in part by any manner of electronic, mechanical, photocopying, recording, broadcasting or otherwise now known or herein after developed without the previous express consent by the copyright owner, except for reproduction in daily press and regular printed publications on sale to the public within 60 days of the event related to those data/results and always provided that copyright symbol appears together as follows below.  
© DORNA, 2024

Official MotoGP Timing by TISSOT  
www.motogp.com



Sepang, Tuesday, February 06, 2024



5543 m.

# Sepang MotoGP™ Official Test

## Day 1 Practice

### Best Partial Times

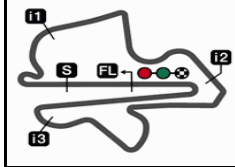
# MotoGP™

*IT* Ideal Lap Time, sum of the best partial times

*BT* Best Lap Time

T1		T2		T3		T4				IT		BT	
Pos	Rider	Time	Rider	Time	Rider	Time	Rider	Time	Pos	Rider	IT	BT	
1	F.QUARTARARO	24.402	J.MARTIN	27.154	P.ACOSTA	36.490	J.MARTIN	29.715	1	J.MARTIN	1'57.879	1'57.951	(1)
2	P.ACOSTA	24.412	B.BINDER	27.183	F.DI GIANNANTO	36.495	P.ACOSTA	29.800	2	P.ACOSTA	1'58.031	1'58.220	(2)
3	J.MARTIN	24.474	F.DI GIANNANTO	27.194	F.QUARTARARO	36.529	E.BASTIANINI	29.814	3	F.QUARTARAR	1'58.145	1'58.228	(3)
4	E.BASTIANINI	24.514	F.BAGNAIA	27.227	J.MARTIN	36.536	J.ZARCO	29.910	4	E.BASTIANINI	1'58.231	1'58.357	(5)
5	M.VIÑALES	24.523	M.OLIVEIRA	27.239	J.MIR	36.537	J.MIR	29.929	5	F.DI GIANNAN	1'58.271	1'58.325	(4)
6	B.BINDER	24.536	A.MARQUEZ	27.246	A.MARQUEZ	36.549	F.QUARTARARO	29.940	6	M.VIÑALES	1'58.311	1'58.470	(6)
7	F.DI GIANNANTO	24.542	M.VIÑALES	27.250	E.BASTIANINI	36.577	M.VIÑALES	29.950	7	A.MARQUEZ	1'58.355	1'58.542	(7)
8	A.MARQUEZ	24.553	M.MARQUEZ	27.259	M.BEZZECCHI	36.584	A.RINS	29.954	8	J.ZARCO	1'58.390	1'58.670	(10)
9	A.ESPARGARO	24.560	J.ZARCO	27.270	A.ESPARGARO	36.587	J.MILLER	29.967	9	M.BEZZECCHI	1'58.487	1'58.605	(8)
10	A.RINS	24.571	F.QUARTARARO	27.274	M.VIÑALES	36.588	M.MARQUEZ	29.987	10	B.BINDER	1'58.542	1'58.724	(12)
11	M.MARQUEZ	24.578	M.BEZZECCHI	27.282	J.ZARCO	36.608	A.MARQUEZ	30.007	11	A.ESPARGAR	1'58.551	1'58.738	(13)
12	M.BEZZECCHI	24.593	E.BASTIANINI	27.326	M.OLIVEIRA	36.636	L.MARINI	30.025	12	M.MARQUEZ	1'58.563	1'58.621	(9)
13	J.MILLER	24.600	A.ESPARGARO	27.327	F.BAGNAIA	36.679	M.BEZZECCHI	30.028	13	F.BAGNAIA	1'58.567	1'58.813	(16)
14	J.ZARCO	24.602	P.ACOSTA	27.329	J.MILLER	36.725	B.BINDER	30.036	14	J.MIR	1'58.570	1'58.741	(14)
15	F.BAGNAIA	24.606	J.MIR	27.374	M.MARQUEZ	36.739	F.DI GIANNANTO	30.040	15	M.OLIVEIRA	1'58.586	1'58.750	(15)
16	M.OLIVEIRA	24.671	C.CRUTCHLOW	27.381	B.BINDER	36.787	M.OLIVEIRA	30.040	16	A.RINS	1'58.716	1'58.716	(11)
17	C.CRUTCHLOW	24.683	L.MARINI	27.389	A.RINS	36.800	F.BAGNAIA	30.055	17	J.MILLER	1'58.720	1'59.048	(18)
18	J.MIR	24.730	A.RINS	27.391	L.MARINI	36.819	A.ESPARGARO	30.077	18	L.MARINI	1'58.969	1'58.969	(17)
19	L.MARINI	24.736	J.MILLER	27.428	T.NAKAGAMI	36.838	C.CRUTCHLOW	30.089	19	C.CRUTCHLO	1'59.077	1'59.137	(19)
20	T.NAKAGAMI	24.744	T.NAKAGAMI	27.483	C.CRUTCHLOW	36.924	A.FERNANDEZ	30.135	20	T.NAKAGAMI	1'59.212	1'59.212	(20)
21	A.FERNANDEZ	24.782	M.PIRRO	27.528	A.FERNANDEZ	37.021	T.NAKAGAMI	30.147	21	A.FERNANDEZ	1'59.485	1'59.543	(21)
22	R.FERNANDEZ	24.874	A.FERNANDEZ	27.547	R.FERNANDEZ	37.066	R.FERNANDEZ	30.259	22	R.FERNANDEZ	1'59.936	2'00.120	(22)
23	M.PIRRO	24.944	R.FERNANDEZ	27.737	M.PIRRO	37.120	M.PIRRO	30.716	23	M.PIRRO	2'00.308	2'00.402	(23)

These data/results cannot be reproduced, stored and/or transmitted in whole or in part by any manner of electronic, mechanical, photocopying, recording, broadcasting or otherwise now known or herein after developed without the previous express consent by the copyright owner, except for reproduction in daily press and regular printed publications on sale to the public within 60 days of the event related to those data/results and always provided that copyright symbol appears together as follows below.  
© DORNA, 2024




5543 m.

## Sepang MotoGP™ Official Test

### Day 1 Practice

### Fastest Laps Sequence

<i>Practice Time</i>	 <i>Rider</i>	<i>Nation</i>	<i>Motorcycle</i>	<i>Time</i>	<i>Km/h</i>	<i>Rider's Lap</i>
<b>4'31.102</b>	42 <b>Alex RINS</b>	SPA	YAMAHA	<b>2'05.091</b>	159.5	2
<b>6'30.771</b>	25 <b>Raul FERNANDEZ</b>	SPA	APRILIA	<b>2'02.910</b>	162.3	2
<b>6'32.804</b>	42 <b>Alex RINS</b>	SPA	YAMAHA	<b>2'01.702</b>	163.9	3
<b>8'31.015</b>	25 <b>Raul FERNANDEZ</b>	SPA	APRILIA	<b>2'00.244</b>	165.9	3
<b>57'02.253</b>	12 <b>Maverick VIÑALES</b>	SPA	APRILIA	<b>1'59.639</b>	166.7	3
<b>1:43'04.810</b>	89 <b>Jorge MARTIN</b>	SPA	DUCATI	<b>1'58.904</b>	167.8	15
<b>1:45'03.020</b>	89 <b>Jorge MARTIN</b>	SPA	DUCATI	<b>1'58.210</b>	168.8	16
<b>2:09'23.695</b>	89 <b>Jorge MARTIN</b>	SPA	DUCATI	<b>1'57.951</b>	169.1	22

These data/results cannot be reproduced, stored and/or transmitted in whole or in part by any manner of electronic, mechanical, photocopying, recording, broadcasting or otherwise now known or herein after developed without the previous express consent by the copyright owner, except for reproduction in daily press and regular printed publications on sale to the public within 60 days of the event related to those data/results and always provided that copyright symbol appears together as follows below.

© DORNA, 2024

Official MotoGP Timing by **TISSOT**  
www.motogp.com



**Sepang, Tuesday, February 06, 2024**