

Tests of Aruba.it Racing Ducati

Test Day

29 - 30 January 2024

Result Test of Aruba.it Racing - Ducati - 29-01-2024

Autodromo Internacional Algarve - 4592mtr.

Pos	Nbr	Name	Entrant	Fastest	In	Gap	Diff	Laps	Km/h
1	11	Nicolò Bulega - B2	Aruba It Racing	1:39.913	77			83	165.46
2	54	Toprak Razatlioglu - B1	SMR	1:40.007	31	0.094	0.094	64	165.30
3	65	Jonathan Rea - B1	Yamaha	1:40.061	54	0.148	0.054	56	165.21
4	87	Remy Gardner - B2	GYTRGRT Yamaha WSBK Team	1:40.268	56	0.355	0.207	69	164.87
5	55	Andrea Locatelli - B1	Yamaha	1:40.270	62	0.357	0.002	64	164.87
6	14	Sam Lowes - B3	Marc VDS	1:40.463	23	0.550	0.193	24	164.55
7	60	Michael van der Mark - B1	SMR	1:40.636	27	0.723	0.173	63	164.27
8	1	Alvaro Bautista - B2	Aruba It Racing	1:40.673	19	0.760	0.037	44	164.21
9	97	Xavi Vierge	HRC	1:40.729	88	0.816	0.056	89	164.12
10	22	Alex Lowes - AL1	Kawasaki Racing Team WSBK	1:40.779	56	0.866	0.050	65	164.03
11	1	Alvaro Bautista - B1	Aruba It Racing	1:40.808	21	0.895	0.029	42	163.99
12	14	Sam Lowes - B1	Marc VDS	1:40.875	45	0.962	0.067	51	163.88
13	55	Andrea Locatelli - B2	Yamaha	1:40.909	12	0.996	0.034	15	163.82
14	28	Bradley Ray - B1	Yamaha Motoxrcing WorldSBK Team	1:41.027	41	1.114	0.118	69	163.63
15	54	Toprak Razatlioglu - B2	SMR	1:41.029	3	1.116	0.002	10	163.63
16	31	Garrett Gerloff - B1	Bonovo action BMW	1:41.039	50	1.126	0.010	55	163.61
17	7	Iker Lecuona	HRC	1:41.044	48	1.131	0.005	62	163.60
18	21	Michael Ruben Rinaldi - B2	Team Motocorsa Racing	1:41.081	22	1.168	0.037	67	163.54
19	45	Scott Redding - B2	Bonovo action BMW	1:41.083	47	1.170	0.002	67	163.54
20	87	Remy Gardner - B1	GYTRGRT Yamaha WSBK Team	1:41.123	19	1.210	0.040	20	163.48
21	9	Danilo Petrucci	Barni Racing Team	1:41.152	39	1.239	0.029	70	163.43
22	29	Andrea Iannone - B3	Team GoEleven	1:41.208	54	1.295	0.056	55	163.34
23	47	Axel Bassani - AB2	Kawasaki Racing Team WSBK	1:41.305	66	1.392	0.097	67	163.18
24	65	Jonathan Rea - B2	Yamaha	1:41.344	11	1.431	0.039	19	163.12
25	21	Michael Ruben Rinaldi - B1	Team Motocorsa Racing	1:41.361	13	1.448	0.017	15	163.09
26	60	Michael van der Mark - B2	SMR	1:41.477	12	1.564	0.116	20	162.91
27	53	Tito Rabat	Puccetti Racing Team	1:41.484	69	1.571	0.007	71	162.89
28	5	Philipp Ottl	GMT 94 - Yamaha	1:41.736	57	1.823	0.252	72	162.49
29	29	Andrea Iannone - B2	Team GoEleven	1:41.969	10	2.056	0.233	11	162.12
30	31	Garret Gerloff - B2	Bonovo action BMW	1:42.100	4	2.187	0.131	5	161.91
31	50	Sylvain Guintoli	BMW Motorsport	1:42.102	48	2.189	0.002	58	161.91
32	38	Bradley Smith	BMW Motorsport	1:42.892	50	2.979	0.790	52	160.67
33	1	Francesco Bagnaia		1:43.090	73	3.177	0.198	90	160.36
34	121	Florian Marino - TB	Kawasaki Racing Team WSBK	1:43.323	13	3.410	0.233	18	160.00
35	10	Luca Marini		1:43.351	42	3.438	0.028	58	159.95
36	21	Franco Morbidelli		1:43.429	83	3.516	0.078	87	159.83
37	72	Marco Bezzecchi		1:43.622	81	3.709	0.193	90	159.53
38	23	Enea Bastianini		1:43.664	43	3.751	0.042	44	159.47
39	13	Celestino Vietti		1:43.713	79	3.800	0.049	80	159.39
40	49	Fabio Di Giannantonio		1:43.740	36	3.827	0.027	43	159.35
41	99	Adrian Huertas - B2	Aruba It Racing	1:43.806	66	3.893	0.066	77	159.25
42	46	Valentino Rossi		1:44.703	49	4.790	0.897	50	157.89
43	5	Niccolò Antonelli	Althea	1:44.815	58	4.902	0.112	71	157.72
44	16	Andrea Migno		1:45.026	52	5.113	0.211	60	157.40
45	74	Piotr Biesiekirski	Althea	1:45.161	45	5.248	0.135	66	157.20
46	95	Tarran Mackenzie	MIE Petronas Honda	2:07.337	2	27.424	22.176	2	129.82
47	22	Alex Lowes - AL2	Kawasaki Racing Team WSBK					1	0.00

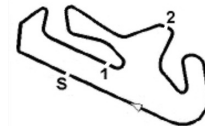
Fastest time : 1:39.913 in lap 77 by nbr. 11 : Nicolò Bulega - B2 ()

Publication-time

Results: <https://livetiming.raceresults.nu/autodromodalgarve>

Timekeeping by :

Page 1 of 1	Results remain provisional pending technical examination and decisions from the stewards of the meeting	



Tests of Aruba.it Racing Ducati

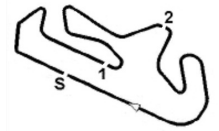
Test Day

29 - 30 January 2024

Laptimes - Test of Aruba.it Racing - Ducati - 29-01-2024

Autodromo Internacional Algarve - 4592mtr.

Nbr	Name	Laps	lap	Lap ..1	Lap ..2	Lap ..3	Lap ..4	Lap ..5	Lap ..6	Lap ..7	Lap ..8	Lap ..9	Lap ..0
72	Marco Bezzecchi	90	1 - 10	2:05.726	1:53.774	1:56.418	1:48.964	2:01.351	8:10.162	1:48.011	1:47.355	1:47.139	1:46.519
			11 - 20	1:46.539	1:46.441	1:46.266	1:53.793	1:46.286	1:46.071	2:08.453	42:37.716	1:46.597	1:59.589
			21 - 30	6:06.218	1:46.173	1:46.404	1:45.773	1:45.636	1:48.239	1:45.313	1:45.480	1:45.932	1:45.411
			31 - 40	1:45.559	1:46.015	1:45.845	2:01.241	28:38.170	1:47.056	1:47.526	1:45.492	1:45.260	1:45.031
			41 - 50	1:44.701	1:44.413	1:44.778	1:44.726	1:44.206	1:44.677	1:44.346	2:01.627	36:04.761	1:44.598
			51 - 60	1:44.939	1:47.676	1:44.340	1:44.027	1:44.341	1:43.807	1:44.423	1:43.891	1:44.152	1:43.921
			61 - 70	1:43.859	2:02.114	52:25.729	1:45.485	1:44.507	1:44.044	1:44.568	1:44.062	1:43.857	1:43.929
			71 - 80	1:44.632	1:44.011	1:47.758	1:44.324	1:44.162	2:05.106	26:53.829	1:44.568	1:43.879	1:44.115
			81 - 90	1:43.622	1:43.630	1:43.740	1:43.905	1:43.624	1:43.807	1:47.735	1:45.902	1:44.159	2:17.052
1	Francesco Bagnaia	90	1 - 10	1:54.883	1:47.350	1:46.338	1:45.482	1:45.565	1:44.951	1:44.776	1:49.354	1:44.808	1:45.000
			11 - 20	1:44.619	1:44.614	1:50.019	1:44.318	2:05.501	30:31.162	1:45.653	1:45.384	1:45.079	1:45.054
			21 - 30	1:44.762	1:44.883	1:44.358	1:44.396	1:57.733	1:44.611	1:56.945	1:44.314	1:45.048	2:03.197
			31 - 40	27:10.970	1:44.851	1:44.334	1:44.117	1:44.145	1:44.114	1:48.681	1:43.955	1:43.678	1:43.819
			41 - 50	1:44.047	1:44.018	1:43.489	1:43.203	2:04.479	36:02.712	1:44.552	1:44.251	1:43.793	1:43.856
			51 - 60	1:43.975	1:43.594	1:43.592	1:43.741	1:43.637	1:51.202	1:43.716	1:44.975	1:43.314	2:10.462
			61 - 70	1:44.50.599	1:45.085	1:44.395	1:44.155	1:44.272	1:43.648	1:51.006	1:43.790	1:43.540	1:43.230
			71 - 80	1:43.288	1:50.999	1:43.090	1:43.771	2:10.075	30:50.724	1:44.392	1:44.103	1:43.894	1:43.744
			81 - 90	1:44.045	1:43.910	1:43.841	1:43.871	1:44.132	1:50.286	1:45.646	1:43.631	1:43.519	2:12.800
97	Xavi Vierge	89	1 - 10	1:55.911	1:44.444	1:43.778	1:43.171	1:42.669	1:43.107	1:42.223	2:06.217	21:03.093	1:42.867
			11 - 20	1:42.445	1:42.576	1:43.116	1:59.552	17:58.065	1:43.891	1:43.877	1:42.532	1:42.922	1:53.827
			21 - 30	10:54.985	1:42.783	1:45.431	1:45.153	1:57.661	9:07.151	1:42.924	1:56.429	8:53.122	1:42.381
			31 - 40	1:42.770	1:42.435	1:42.371	2:01.379	18:56.583	1:43.145	1:43.083	1:43.049	1:42.697	2:00.143
			41 - 50	10:50.847	1:42.073	1:41.952	1:47.685	1:45.065	1:42.133	1:41.954	1:56.951	37:18.915	1:42.630
			51 - 60	1:42.224	1:42.148	1:54.335	7:37.051	1:41.600	1:41.944	1:53.918	1:05:19.079	1:44.872	1:54.483
			61 - 70	10:07.523	1:42.031	1:42.360	1:42.107	1:41.898	1:54.577	16:52.254	1:41.948	1:42.194	1:52.439
			71 - 80	7:02.508	1:41.187	1:43.651	1:47.595	1:41.206	1:45.061	1:46.891	1:52.013	15:07.807	1:41.821
			81 - 90	1:52.020	5:37.180	1:41.026	1:52.528	5:29.211	1:40.929	1:40.866	1:40.729	2:03.668	
21	Franco Morbidelli	87	1 - 10	1:57.524	1:56.412	1:48.542	1:47.646	1:47.273	1:46.514	1:46.249	1:46.098	1:56.327	1:45.813
			11 - 20	1:51.452	1:53.005	1:45.494	1:45.446	2:09.270	27:15.858	1:47.204	1:46.181	1:45.565	1:45.281
			21 - 30	1:50.082	1:45.333	1:53.094	1:48.184	1:45.406	2:10.559	38:22.709	1:47.295	1:46.199	1:45.875
			31 - 40	1:45.326	1:45.658	1:45.456	1:45.277	1:44.743	1:56.153	1:54.056	1:44.503	1:44.436	2:10.871
			41 - 50	42:38.094	1:46.398	1:45.288	1:44.831	1:44.727	1:48.705	1:44.581	1:44.477	1:44.363	1:53.384
			51 - 60	1:44.263	1:53.349	1:47.529	1:44.113	1:43.986	2:15.342	1:14:00.372	1:47.462	1:46.357	1:44.867
			61 - 70	1:44.841	1:44.544	1:51.198	1:44.275	1:53.868	1:44.216	1:50.763	1:43.889	1:48.281	1:43.869
			71 - 80	1:52.965	1:43.707	2:22.821	38:39.508	1:52.916	1:44.682	1:43.818	1:43.983	1:43.973	2:05.704
			81 - 90	1:48.425	1:43.573	1:43.429	1:55.868	1:49.703	1:43.802	2:10.016			
11	Nicolò Bulega - B2	83	1 - 10	1:56.181	1:44.851	1:42.857	1:42.150	1:42.505	1:41.719	2:01.582	17:28.452	1:42.707	1:42.119
			11 - 20	1:41.869	1:45.885	2:06.033	14:22.374	1:42.146	1:41.996	1:41.719	2:02.339	14:00.895	1:41.703
			21 - 30	1:41.417	1:41.214	1:40.990	1:41.241	2:04.630	26:21.368	1:41.800	1:41.519	1:41.422	1:41.458
			31 - 40	2:04.709	9:01.238	1:41.075	1:41.308	1:40.706	2:03.561	21:13.348	1:46.277	1:41.928	1:40.658
			41 - 50	2:05.479	7:29.460	1:39.932	1:41.287	1:40.351	2:06.664	1:56:56.976	1:41.425	1:41.169	1:41.777
			51 - 60	1:41.816	1:41.214	2:01.934	20:30.840	1:41.425	1:43.308	1:40.833	1:40.833	1:41.277	1:40.870
			61 - 70	2:04.699	15:31.229	1:41.426	1:40.368	1:40.694	2:37.030	5:11.972	1:40.890	1:42.808	1:41.014
			71 - 80	2:00.653	6:09.935	1:40.614	2:34.820	1:55.171	7:08.042	1:39.913	1:39.970	1:40.313	1:55.127
			81 - 90	1:41.983	1:40.814	2:29.365							
13	Celestino Vietti	80	1 - 10	2:05.947	2:05.182	6:52.081	1:49.686	1:47.970	1:47.220	1:47.032	1:46.707	1:56.364	1:46.927



Tests of Aruba.it Racing Ducati

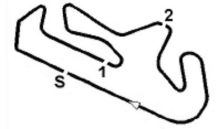
Test Day

29 - 30 January 2024

Laptimes - Test of Aruba.it Racing - Ducati - 29-01-2024

Autodromo Internacional Algarve - 4592mtr.

Nbr	Name	Laps	lap	Lap ..1	Lap ..2	Lap ..3	Lap ..4	Lap ..5	Lap ..6	Lap ..7	Lap ..8	Lap ..9	Lap ..0
			11 - 20	1:46.632	2:07.770	24:59.340	1:46.959	1:46.000	1:45.952	1:45.999	1:45.732	1:45.478	1:45.652
			21 - 30	1:45.546	1:45.300	1:45.000	1:44.983	2:04.560	25:55.392	1:46.344	1:46.449	1:49.091	1:45.786
			31 - 40	1:45.944	1:45.640	1:45.503	2:02.788	36:08.230	1:46.275	1:45.108	1:44.762	1:44.864	1:44.719
			41 - 50	1:44.564	1:44.272	1:44.289	1:44.385	1:44.295	1:43.992	2:04.871	41:02.315	1:45.867	1:45.250
			51 - 60	1:45.228	1:44.961	1:45.244	1:44.915	1:45.169	1:44.747	1:45.056	1:44.577	1:44.853	1:44.651
			61 - 70	1:46.233	2:07.952	48:42.634	1:45.862	1:44.898	1:44.902	1:44.650	1:47.292	1:44.767	1:44.564
			71 - 80	1:50.713	1:44.749	1:44.422	1:44.292	1:44.277	1:44.334	1:51.324	1:44.249	1:43.713	2:02.984
99	Adrián Huertas - B2	77	1 - 10	1:59.825	1:49.747	1:47.969	1:49.619	1:47.415	1:47.246	1:47.088	2:06.610	19:35.735	1:45.462
			11 - 20	1:45.120	1:45.251	1:45.054	1:45.402	1:45.075	1:45.037	2:06.481	28:47.917	1:45.825	1:45.727
			21 - 30	1:45.392	1:45.502	1:45.160	1:45.584	1:45.605	2:04.905	24:11.451	1:45.099	1:46.220	1:45.084
			31 - 40	1:44.782	1:47.988	1:46.245	2:02.374	20:09.582	1:45.505	1:45.130	1:45.431	1:45.042	1:44.784
			41 - 50	1:44.975	1:45.148	2:04.534	1:39:16.249	1:44.836	1:52.692	1:44.757	1:54.541	1:44.416	1:44.174
			51 - 60	1:44.510	1:58.161	31:36.430	1:45.336	1:44.781	1:45.160	2:02.045	27:06.269	1:44.470	1:44.565
			61 - 70	1:44.238	1:47.986	1:43.922	1:58.062	25:31.587	1:43.806	1:44.108	1:44.095	1:44.311	1:44.197
			71 - 80	1:43.948	1:44.503	1:44.478	2:05.676	6:23.179	2:38.746	4:33.130			
5	Philipp Ottl	72	1 - 10	1:53.624	1:48.256	1:46.254	1:45.523	1:44.602	2:10.553	24:55.206	1:46.808	2:05.593	16:02.509
			11 - 20	1:42.899	1:42.969	1:48.936	3:25.031	40:45.493	1:43.120	1:42.914	1:42.445	1:50.832	1:42.271
			21 - 30	1:42.126	1:41.992	2:08.775	16:57.249	1:46.058	1:43.030	1:42.960	2:03.234	17:24.550	1:42.058
			31 - 40	1:41.768	1:42.442	1:49.144	1:42.371	1:42.260	2:17.311	28:25.545	1:42.509	1:42.611	1:42.886
			41 - 50	1:59.980	1:56.227	1:42.791	1:49.962	2:03.830	1:33:01.868	1:43.444	1:43.046	1:42.783	1:42.955
			51 - 60	1:44.080	2:06.595	20:57.913	45:06.826	1:43.167	1:42.235	1:41.736	1:42.391	1:42.369	1:42.507
			61 - 70	1:43.923	1:42.435	1:42.767	1:42.298	1:42.618	1:42.780	1:42.673	1:46.911	1:43.015	1:42.454
			71 - 80	2:19.617	2:56.581								
53	Tito Rabat	71	1 - 10	1:50.785	1:47.047	1:45.830	1:45.409	1:44.548	1:44.208	1:44.018	1:43.828	2:01.509	20:42.512
			11 - 20	1:44.866	1:44.124	1:43.862	1:44.349	1:44.150	2:08.120	13:19.473	1:43.029	1:48.337	1:42.860
			21 - 30	1:43.040	1:43.104	1:43.014	2:17.730	43:30.725	1:44.087	1:43.283	1:42.711	1:42.780	1:42.605
			31 - 40	1:42.808	1:42.693	1:43.654	1:47.783	1:44.961	2:05.267	18:06.057	1:42.183	1:42.099	1:41.856
			41 - 50	1:42.266	1:42.352	1:43.775	1:42.594	1:42.555	1:42.656	1:58.574	47:18.055	1:42.734	1:42.126
			51 - 60	1:42.020	2:27.945	1:42.314	1:42.235	1:42.167	1:56.489	9:40.873	1:42.234	1:42.135	1:42.022
			61 - 70	1:42.005	1:42.918	1:57.958	9:08.151	1:41.761	1:41.660	1:54.409	4:07.255	1:41.484	1:41.504
			71 - 80	1:54.238									
5	Niccolò Antonelli	71	1 - 10	1:53.572	1:48.593	1:47.827	1:47.758	1:47.535	1:46.402	2:02.725	19:20.088	1:46.404	1:46.310
			11 - 20	1:45.589	1:45.533	1:52.010	1:45.323	2:04.908	17:51.240	1:46.225	1:45.880	1:47.181	1:46.087
			21 - 30	2:11.374	16:52.036	1:45.751	1:45.627	1:45.418	1:45.344	1:45.216	2:19.126	21:28.198	1:46.473
			31 - 40	1:45.722	1:45.685	1:45.501	1:45.430	1:45.254	2:02.853	1:19:54.868	1:46.558	1:46.400	1:50.134
			41 - 50	1:45.434	1:45.261	1:45.236	2:04.412	18:27.606	1:45.319	1:45.049	1:44.894	1:45.185	2:04.900
			51 - 60	28:12.193	1:46.038	1:45.710	1:47.274	1:45.686	1:45.359	1:45.028	1:44.815	2:10.219	27:34.599
			61 - 70	1:46.064	1:45.453	1:45.443	1:45.397	2:11.525	21:44.557	1:46.016	1:45.410	1:45.371	2:13.184
			71 - 80	2:58.352									
9	Daniilo Petrucci	70	1 - 10	2:01.842	1:52.111	1:43.658	1:42.855	1:59.189	17:30.958	1:42.395	1:43.160	1:42.237	1:41.924
			11 - 20	1:42.291	1:41.902	2:06.874	25:03.868	1:42.936	1:42.274	1:48.146	1:44.390	1:42.194	1:41.961
			21 - 30	2:10.396	28:42.040	1:42.231	1:43.086	1:42.633	2:08.413	11:11.662	1:41.248	1:41.260	1:41.680
			31 - 40	1:41.570	2:09.741	22:32.691	1:41.437	1:41.288	1:41.410	1:41.707	1:41.330	1:41.152	1:46.002
			41 - 50	1:55.629	1:11:23.425	1:41.723	1:41.652	1:41.499	2:01.867	13:25.026	1:41.219	1:41.522	1:41.208
			51 - 60	1:41.357	2:11.750	26:24.500	1:45.130	1:42.658	1:41.341	1:42.505	1:41.803	1:41.480	1:52.711
			61 - 70	1:41.898	1:41.619	1:48.997	1:55.198	22:33.047	1:41.353	1:41.336	1:50.314	1:41.527	2:19.794
			71 - 80										



Tests of Aruba.it Racing Ducati

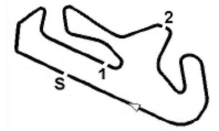
Test Day

29 - 30 January 2024

Laptimes - Test of Aruba.it Racing - Ducati - 29-01-2024

Autodromo Internacional Algarve - 4592mtr.

Nbr	Name	Laps	lap	Lap ..1	Lap ..2	Lap ..3	Lap ..4	Lap ..5	Lap ..6	Lap ..7	Lap ..8	Lap ..9	Lap ..0
28	Bradley Ray - B1	69	1 - 10	1:55.664	1:46.438	1:45.893	1:43.026	1:43.334	1:42.969	2:09.679	12:34.234	1:44.479	1:43.474
			11 - 20	1:43.285	2:06.681	33:28.645	1:43.971	1:42.600	1:45.086	1:42.199	1:58.880	38:14.293	1:43.251
			21 - 30	1:42.368	1:42.199	2:05.788	15:03.114	16:20.447	1:45.348	1:41.908	1:41.675	1:50.652	1:47.935
			31 - 40	1:42.810	1:42.475	2:02.531	50:00.109	1:41.559	1:41.342	1:43.551	1:41.506	2:02.570	33:10.720
			41 - 50	1:41.027	1:41.387	1:45.113	1:42.179	2:02.652	53:28.111	1:42.224	1:41.429	1:44.715	1:42.656
			51 - 60	1:42.290	2:05.268	16:06.701	1:43.476	1:44.482	1:42.906	1:42.892	1:43.301	2:01.992	16:27.941
87	Remy Gardner - B2	69	1 - 10	1:47.923	1:42.053	1:41.558	1:41.387	1:41.136	2:00.786	20:31.891	1:42.201	1:41.774	1:41.762
			11 - 20	1:55.851	11:06.385	1:41.917	1:43.800	1:41.831	1:41.641	2:03.593	33:10.904	1:44.872	1:42.310
			21 - 30	1:42.310	2:00.212	6:41.325	1:41.215	1:41.022	1:40.952	1:42.191	1:40.936	1:58.264	18:51.259
			31 - 40	1:41.624	1:41.274	1:41.468	1:41.318	1:57.907	22:05.598	1:53.308	1:41.606	1:41.859	1:52.939
			41 - 50	35:07.641	1:42.747	1:51.915	14:48.419	1:42.679	1:42.719	2:01.958	7:56.148	1:41.063	1:40.956
			51 - 60	1:41.016	1:52.193	1:52.505	16:43.286	1:40.488	1:40.268	1:58.334	21:28.850	1:41.238	1:41.372
21	Michael Ruben Rinaldi - B2	67	1 - 10	1:51.220	1:45.605	1:44.240	1:43.527	1:43.071	1:42.817	2:05.918	19:53.779	1:43.516	1:43.157
			11 - 20	1:43.365	1:43.131	2:10.424	26:38.389	1:42.438	1:41.704	1:42.157	1:41.708	1:41.524	1:48.916
			21 - 30	1:41.284	1:41.081	2:03.252	22:33.294	1:42.686	1:42.159	1:42.312	1:42.566	1:42.014	2:09.363
			31 - 40	29:26.438	1:41.926	1:41.796	1:41.930	1:41.757	1:41.797	1:41.613	1:55.927	1:44.355	1:41.553
			41 - 50	2:05.708	1:28:53.459	1:43.273	1:42.679	1:42.392	1:42.142	1:41.779	1:41.833	2:04.265	19:50.615
			51 - 60	1:42.043	1:42.227	1:41.950	1:41.809	1:42.361	1:41.765	1:41.638	1:41.681	1:41.410	1:41.382
47	Axel Bassani - AB2	67	1 - 10	1:48.998	1:45.451	1:43.757	1:43.039	1:43.181	1:47.004	1:42.747	1:42.758	2:00.684	14:11.630
			11 - 20	1:42.693	1:43.237	1:42.434	1:52.962	13:02.220	1:42.439	1:41.996	1:41.869	1:55.131	1:42.014
			21 - 30	1:42.276	2:04.232	21:49.186	1:42.191	1:42.392	1:43.235	1:42.472	1:55.068	18:55.057	1:42.077
			31 - 40	1:42.350	1:52.115	1:42.214	2:02.186	1:35:19.044	1:42.324	1:41.917	1:41.540	1:41.808	1:55.097
			41 - 50	20:34.627	1:42.058	1:42.342	2:03.416	19:32.480	1:44.486	1:42.100	1:41.866	1:42.220	1:56.357
			51 - 60	9:53.621	1:41.592	1:41.588	1:41.501	1:41.545	2:01.593	28:14.647	1:42.038	1:41.691	1:41.545
45	Scott Redding - B2	67	1 - 10	1:52.864	1:43.397	1:42.273	1:42.092	1:50.363	1:41.709	1:41.671	1:41.916	1:59.555	38:08.060
			11 - 20	1:42.481	1:41.896	1:41.685	1:41.439	1:42.187	1:41.855	1:56.617	28:20.954	1:42.605	1:42.216
			21 - 30	1:42.334	2:01.294	18:03.624	1:41.996	1:41.335	1:46.137	1:41.177	1:59.714	28:25.662	1:41.763
			31 - 40	1:41.610	1:41.556	2:01.873	20:06.337	1:42.289	1:41.574	1:41.761	1:41.832	1:41.687	1:49.056
			41 - 50	1:57.219	1:32:06.345	1:42.126	1:41.629	1:44.123	1:41.183	1:41.083	1:42.334	1:41.265	1:52.742
			51 - 60	2:00.891	25:49.797	1:42.577	1:41.846	1:41.942	1:59.704	25:05.284	1:42.084	1:41.600	1:48.813
74	Piotr Biesiekirski	66	1 - 10	1:52.368	1:48.796	1:47.644	1:47.070	1:46.844	1:46.825	1:46.187	2:10.484	32:27.839	1:46.920
			11 - 20	1:46.614	1:46.393	1:46.050	1:46.093	1:46.980	2:04.156	18:25.212	1:46.175	1:46.368	1:46.265
			21 - 30	1:46.181	2:07.294	31:46.127	1:46.579	1:46.256	1:45.934	1:46.157	1:48.028	1:45.519	1:45.901
			31 - 40	1:50.498	2:08.011	40:20.731	1:46.065	1:45.601	1:45.641	1:45.773	1:45.549	1:45.599	2:08.704
			41 - 50	1:35:33.762	1:46.047	1:45.650	1:45.166	1:45.161	2:05.053	24:23.294	1:46.025	1:46.543	1:45.669
			51 - 60	1:45.704	1:45.660	1:45.687	1:45.652	1:45.385	1:45.350	2:07.553	20:53.183	1:46.256	1:45.777
22	Alex Low es - AL1	65	1 - 10	1:49.312	1:42.567	1:41.805	1:41.762	1:41.826	1:41.796	1:41.453	2:09.409	20:36.797	1:42.594
			11 - 20	1:42.183	1:42.014	1:42.003	1:42.041	1:42.034	1:41.669	2:00.285	19:54.785	1:41.789	1:41.717
			21 - 30	1:41.629	1:41.224	1:41.394	1:41.425	2:09.389	24:01.959	1:41.142	1:41.111	1:41.242	1:46.945
			31 - 40	1:40.814	2:19.116	26:40.782	1:42.404	1:41.983	1:41.668	1:26:52.289	1:41.919	1:41.714	1:41.229



Tests of Aruba.it Racing Ducati

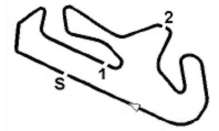
Test Day

29 - 30 January 2024

Laptimes - Test of Aruba.it Racing - Ducati - 29-01-2024

Autodromo Internacional Algarve - 4592mtr.

Nbr	Name	Laps	lap	Lap ..1	Lap ..2	Lap ..3	Lap ..4	Lap ..5	Lap ..6	Lap ..7	Lap ..8	Lap ..9	Lap ..0
			41 - 50	1:41.227	1:40.969	1:53.854	28:52.329	1:41.928	1:42.164	1:41.608	1:52.611	21:05.777	1:41.491
			51 - 60	1:41.267	1:41.378	1:41.134	1:41.402	1:41.352	1:40.779	1:41.120	1:41.259	1:41.172	1:41.259
			61 - 70	1:41.307	1:41.350	1:41.515	1:41.241	2:38.542					
55	Andrea Locatelli - B1	64	1 - 10	1:53.104	1:43.511	1:41.834	1:41.811	1:41.593	1:41.668	1:58.087	1:06:33.032	1:41.817	1:41.247
			11 - 20	1:41.245	1:41.053	1:54.832	23:12.736	1:41.212	1:41.204	1:41.206	1:40.901	1:41.084	1:41.308
			21 - 30	1:41.321	1:41.382	1:41.162	1:40.959	1:41.028	1:41.059	1:41.191	1:41.258	1:41.278	1:41.792
			31 - 40	1:56.930	1:52:26.470	1:41.548	1:41.265	1:41.048	1:40.697	1:40.982	1:56.910	25:38.429	1:41.387
			41 - 50	1:41.284	1:41.007	1:41.743	1:41.073	1:54.816	50:26.758	1:41.343	1:41.049	1:41.239	1:43.838
			51 - 60	1:54.747	7:15.053	1:42.873	1:40.966	1:41.176	1:41.286	1:41.135	1:41.098	1:57.085	11:04.811
			61 - 70	1:40.870	1:40.270	1:42.302	1:59.858						
54	Toprak Razatlioglu - B1	64	1 - 10	1:45.027	1:41.583	1:40.874	1:41.110	1:50.533	40:54.534	1:41.071	1:40.690	1:42.224	1:41.071
			11 - 20	1:46.258	1:41.095	1:45.493	1:40.859	1:40.801	1:57.199	29:25.981	1:41.346	1:41.383	1:56.035
			21 - 30	16:04.492	1:41.418	1:58.479	9:59.718	1:41.334	1:42.651	1:49.337	5:53.221	1:40.107	1:42.629
			31 - 40	1:40.007	1:40.172	1:40.360	1:51.333	15:39.257	1:40.664	1:49.307	1:40.519	1:54.195	2:01:56.704
			41 - 50	1:42.238	1:44.394	1:41.617	1:40.813	1:40.551	1:40.738	1:41.035	1:51.058	15:00.552	1:42.306
			51 - 60	1:53.650	9:01.368	1:50.050	18:17.657	1:45.327	1:41.014	1:40.446	1:40.445	1:40.313	1:40.862
			61 - 70	1:40.428	1:40.480	1:40.465	2:38.332						
60	Michael van der Mark - B1	63	1 - 10	1:45.326	1:42.207	1:41.720	1:41.363	1:41.225	1:57.508	13:35.878	1:41.795	1:42.117	1:47.132
			11 - 20	1:42.989	1:41.589	1:42.093	1:58.542	10:15.525	1:42.318	1:41.881	1:42.097	1:53.514	16:15.395
			21 - 30	1:43.685	1:42.154	1:49.795	1:42.100	1:55.181	7:33.284	1:40.636	1:46.334	1:42.286	1:55.472
			31 - 40	1:26:57.375	1:41.317	1:41.641	1:47.276	2:00.154	1:19:56.104	1:41.777	1:41.757	1:41.733	1:41.343
			41 - 50	1:41.566	1:41.544	1:41.519	1:41.406	1:41.631	1:41.584	1:41.598	1:41.966	1:41.726	2:00.422
			51 - 60	54:39.605	1:42.272	1:41.860	1:41.728	1:41.825	1:55.293	6:03.980	1:41.234	1:41.154	1:41.161
			61 - 70	1:41.297	1:41.260	2:01.002							
7	Iker Lecuona	62	1 - 10	1:50.326	1:45.176	1:42.466	1:42.208	1:43.741	1:41.885	1:41.832	1:41.650	1:54.844	24:11.255
			11 - 20	1:42.527	1:42.870	1:52.266	18:47.374	1:42.123	1:41.829	1:43.515	1:41.963	1:52.832	27:06.613
			21 - 30	1:43.484	1:41.975	1:42.491	1:53.837	12:39.058	1:41.448	1:41.611	1:42.559	1:41.452	1:41.767
			31 - 40	2:01.351	27:57.239	1:41.093	1:41.359	1:41.579	1:41.862	1:54.483	23:23.150	1:41.320	1:41.211
			41 - 50	1:41.590	1:54.929	1:29:10.328	1:42.562	1:41.396	1:41.325	1:41.254	1:41.044	1:41.097	1:52.022
			51 - 60	32:50.430	1:41.485	1:41.437	1:41.246	1:41.544	1:55.456	13:27.060	1:41.997	1:46.884	1:42.217
			61 - 70	1:41.995	1:54.338								
16	Andrea Migno	60	1 - 10	1:52.843	1:50.791	1:48.878	1:49.355	1:47.510	1:47.242	2:06.672	28:34.094	1:47.647	1:48.021
			11 - 20	1:47.271	1:51.115	1:47.567	2:30.929	44:44.019	1:48.593	1:47.925	1:51.875	1:47.732	1:47.561
			21 - 30	2:03.167	34:43.550	1:46.301	1:46.285	1:50.090	1:45.792	1:47.909	1:45.521	1:55.186	1:45.615
			31 - 40	2:09.960	56:01.174	1:46.856	1:58.875	1:46.704	1:46.815	1:46.004	2:03.966	34:17.747	1:46.838
			41 - 50	1:46.926	1:46.660	1:46.284	1:46.767	1:46.257	1:53.509	2:07.255	29:02.825	1:46.365	1:45.265
			51 - 60	1:45.753	1:45.026	1:56.160	2:05.675	2:04.928	1:45.299	2:12.608	25:27.986	1:51.012	2:00.433
10	Luca Marini	58	1 - 10	2:00.393	1:55.118	1:51.469	2:01.826	12:38.082	1:48.812	1:48.232	1:47.158	1:46.456	1:46.449
			11 - 20	1:46.263	2:03.990	28:57.864	1:47.131	1:53.867	1:46.503	1:45.416	2:10.338	54:59.719	1:46.231
			21 - 30	1:46.118	1:45.333	1:44.699	2:01.310	40:47.611	1:47.054	1:45.066	1:45.173	1:44.934	1:45.008
			31 - 40	1:44.796	1:44.551	1:44.236	1:44.563	1:44.027	1:44.026	1:44.030	1:54.420	1:44.169	1:52.826
			41 - 50	1:43.775	1:43.351	2:12.138	1:17:50.082	1:47.289	1:45.433	1:44.916	1:44.551	1:50.210	1:44.352
			51 - 60	2:02.360	30:26.485	1:46.439	1:45.161	1:44.882	1:44.918	1:44.555	2:23.629		
50	Sylvain Guintoli	58	1 - 10	2:09.475	7:17.289	1:50.574	1:48.649	1:46.579	1:46.077	1:45.470	1:46.863	1:44.743	2:02.830
			11 - 20	24:08.717	1:44.976	1:44.709	1:43.839	2:04.861	45:55.805	1:43.605	1:43.481	1:43.333	1:46.785
			21 - 30	1:45.269	1:43.366	1:43.356	2:02.306	28:45.332	1:46.889	1:44.094	1:42.921	1:42.935	1:42.219



Tests of Aruba.it Racing Ducati

Test Day

29 - 30 January 2024

Laptimes - Test of Aruba.it Racing - Ducati - 29-01-2024

Autodromo Internacional Algarve - 4592mtr.

Nbr	Name	Laps	lap	Lap ..1	Lap ..2	Lap ..3	Lap ..4	Lap ..5	Lap ..6	Lap ..7	Lap ..8	Lap ..9	Lap ..0
			31 - 40	1:42.689	1:46.563	1:43.098	2:05.848	1:37.391 24	1:43.882	1:43.507	1:43.464	1:47.768	1:42.825
			41 - 50	1:42.887	1:48.096	1:43.115	1:58.784	23:12.978	1:42.875	1:42.223	1:42.102	1:42.656	2:04.848
			51 - 60	27:52.988	1:42.652	1:43.133	1:42.431	1:42.345	1:42.105	1:59.069	13:45.482		
65	Jonathan Rea - B1	56	1 - 10	1:54.615	1:41.274	1:41.323	1:41.051	1:56.494	18:27.610	1:40.940	2:07.795	1:40.968	1:54.285
			11 - 20	33:24.762	1:40.982	1:40.787	1:40.595	1:57.269	18:25.291	1:43.303	1:42.457	1:40.682	1:59.357
			21 - 30	27:42.412	1:41.097	1:43.105	1:41.009	1:53.864	1:27.24.0 05	1:41.221	1:40.905	1:44.372	1:40.999
			31 - 40	1:55.949	27:32.540	1:41.078	1:41.212	1:53.890	28:00.471	1:40.976	1:45.888	1:41.161	1:56.934
			41 - 50	11:42.523	1:40.673	1:40.626	1:40.958	1:41.253	1:41.010	1:41.892	1:40.982	1:41.338	1:40.902
			51 - 60	1:40.997	2:02.615	8:44.917	1:40.061	1:40.205	2:14.031				
29	Andrea Iannone - B3	55	1 - 10	1:58.384	2:03.543	9:21.163	1:46.452	1:43.905	1:43.232	2:03.009	11:00.525	20:39.476	1:45.590
			11 - 20	1:43.941	1:43.331	1:43.260	1:42.591	1:42.544	1:55.412	1:53.939	1:50.36.2 22	1:45.229	1:41.545
			21 - 30	1:41.759	1:48.590	1:41.571	2:11.227	43:55.140	1:45.146	1:42.589	1:58.541	1:41.818	1:41.962
			31 - 40	1:42.384	1:57.801	1:42.155	1:59.383	47:42.721	1:42.558	1:41.957	1:49.680	1:52.024	1:41.862
			41 - 50	1:55.645	7:49.092	1:41.562	1:54.184	1:41.630	2:08.645	24:20.780	1:42.017	1:41.335	1:41.533
			51 - 60	1:57.933	6:43.392	1:42.500	1:41.208	2:02.936					
31	Garrett Gerloff - B1	55	1 - 10	1:49.612	1:43.853	1:47.426	1:42.300	1:42.084	2:03.445	17:31.676	1:44.371	1:42.884	2:05.489
			11 - 20	18:26.935	1:42.947	1:59.724	9:33.006	1:41.504	1:41.137	1:59.339	25:56.814	1:43.685	1:41.591
			21 - 30	1:53.558	1:42.176	2:05.889	18:57.496	1:41.822	2:06.118	36:52.501	1:43.918	1:41.824	1:52.294
			31 - 40	1:41.799	2:00.865	9:35.539	1:41.642	1:41.330	1:41.312	1:59.906	1:33.50.7 19	1:41.959	1:41.345
			41 - 50	1:41.180	2:09.606	8:06.140	1:50.687	1:41.457	1:56.973	10:52.197	1:41.430	1:41.165	1:41.039
			51 - 60	1:56.392	41:18.155	1:41.416	1:41.265	2:26.218					
38	Bradley Smith	52	1 - 10	2:00.182	11:16.842	1:48.539	1:44.300	1:43.749	1:43.813	1:43.365	1:43.643	1:43.386	1:55.541
			11 - 20	31:24.251	1:44.194	1:43.935	1:43.527	1:43.344	1:43.698	1:43.924	1:43.300	1:57.290	1:20.19.4 04
			21 - 30	1:44.167	1:44.273	1:43.705	1:44.052	1:43.926	1:43.789	1:58.198	30:29.675	1:51.452	1:59.735
			31 - 40	55:53.676	38:08.396	1:43.821	1:43.225	1:43.883	1:43.242	1:43.974	1:43.336	1:43.333	1:43.500
			41 - 50	1:58.082	23:20.242	1:44.413	1:44.260	1:43.462	1:57.803	21:13.296	1:44.094	1:42.983	1:42.892
			51 - 60	1:43.268	1:59.209								
14	Sam Lowes - B1	51	1 - 10	1:47.753	1:43.693	1:42.543	1:49.637	1:45.469	1:41.757	1:42.137	1:42.042	1:42.025	1:56.683
			11 - 20	20:10.937	3:43.707	1:43.621	1:42.912	1:42.788	1:42.618	1:42.294	1:42.106	1:42.311	1:58.200
			21 - 30	17:20.633	1:43.255	1:41.892	1:41.667	1:41.937	1:41.356	1:41.333	1:41.391	1:44.509	1:41.573
			31 - 40	1:58.499	32:22.873	1:43.119	1:42.143	1:41.939	1:41.641	1:41.487	1:41.897	1:41.671	1:41.903
			41 - 50	1:58.645	16:40.752	1:41.582	1:41.095	1:40.875	2:54.681	3:27.16.5 20	1:42.319	1:41.597	1:42.443
			51 - 60	2:29.485									
46	Valentino Rossi	50	1 - 10	2:04.900	1:53.837	1:51.497	1:48.547	1:48.146	1:47.141	1:52.657	1:46.233	2:05.155	18:18.649
			11 - 20	1:50.157	1:46.947	1:45.619	1:47.012	1:45.598	2:10.883	21:58.090	1:46.883	1:46.408	1:45.804
			21 - 30	1:53.975	1:45.410	1:45.380	2:01.128	21:58.183	1:45.594	1:45.735	1:45.358	1:45.400	1:51.378
			31 - 40	2:01.648	1:20.52.1 05	1:47.604	1:46.191	1:45.811	1:45.486	1:45.585	1:57.859	1:45.348	2:06.612
			41 - 50	53:17.326	6:00.823	1:45.885	1:45.892	1:44.954	1:45.287	1:45.053	1:45.163	1:44.703	2:01.991
23	Enea Bastianini	44	1 - 10	1:58.306	1:52.058	1:50.003	1:48.681	1:51.342	1:47.500	1:51.799	2:03.339	58:18.747	1:47.387
			11 - 20	1:46.644	1:46.221	1:46.140	1:45.850	1:45.625	1:45.334	2:00.216	34:06.725	1:45.691	1:45.251
			21 - 30	1:44.824	1:44.685	1:45.162	1:57.585	1:45.25.4 61	1:45.638	1:44.997	1:48.185	1:44.628	1:44.378
			31 - 40	1:48.979	1:44.601	1:47.245	1:59.903	26:04.184	1:50.608	1:44.725	1:44.158	1:43.755	1:43.839
			41 - 50	1:43.827	1:50.633	1:43.664	2:00.200						
1	Alvaro Bautista - B2	44	1 - 10	1:47.984	1:43.117	1:42.461	1:41.644	1:41.509	1:41.749	1:41.723	1:58.775	15:31.757	1:41.554
			11 - 20	1:41.478	1:41.715	1:41.809	1:42.105	1:54.591	1:35.46.9 37	1:41.005	1:40.928	1:40.673	1:41.504
			21 - 30	1:40.948	1:41.080	1:50.872	3:24.00.7 37	1:41.729	1:41.571	1:41.392	1:41.700	1:41.263	1:41.208



Tests of Aruba.it Racing Ducati

Test Day

29 - 30 January 2024

Laptimes - Test of Aruba.it Racing - Ducati - 29-01-2024

Autodromo Internacional Algarve - 4592mtr.

Nbr	Name	Laps	lap	Lap ..1	Lap ..2	Lap ..3	Lap ..4	Lap ..5	Lap ..6	Lap ..7	Lap ..8	Lap ..9	Lap ..0
			31 - 40	1:41.594	1:41.553	1:53.954	13:50.511	1:41.083	1:41.136	1:40.807	1:40.726	1:40.827	1:41.132
			41 - 50	1:41.212	1:41.168	1:57.935	2:26.252						
49	Fabio Di Giannantonio	43	1 - 10	1:59.925	1:50.144	1:48.457	1:47.134	2:03.849	27:05.719	1:47.497	1:46.505	1:46.143	1:45.687
			11 - 20	1:45.467	1:45.426	1:45.602	1:45.288	1:45.272	2:13.064	54:04.848	1:46.232	1:45.415	1:44.765
			21 - 30	1:44.689	1:45.028	1:44.700	1:44.668	1:44.655	1:44.546	1:44.533	1:44.526	2:05.258	1:53.17.045
			31 - 40	1:46.203	1:45.203	1:44.753	1:44.384	1:43.933	1:43.740	1:43.899	1:44.147	1:43.761	1:44.100
			41 - 50	1:43.770	1:43.880	2:06.065							
1	Alvaro Bautista - B1	42	1 - 10	1:43.527	1:41.645	1:41.551	1:41.327	1:41.619	1:41.411	1:53.659	25:09.206	1:41.596	1:41.505
			11 - 20	1:41.489	1:41.660	1:41.772	1:41.592	1:56.053	12:55.221	1:40.946	1:41.133	1:41.038	1:40.960
			21 - 30	1:40.808	1:53.156	2:45.34.921	1:42.310	1:42.339	1:41.708	1:41.401	1:41.650	1:44.938	1:41.057
			31 - 40	1:41.298	1:41.624	1:47.192	18:17.200	1:41.518	1:41.222	1:43.856	1:41.649	1:41.564	1:41.405
			41 - 50	1:41.417	1:51.541								
14	Sam Low es - B3	24	1 - 10	1:59.745	1:45.393	1:43.275	1:42.799	1:59.751	1:59.45.999	2:08.556	2:50.30.817	1:42.193	1:41.319
			11 - 20	1:43.750	1:45.608	1:41.164	1:41.280	1:41.300	1:40.866	1:43.909	1:41.365	1:56.620	17:01.481
			21 - 30	1:40.920	1:40.496	1:40.463	2:38.325						
87	Remy Gardner - B1	20	1 - 10	1:52.141	1:43.704	1:41.961	1:42.107	1:48.282	1:41.489	1:42.642	1:41.507	2:02.497	13:41.682
			11 - 20	1:42.725	1:42.506	1:42.086	1:42.522	1:41.884	2:04.587	13:56.284	1:41.323	1:41.123	1:55.555
60	Michael van der Mark - B2	20	1 - 10	1:49.251	1:42.459	1:41.663	1:41.499	1:41.868	1:53.635	21:36.870	1:41.919	1:41.547	1:41.830
			11 - 20	1:42.149	1:41.477	1:41.830	1:41.536	1:41.511	1:41.835	1:41.891	1:41.694	1:41.630	1:57.109
65	Jonathan Rea - B2	19	1 - 10	1:50.886	1:42.549	1:42.238	1:41.699	1:41.450	1:57.306	28:46.554	1:41.651	1:41.556	1:41.352
			11 - 20	1:41.344	1:52.409	2:39.16.085	1:41.460	1:56.720	2:07.45.953	1:41.947	1:41.458	1:55.881	
121	Florian Marino - TB	18	1 - 10	1:53.702	1:45.603	1:44.279	1:43.478	1:59.876	19:27.711	1:51.287	1:43.344	1:55.083	5:43.262
			11 - 20	1:43.538	1:46.467	1:43.323	1:50.959	7:35.849	1:43.924	1:43.560	2:04.205		
55	Andrea Locatelli - B2	15	1 - 10	2:01.123	1:45.687	1:42.464	1:52.112	10:47.618	1:42.137	1:43.354	1:41.680	1:54.724	13:22.365
			11 - 20	1:41.370	1:40.909	1:42.744	1:41.247	1:54.281					
21	Michael Ruben Rinaldi - B1	15	1 - 10	1:54.865	1:44.481	1:42.564	1:43.005	1:41.909	1:51.219	1:41.863	2:00.353	23:15.881	1:48.668
			11 - 20	1:41.632	1:41.380	1:41.361	1:52.813	1:59.104					
29	Andrea Iannone - B2	11	1 - 10	1:48.285	1:42.432	1:42.573	1:42.158	1:50.632	23:33.083	1:42.996	1:43.888	1:59.665	1:41.969
			11 - 20	1:53.215									
54	Toprak Razatlioglu - B2	10	1 - 10	1:46.676	1:44.152	1:41.029	1:41.050	1:51.092	47:41.814	1:41.377	1:41.181	1:41.045	1:50.553
31	Garret Gerbfff - B2	5	1 - 10	1:42.680	1:42.127	1:42.184	1:42.100	1:57.663					
95	Tarran Mackenzie	2	1 - 10	6:14.267	2:07.337								
22	Alex Low es - AL2	1	1 - 10	1:50.643									



Tests of Aruba.it Racing Ducati

Test Day

29 - 30 January 2024

Laps and Sector Times - Test of Aruba.it Racing - Ducati

Autodromo Internacional Algarve - 4592mtr.

1 Alvaro Bautista - B1																			
lap	Sect-1	Speed	Sect-2	Speed	Sect-3	Speed	TopSpeed	laptime	pit	lap	Sect-1	Speed	Sect-2	Speed	Sect-3	Speed	Topspeed	laptime	pit
1	Pit Out	106.1	29.960	123.3	39.720			1:43.527		22	36.896	99.3	29.951	119.9	Pit In		<u>320.5</u>	1:53.156	
2	32.861	<u>113.0</u>	29.667	117.3	39.117		312.1	1:41.645		23	Pit Out	98.7	30.820	120.7	39.866			1:45:34.921	
3	32.922	104.5	29.573	120.3	39.056		316.7	1:41.551		24	33.171	98.7	29.666	121.8	39.473		313.0	1:42.310	
4	32.845	106.2	29.478	123.0	39.004		313.0	1:41.327		25	33.290	99.1	29.749	119.2	39.300		314.0	1:42.339	
5	32.926	105.0	29.559	122.6	39.134		314.9	1:41.619		26	32.921	101.3	29.572	123.3	39.215		313.0	1:41.708	
6	32.728	107.6	29.542	119.6	39.141		314.9	1:41.411		27	32.800	105.8	29.561	121.8	39.040		314.0	1:41.401	
7	35.526	104.9	30.722	119.9	Pit In		313.0	1:53.659		28	33.004	103.0	29.507	123.0	39.139		315.8	1:41.650	
8	Pit Out	106.0	30.179	123.1	39.510			25:09.206		29	35.912	112.4	29.699	123.7	39.327		318.6	1:44.938	
9	33.034	106.8	29.411	122.3	39.151		310.3	1:41.596		30	32.792	103.4	29.264	123.4	39.001		308.6	1:41.057	
10	33.023	103.3	29.419	115.9	39.063		312.1	1:41.505		31	32.773	104.3	29.452	125.4	39.073		314.0	1:41.298	
11	32.811	108.8	29.414	118.8	39.264		312.1	1:41.489		32	32.808	107.0	29.602	107.9	39.214		309.5	1:41.624	
12	32.774	112.1	29.749	116.9	39.137		315.8	1:41.660		33	32.650	110.4	29.582	120.4	Pit In		313.0	1:47.192	
13	32.783	107.2	29.444	123.7	39.545		313.0	1:41.772		34	Pit Out	104.3	33.626	119.1	39.442			18:17.200	
14	32.980	104.1	29.459	120.3	39.153		316.7	1:41.592		35	33.036	100.0	29.437	119.9	39.045		311.2	1:41.518	
15	34.966	99.9	31.293	115.4	Pit In		301.7	1:56.053		36	32.773	106.4	29.464	123.0	38.985		311.2	1:41.222	
16	Pit Out	109.3	29.720	123.3	39.065			12:55.221		37	35.217	102.6	29.503	121.6	39.136		319.5	1:43.856	
17	32.761	105.6	29.368	121.9	<u>38.817</u>		313.0	1:40.946		38	33.016	100.3	29.437	123.0	39.196		307.7	1:41.649	
18	32.969	107.6	<u>29.173</u>	<u>126.0</u>	38.991		297.5	1:41.133		39	32.892	105.4	29.520	120.9	39.152		312.1	1:41.564	
19	32.724	108.0	29.315	119.2	38.999		316.7	1:41.038		40	32.788	105.6	29.597	121.8	39.020		312.1	1:41.405	
20	32.674	108.3	29.327	125.4	38.959		314.9	1:40.960		41	32.814	106.9	29.445	120.8	39.158		309.5	1:41.417	
21	<u>32.589</u>	107.7	29.338	122.7	38.881		316.7	<u>1:40.808</u>		42	35.419	101.1	30.858	118.3	Pit In		314.0	1:51.541	

1 Alvaro Bautista - B2																			
lap	Sect-1	Speed	Sect-2	Speed	Sect-3	Speed	TopSpeed	laptime	pit	lap	Sect-1	Speed	Sect-2	Speed	Sect-3	Speed	Topspeed	laptime	pit
1	Pit Out	98.6	31.184	116.8	40.375			1:47.984		23	34.932	101.3	30.591	122.6	Pit In		311.2	1:50.872	
2	33.651	102.7	30.179	119.1	39.287		302.5	1:43.117		24	Pit Out	95.4	30.152	122.9	39.431			1:24:56.737	
3	33.287	104.2	29.673	122.6	39.501		304.2	1:42.461		25	33.102	101.6	29.489	122.9	39.138		311.2	1:41.729	
4	33.063	110.1	29.535	115.3	39.046		308.6	1:41.644		26	32.942	102.9	29.374	125.3	39.255		306.8	1:41.571	
5	32.696	107.7	29.623	117.6	39.190		310.3	1:41.509		27	32.861	107.0	29.431	125.6	39.100		306.8	1:41.392	
6	33.037	108.5	29.540	117.5	39.172		304.2	1:41.749		28	32.806	107.8	29.697	124.9	39.197		310.3	1:41.700	
7	32.909	108.2	29.621	119.3	39.193		312.1	1:41.723		29	32.888	105.4	29.345	121.1	39.030		309.5	1:41.263	
8	35.216	103.1	32.221	119.5	Pit In		300.8	1:58.775		30	32.768	106.2	29.377	120.1	39.063		311.2	1:41.208	
9	Pit Out	102.7	30.106	119.2	39.626			15:31.757		31	32.824	107.0	29.579	119.7	39.191		311.2	1:41.594	
10	32.995	108.2	29.576	119.9	38.983		309.5	1:41.554		32	32.847	104.1	29.538	121.6	39.168		312.1	1:41.553	
11	32.930	103.3	29.390	110.9	39.158		311.2	1:41.478		33	35.301	101.1	30.953	115.9	Pit In		298.3	1:53.954	
12	33.058	104.3	29.403	120.3	39.254		307.7	1:41.715		34	Pit Out	103.9	31.051	103.8	41.201			13:50.511	
13	32.907	108.2	29.611	117.9	39.291		313.0	1:41.809		35	32.823	106.6	29.394	<u>126.9</u>	<u>38.866</u>		305.9	1:41.083	
14	33.124	104.0	29.607	121.1	39.374		316.7	1:42.105		36	32.797	104.8	29.265	120.5	39.074		311.2	1:41.136	
15	35.635	103.8	31.287	119.9	Pit In		294.3	1:54.591		37	32.639	<u>110.5</u>	29.248	121.1	38.920		308.6	1:40.807	
16	Pit Out	105.3	29.686	121.9	38.993			1:35:46.937		38	32.611	109.5	29.223	124.9	38.892		316.7	1:40.726	
17	32.726	103.6	29.254	119.7	39.025		310.3	1:41.005		39	32.609	106.3	29.220	124.9	38.998		313.0	1:40.827	
18	32.650	108.5	29.382	123.9	38.896		312.1	1:40.928		40	32.725	108.9	29.421	120.7	38.986		312.1	1:41.132	
19	<u>32.500</u>	107.9	29.263	120.5	38.910		315.8	<u>1:40.673</u>		41	32.790	106.3	29.320	123.6	39.102		315.8	1:41.212	
20	33.191	103.6	<u>29.137</u>	124.7	39.176		<u>318.6</u>	1:41.504		42	32.687	106.5	29.437	121.1	39.044		311.2	1:41.168	
21	32.727	105.8	29.300	120.3	38.921		313.0	1:40.948		43	36.650	98.9	32.378	114.2	Pit In		312.1	1:57.935	
22	32.701	105.7	29.280	123.9	39.099		315.8	1:41.080		44	Pit Out	102.4	30.683	113.6	Pit In			2:26.252	



Tests of Aruba.it Racing Ducati

Test Day

29 - 30 January 2024

Laps and Sector Times - Test of Aruba.it Racing - Ducati

Autodromo Internacional Algarve - 4592mtr.

1 Francesco Bagnaia																			
lap	Sect-1	Speed	Sect-2	Speed	Sect-3	Speed	TopSpeed	laptime	pit	lap	Sect-1	Speed	Sect-2	Speed	Sect-3	Speed	Topspeed	laptime	pit
1	Pit Out	124.6	37.157	103.6	42.051			1:54.883		46	Pit Out	90.9	32.288	114.3	40.850			36:02.712	
2	35.310	93.0	31.180	117.6	40.860		277.6	1:47.350		47	34.320	96.3	30.091	121.5	40.141		300.8	1:44.552	
3	35.000	94.2	30.518	119.1	40.820		278.4	1:46.338		48	33.956	99.4	30.227	120.8	40.068		305.9	1:44.251	
4	34.748	96.5	30.186	119.7	40.548		283.5	1:45.482		49	33.966	99.0	29.912	119.2	39.915		305.9	1:43.793	
5	34.517	97.0	30.533	117.1	40.515		291.9	1:45.565		50	33.955	98.1	29.903	119.6	39.998		303.4	1:43.856	
6	34.478	95.6	30.117	116.9	40.356		288.8	1:44.951		51	33.853	98.5	30.047	116.8	40.075		305.1	1:43.975	
7	34.263	98.8	30.171	118.7	40.342		296.7	1:44.776		52	33.825	99.3	29.807	116.3	39.962		303.4	1:43.594	
8	34.145	104.8	33.957	109.1	41.252		297.5	1:49.354		53	33.807	101.1	29.891	114.0	39.894		305.1	1:43.592	
9	34.346	97.6	30.063	119.5	40.399		297.5	1:44.808		54	33.781	100.3	29.961	117.8	39.999		305.9	1:43.741	
10	34.277	99.0	30.231	115.0	40.492		300.0	1:45.000		55	33.731	98.9	29.980	115.6	39.926		307.7	1:43.637	
11	34.281	99.1	29.997	122.0	40.341		300.0	1:44.619		56	37.957	90.8	32.502	109.3	40.743		<u>310.3</u>	1:51.202	
12	34.273	99.4	30.146	118.8	40.195		301.7	1:44.614		57	33.844	100.1	29.887	117.0	39.985		305.9	1:43.716	
13	38.131	97.0	31.140	111.5	40.748		303.4	1:50.019		58	33.742	101.2	29.813	117.0	41.420		305.9	1:44.975	
14	34.057	99.4	29.972	117.9	40.289		300.0	1:44.318		59	33.671	100.3	29.797	122.0	39.846		301.7	1:43.314	
15	39.452	92.1	32.326	110.1	Pit In		300.0	2:05.501		60	37.918	<u>147.9</u>	37.230	106.6	Pit In		295.9	2:10.462	
16	Pit Out	102.0	32.758	113.8	41.490			30:31.162		61	Pit Out	85.3	33.026	106.9	41.322			1:44:50.599	
17	34.566	99.9	30.508	115.6	40.579		300.8	1:45.653		62	34.362	95.8	30.294	113.4	40.429		300.8	1:45.085	
18	34.588	97.0	30.126	120.7	40.670		300.0	1:45.384		63	34.239	97.7	30.089	118.2	40.067		301.7	1:44.395	
19	34.505	96.3	30.233	116.9	40.341		300.0	1:45.079		64	34.092	97.4	30.073	116.3	39.990		302.5	1:44.155	
20	34.468	97.5	30.144	121.1	40.442		298.3	1:45.054		65	34.032	99.0	30.123	115.6	40.117		302.5	1:44.272	
21	34.156	98.9	30.225	116.4	40.381		301.7	1:44.762		66	33.812	98.0	29.883	118.2	39.953		302.5	1:43.648	
22	34.268	100.0	30.300	115.5	40.315		295.9	1:44.883		67	38.845	93.2	31.595	111.2	40.566		308.6	1:51.006	
23	34.048	98.8	30.010	117.9	40.300		301.7	1:44.358		68	33.852	98.5	29.999	116.3	39.939		303.4	1:43.790	
24	34.084	99.7	29.983	119.2	40.329		301.7	1:44.396		69	33.783	99.8	29.844	115.0	39.913		305.9	1:43.540	
25	33.958	124.9	42.705	109.0	41.070		299.2	1:57.733		70	33.724	100.0	29.749	119.3	39.757		303.4	1:43.230	
26	34.145	98.8	30.085	118.4	40.381		300.8	1:44.611		71	<u>33.586</u>	99.4	29.807	119.9	39.895		308.6	1:43.288	
27	34.132	100.0	34.521	111.7	48.292		294.3	1:56.945		72	39.710	92.7	31.208	113.9	40.081		306.8	1:50.999	
28	34.109	96.8	29.911	120.1	40.294		298.3	1:44.314		73	33.687	100.3	<u>29.713</u>	117.6	<u>39.690</u>		305.1	<u>1:43.090</u>	
29	34.174	97.8	30.414	113.0	40.460		302.5	1:45.048		74	33.702	97.6	29.942	117.1	40.127		306.8	1:43.771	
30	41.436	92.8	30.651	118.3	Pit In		293.5	2:03.197		75	39.280	94.8	36.058	106.9	Pit In		294.3	2:10.075	
31	Pit Out	89.5	31.939	113.9	41.065			27:10.970		76	Pit Out	94.0	30.891	114.3	40.439			30:50.724	
32	34.567	97.1	30.109	118.8	40.175		295.9	1:44.851		77	34.052	99.8	30.190	118.7	40.150		300.8	1:44.392	
33	34.160	97.1	29.910	121.1	40.264		297.5	1:44.334		78	34.046	99.1	29.972	116.4	40.085		304.2	1:44.103	
34	34.083	97.2	29.892	119.7	40.142		304.2	1:44.117		79	33.708	102.3	30.115	115.4	40.071		300.0	1:43.894	
35	33.990	96.6	29.985	<u>123.6</u>	40.170		300.8	1:44.145		80	34.039	97.9	29.845	114.3	39.860		301.7	1:43.744	
36	34.060	97.5	29.958	117.6	40.096		300.8	1:44.114		81	33.992	100.5	30.051	119.1	40.002		299.2	1:44.045	
37	36.792	93.1	31.397	111.6	40.492		305.1	1:48.681		82	33.928	97.5	29.919	117.4	40.063		305.1	1:43.910	
38	34.048	97.2	29.864	119.2	40.043		300.8	1:43.955		83	33.918	98.2	29.855	117.0	40.068		305.9	1:43.841	
39	33.760	99.7	29.980	117.5	39.938		305.1	1:43.678		84	33.929	98.9	29.907	116.4	40.035		304.2	1:43.871	
40	33.840	101.1	29.921	121.6	40.058		304.2	1:43.819		85	33.976	98.9	30.043	114.8	40.113		305.1	1:44.132	
41	33.812	101.0	30.110	117.5	40.125		305.1	1:44.047		86	38.121	94.1	31.504	111.9	40.661		305.9	1:50.286	
42	33.905	100.8	30.000	120.1	40.113		304.2	1:44.018		87	33.996	96.5	30.133	117.0	41.517		305.1	1:45.646	
43	33.689	99.2	29.972	119.6	39.828		305.9	1:43.489		88	33.895	98.1	29.803	113.3	39.933		301.7	1:43.631	
44	33.625	100.7	29.740	123.3	39.838		309.5	1:43.203		89	33.791	100.7	29.755	116.4	39.973		305.1	1:43.519	
45	40.216	91.6	32.081	110.5	Pit In		300.8	2:04.479		90	43.514	91.6	32.912	109.4	Pit In		302.5	2:12.800	



Tests of Aruba.it Racing Ducati

Test Day

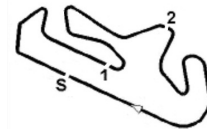
29 - 30 January 2024

Laps and Sector Times - Test of Aruba.it Racing - Ducati

Autodromo Internacional Algarve - 4592mtr.

5		Philipp Ottl																	
lap	Sect-1	Speed	Sect-2	Speed	Sect-3	Speed	TopSpeed	laptme	pit	lap	Sect-1	Speed	Sect-2	Speed	Sect-3	Speed	Topspeed	laptme	pit
1	Pit Out	98.0	33.057	112.6	43.102			1:53.624		37	Pit Out	105.8	29.889	122.4	39.867			28:25.545	
2	35.364	99.8	31.527	116.0	41.365		276.2	1:48.256		38	33.244	107.6	29.556	118.7	39.709		302.5	1:42.509	
3	34.549	104.9	30.804	112.7	40.901		288.0	1:46.254		39	33.103	113.2	29.850	122.2	39.658		304.2	1:42.611	
4	34.226	109.5	30.656	117.5	40.641		298.3	1:45.523		40	33.349	103.8	29.662	125.9	39.875		304.2	1:42.886	
5	33.778	107.4	30.183	117.3	40.641		301.7	1:44.602		41	33.666	128.3	45.872	118.8	40.442		303.4	1:59.980	
6	39.791	98.6	32.276	114.9	Pit In		273.4	2:10.553		42	33.206	109.8	30.676	104.2	52.345		305.9	1:56.227	
7	Pit Out	106.1	31.541	113.7	42.095			24:55.206		43	33.363	109.1	29.577	122.7	39.851		305.9	1:42.791	
8	34.485	107.6	30.801	114.3	41.522		297.5	1:46.808		44	32.867	147.3	37.267	118.8	39.828		301.7	1:49.962	
9	34.375	105.5	30.394	112.5	Pit In		296.7	2:05.593		45	33.188	112.4	29.663	122.0	Pit In		302.5	2:03.830	
10	Pit Out	110.3	30.010	123.6	40.115			16:02.509		46	Pit Out	100.6	30.452	116.5	40.411			1:33:01.568	
11	33.591	105.3	29.609	123.7	39.699		303.4	1:42.899		47	33.565	102.6	29.719	117.3	40.160		303.4	1:43.444	
12	33.375	110.2	29.777	118.2	39.817		300.8	1:42.969		48	33.692	103.3	29.511	117.4	39.843		305.1	1:43.046	
13	32.944	126.6	35.385	115.4	40.607		302.5	1:48.936		49	33.289	108.8	29.711	115.0	39.783		305.9	1:42.783	
14	33.391	103.0	29.535	123.1	Pit In		304.2	3:25.031		50	33.167	111.6	29.883	118.7	39.905		306.8	1:42.955	
15	Pit Out	101.9	30.416	118.0	40.337			40:45.493		51	33.491	109.1	30.520	108.2	40.069		300.0	1:44.080	
16	33.612	103.5	29.604	118.0	39.904		304.2	1:43.120		52	38.077	95.4	35.311	116.3	Pit In		305.9	2:06.595	
17	33.461	106.3	29.673	121.8	39.780		303.4	1:42.914		53	Pit Out	90.4	37.986	102.1	Pit In			20:57.913	
18	33.312	104.4	29.407	122.9	39.726		303.4	1:42.445		54	Pit Out	103.9	30.178	120.4	39.842			45:06.826	
19	38.970	100.5	30.873	118.6	40.989		305.9	1:50.832		55	33.552	104.0	29.482	119.3	40.133		288.0	1:43.167	
20	33.208	109.5	29.521	118.7	39.542		305.9	1:42.271		56	33.354	110.1	29.453	122.2	39.428		291.1	1:42.235	
21	32.951	114.4	29.663	116.8	39.512		306.8	1:42.126		57	33.020	111.6	29.232	118.2	39.484		306.8	1:41.736	
22	33.084	107.7	29.317	124.4	39.591		305.9	1:41.992		58	33.182	110.7	29.492	121.5	39.717		306.8	1:42.391	
23	41.829	99.0	31.804	119.1	Pit In		276.9	2:08.775		59	33.207	106.9	29.474	122.0	39.688		307.7	1:42.369	
24	Pit Out	111.6	30.806	120.7	40.128			16:57.249		60	32.980	113.9	29.786	120.1	39.741		307.7	1:42.507	
25	36.169	110.5	29.937	120.9	39.952		306.8	1:46.058		61	33.265	106.4	29.493	121.8	41.165		303.4	1:43.923	
26	33.603	108.0	29.605	123.3	39.822		305.1	1:43.030		62	33.038	116.3	29.717	122.9	39.680		301.7	1:42.435	
27	33.304	109.3	29.762	122.7	39.894		304.2	1:42.960		63	32.936	121.2	29.963	121.3	39.868		302.5	1:42.767	
28	33.044	113.8	29.771	115.6	Pit In		306.8	2:03.234		64	33.156	107.9	29.442	122.2	39.700		306.8	1:42.298	
29	Pit Out	106.1	29.894	122.2	39.808			17:24.550		65	33.237	110.5	29.582	117.8	39.799		305.1	1:42.618	
30	33.034	108.7	29.451	119.7	39.573		305.1	1:42.058		66	33.281	106.0	29.639	120.8	39.860		305.9	1:42.780	
31	33.102	104.5	29.265	120.0	39.401		305.9	1:41.768		67	33.311	108.9	29.556	121.5	39.806		306.8	1:42.673	
32	32.814	120.4	30.009	118.7	39.619		305.9	1:42.442		68	33.249	108.1	33.041	117.5	40.621		307.7	1:46.911	
33	39.752	104.4	29.846	119.7	39.546		305.1	1:49.144		69	33.251	108.3	29.694	120.7	40.070		307.7	1:43.015	
34	33.171	107.8	29.508	123.1	39.692		303.4	1:42.371		70	33.266	109.0	29.463	121.5	39.725		305.9	1:42.454	
35	33.207	105.1	29.515	121.5	39.538		304.2	1:42.260		71	45.395	100.6	33.632	112.4	Pit In		274.1	2:19.617	
36	45.914	92.7	33.467	117.4	Pit In		305.1	2:17.311		72	Pit Out	100.7	32.941	115.3	Pit In			2:56.581	

5		Niccolò Antoneli																	
lap	Sect-1	Speed	Sect-2	Speed	Sect-3	Speed	TopSpeed	laptme	pit	lap	Sect-1	Speed	Sect-2	Speed	Sect-3	Speed	Topspeed	laptme	pit
1	Pit Out	93.9	32.315	114.4	42.567			1:53.572		37	Pit Out	97.3	31.786	113.9	41.868			1:15:54.868	
2	35.966	105.3	31.088	117.0	41.539		263.4	1:48.593		38	35.138	101.8	30.501	118.2	40.919		266.0	1:46.558	
3	35.451	103.1	30.634	117.3	41.742		264.7	1:47.827		39	35.337	102.4	30.205	120.1	40.858		269.3	1:46.400	
4	35.061	109.9	31.510	116.1	41.187		265.4	1:47.758		40	37.549	94.8	31.831	118.8	40.754		268.0	1:50.134	
5	35.367	101.1	30.591	121.8	41.577		265.4	1:47.535		41	34.710	106.6	30.129	120.8	40.595		272.0	1:45.434	
6	34.975	103.7	30.445	118.0	40.982		264.7	1:46.402		42	34.647	105.0	30.026	117.6	40.588		271.4	1:45.261	
7	35.060	102.4	30.198	116.4	Pit In		265.4	2:02.725		43	34.546	106.4	30.032	120.9	40.658		272.0	1:45.236	
8	Pit Out	101.0	31.018	116.9	41.336			19:20.088		44	37.178	97.1	31.621	118.0	Pit In		271.4	2:04.412	
9	35.065	106.0	30.372	118.7	40.967		264.7	1:46.404		45	Pit Out	98.4	31.100	118.2	41.225			18:27.606	



Tests of Aruba.it Racing Ducati

Test Day

29 - 30 January 2024

Laps and Sector Times - Test of Aruba.it Racing - Ducati

Autodromo Internacional Algarve - 4592mtr.

10	34.886	105.5	30.351	121.1	41.073	269.3	1:46.310	46	34.689	104.4	30.095	119.7	40.535	269.3	1:45.319
11	34.664	109.1	30.229	121.6	40.696	268.0	1:45.589	47	34.428	107.8	30.101	116.8	40.520	271.4	1:45.049
12	34.740	106.9	30.116	121.2	40.677	268.0	1:45.533	48	34.520	104.0	29.943	120.7	<u>40.431</u>	272.0	1:44.894
13	38.249	99.2	30.614	118.2	43.147	267.3	1:52.010	49	34.443	106.7	30.073	116.9	40.669	271.4	1:45.185
14	34.550	<u>111.1</u>	30.142	121.9	40.631	268.0	1:45.323	50	37.777	98.5	32.099	115.5	Pit In	270.0	2:04.900
15	36.304	100.5	31.464	121.3	Pit In	265.4	2:04.908	51	Pit Out	96.6	31.141	117.8	41.270		28:12.193
16	Pit Out	98.1	31.446	118.4	41.152		17:51.240	52	34.843	106.4	30.492	115.8	40.703	269.3	1:46.038
17	34.868	106.0	30.382	121.1	40.975	266.0	1:46.225	53	35.057	102.1	30.127	117.8	40.526	268.7	1:45.710
18	34.945	106.7	30.187	115.9	40.748	267.3	1:45.880	54	34.988	98.9	31.463	119.6	40.823	<u>272.7</u>	1:47.274
19	34.854	106.4	31.268	120.3	41.059	265.4	1:47.181	55	34.941	103.3	30.112	121.5	40.633	270.0	1:45.686
20	34.964	104.2	30.244	119.2	40.879	265.4	1:46.087	56	34.682	103.9	30.033	119.9	40.644	270.7	1:45.359
21	42.266	88.2	32.854	118.3	Pit In	266.0	2:11.374	57	34.492	105.0	30.033	120.3	40.503	271.4	1:45.028
22	Pit Out	99.5	31.163	116.5	41.209		16:52.036	58	<u>34.421</u>	106.7	29.963	120.7	40.431	270.0	<u>1:44.815</u>
23	34.815	102.4	30.263	120.0	40.673	266.7	1:45.751	59	42.067	99.2	31.708	120.3	Pit In	<u>272.7</u>	2:10.219
24	34.667	107.7	30.161	118.2	40.799	266.7	1:45.627	60	Pit Out	100.1	31.046	118.4	41.205		27:34.599
25	34.656	104.3	29.981	119.5	40.781	268.0	1:45.418	61	34.956	104.8	30.291	120.0	40.817	269.3	1:46.064
26	34.595	105.7	30.076	118.4	40.673	266.0	1:45.344	62	34.596	107.9	30.156	121.5	40.701	270.0	1:45.453
27	34.656	104.2	<u>29.863</u>	120.9	40.697	266.7	1:45.216	63	34.455	107.8	30.178	121.5	40.810	272.0	1:45.443
28	38.632	109.5	43.072	120.4	Pit In	264.7	2:19.126	64	34.602	102.6	30.003	115.1	40.792	270.7	1:45.397
29	Pit Out	96.5	31.304	115.6	41.488		21:28.198	65	40.626	94.4	31.574	117.8	Pit In	270.7	2:11.525
30	35.146	103.7	30.410	118.0	40.917	265.4	1:46.473	66	Pit Out	100.7	30.979	116.3	41.281		21:44.557
31	34.627	106.7	30.411	114.9	40.684	270.7	1:45.722	67	34.836	106.0	30.410	117.1	40.770	267.3	1:46.016
32	34.699	106.1	30.244	118.4	40.742	268.0	1:45.685	68	34.661	102.8	29.979	120.8	40.770	269.3	1:45.410
33	34.733	104.3	30.091	<u>122.0</u>	40.677	268.0	1:45.501	69	34.683	105.0	29.929	121.9	40.759	267.3	1:45.371
34	34.640	104.8	30.070	<u>122.0</u>	40.720	268.7	1:45.430	70	43.452	95.6	32.167	117.3	Pit In	269.3	2:13.184
35	34.622	107.9	30.115	120.9	40.517	268.7	1:45.254	71	Pit Out	96.9	32.762	114.5	Pit In		2:58.352
36	34.547	109.5	32.113	116.9	Pit In	268.7	2:02.853	72							

7 Iker Lecuona																			
lap	Sect-1	Speed	Sect-2	Speed	Sect-3	Speed	TopSpeed	laptime	pit	lap	Sect-1	Speed	Sect-2	Speed	Sect-3	Speed	TopSpeed	laptime	pit
1	Pit Out	93.9	31.965	119.9	41.586			1:50.326		32	Pit Out	101.2	29.982	120.3	40.576			27:57.239	
2	35.663	97.6	29.752	124.7	39.761		295.9	1:45.176		33	32.820	106.4	<u>29.154</u>	128.1	39.119		314.9	1:41.093	
3	33.477	103.8	29.605	121.2	39.384		301.7	1:42.466		34	32.894	107.1	29.328	126.0	39.137		314.9	1:41.359	
4	33.479	101.9	29.457	116.1	39.272		300.8	1:42.208		35	33.125	106.8	29.250	118.2	39.204		314.9	1:41.579	
5	33.184	113.6	31.159	120.8	39.398		308.6	1:43.741		36	33.049	105.6	29.363	<u>128.3</u>	39.450		313.0	1:41.862	
6	33.080	105.1	29.391	117.8	39.414		311.2	1:41.885		37	35.147	102.6	30.339	122.2	Pit In		313.0	1:54.483	
7	33.202	106.2	29.389	125.4	39.241		311.2	1:41.832		38	Pit Out	102.1	29.842	126.8	39.324			23:23.150	
8	33.077	107.7	29.321	118.2	39.252		312.1	1:41.650		39	<u>32.728</u>	115.1	29.541	<u>128.3</u>	39.051		312.1	1:41.320	
9	35.242	96.5	30.656	119.2	Pit In		310.3	1:54.844		40	32.912	106.5	29.244	118.6	39.055		311.2	1:41.211	
10	Pit Out	101.5	30.287	123.3	39.861			24:11.255		41	33.090	106.8	29.284	117.9	39.216		309.5	1:41.590	
11	33.323	104.0	29.655	<u>128.3</u>	39.549		309.5	1:42.527		42	34.698	100.0	30.693	120.0	Pit In		311.2	1:54.929	
12	33.300	102.0	29.633	123.7	39.937		310.3	1:42.870		43	Pit Out	99.6	30.329	124.9	39.973			1:29:10.328	
13	33.304	100.1	30.060	125.0	Pit In		311.2	1:52.266		44	33.798	105.1	29.481	123.9	39.283		312.1	1:42.562	
14	Pit Out	101.5	30.038	124.1	39.573			18:47.374		45	33.031	104.2	29.212	126.9	39.153		312.1	1:41.396	
15	33.243	106.8	29.561	125.9	39.319		306.8	1:42.123		46	32.961	105.1	29.204	126.0	39.160		314.0	1:41.325	
16	33.003	109.4	29.544	124.3	39.282		311.2	1:41.829		47	32.933	109.8	29.225	126.3	39.096		312.1	1:41.254	
17	34.309	101.5	29.603	122.4	39.603		310.3	1:43.515		48	32.865	105.4	29.177	117.8	<u>39.002</u>		314.0	<u>1:41.044</u>	
18	33.186	102.9	29.471	115.8	39.306		308.6	1:41.963		49	32.817	108.4	29.266	122.0	39.014		310.3	1:41.097	
19	33.741	99.0	30.687	124.6	Pit In		311.2	1:52.832		50	33.001	108.1	29.688	118.7	Pit In		312.1	1:52.022	
20	Pit Out	100.7	29.785	122.7	39.619			27:06.613		51	Pit Out	104.2	29.908	125.6	39.500			32:50.430	



Tests of Aruba.it Racing Ducati

Test Day

29 - 30 January 2024

Laps and Sector Times - Test of Aruba.it Racing - Ducati

Autodromo Internacional Algarve - 4592mtr.

21	33.120	105.8	30.094	123.0	40.270	312.1	1:43.484	52	32.968	106.9	29.425	124.4	39.092	309.5	1:41.485
22	33.200	106.9	29.501	117.3	39.274	310.3	1:41.975	53	33.047	106.4	29.189	125.9	39.201	311.2	1:41.437
23	33.282	102.3	29.481	124.4	39.728	311.2	1:42.491	54	32.732	109.8	29.417	117.0	39.097	313.0	1:41.246
24	34.630	103.3	29.798	107.4	Pit In	312.1	1:53.837	55	33.042	108.8	29.281	115.8	39.221	309.5	1:41.544
25	Pit Out	102.2	29.789	124.9	39.291		12:39.058	56	33.251	106.4	32.276	115.1	Pit In	313.0	1:55.456
26	33.015	103.9	29.337	126.5	39.096	313.0	1:41.448	57	Pit Out	105.7	29.849	122.7	39.445		13:27.060
27	32.984	105.7	29.377	125.1	39.250	314.0	1:41.611	58	32.926	114.0	29.661	113.0	39.410	314.0	1:41.997
28	33.375	97.9	29.757	123.6	39.427	314.0	1:42.559	59	32.878	<u>121.5</u>	34.399	123.1	39.607	314.0	1:46.884
29	33.094	105.1	29.190	121.5	39.168	311.2	1:41.452	60	32.934	110.2	29.481	124.7	39.802	312.1	1:42.217
30	33.027	105.6	29.308	125.9	39.432	313.0	1:41.767	61	33.095	105.5	29.392	116.6	39.508	312.1	1:41.995
31	38.396	90.2	30.952	124.3	Pit In	305.9	2:01.351	62	36.022	105.9	29.824	126.6	Pit In	312.1	1:54.338

9 Danilo Petrucci																			
lap	Sect-1	Speed	Sect-2	Speed	Sect-3	Speed	TopSpeed	laptime	pit	lap	Sect-1	Speed	Sect-2	Speed	Sect-3	Speed	TopSpeed	laptime	pit
1	Pit Out	98.4	30.868	118.2	Pit In			2:01.842		36	32.815	106.9	29.253	122.7	39.342		310.3	1:41.410	
2	Pit Out	98.5	30.464	120.7	44.571			11:52.111		37	33.121	103.3	29.287	119.2	39.299		314.9	1:41.707	
3	33.942	101.3	29.649	118.4	40.067		282.7	1:43.658		38	32.930	104.5	29.114	121.6	39.286		314.0	1:41.330	
4	33.607	99.1	29.460	119.3	39.788		303.4	1:42.855		39	32.808	107.1	29.189	120.7	39.155		309.5	<u>1:41.152</u>	
5	35.751	97.0	31.135	117.3	Pit In		287.2	1:59.189		40	36.979	104.9	29.498	121.3	39.525		287.2	1:46.002	
6	Pit Out	100.6	30.597	119.6	41.296			17:30.958		41	33.068	105.0	29.832	121.3	Pit In		302.5	1:55.629	
7	33.371	103.5	29.527	121.1	39.497		307.7	1:42.395		42	Pit Out	103.2	30.301	114.3	40.240			1:11:23.425	
8	33.062	109.4	29.856	118.7	40.242		308.6	1:43.160		43	33.087	104.7	29.283	121.2	39.353		317.6	1:41.723	
9	33.354	105.6	29.406	121.2	39.477		307.7	1:42.237		44	33.027	104.3	29.287	119.2	39.338		312.1	1:41.652	
10	33.176	103.3	29.328	120.0	39.420		311.2	1:41.924		45	32.960	107.0	29.254	116.1	39.285		315.8	1:41.499	
11	33.220	102.6	29.604	119.7	39.467		311.2	1:42.291		46	35.833	99.4	31.603	117.1	Pit In		316.7	2:01.867	
12	33.069	105.1	29.456	118.4	39.377		314.0	1:41.902		47	Pit Out	107.9	30.536	118.9	39.779			13:25.026	
13	37.570	92.8	35.107	119.3	Pit In		305.9	2:06.874		48	32.767	105.1	29.201	124.0	39.251		<u>319.5</u>	1:41.219	
14	Pit Out	101.1	30.431	118.0	40.602			25:03.868		49	32.755	107.0	29.468	117.8	39.299		315.8	1:41.522	
15	33.484	100.1	29.622	<u>124.4</u>	39.830		313.0	1:42.936		50	32.939	104.3	29.074	120.3	39.195		314.9	1:41.208	
16	33.298	102.6	29.318	121.8	39.658		311.2	1:42.274		51	32.831	107.5	29.239	121.2	39.287		315.8	1:41.357	
17	35.480	95.8	32.245	116.0	40.421		313.0	1:48.146		52	41.386	83.5	34.212	112.1	Pit In		314.0	2:11.750	
18	33.321	104.0	30.497	115.5	40.572		312.1	1:44.390		53	Pit Out	101.1	30.559	114.4	40.547			26:24.500	
19	33.250	107.9	29.444	122.9	39.500		310.3	1:42.194		54	35.108	100.8	29.641	113.6	40.381		316.7	1:45.130	
20	33.123	104.3	29.372	119.6	39.466		314.9	1:41.961		55	32.951	105.8	29.912	117.1	39.795		309.5	1:42.658	
21	39.208	87.0	33.406	115.9	Pit In		301.7	2:10.396		56	32.855	106.7	29.298	119.9	39.188		313.0	1:41.341	
22	Pit Out	94.1	30.285	116.4	40.423			28:42.040		57	33.174	102.0	29.578	120.5	39.753		308.6	1:42.505	
23	33.302	102.6	29.481	120.5	39.448		310.3	1:42.231		58	32.995	106.2	29.429	119.7	39.379		315.8	1:41.803	
24	33.398	102.5	29.508	120.7	40.180		311.2	1:43.086		59	32.923	104.4	29.243	119.9	39.314		308.6	1:41.480	
25	33.353	104.2	29.472	120.5	39.808		311.2	1:42.633		60	38.991	97.1	33.667	117.8	40.053		313.0	1:52.711	
26	38.054	100.8	33.800	114.2	Pit In		306.8	2:08.413		61	32.982	106.8	29.310	119.5	39.606		314.9	1:41.898	
27	Pit Out	101.0	29.937	119.1	39.933			11:11.662		62	32.842	107.7	29.338	119.3	39.439		312.1	1:41.619	
28	32.926	105.8	29.215	120.9	<u>39.107</u>		314.0	1:41.248		63	37.452	105.9	30.335	108.1	41.210		308.6	1:48.997	
29	33.006	104.2	<u>29.070</u>	122.9	39.184		312.1	1:41.260		64	35.042	94.7	30.982	115.4	Pit In		308.6	1:55.198	
30	32.944	104.8	29.191	123.1	39.545		312.1	1:41.680		65	Pit Out	103.6	30.196	118.0	40.262			22:33.047	
31	33.055	104.8	29.256	122.4	39.259		314.9	1:41.570		66	32.861	108.4	29.278	121.2	39.214		312.1	1:41.353	
32	38.617	97.5	34.645	114.4	Pit In		301.7	2:09.741		67	32.669	107.0	29.363	121.1	39.304		315.8	1:41.336	
33	Pit Out	98.0	30.477	118.9	39.931			22:32.691		68	41.588	108.4	29.502	121.6	39.224		314.9	1:50.314	
34	32.986	103.5	29.148	121.8	39.303		315.8	1:41.437		69	<u>32.659</u>	<u>112.9</u>	29.515	119.2	39.353		315.8	1:41.527	
35	33.021	103.9	29.079	122.0	39.188		313.0	1:41.288		70	44.843	97.3	34.696	110.2	Pit In		313.0	2:19.794	



Tests of Aruba.it Racing Ducati

Test Day

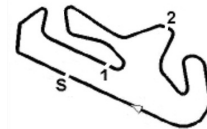
29 - 30 January 2024

Laps and Sector Times - Test of Aruba.it Racing - Ducati

Autodromo Internacional Algarve - 4592mtr.

10 Luca Marini																			
lap	Sect-1	Speed	Sect-2	Speed	Sect-3	Speed	TopSpeed	laptime	pit	lap	Sect-1	Speed	Sect-2	Speed	Sect-3	Speed	Topspeed	laptime	pit
1	Pit Out	77.2	37.026	99.1	42.976			2:00.393		30	34.556	95.7	30.305	117.9	40.147		296.7	1:45.008	
2		37.659	90.6	35.515	109.2	41.944	257.1	1:55.118		31	34.250	97.6	30.242	118.6	40.304		297.5	1:44.796	
3		38.004	87.7	32.184	110.4	41.281	275.5	1:51.469		32	34.284	97.1	30.182	117.1	40.085		297.5	1:44.551	
4		35.707	91.1	32.085	109.3	Pit In	283.5	2:01.826		33	34.222	97.2	30.050	117.8	39.964		299.2	1:44.236	
5	Pit Out	84.6	32.606	108.8	46.712			12:38.082		34	34.358	97.8	30.169	117.6	40.036		299.2	1:44.563	
6		35.957	89.2	31.553	112.3	41.302	283.5	1:48.812		35	34.079	99.4	30.071	120.1	39.877		300.0	1:44.027	
7		35.394	96.7	31.244	113.7	41.594	287.2	1:48.232		36	34.033	96.5	29.988	118.8	40.005		302.5	1:44.026	
8		35.122	93.3	31.149	113.8	40.887	292.7	1:47.158		37	34.051	97.9	30.127	118.6	39.852		300.8	1:44.030	
9		35.060	93.7	30.789	115.4	40.607	295.1	1:46.456		38	41.780	91.5	31.610	113.4	41.030		302.5	1:54.420	
10		34.800	96.9	30.832	113.9	40.817	292.7	1:46.449		39	34.196	96.7	30.066	118.2	39.907		300.8	1:44.169	
11		35.123	95.2	30.520	118.7	40.620	281.3	1:46.263		40	41.552	94.3	30.885	117.4	40.389		301.7	1:52.826	
12		34.693	96.9	34.554	109.6	Pit In	294.3	2:03.990		41	34.013	98.2	30.034	115.1	39.728		301.7	1:43.775	
13	Pit Out	89.9	32.126	111.9	41.381			28:57.864		42	<u>33.837</u>	97.7	<u>29.908</u>	<u>120.1</u>	<u>39.606</u>		303.4	<u>1:43.351</u>	
14		35.256	93.6	31.032	115.4	40.843	295.1	1:47.131		43	45.119	84.4	33.787	109.5	Pit In		<u>305.1</u>	2:12.138	
15		35.026	94.4	30.790	114.9	48.051	294.3	1:53.867		44	Pit Out	87.2	32.728	108.5	41.552		1:17:50.082		
16		35.284	94.2	30.705	116.6	40.514	262.8	1:46.503		45	35.878	91.8	30.658	117.4	40.753		293.5	1:47.289	
17		34.706	95.7	30.335	115.3	40.375	295.1	1:45.416		46	34.661	96.2	30.465	116.6	40.307		295.1	1:45.433	
18		40.246	89.6	37.292	106.2	Pit In	295.9	2:10.338		47	34.454	98.1	30.242	118.6	40.220		298.3	1:44.916	
19	Pit Out	89.3	31.888	111.7	41.351			54:59.719		48	34.236	99.0	30.129	117.8	40.186		298.3	1:44.551	
20		35.130	91.9	30.620	118.9	40.481	295.1	1:46.231		49	37.993	98.9	31.666	115.3	40.551		300.0	1:50.210	
21		34.707	94.5	30.989	117.4	40.422	297.5	1:46.118		50	34.230	98.3	30.101	118.9	40.021		300.0	1:44.352	
22		34.566	96.3	30.458	116.8	40.309	296.7	1:45.333		51	36.912	87.0	33.261	110.3	Pit In		301.7	2:02.360	
23		34.428	96.2	30.089	117.9	40.182	298.3	1:44.699		52	Pit Out	95.6	31.722	114.5	40.954		30:26.485		
24		34.239	96.9	35.135	113.6	Pit In	302.5	2:01.310		53	35.063	93.7	30.924	117.9	40.452		286.5	1:46.439	
25	Pit Out	89.7	31.835	113.7	40.956			40:47.611		54	34.561	94.9	30.421	119.9	40.179		297.5	1:45.161	
26		35.915	93.3	30.646	119.5	40.493	291.1	1:47.054		55	34.324	96.2	30.414	113.7	40.144		295.9	1:44.882	
27		34.457	95.0	30.156	118.6	40.453	295.1	1:45.066		56	34.322	97.6	30.258	117.9	40.338		299.2	1:44.918	
28		34.522	96.3	30.326	115.1	40.325	297.5	1:45.173		57	34.383	99.9	30.101	115.9	40.071		285.7	1:44.555	
29		34.429	97.3	30.334	118.2	40.171	299.2	1:44.934		58	44.521	<u>124.4</u>	42.891	103.6	Pit In		282.7	2:23.629	

11 Nicolò Bulega - B2																			
lap	Sect-1	Speed	Sect-2	Speed	Sect-3	Speed	TopSpeed	laptime	pit	lap	Sect-1	Speed	Sect-2	Speed	Sect-3	Speed	Topspeed	laptime	pit
1	Pit Out	88.7	32.586	112.7	41.597			1:56.181		43	<u>32.404</u>	108.4	28.965	125.0	38.563		314.9	1:39.932	
2		34.134	102.5	30.336	119.9	40.381	301.7	1:44.851		44	32.644	105.3	29.530	119.5	39.113		318.6	1:41.287	
3		33.620	103.1	29.791	118.0	39.446	300.8	1:42.857		45	32.616	106.7	29.101	123.4	38.634		316.7	1:40.351	
4		33.276	106.7	29.701	121.2	39.173	303.4	1:42.150		46	36.822	91.9	34.430	121.9	Pit In		312.1	2:06.664	
5		33.228	112.5	30.066	121.1	39.211	302.5	1:42.505		47	Pit Out	93.9	31.176	122.9	39.146		1:56:58.976		
6		33.137	108.3	29.579	117.6	39.003	312.1	1:41.719		48	33.174	103.6	29.334	124.7	38.917		302.5	1:41.425	
7		34.274	97.3	33.481	119.6	Pit In	309.5	2:01.582		49	33.039	104.7	29.344	119.7	38.786		307.7	1:41.169	
8	Pit Out	95.4	30.730	121.6	40.021			17:28.452		50	32.990	105.3	29.366	119.6	39.421		303.4	1:41.777	
9		33.445	104.4	29.919	122.0	39.343	306.8	1:42.707		51	32.989	112.5	30.023	119.1	38.804		314.9	1:41.816	
10		33.299	105.2	29.585	118.9	39.235	309.5	1:42.119		52	33.367	103.7	29.136	125.7	38.711		290.3	1:41.214	
11		33.004	108.7	29.658	120.3	39.207	312.1	1:41.869		53	36.802	97.7	31.637	120.0	Pit In		316.7	2:01.934	
12		35.144	96.3	31.350	124.9	39.391	315.8	1:45.885		54	Pit Out	102.2	30.289	122.2	39.302		20:30.840		
13		32.848	<u>131.7</u>	37.465	118.6	Pit In	307.7	2:06.033		55	33.096	104.9	29.407	123.1	38.922		291.1	1:41.425	
14	Pit Out	101.3	30.187	120.5	40.179			14:22.374		56	34.661	104.2	29.665	123.1	38.982		317.6	1:43.308	
15		33.168	110.8	29.714	122.7	39.264	308.6	1:42.146		57	32.803	105.4	29.223	122.6	38.807		313.0	1:40.833	
16		33.037	110.8	29.820	120.7	39.139	312.1	1:41.996		58	32.805	105.7	29.185	122.9	38.843		309.5	1:40.833	



Tests of Aruba.it Racing Ducati

Test Day

29 - 30 January 2024

Laps and Sector Times - Test of Aruba.it Racing - Ducati

Autodromo Internacional Algarve - 4592mtr.

17	33.094	107.7	29.536	120.5	39.089	308.6	1:41.719	59	32.856	106.5	29.347	120.4	39.074	310.3	1:41.277
18	34.327	103.8	34.074	120.1	Pit In	309.5	2:02.339	60	32.804	106.3	29.220	122.2	38.846	313.0	1:40.870
19	Pit Out	96.8	30.963	120.8	39.505		14:00.895	61	32.733	108.7	35.600	121.9	Pit In	314.9	2:04.699
20	33.100	106.9	29.525	121.8	39.078	312.1	1:41.703	62	Pit Out	101.4	30.449	125.0	38.961		15:31.229
21	33.115	104.4	29.301	119.7	39.001	308.6	1:41.417	63	33.397	103.6	29.292	123.6	38.737	306.8	1:41.426
22	32.988	104.3	29.342	120.7	38.884	314.0	1:41.214	64	32.713	105.5	28.982	124.7	38.673	314.9	1:40.368
23	32.864	106.7	29.225	121.3	38.901	314.0	1:40.990	65	32.810	106.7	29.169	120.4	38.715	313.0	1:40.694
24	32.997	105.0	29.137	126.3	39.107	314.0	1:41.241	66	1:11.212	94.3	32.071	118.7	Pit In	318.6	2:37.030
25	38.201	102.2	32.192	118.6	Pit In	311.2	2:04.630	67	Pit Out	97.6	30.268	121.6	39.266		5:11.972
26	Pit Out	96.5	30.763	122.3	39.626		26:21.368	68	32.851	106.4	29.190	126.5	38.849	309.5	1:40.890
27	33.175	106.7	29.494	121.3	39.131	310.3	1:41.800	69	33.066	104.1	30.184	122.3	39.558	307.7	1:42.808
28	33.065	108.7	29.390	124.9	39.064	314.0	1:41.519	70	32.885	102.9	29.225	118.6	38.904	305.9	1:41.014
29	32.964	109.9	29.359	119.3	39.099	310.3	1:41.422	71	33.841	103.2	30.160	125.0	Pit In	311.2	2:00.653
30	33.171	104.1	29.301	122.0	38.986	312.1	1:41.458	72	Pit Out	100.5	29.878	125.3	39.084		6:09.935
31	35.072	97.1	33.473	115.3	Pit In	314.9	2:04.709	73	32.798	105.6	29.102	123.9	38.714	314.9	1:40.614
32	Pit Out	94.5	30.173	122.9	39.000		9:01.238	74	1:24.317	93.5	31.073	123.6	39.430	<u>319.5</u>	2:34.820
33	33.041	105.6	29.068	120.1	38.966	312.1	1:41.075	75	33.229	103.5	29.884	123.4	Pit In	303.4	1:55.171
34	33.219	107.7	29.144	123.1	38.945	303.4	1:41.308	76	Pit Out	99.9	30.196	123.6	38.914		7:08.042
35	32.791	110.8	29.202	119.2	38.713	316.7	1:40.706	77	32.595	105.4	<u>28.816</u>	<u>127.2</u>	<u>38.502</u>	310.3	<u>1:39.913</u>
36	32.728	109.1	34.781	116.0	Pit In	313.0	2:03.561	78	32.436	109.2	28.929	124.6	38.605	305.9	1:39.970
37	Pit Out	102.7	29.724	122.4	39.032		21:13.348	79	32.582	107.6	28.973	121.6	38.758	309.5	1:40.313
38	33.882	101.5	29.198	124.6	43.197	286.5	1:46.277	80	43.040	95.2	32.857	124.1	39.230	316.7	1:55.127
39	33.859	106.0	29.340	121.3	38.729	301.7	1:41.928	81	32.747	106.4	29.670	122.9	39.566	307.7	1:41.983
40	32.776	106.4	29.171	125.7	38.711	312.1	1:40.658	82	32.857	108.1	29.178	124.6	38.779	309.5	1:40.814
41	35.415	99.4	35.211	116.6	Pit In	315.8	2:05.479	83	55.278	90.2	34.571	112.9	Pit In	282.0	2:29.365
42	Pit Out	94.2	30.378	122.0	38.871		7:29.460	84							

13 Celestino Vietti																			
lap	Sect-1	Speed	Sect-2	Speed	Sect-3	Speed	TopSpeed	laptime	pit	lap	Sect-1	Speed	Sect-2	Speed	Sect-3	Speed	TopSpeed	laptime	pit
1	Pit Out	122.2	40.370	108.2	46.330			2:05.947		41	34.287	99.3	30.076	120.4	40.201		291.1	1:44.564	
2	36.772	88.8	33.386	113.4	Pit In		277.6	2:05.182		42	34.003	104.9	30.076	118.9	40.193		290.3	1:44.272	
3	Pit Out	90.2	32.542	111.6	42.265			6:52.081		43	34.089	102.9	29.972	114.2	40.228		289.5	1:44.289	
4	36.089	93.3	31.966	111.2	41.631		270.0	1:49.686		44	34.216	100.5	29.926	123.4	40.243		291.1	1:44.385	
5	35.440	95.9	31.422	116.0	41.108		283.5	1:47.970		45	34.058	103.5	29.990	122.4	40.247		291.9	1:44.295	
6	35.117	96.5	30.948	118.4	41.155		288.0	1:47.220		46	34.039	101.7	<u>29.895</u>	121.9	40.058		291.1	1:43.992	
7	35.132	97.8	30.821	116.8	41.079		289.5	1:47.032		47	39.506	93.7	33.009	114.9	Pit In		291.1	2:04.871	
8	35.034	97.3	30.677	117.9	40.996		291.1	1:46.707		48	Pit Out	96.3	34.169	119.2	41.649			41:02.315	
9	37.989	97.6	32.527	85.7	45.848		288.8	1:56.364		49	34.680	97.9	30.456	121.5	40.731		293.5	1:45.867	
10	34.862	102.7	31.068	116.8	40.997		291.9	1:46.927		50	34.206	103.2	30.383	121.3	40.661		295.1	1:45.250	
11	34.999	99.9	30.785	115.3	40.848		288.8	1:46.632		51	34.520	99.7	30.217	120.9	40.491		293.5	1:45.228	
12	42.120	92.6	33.324	114.5	Pit In		276.9	2:07.770		52	34.366	99.8	30.101	117.9	40.494		295.9	1:44.961	
13	Pit Out	96.2	31.354	112.3	41.357			24:59.340		53	34.303	105.5	30.405	123.3	40.536		294.3	1:45.244	
14	34.941	101.9	30.945	117.3	41.073		288.8	1:46.959		54	34.407	100.2	29.952	120.3	40.556		292.7	1:44.915	
15	34.647	99.6	30.650	115.9	40.703		288.0	1:46.000		55	34.149	104.8	30.593	118.9	40.427		294.3	1:45.169	
16	34.749	96.9	30.573	116.9	40.630		288.8	1:45.952		56	34.310	100.8	29.915	120.0	40.522		296.7	1:44.747	
17	34.547	102.6	30.641	116.9	40.811		291.1	1:45.999		57	34.287	99.9	30.207	121.8	40.562		295.9	1:45.056	
18	34.798	98.5	30.389	121.1	40.545		289.5	1:45.732		58	34.191	101.6	30.088	118.4	40.298		295.1	1:44.577	
19	34.589	101.8	30.322	120.3	40.567		289.5	1:45.478		59	34.132	102.4	30.066	121.3	40.655		295.9	1:44.853	
20	34.532	100.7	30.430	120.0	40.690		292.7	1:45.652		60	34.362	101.0	30.062	120.3	40.227		294.3	1:44.651	
21	34.604	100.7	30.387	117.1	40.555		291.1	1:45.546		61	34.080	105.5	30.349	118.0	41.804		<u>297.5</u>	1:46.233	



Tests of Aruba.it Racing Ducati

Test Day

29 - 30 January 2024

Laps and Sector Times - Test of Aruba.it Racing - Ducati

Autodromo Internacional Algarve - 4592mtr.

22	34.425	102.9	30.277	120.0	40.598	288.0	1:45.300	62	35.060	92.3	36.317	104.7	Pit In	295.1	2:07.952
23	34.339	100.8	30.217	118.9	40.444	291.1	1:45.000	63	Pit Out	91.0	35.995	118.7	40.549		48:42.634
24	34.297	103.8	30.258	121.3	40.428	292.7	1:44.983	64	34.768	100.7	30.606	117.8	40.488	292.7	1:45.862
25	40.377	95.2	32.558	113.4	Pit In	290.3	2:04.560	65	34.130	108.1	30.356	118.0	40.412	294.3	1:44.898
26	Pit Out	93.3	31.780	118.7	41.425		25:55.392	66	34.413	97.7	30.216	114.3	40.273	291.9	1:44.902
27	34.958	99.0	30.535	115.6	40.851	285.7	1:46.344	67	34.149	100.9	30.169	120.9	40.332	294.3	1:44.650
28	34.892	97.6	30.670	117.4	40.887	287.2	1:46.449	68	35.950	99.1	30.552	116.5	40.790	291.1	1:47.292
29	37.507	97.6	30.642	118.7	40.942	290.3	1:49.091	69	34.343	99.7	30.029	118.6	40.395	293.5	1:44.767
30	34.713	97.5	30.392	120.0	40.681	290.3	1:45.786	70	34.266	100.7	30.022	116.6	40.276	295.1	1:44.564
31	34.640	100.5	30.503	119.1	40.801	290.3	1:45.944	71	33.849	111.5	33.282	116.9	43.582	296.7	1:50.713
32	34.489	103.5	30.460	118.8	40.691	290.3	1:45.640	72	34.328	100.9	30.124	121.5	40.297	295.1	1:44.749
33	34.402	104.0	30.416	120.7	40.685	290.3	1:45.503	73	34.093	104.5	30.013	120.9	40.316	294.3	1:44.422
34	34.426	105.3	33.845	105.5	Pit In	291.1	2:02.788	74	34.053	102.0	29.918	122.0	40.321	294.3	1:44.292
35	Pit Out	91.5	32.617	114.3	42.273		36:08.230	75	33.944	103.2	30.152	117.9	40.181	295.1	1:44.277
36	34.813	100.4	30.649	119.2	40.813	290.3	1:46.275	76	33.933	105.4	30.186	<u>124.0</u>	40.215	295.1	1:44.334
37	34.223	103.7	30.417	117.9	40.468	289.5	1:45.108	77	34.068	104.9	32.456	113.9	44.800	296.7	1:51.324
38	34.301	100.3	30.087	119.3	40.374	291.1	1:44.762	78	34.109	102.9	30.043	122.7	40.097	295.9	1:44.249
39	34.275	100.5	30.149	120.1	40.440	291.1	1:44.864	79	33.801	104.1	29.899	121.3	<u>40.013</u>	<u>297.5</u>	<u>1:43.713</u>
40	34.288	102.6	30.157	123.9	40.274	291.9	1:44.719	80	<u>33.773</u>	111.1	36.661	105.0	Pit In	295.9	2:02.984

14		Sam Lowes - B3																	
lap	Sect-1	Speed	Sect-2	Speed	Sect-3	Speed	TopSpeed	laptime	pit	lap	Sect-1	Speed	Sect-2	Speed	Sect-3	Speed	Topspeed	laptime	pit
1	Pit Out	96.6	32.571	108.4	47.584			1:59.745		13	33.294	107.7	29.049	128.1	38.821		309.5	1:41.164	
2	34.882	112.4	30.588	116.0	39.923		274.8	1:45.393		14	33.160	110.8	29.159	124.7	38.961		296.7	1:41.280	
3	33.711	111.5	29.992	121.3	39.572		303.4	1:43.275		15	33.158	112.0	29.211	126.9	38.931		300.8	1:41.300	
4	33.376	113.3	29.987	120.4	39.436		304.2	1:42.799		16	32.789	110.3	29.105	125.6	38.972		308.6	1:40.866	
5	34.969	106.7	30.393	121.6	Pit In		293.5	1:59.751		17	35.264	106.8	29.511	122.0	39.134		312.1	1:43.909	
6	Pit Out	107.9	35.845	102.1	43.778			1:59:45.999		18	32.985	112.7	29.404	126.0	38.976		312.1	1:41.365	
7	38.767	107.8	34.415	118.7	Pit In		207.3	2:08.556		19	34.625	102.8	30.141	122.4	Pit In		298.3	1:56.620	
8	Pit Out	103.8	30.465	121.5	39.761			2:50:30.817		20	Pit Out	103.4	30.313	120.7	39.557			17:01.481	
9	33.551	108.3	29.549	119.2	39.093		302.5	1:42.193		21	33.016	107.5	29.106	<u>129.2</u>	38.798		306.8	1:40.920	
10	32.988	110.4	29.327	126.5	39.004		309.5	1:41.319		22	32.853	110.8	<u>29.048</u>	127.7	38.595		304.2	1:40.496	
11	34.869	105.0	29.942	123.0	38.939		312.1	1:43.750		23	32.765	110.7	29.131	125.6	<u>38.567</u>		308.6	<u>1:40.463</u>	
12	36.718	106.6	29.772	125.0	39.118		<u>313.0</u>	1:45.608		24	<u>32.706</u>	<u>114.0</u>	29.123	127.4	Pit In		308.6	2:38.325	

14		Sam Lowes - B1																	
lap	Sect-1	Speed	Sect-2	Speed	Sect-3	Speed	TopSpeed	laptime	pit	lap	Sect-1	Speed	Sect-2	Speed	Sect-3	Speed	Topspeed	laptime	pit
1	Pit Out	101.9	30.875	116.1	40.672			1:47.753		27	33.005	108.1	29.189	126.8	39.139		308.6	1:41.333	
2	33.712	112.1	30.341	120.0	39.640		296.7	1:43.693		28	32.977	109.5	29.298	125.1	39.116		310.3	1:41.391	
3	33.334	111.2	29.629	121.6	39.580		305.9	1:42.543		29	32.996	108.2	31.069	121.1	40.444		305.9	1:44.509	
4	32.869	<u>141.4</u>	37.254	118.7	39.514		305.1	1:49.637		30	33.019	112.4	29.431	125.1	39.123		<u>312.1</u>	1:41.573	
5	35.121	108.0	29.556	120.9	40.792		311.2	1:45.469		31	33.922	105.2	30.808	120.3	Pit In		302.5	1:58.499	
6	33.122	112.0	29.446	126.0	39.189		307.7	1:41.757		32	Pit Out	103.4	30.990	116.1	40.556			32:22.873	
7	33.349	110.0	29.328	124.4	39.460		306.8	1:42.137		33	33.740	105.5	29.782	124.1	39.597		302.5	1:43.119	
8	33.257	111.9	29.483	123.7	39.302		309.5	1:42.042		34	33.460	106.7	29.440	124.7	39.243		305.1	1:42.143	
9	33.102	114.5	29.554	124.1	39.369		304.2	1:42.025		35	33.099	108.2	29.638	124.0	39.202		306.8	1:41.939	
10	35.291	105.4	30.139	121.5	Pit In		300.0	1:56.683		36	33.146	112.3	29.348	124.7	39.147		306.8	1:41.641	
11	Pit Out	105.4	32.012	113.7	Pit In			20:10.937		37	33.084	108.7	29.206	124.6	39.197		308.6	1:41.487	
12	Pit Out	105.7	30.308	114.5	40.338			3:43.707		38	33.342	108.9	29.338	125.4	39.217		<u>312.1</u>	1:41.897	
13	33.614	109.4	30.067	120.5	39.940		306.8	1:43.621		39	32.987	114.6	29.550	<u>128.4</u>	39.134		308.6	1:41.671	



Tests of Aruba.it Racing Ducati

Test Day

29 - 30 January 2024

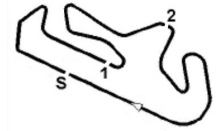
Laps and Sector Times - Test of Aruba.it Racing - Ducati

Autodromo Internacional Algarve - 4592mtr.

14	33.566	106.5	29.598	125.4	39.748	305.9	1:42.912	40	32.861	116.5	29.671	128.1	39.371	310.3	1:41.903
15	33.613	106.1	29.599	121.2	39.576	305.1	1:42.788	41	33.116	109.3	30.525	122.0	Pit In	304.2	1:58.645
16	33.573	106.2	29.509	125.4	39.536	304.2	1:42.618	42	Pit Out	105.7	30.321	117.1	39.484		16:40.752
17	33.351	111.2	29.546	124.0	39.397	302.5	1:42.294	43	33.052	108.7	29.288	124.1	39.242	308.6	1:41.582
18	33.201	110.3	29.477	125.3	39.428	309.5	1:42.106	44	33.098	109.8	29.214	127.2	<u>38.783</u>	305.1	1:41.095
19	33.267	109.8	29.502	127.8	39.542	307.7	1:42.311	45	32.998	111.1	<u>29.059</u>	128.1	38.818	306.8	<u>1:40.875</u>
20	33.222	110.8	30.688	120.4	Pit In	311.2	<u>1:58.200</u>	46	32.879	114.8	29.244	126.2	Pit In	311.2	<u>2:54.681</u>
21	Pit Out	104.4	30.441	114.9	39.829		<u>17:20.633</u>	47	Pit Out	102.8	30.683	117.6	40.084		<u>1:27:16.520</u>
22	34.102	106.8	29.728	122.4	39.425	311.2	1:43.255	48	33.544	105.8	29.461	124.0	39.314	301.7	1:42.319
23	33.198	106.9	29.415	124.4	39.279	306.8	1:41.892	49	33.220	107.8	29.195	125.0	39.182	305.1	1:41.597
24	32.954	120.1	29.765	127.1	38.948	308.6	1:41.667	50	<u>32.812</u>	120.5	30.414	125.7	39.217	308.6	1:42.443
25	33.157	107.7	29.586	126.8	39.194	310.3	1:41.937	51	1:03.775	96.4	32.748	112.5	Pit In	297.5	<u>2:29.485</u>
26	33.214	109.5	29.128	125.9	39.014	310.3	1:41.356	52							

16 Andrea Migno																			
lap	Sect-1	Speed	Sect-2	Speed	Sect-3	Speed	TopSpeed	laptme	pit	lap	Sect-1	Speed	Sect-2	Speed	Sect-3	Speed	Topspeed	laptme	pit
1	Pit Out	90.2	32.801	109.3	42.521			<u>1:52.843</u>		31	37.356	<u>145.9</u>	36.962	111.6	Pit In		277.6	<u>2:09.960</u>	
2	36.649	92.5	31.858	107.1	42.284		254.1	1:50.791		32	Pit Out	92.1	32.124	113.1	41.447			<u>56:01.174</u>	
3	35.840	99.2	31.432	110.4	41.606		259.6	1:48.878		33	35.173	102.1	30.838	117.4	40.845		286.5	1:46.856	
4	35.497	101.5	32.518	114.3	41.340		267.3	1:49.355		34	36.602	97.9	31.023	116.4	51.250		288.8	1:58.875	
5	35.358	100.1	30.996	112.5	41.156		279.1	1:47.510		35	35.519	99.6	30.511	118.6	40.674		282.7	1:46.704	
6	35.245	99.4	30.891	114.6	41.106		275.5	1:47.242		36	34.664	100.8	30.555	117.0	41.596		289.5	1:46.815	
7	37.724	101.2	33.592	114.6	Pit In		273.4	<u>2:06.672</u>		37	34.703	99.0	30.779	117.4	40.522		289.5	1:46.004	
8	Pit Out	92.5	31.342	115.8	41.556			<u>28:34.094</u>		38	34.753	101.2	31.018	117.3	Pit In		<u>291.1</u>	<u>2:03.966</u>	
9	35.533	99.2	30.985	113.7	41.129		264.7	1:47.647		39	Pit Out	96.0	35.176	114.9	41.588			<u>34:17.747</u>	
10	35.002	104.8	31.639	113.6	41.380		283.5	1:48.021		40	34.885	101.1	30.828	117.0	41.125		288.8	1:46.838	
11	35.302	96.9	30.822	120.0	41.147		287.2	1:47.271		41	34.914	101.3	30.989	115.9	41.023		288.0	1:46.926	
12	35.037	101.1	31.397	113.1	44.681		274.8	1:51.115		42	34.807	104.4	30.935	118.2	40.918		288.0	1:46.660	
13	34.891	104.5	31.230	115.9	41.446		286.5	1:47.567		43	34.693	100.6	30.714	116.6	40.877		289.5	1:46.284	
14	40.471	118.7	44.094	106.9	Pit In		276.2	<u>2:30.929</u>		44	34.860	101.5	30.819	116.9	41.088		282.7	1:46.767	
15	Pit Out	92.0	33.133	108.4	42.410			<u>44:44.019</u>		45	34.571	102.8	30.606	116.9	41.080		288.0	1:46.257	
16	35.653	95.3	31.391	115.6	41.549		283.5	1:48.593		46	40.427	102.8	31.281	104.1	41.801		288.8	1:53.509	
17	35.225	97.6	31.165	113.9	41.535		286.5	1:47.925		47	34.778	104.0	34.121	115.8	Pit In		282.7	<u>2:07.255</u>	
18	39.169	95.7	31.196	114.2	41.510		289.5	1:51.875		48	Pit Out	94.7	31.897	117.1	41.793			<u>29:02.825</u>	
19	35.226	97.9	31.145	115.1	41.361		288.0	1:47.732		49	34.816	103.9	31.002	117.6	40.547		287.2	1:46.365	
20	35.135	98.4	31.006	116.3	41.420		280.5	1:47.561		50	34.536	98.2	<u>30.208</u>	120.9	40.521		<u>291.1</u>	1:45.265	
21	35.076	101.6	33.998	105.9	Pit In		286.5	<u>2:03.167</u>		51	34.335	105.5	30.747	<u>121.2</u>	40.671		288.8	1:45.753	
22	Pit Out	90.5	32.475	110.8	42.165			<u>34:43.550</u>		52	34.328	103.4	30.268	117.8	<u>40.430</u>		289.5	<u>1:45.026</u>	
23	34.983	98.6	30.664	115.9	40.654		281.3	1:46.301		53	34.107	114.8	40.251	76.9	41.802		290.3	1:56.160	
24	34.698	104.3	30.862	117.3	40.725		279.8	1:46.285		54	34.672	101.4	37.126	115.3	Pit In		284.2	<u>2:05.675</u>	
25	37.195	102.2	31.183	115.9	41.712		288.8	1:50.090		55	Pit Out	103.3	32.224	113.2	41.014			<u>2:04.928</u>	
26	34.697	100.6	30.467	115.8	40.628		288.0	1:45.792		56	34.365	103.6	30.384	118.4	40.550		290.3	1:45.299	
27	34.578	107.5	32.637	118.9	40.694		279.1	1:47.909		57	<u>34.063</u>	116.4	35.775	113.6	Pit In		<u>291.1</u>	<u>2:12.608</u>	
28	34.641	102.9	30.256	119.6	40.624		287.2	1:45.521		58	Pit Out	91.2	31.743	115.3	41.794			<u>25:27.986</u>	
29	37.141	117.9	35.932	118.4	42.113		285.7	1:55.186		59	35.325	101.0	32.091	115.3	43.596		285.0	1:51.012	
30	34.647	103.0	30.433	119.2	40.535		279.1	1:45.615		60	34.776	101.7	30.984	119.7	Pit In		286.5	<u>2:00.433</u>	

21 Michael Ruben Rinaldi - B2																			
lap	Sect-1	Speed	Sect-2	Speed	Sect-3	Speed	TopSpeed	laptme	pit	lap	Sect-1	Speed	Sect-2	Speed	Sect-3	Speed	Topspeed	laptme	pit
1	Pit Out	85.0	33.246	107.5	41.567			<u>1:51.220</u>		35	33.266	99.5	29.249	123.3	39.242		308.6	1:41.757	



Tests of Aruba.it Racing Ducati

Test Day

29 - 30 January 2024

Laps and Sector Times - Test of Aruba.it Racing - Ducati

Autodromo Internacional Algarve - 4592mtr.

2	34.554	100.3	30.710	116.3	40.341	290.3	1:45.605	36	33.191	100.4	29.262	120.1	39.344	300.8	1:41.797
3	34.119	101.5	30.168	111.8	39.953	288.0	1:44.240	37	33.118	103.3	29.246	122.4	39.249	307.7	1:41.613
4	33.700	107.1	30.186	117.6	39.641	291.9	1:43.527	38	38.291	89.8	35.958	88.7	41.678	306.8	1:55.927
5	33.827	100.0	29.705	120.0	39.539	295.1	1:43.071	39	34.656	99.7	29.805	121.6	39.894	310.3	1:44.355
6	33.610	101.4	29.540	120.4	39.667	299.2	1:42.817	40	33.138	101.2	29.141	120.9	39.274	307.7	1:41.553
7	37.603	93.7	33.183	112.6	Pit In	292.7	2:05.918	41	32.919	110.2	36.841	119.2	Pit In	309.5	2:05.708
8	Pit Out	94.7	31.133	118.2	46.369		19:53.779	42	Pit Out	94.4	31.457	117.0	41.070		1:28:53.459
9	33.720	100.6	29.815	119.2	39.981	291.9	1:43.516	43	33.792	98.6	29.745	116.6	39.736	308.6	1:43.273
10	33.542	100.1	29.755	117.3	39.860	298.3	1:43.157	44	33.553	99.1	29.569	120.1	39.557	309.5	1:42.679
11	33.661	101.4	29.705	118.8	39.999	302.5	1:43.365	45	33.512	99.4	29.366	118.2	39.514	306.8	1:42.392
12	33.402	104.2	29.844	118.9	39.885	302.5	1:43.131	46	33.263	103.0	29.469	116.8	39.410	305.9	1:42.142
13	42.221	87.6	32.152	117.4	Pit In	302.5	2:10.424	47	33.102	104.2	29.332	120.7	39.345	306.8	1:41.779
14	Pit Out	94.9	30.085	123.3	43.761		26:38.389	48	32.888	107.8	29.549	118.3	39.396	<u>311.2</u>	1:41.833
15	33.667	98.5	29.406	123.0	39.365	300.8	1:42.438	49	33.308	102.2	34.176	91.3	Pit In	310.3	2:04.265
16	33.158	100.1	29.184	119.3	39.362	306.8	1:41.704	50	Pit Out	94.9	30.289	117.8	40.245		19:50.615
17	33.172	106.4	29.426	121.9	39.559	305.9	1:42.157	51	33.325	100.4	29.378	120.0	39.340	308.6	1:42.043
18	33.338	99.9	29.253	120.1	39.117	305.9	1:41.708	52	33.440	103.5	29.463	117.4	39.324	306.8	1:42.227
19	33.099	100.9	29.246	120.8	39.179	306.8	1:41.524	53	33.167	99.8	29.382	119.6	39.401	305.9	1:41.950
20	38.104	96.6	31.037	119.5	39.775	305.1	1:48.916	54	33.153	101.2	29.349	117.4	39.307	308.6	1:41.809
21	33.149	99.7	29.060	121.9	39.075	307.7	1:41.284	55	33.161	104.2	29.564	<u>124.1</u>	39.636	301.7	1:42.361
22	33.015	103.3	<u>29.033</u>	120.8	<u>39.033</u>	305.1	<u>1:41.081</u>	56	33.154	101.8	29.242	120.3	39.369	307.7	1:41.765
23	37.743	94.8	31.670	120.7	Pit In	306.8	2:03.252	57	33.123	98.5	29.215	120.1	39.300	310.3	1:41.638
24	Pit Out	95.9	30.926	117.5	40.593		22:33.294	58	33.110	103.1	29.369	114.3	39.202	308.6	1:41.681
25	33.331	100.7	29.669	119.1	39.686	306.8	1:42.686	59	33.050	103.0	29.218	119.2	39.142	306.8	1:41.410
26	33.290	102.8	29.333	119.1	39.536	305.9	1:42.159	60	33.078	100.9	29.158	121.3	39.146	<u>311.2</u>	1:41.382
27	33.321	101.3	29.378	121.2	39.613	308.6	1:42.312	61	35.836	93.0	33.707	116.6	Pit In	310.3	2:05.976
28	33.609	100.4	29.457	119.5	39.500	300.8	1:42.566	62	Pit Out	98.9	30.142	121.1	40.175		1:30:50.278
29	33.152	102.2	29.365	118.0	39.497	308.6	1:42.014	63	46.951	95.6	31.121	119.3	Pit In	307.7	2:08.278
30	38.264	96.7	34.277	117.8	Pit In	285.0	2:09.363	64	Pit Out	97.1	30.020	120.3	39.682		7:29.964
31	Pit Out	94.2	31.016	117.9	40.414		29:26.438	65	<u>32.800</u>	<u>112.5</u>	29.664	120.5	39.494	309.5	1:41.958
32	33.321	101.5	29.272	123.1	39.333	305.1	1:41.926	66	33.119	103.1	29.351	114.2	39.248	305.1	1:41.718
33	33.128	103.3	29.333	118.6	39.335	303.4	1:41.796	67	33.054	101.4	29.278	118.7	Pit In	309.5	1:58.084
34	33.082	100.6	29.351	112.9	39.497	308.6	1:41.930	68							

21	Michael Ruben Rinaldi - B1																		
lap	Sect-1	Speed	Sect-2	Speed	Sect-3	Speed	TopSpeed	laptime	pit	lap	Sect-1	Speed	Sect-2	Speed	Sect-3	Speed	Topspeed	laptime	pit
1	Pit Out	98.3	31.354	115.6	45.765			1:54.865		9	Pit Out	97.4	33.064	118.2	41.474			23:15.881	
2	34.036	99.6	29.916	119.2	40.529	300.8	1:44.481			10	33.659	101.7	30.079	<u>123.3</u>	44.930	302.5	1:48.668		
3	33.334	102.1	29.665	117.9	39.565	306.8	1:42.564			11	33.086	105.6	29.354	119.1	39.192	308.6	1:41.632		
4	33.431	100.3	29.687	118.9	39.887	305.1	1:43.005			12	33.015	102.2	<u>29.276</u>	118.9	<u>39.089</u>	307.7	1:41.380		
5	33.095	103.5	29.435	122.7	39.379	<u>311.2</u>	1:41.909			13	32.959	107.2	29.280	121.5	39.122	310.3	<u>1:41.361</u>		
6	33.273	102.7	38.016	118.4	39.930	310.3	1:51.219			14	<u>32.660</u>	<u>127.5</u>	39.077	115.1	41.076	308.6	1:52.813		
7	33.175	103.0	29.382	120.8	39.306	306.8	1:41.863			15	32.831	111.1	32.244	114.2	Pit In	<u>311.2</u>	1:59.104		
8	33.049	105.6	29.571	111.3	Pit In	306.8	2:00.353			16									

21	Franco Morbidelli																		
lap	Sect-1	Speed	Sect-2	Speed	Sect-3	Speed	TopSpeed	laptime	pit	lap	Sect-1	Speed	Sect-2	Speed	Sect-3	Speed	Topspeed	laptime	pit
1	Pit Out	83.7	34.030	105.7	43.337			1:57.524		45	34.171	99.3	30.266	122.2	40.290	300.8	1:44.727		
2	36.168	93.8	34.881	108.5	45.363	274.1	1:56.412			46	34.004	110.0	33.591	116.5	41.110	300.0	1:48.705		
3	35.344	95.1	31.550	113.3	41.648	292.7	1:48.542			47	34.121	97.9	30.194	120.1	40.266	301.7	1:44.581		



Tests of Aruba.it Racing Ducati

Test Day

29 - 30 January 2024

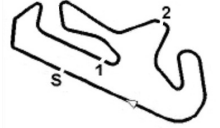
Laps and Sector Times - Test of Aruba.it Racing - Ducati

Autodromo Internacional Algarve - 4592mtr.

4	35.075	95.7	31.227	114.9	41.344	289.5	1:47.646	48	34.037	102.4	30.173	121.2	40.267	300.8	1:44.477
5	34.825	100.8	31.254	116.3	41.194	285.7	1:47.273	49	34.131	100.1	30.157	119.6	40.075	291.1	1:44.363
6	34.717	96.9	30.903	113.9	40.894	297.5	1:46.514	50	33.957	104.0	36.225	113.2	43.202	300.8	1:53.384
7	34.614	98.5	30.728	113.8	40.907	295.1	1:46.249	51	34.012	102.8	30.169	116.1	40.082	298.3	1:44.263
8	34.379	103.9	30.907	113.3	40.812	298.3	1:46.098	52	38.916	91.8	33.385	112.1	41.048	302.5	1:53.349
9	40.941	87.7	32.810	111.2	42.576	296.7	1:56.327	53	33.975	98.6	30.022	115.6	43.532	301.7	1:47.529
10	34.324	101.0	30.760	115.6	40.729	295.1	1:45.813	54	34.025	100.9	29.982	<u>122.6</u>	40.106	300.8	1:44.113
11	38.001	89.0	32.361	110.3	41.090	298.3	1:51.452	55	33.877	100.6	29.956	118.6	40.153	300.8	1:43.986
12	34.367	97.4	34.700	109.3	43.938	297.5	1:53.005	56	43.564	88.6	35.498	110.7	Pit In	279.1	2:15.342
13	34.317	97.5	30.596	115.3	40.581	297.5	1:45.494	57	Pit Out	92.5	32.723	111.3	42.569		1:14:00.372
14	34.138	101.8	30.744	114.2	40.564	300.0	1:45.446	58	35.816	99.9	30.825	115.9	40.821	297.5	1:47.462
15	39.977	77.2	33.967	104.2	Pit In	295.1	2:09.270	59	35.231	98.0	30.746	116.9	40.380	299.2	1:46.357
16	Pit Out	87.9	37.452	100.5	42.626		27:15.858	60	34.243	96.4	30.335	121.5	40.289	300.0	1:44.867
17	35.196	93.5	31.105	116.5	40.903	295.1	1:47.204	61	34.107	99.7	30.453	119.1	40.281	298.3	1:44.841
18	34.469	97.6	30.841	116.9	40.871	295.1	1:46.181	62	34.075	99.0	30.263	118.8	40.206	302.5	1:44.544
19	34.379	94.7	30.616	111.6	40.570	300.0	1:45.565	63	37.825	93.1	32.646	113.8	40.727	305.1	1:51.198
20	34.421	96.9	30.528	114.0	40.332	300.0	1:45.281	64	33.993	99.4	30.081	118.8	40.201	303.4	1:44.275
21	34.577	101.7	33.553	107.4	41.952	294.3	1:50.082	65	34.539	98.8	34.719	98.3	44.610	301.7	1:53.868
22	34.318	98.3	30.443	118.8	40.572	299.2	1:45.333	66	33.989	98.0	30.081	118.9	40.146	304.2	1:44.216
23	37.929	92.2	33.273	112.5	41.892	295.1	1:53.094	67	36.957	95.5	32.625	114.8	41.181	302.5	1:50.763
24	35.775	96.1	31.413	111.3	40.996	283.5	1:48.184	68	33.822	101.3	30.131	117.8	39.936	302.5	1:43.889
25	34.391	98.1	30.623	110.8	40.392	300.0	1:45.406	69	37.109	100.2	30.970	117.5	40.202	304.2	1:48.281
26	42.164	92.1	33.624	111.5	Pit In	297.5	2:10.559	70	33.888	102.3	29.964	118.6	40.017	301.7	1:43.869
27	Pit Out	91.0	33.699	108.1	42.719		38:22.709	71	39.773	93.5	32.582	114.9	40.610	299.2	1:52.965
28	35.013	95.7	31.410	114.6	40.872	295.1	1:47.295	72	33.888	101.1	<u>29.899</u>	117.8	39.920	300.8	1:43.707
29	34.839	96.6	30.696	118.4	40.664	301.7	1:46.199	73	43.921	86.2	39.294	96.9	Pit In	303.4	2:22.821
30	34.333	102.7	30.992	116.8	40.550	301.7	1:45.875	74	Pit Out	96.3	31.702	111.8	40.993		38:39.508
31	34.388	99.5	30.409	117.5	40.529	296.7	1:45.326	75	34.471	103.6	37.718	115.0	40.727	295.9	1:52.916
32	34.163	105.5	30.758	116.6	40.737	300.0	1:45.658	76	34.150	99.5	30.160	120.1	40.372	296.7	1:44.682
33	34.556	99.2	30.492	118.0	40.408	282.0	1:45.456	77	33.841	100.9	29.990	116.8	39.987	302.5	1:43.818
34	34.360	97.8	30.356	118.6	40.561	299.2	1:45.277	78	33.967	100.3	30.060	119.3	39.956	301.7	1:43.983
35	34.199	100.7	30.339	119.5	40.205	299.2	1:44.743	79	33.784	104.5	30.142	121.5	40.047	302.5	1:43.973
36	40.668	84.6	33.666	110.4	41.819	304.2	1:56.153	80	40.803	91.4	40.327	66.9	44.574	304.2	2:05.704
37	33.878	111.2	39.603	114.9	40.575	302.5	1:54.056	81	37.492	99.6	30.740	118.3	40.193	300.8	1:48.425
38	34.221	97.6	30.031	116.4	40.251	302.5	1:44.503	82	33.752	101.8	29.969	113.8	<u>39.852</u>	303.4	1:43.573
39	34.108	98.0	30.167	117.9	40.161	300.0	1:44.436	83	33.596	102.7	29.961	122.4	39.872	<u>305.9</u>	<u>1:43.429</u>
40	41.659	90.5	34.337	111.2	Pit In	282.0	2:10.871	84	43.243	87.2	31.838	114.8	40.787	297.5	1:55.868
41	Pit Out	94.2	32.187	113.4	41.525		42:38.094	85	33.741	101.6	32.990	112.5	42.972	303.4	1:49.703
42	34.931	98.0	30.824	116.9	40.643	292.7	1:46.398	86	33.760	102.5	30.059	121.5	39.983	301.7	1:43.802
43	34.313	99.4	30.514	119.9	40.461	300.0	1:45.288	87	<u>33.556</u>	<u>111.3</u>	42.751	104.2	Pit In	304.2	2:10.016
44	34.320	99.4	30.250	119.9	40.261	301.7	1:44.831	88							

lap	Sect-1	Speed	Sect-2	Speed	Sect-3	Speed	TopSpeed	laptime	pit	lap	Sect-1	Speed	Sect-2	Speed	Sect-3	Speed	Topspeed	laptime	pit
22	Alex Lowes - AL2																		
1	Pit Out	97.5	30.919	<u>123.3</u>	<u>40.454</u>			1:50.643		2									

lap	Sect-1	Speed	Sect-2	Speed	Sect-3	Speed	TopSpeed	laptime	pit	lap	Sect-1	Speed	Sect-2	Speed	Sect-3	Speed	Topspeed	laptime	pit
22	Alex Lowes - AL1																		
1	Pit Out	89.3	30.562	120.7	40.236			1:49.312		34	32.956	114.0	29.905	119.1	39.543		311.2	1:42.404	
2	33.251	111.7	29.644	126.5	39.672			299.2	1:42.567	35	33.023	107.5	29.504	123.6	39.456		303.4	1:41.983	



Tests of Aruba.it Racing Ducati

Test Day

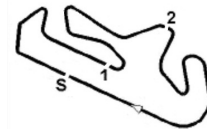
29 - 30 January 2024

Laps and Sector Times - Test of Aruba.it Racing - Ducati

Autodromo Internacional Algarve - 4592mtr.

3	33.060	107.5	29.423	124.1	39.322	301.7	1:41.805	36	33.037	106.8	29.254	123.0	39.377	306.8	1:41.668
4	33.112	105.5	29.309	120.5	39.341	308.6	1:41.762	37	25:42.198	101.9	30.177	123.0	39.914	309.5	1:26:52.289
5	32.760	110.7	29.475	121.6	39.591	308.6	1:41.826	38	33.080	108.1	29.403	123.1	39.436	308.6	1:41.919
6	33.047	111.7	29.526	121.5	39.223	304.2	1:41.796	39	33.041	106.7	29.290	122.0	39.383	307.7	1:41.714
7	32.802	110.4	29.424	124.7	39.227	311.2	1:41.453	40	32.900	104.5	29.146	126.3	39.183	314.0	1:41.229
8	33.190	107.4	31.933	119.3	Pit In	283.5	2:09.409	41	32.795	110.3	29.354	123.7	39.078	311.2	1:41.227
9	Pit Out	103.9	30.494	120.4	40.266		20:36.797	42	32.812	108.0	29.139	122.3	39.018	<u>317.6</u>	1:40.969
10	33.419	104.3	29.553	121.8	39.622	304.2	1:42.594	43	33.951	105.4	30.191	120.0	Pit In	310.3	1:53.854
11	33.097	106.2	29.545	125.4	39.541	308.6	1:42.183	44	Pit Out	104.5	29.978	121.8	39.695		28:52.329
12	33.058	104.3	29.354	125.0	39.602	313.0	1:42.014	45	33.203	103.3	29.315	122.3	39.410	308.6	1:41.928
13	33.085	105.9	29.390	125.4	39.528	312.1	1:42.003	46	33.186	101.1	29.341	121.3	39.637	310.3	1:42.164
14	32.996	109.1	29.657	<u>128.1</u>	39.388	314.0	1:42.041	47	32.934	107.1	29.396	122.6	39.278	307.7	1:41.608
15	33.244	105.6	29.467	122.4	39.323	305.9	1:42.034	48	32.676	112.7	31.629	119.7	Pit In	305.9	1:52.611
16	33.011	107.9	29.395	125.0	39.263	311.2	1:41.669	49	Pit Out	101.9	29.777	122.4	40.128		21:05.777
17	33.251	106.4	30.351	120.1	Pit In	314.0	2:00.285	50	33.082	105.2	29.233	124.0	39.176	300.8	1:41.491
18	Pit Out	100.8	30.455	121.1	40.301		19:54.785	51	32.694	110.0	29.402	123.6	39.171	314.0	1:41.267
19	33.107	104.9	29.477	123.4	39.205	305.9	1:41.789	52	32.832	108.9	29.437	125.9	39.109	305.9	1:41.378
20	32.989	108.7	29.450	121.3	39.278	311.2	1:41.717	53	32.692	108.4	29.263	123.4	39.179	312.1	1:41.134
21	32.991	105.4	29.335	118.9	39.303	310.3	1:41.629	54	32.749	112.0	29.505	123.3	39.148	311.2	1:41.402
22	32.798	109.4	29.307	121.1	39.119	313.0	1:41.224	55	32.995	103.1	29.144	122.2	39.213	310.3	1:41.352
23	32.900	105.6	29.268	123.4	39.226	312.1	1:41.394	56	32.641	112.7	29.086	123.0	39.052	312.1	<u>1:40.779</u>
24	32.748	113.6	29.341	122.6	39.336	310.3	1:41.425	57	32.656	112.4	29.293	125.7	39.171	314.0	1:41.120
25	33.695	98.5	33.003	116.3	Pit In	303.4	2:09.389	58	32.838	110.3	29.271	123.3	39.150	306.8	1:41.259
26	Pit Out	106.4	30.521	122.0	39.835		24:01.959	59	32.712	108.9	29.217	123.7	39.243	315.8	1:41.172
27	32.805	110.3	29.164	125.3	39.173	308.6	1:41.142	60	32.870	106.6	29.147	125.3	39.242	311.2	1:41.259
28	32.869	108.2	29.067	121.2	39.175	313.0	1:41.111	61	32.882	109.0	29.276	119.6	39.149	313.0	1:41.307
29	32.910	109.8	29.256	122.9	39.076	313.0	1:41.242	62	32.681	110.0	29.156	127.8	39.513	313.0	1:41.350
30	37.506	103.4	29.808	120.9	39.631	312.1	1:46.945	63	32.904	106.5	29.198	123.9	39.413	313.0	1:41.515
31	32.788	111.1	<u>29.038</u>	126.9	<u>38.988</u>	309.5	1:40.814	64	<u>32.637</u>	<u>114.2</u>	29.329	124.6	39.275	311.2	1:41.241
32	32.686	111.5	29.250	123.0	Pit In	314.0	2:19.116	65	43.315	108.0	32.115	115.0	Pit In	311.2	2:38.542
33	Pit Out	102.0	30.336	120.1	40.251		26:40.782	66							

23		Enea Bastianini																	
lap	Sect-1	Speed	Sect-2	Speed	Sect-3	Speed	TopSpeed	laptime	pit	lap	Sect-1	Speed	Sect-2	Speed	Sect-3	Speed	Topspeed	laptime	pit
1	Pit Out	81.8	34.988	106.4	43.678			1:58.306		23	34.389	95.8	30.301	115.8	40.472		295.1	1:45.162	
2	37.580	91.2	32.420	107.9	42.058		241.6	1:52.058		24	34.074	105.1	32.366	114.4	Pit In		289.5	1:57.585	
3	36.088	92.5	31.126	112.1	42.789		257.8	1:50.003		25	Pit Out	99.7	31.688	115.5	40.922			1:45:25.461	
4	35.643	95.5	31.287	111.3	41.751		270.7	1:48.681		26	34.775	96.1	30.429	114.4	40.434		291.9	1:45.638	
5	35.343	93.5	32.891	111.1	43.108		286.5	1:51.342		27	34.127	100.0	30.401	117.0	40.469		296.7	1:44.997	
6	35.040	98.0	31.100	112.4	41.360		288.0	1:47.500		28	36.506	100.4	30.861	105.9	40.818		300.8	1:48.185	
7	34.603	<u>111.2</u>	35.500	106.9	41.696		285.0	1:51.799		29	34.196	99.8	30.176	115.5	40.256		291.9	1:44.628	
8	36.242	92.6	33.175	106.4	Pit In		287.2	2:03.339		30	34.153	100.4	30.023	115.8	40.202		299.2	1:44.378	
9	Pit Out	89.0	32.017	110.8	41.518			58:18.747		31	36.986	101.4	31.139	115.3	40.854		301.7	1:48.979	
10	35.116	96.1	31.263	114.0	41.008		282.7	1:47.387		32	34.279	98.9	30.073	116.8	40.249		296.7	1:44.601	
11	34.782	100.7	31.018	107.7	40.844		287.2	1:46.644		33	33.857	109.5	32.113	114.8	41.275		300.0	1:47.245	
12	34.744	94.5	30.749	112.9	40.728		286.5	1:46.221		34	34.576	95.2	34.322	115.9	Pit In		293.5	1:59.903	
13	34.749	96.1	30.656	111.3	40.735		285.0	1:46.140		35	Pit Out	95.0	31.111	113.0	40.875			26:04.184	
14	34.563	94.9	30.560	113.0	40.727		295.1	1:45.850		36	37.650	98.0	30.339	116.5	42.619		<u>304.2</u>	1:50.608	
15	34.461	99.7	30.621	112.9	40.543		295.1	1:45.625		37	34.639	99.7	30.056	115.4	40.030		289.5	1:44.725	
16	34.312	97.6	30.529	115.4	40.493		293.5	1:45.334		38	33.933	108.9	30.291	117.3	39.934		300.0	1:44.158	



Tests of Aruba.it Racing Ducati

Test Day

29 - 30 January 2024

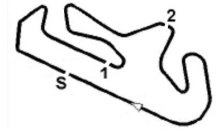
Laps and Sector Times - Test of Aruba.it Racing - Ducati

Autodromo Internacional Algarve - 4592mtr.

17	36.081	94.5	31.463	112.5	Pit In	281.3	2:00.216	39	33.960	101.2	29.967	116.9	39.828	295.1	1:43.755
18	Pit Out	95.8	31.808	113.6	41.403		34:06.725	40	<u>33.781</u>	105.2	29.997	114.4	40.061	294.3	1:43.839
19	34.497	103.4	30.598	115.9	40.596	293.5	1:45.691	41	33.815	100.2	29.979	116.9	40.033	301.7	1:43.827
20	34.356	99.0	30.424	116.3	40.471	296.7	1:45.251	42	39.335	99.3	30.322	115.6	40.976	293.5	1:50.633
21	34.330	99.4	30.086	117.6	40.408	293.5	1:44.824	43	33.922	105.3	<u>29.961</u>	<u>118.0</u>	<u>39.781</u>	295.9	<u>1:43.664</u>
22	34.193	99.9	30.133	114.9	40.359	296.7	1:44.685	44	34.526	105.4	30.835	115.8	Pit In	282.0	2:00.200

28 Bradley Ray - B1																			
lap	Sect-1	Speed	Sect-2	Speed	Sect-3	Speed	TopSpeed	laptime	pit	lap	Sect-1	Speed	Sect-2	Speed	Sect-3	Speed	Topspeed	laptime	pit
1	Pit Out	95.8	32.003	111.5	41.627			1:55.664		36	33.027	103.6	29.299	122.7	<u>39.016</u>		305.9	1:41.342	
2	34.285	105.8	31.459	116.9	40.694		282.0	1:46.438		37	33.567	104.5	29.958	115.1	40.026		307.7	1:43.551	
3	33.994	106.7	32.024	121.9	39.875		297.5	1:45.893		38	33.043	105.6	29.294	123.1	39.169		305.1	1:41.506	
4	33.759	104.1	29.626	122.6	39.641		298.3	1:43.026		39	34.374	101.4	30.470	118.2	Pit In		300.8	2:02.570	
5	33.405	<u>110.3</u>	29.891	119.6	40.038		302.5	1:43.334		40	Pit Out	99.2	30.389	120.1	40.386			33:10.720	
6	33.472	106.4	29.731	122.2	39.766		300.0	1:42.969		41	<u>32.871</u>	107.1	<u>29.140</u>	125.4	39.016		308.6	<u>1:41.027</u>	
7	34.806	101.3	31.216	116.9	Pit In		299.2	2:09.679		42	32.914	106.5	29.297	123.1	39.176		310.3	1:41.387	
8	Pit Out	102.6	31.315	118.0	41.869			12:34.234		43	34.838	100.0	30.052	123.0	40.223		310.3	1:45.113	
9	33.846	103.5	29.774	123.0	40.859		300.0	1:44.479		44	33.344	106.1	29.409	<u>125.6</u>	39.426		310.3	1:42.179	
10	33.764	102.0	29.725	<u>125.6</u>	39.985		300.8	1:43.474		45	33.905	100.5	30.524	115.1	Pit In		308.6	2:02.652	
11	33.517	108.7	29.874	117.5	39.894		300.8	1:43.285		46	Pit Out	98.5	30.047	123.1	39.885			53:28.111	
12	33.641	108.7	30.946	115.6	Pit In		302.5	2:06.681		47	33.517	106.8	29.423	121.6	39.284		300.0	1:42.224	
13	Pit Out	93.4	31.248	118.2	40.699			33:28.645		48	33.058	107.4	29.226	124.7	39.145		304.2	1:41.429	
14	33.745	101.5	29.926	120.8	40.300		302.5	1:43.971		49	34.701	106.0	30.058	121.2	39.956		310.3	1:44.715	
15	33.538	101.9	29.457	125.0	39.605		304.2	1:42.600		50	33.353	101.6	29.597	122.2	39.706		<u>311.2</u>	1:42.656	
16	33.664	99.9	30.871	116.5	40.551		305.1	1:45.086		51	33.250	105.8	29.476	121.8	39.564		307.7	1:42.290	
17	33.197	103.7	29.560	121.5	39.442		305.9	1:42.199		52	37.674	100.4	31.051	114.6	Pit In		307.7	2:05.268	
18	34.469	100.6	30.949	117.6	Pit In		300.8	1:58.880		53	Pit Out	97.9	30.555	117.6	40.261			16:06.701	
19	Pit Out	93.9	31.767	117.6	41.151			38:14.293		54	33.651	105.8	30.025	121.9	39.800		307.7	1:43.476	
20	33.870	102.2	29.630	120.8	39.751		302.5	1:43.251		55	33.901	100.9	30.232	119.2	40.349		298.3	1:44.482	
21	33.396	102.9	29.431	123.9	39.541		305.9	1:42.368		56	33.296	109.1	29.703	122.0	39.907		305.9	1:42.906	
22	33.439	100.3	29.469	117.5	39.291		305.1	1:42.199		57	33.449	106.6	29.739	121.3	39.704		306.8	1:42.892	
23	33.215	110.0	32.211	116.5	Pit In		300.0	2:05.788		58	33.337	109.4	30.013	120.8	39.951		305.9	1:43.301	
24	Pit Out	106.2	37.042	118.0	Pit In			15:03.114		59	34.354	102.5	30.539	121.3	Pit In		303.4	2:01.992	
25	Pit Out	100.7	30.836	119.7	41.056			16:20.447		60	Pit Out	101.7	30.473	123.1	40.707			16:27.941	
26	34.154	101.4	30.862	118.7	40.332		304.2	1:45.348		61	33.250	107.0	29.439	120.8	39.257		308.6	1:41.946	
27	33.226	103.5	29.417	119.6	39.265		306.8	1:41.908		62	33.218	105.2	29.603	122.2	39.661		307.7	1:42.482	
28	33.131	104.2	29.302	120.9	39.242		306.8	1:41.675		63	33.507	104.2	29.609	122.6	39.727		307.7	1:42.843	
29	36.705	99.6	31.774	88.0	42.173		306.8	1:50.652		64	33.717	102.7	29.681	122.6	39.882		304.2	1:43.280	
30	36.451	99.8	30.770	114.9	40.714		306.8	1:47.935		65	37.979	100.2	30.884	114.6	Pit In		300.0	2:07.028	
31	33.499	104.8	29.716	121.2	39.595		305.9	1:42.810		66	Pit Out	106.7	31.865	116.3	40.292			17:09.038	
32	33.360	103.3	29.626	121.1	39.489		306.8	1:42.475		67	33.335	107.4	30.071	116.3	39.906		305.9	1:43.312	
33	34.033	102.4	30.657	115.9	Pit In		305.1	2:02.531		68	33.239	103.7	29.469	123.7	39.474		307.7	1:42.182	
34	Pit Out	98.5	30.678	117.1	40.479			50:00.109		69	34.862	102.3	33.065	113.3	Pit In		300.8	2:04.261	
35	33.155	105.1	29.243	123.0	39.161		305.9	1:41.559		70									

29 Andrea Iannone - B3																			
lap	Sect-1	Speed	Sect-2	Speed	Sect-3	Speed	TopSpeed	laptime	pit	lap	Sect-1	Speed	Sect-2	Speed	Sect-3	Speed	Topspeed	laptime	pit
1	Pit Out	83.3	32.784	111.2	43.708			1:58.384		29	33.190	105.0	29.515	119.9	39.113		302.5	1:41.818	
2	35.313	105.1	37.252	116.6	Pit In		277.6	2:03.543		30	33.140	106.2	29.700	123.1	39.122		301.7	1:41.962	
3	Pit Out	93.2	31.828	115.1	41.744			9:21.163		31	33.329	105.2	29.773	120.7	39.282		312.1	1:42.384	



Tests of Aruba.it Racing Ducati

Test Day

29 - 30 January 2024

Laps and Sector Times - Test of Aruba.it Racing - Ducati

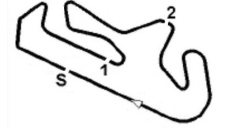
Autodromo Internacional Algarve - 4592mtr.

4	34.686	99.7	31.173	115.4	40.593	276.2	1:46.452	32	40.730	97.9	30.717	117.8	46.354	308.6	1:57.801
5	33.944	103.4	30.050	117.8	39.911	297.5	1:43.905	33	33.647	108.4	29.435	123.7	39.073	307.7	1:42.155
6	33.975	100.2	29.823	121.3	39.434	284.2	1:43.232	34	34.186	102.7	31.406	119.2	Pit In	296.7	1:59.383
7	33.719	101.9	31.084	105.7	Pit In	289.5	2:03.009	35	Pit Out	93.7	30.735	113.9	40.063		47:42.721
8	Pit Out	98.8	31.362	120.9	Pit In		11:00.525	36	33.565	102.6	29.742	117.3	39.251	301.7	1:42.558
9	Pit Out	95.6	31.936	120.5	40.404		20:39.476	37	33.087	108.8	29.560	120.7	39.310	301.7	1:41.957
10	34.592	99.1	30.676	123.1	40.322	285.0	1:45.590	38	32.996	<u>117.1</u>	35.168	96.8	41.516	300.0	1:49.680
11	34.105	102.5	30.149	123.9	39.687	304.2	1:43.941	39	33.909	99.3	34.080	111.2	44.035	288.0	1:52.024
12	33.550	104.5	29.813	123.7	39.968	299.2	1:43.331	40	33.446	105.2	29.395	118.3	39.021	301.7	1:41.862
13	33.918	103.3	29.791	122.0	39.551	308.6	1:43.260	41	35.998	97.9	31.174	111.7	Pit In	295.9	1:55.645
14	33.349	108.5	29.754	122.3	39.488	308.6	1:42.591	42	Pit Out	103.5	30.146	120.4	39.327		7:49.092
15	33.289	104.8	29.715	119.3	39.540	307.7	1:42.544	43	33.054	107.8	29.489	119.9	39.019	306.8	1:41.562
16	36.787	102.0	33.979	113.1	44.646	292.7	1:55.412	44	32.907	111.3	29.694	117.8	51.583	306.8	1:54.184
17	33.635	104.7	30.402	114.9	Pit In	297.5	1:53.939	45	33.041	106.5	29.457	123.7	39.132	309.5	1:41.630
18	Pit Out	99.3	30.304	117.3	40.817		1:50:38.222	46	32.935	111.0	41.211	108.8	Pit In	307.7	2:08.645
19	35.503	95.6	30.016	119.3	39.710	296.7	1:45.229	47	Pit Out	100.5	31.795	120.9	41.265		24:20.780
20	33.179	103.1	29.293	122.3	39.073	300.8	1:41.545	48	33.385	101.9	29.551	125.1	39.081	298.3	1:42.017
21	33.192	101.6	29.393	119.6	39.174	302.5	1:41.759	49	33.085	105.2	29.297	125.9	<u>38.953</u>	299.2	1:41.335
22	33.173	104.2	34.134	97.9	41.283	313.0	1:48.590	50	32.990	105.6	29.458	126.6	39.085	304.2	1:41.533
23	33.074	103.6	<u>29.117</u>	122.3	39.380	311.2	1:41.571	51	33.139	105.5	32.408	117.5	Pit In	308.6	1:57.933
24	37.811	89.6	34.020	93.7	Pit In	313.0	2:11.227	52	Pit Out	100.5	30.832	127.4	42.268		6:43.392
25	Pit Out	90.6	31.021	115.9	47.091		43:55.140	53	33.067	103.9	29.695	<u>130.1</u>	39.738	299.2	1:42.500
26	34.679	100.2	30.355	114.3	40.112	308.6	1:45.146	54	<u>32.792</u>	109.6	29.410	126.9	39.006	311.2	<u>1:41.208</u>
27	33.618	102.1	29.586	119.7	39.385	305.1	1:42.589	55	34.022	101.8	32.629	118.7	Pit In	301.7	2:02.936
28	46.380	93.8	32.054	118.0	40.107	<u>314.0</u>	1:58.541	56							

29		Andrea Iannone - B2																	
lap	Sect-1	Speed	Sect-2	Speed	Sect-3	Speed	TopSpeed	laptime	pit	lap	Sect-1	Speed	Sect-2	Speed	Sect-3	Speed	Topspeed	laptime	pit
1	Pit Out	91.8	31.950	105.3	39.685			1:48.285		7	33.449	103.5	29.889	121.3	39.658		304.2	1:42.996	
2		33.408	100.0	29.729	122.3	39.295	299.2	1:42.432		8	<u>33.182</u>	<u>110.0</u>	29.803	<u>126.5</u>	40.903		303.4	1:43.888	
3		33.650	103.6	29.583	125.9	39.340	285.7	1:42.573		9	44.813	98.5	32.159	119.1	42.693		<u>317.6</u>	1:59.665	
4		33.362	103.8	29.562	124.6	39.234	301.7	1:42.158		10	33.343	104.9	<u>29.407</u>	123.6	<u>39.219</u>		289.5	<u>1:41.969</u>	
5		33.458	101.1	29.457	122.3	Pit In	303.4	1:50.632		11	33.488	104.7	30.910	119.5	Pit In		300.0	1:53.215	
6	Pit Out	98.4	31.098	119.2	41.410			<u>23:33.083</u>		12									

31		Garret Gerloff - B2																	
lap	Sect-1	Speed	Sect-2	Speed	Sect-3	Speed	TopSpeed	laptime	pit	lap	Sect-1	Speed	Sect-2	Speed	Sect-3	Speed	Topspeed	laptime	pit
1	Pit Out	104.1	29.997	122.3	39.553			1:42.680		4	33.232	102.3	<u>29.423</u>	126.0	39.445		309.5	<u>1:42.100</u>	
2		33.248	104.9	29.473	<u>126.8</u>	39.406	<u>310.3</u>	1:42.127		5	38.200	105.8	30.605	122.4	Pit In		305.1	1:57.663	
3		<u>32.901</u>	<u>116.4</u>	29.901	124.4	<u>39.382</u>	308.6	1:42.184		6									

31		Garrett Gerloff - B1																	
lap	Sect-1	Speed	Sect-2	Speed	Sect-3	Speed	TopSpeed	laptime	pit	lap	Sect-1	Speed	Sect-2	Speed	Sect-3	Speed	Topspeed	laptime	pit
1	Pit Out	89.2	31.410	119.1	41.069			1:49.612		29	33.320	106.2	29.258	122.7	39.246		309.5	1:41.824	
2		34.490	100.4	29.719	121.8	39.644	295.1	1:43.853		30	42.680	100.5	30.075	123.4	39.539		311.2	1:52.294	
3		33.816	105.4	29.624	124.9	43.986	302.5	1:47.426		31	33.285	102.6	29.299	124.7	39.215		<u>314.9</u>	1:41.799	
4		33.689	100.3	29.231	126.5	39.380	295.9	1:42.300		32	38.386	101.9	30.430	120.9	Pit In		291.1	2:00.865	
5		33.408	105.9	29.393	123.1	39.283	302.5	1:42.084		33	Pit Out	98.7	30.810	120.5	40.162			9:35.539	
6		37.042	97.7	30.383	121.3	Pit In	280.5	2:03.445		34	33.170	103.7	29.529	122.4	<u>38.943</u>		311.2	1:41.642	
7	Pit Out	96.0	30.243	120.5	40.315			17:31.676		35	<u>32.717</u>	112.4	29.351	126.8	39.262		<u>314.9</u>	1:41.330	
8		33.535	102.9	30.725	116.5	40.111	305.1	1:44.371		36	32.895	107.7	29.352	125.0	39.065		313.0	1:41.312	



Tests of Aruba.it Racing Ducati

Test Day

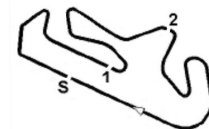
29 - 30 January 2024

Laps and Sector Times - Test of Aruba.it Racing - Ducati

Autodromo Internacional Algarve - 4592mtr.

9	33.702	105.9	29.605	125.7	39.577	308.6	1:42.884	37	37.990	96.9	30.863	116.6	Pit In	282.7	1:59.906
10	41.836	95.9	31.013	119.7	Pit In	304.2	2:05.489	38	Pit Out	99.5	30.027	120.9	39.577		1:33:50.719
11	Pit Out	100.2	31.268	115.0	40.376		18:26.935	39	33.477	105.2	29.341	124.9	39.141	313.0	1:41.959
12	33.534	100.0	29.716	120.4	39.697	308.6	1:42.947	40	32.946	107.6	29.192	124.9	39.207	311.2	1:41.345
13	36.201	98.5	30.653	117.5	Pit In	305.1	1:59.724	41	33.051	104.8	29.063	122.9	39.066	311.2	1:41.180
14	Pit Out	102.2	30.413	120.9	44.622		9:33.006	42	49.782	94.6	29.821	126.9	Pit In	301.7	2:09.606
15	33.175	103.3	29.278	122.6	39.051	309.5	1:41.504	43	Pit Out	111.8	32.910	123.0	39.631		8:06.140
16	33.112	103.0	29.043	122.4	38.982	309.5	1:41.137	44	32.805	<u>123.9</u>	38.395	125.9	39.487	311.2	1:50.687
17	37.938	100.5	30.448	123.3	Pit In	278.4	1:59.339	45	32.962	105.1	29.246	125.3	39.249	312.1	1:41.457
18	Pit Out	98.6	30.657	121.6	40.246		25:56.814	46	36.391	105.7	30.245	120.1	Pit In	309.5	1:56.973
19	32.987	118.7	31.006	127.7	39.692	312.1	1:43.685	47	Pit Out	102.7	30.576	123.1	40.081		10:52.197
20	33.307	105.9	29.280	124.4	39.004	304.2	1:41.591	48	32.923	110.5	29.528	122.0	38.979	308.6	1:41.430
21	34.779	106.9	36.900	106.1	41.879	314.0	1:53.558	49	33.059	105.8	29.112	125.0	38.994	310.3	1:41.165
22	33.331	105.0	29.573	119.6	39.272	306.8	1:42.176	50	32.938	104.0	29.044	125.9	39.057	309.5	<u>1:41.039</u>
23	43.018	100.7	30.195	121.5	Pit In	298.3	2:05.889	51	37.826	102.6	29.768	124.9	Pit In	301.7	1:56.392
24	Pit Out	103.3	30.856	123.3	39.708		18:57.496	52	Pit Out	100.7	29.968	122.3	39.965		41:18.155
25	33.262	105.1	29.395	126.2	39.165	313.0	1:41.822	53	32.901	108.5	29.345	123.0	39.170	310.3	1:41.416
26	33.160	100.7	<u>29.042</u>	125.7	Pit In	312.1	2:06.118	54	32.938	111.6	29.201	<u>127.8</u>	39.126	309.5	1:41.265
27	Pit Out	102.9	29.631	123.1	39.359		36:52.501	55	59.140	89.1	33.887	116.0	Pit In	309.5	2:26.218
28	33.515	104.4	30.154	124.6	40.249	294.3	1:43.918	56							

38		Bradley Smith																			
lap	Sect-1	Speed	Sect-2	Speed	Sect-3	Speed	TopSpeed	laptime	pit	lap	Sect-1	Speed	Sect-2	Speed	Sect-3	Speed	Topspeed	laptime	pit		
1	Pit Out	89.9	32.179	119.1	Pit In			2:00.182		27	36.244	99.6	31.138	116.4	Pit In		291.1	1:58.198			
2	Pit Out	98.6	30.883	122.3	40.352			11:16.842		28	Pit Out	94.3	31.761	120.8	41.678			30:29.675			
3	33.837	<u>130.6</u>	34.593	125.6	40.109		291.9	1:48.539		29	36.150	98.5	32.394	118.6	42.908		283.5	1:51.452			
4	34.232	105.5	30.068	122.7	40.000		288.8	1:44.300		30	35.922	99.2	31.830	121.5	Pit In		281.3	1:59.735			
5	33.792	106.7	30.001	124.3	39.956		303.4	1:43.749		31	Pit Out	91.4	33.299	115.5	Pit In			55:53.676			
6	33.902	104.8	29.966	121.6	39.945		306.8	1:43.813		32	Pit Out	96.6	30.942	120.0	41.060			38:08.396			
7	33.560	107.8	29.993	121.1	39.812		305.9	1:43.365		33	34.116	108.7	29.975	126.5	39.730		<u>307.7</u>	1:43.821			
8	33.723	110.7	29.951	125.7	39.969		306.8	1:43.643		34	33.612	105.3	29.955	124.1	<u>39.658</u>		300.0	1:43.225			
9	33.478	110.2	30.028	120.8	39.880		303.4	1:43.386		35	33.797	105.6	29.976	121.5	40.110		306.8	1:43.883			
10	35.940	101.1	31.093	115.6	Pit In		282.0	1:55.541		36	33.607	106.4	29.941	122.7	39.694		305.1	1:43.242			
11	Pit Out	100.0	31.592	117.3	43.267			31:24.251		37	33.468	110.3	30.163	122.0	40.343		302.5	1:43.974			
12	34.016	104.1	30.097	124.9	40.081		299.2	1:44.194		38	33.603	107.2	30.017	121.8	39.716		300.0	1:43.336			
13	33.770	106.0	30.044	126.6	40.121		<u>307.7</u>	1:43.935		39	<u>33.379</u>	108.4	30.132	121.8	39.822		303.4	1:43.333			
14	33.585	106.3	29.902	125.7	40.040		302.5	1:43.527		40	33.706	102.6	29.907	123.6	39.887		305.9	1:43.500			
15	33.540	109.3	29.897	121.8	39.907		306.8	1:43.344		41	38.267	101.2	31.296	118.9	Pit In		305.9	1:58.082			
16	33.651	106.8	30.035	121.5	40.012		300.0	1:43.698		42	Pit Out	98.8	31.479	118.3	40.974			23:20.242			
17	33.530	106.1	30.272	127.5	40.122		304.2	1:43.924		43	33.844	107.2	30.313	126.0	40.256		297.5	1:44.413			
18	33.633	105.8	29.852	125.7	39.815		304.2	1:43.300		44	33.754	108.1	30.370	118.8	40.136		297.5	1:44.260			
19	35.530	104.9	30.512	124.6	Pit In		294.3	1:57.290		45	33.885	108.2	29.802	125.1	39.775		299.2	1:43.462			
20	Pit Out	100.1	31.096	121.8	40.834			1:20:19.404		46	37.886	99.8	30.911	119.9	Pit In		304.2	1:57.803			
21	33.830	106.5	30.163	<u>127.8</u>	40.174		305.1	1:44.167		47	Pit Out	100.3	30.842	120.3	40.326			21:13.296			
22	34.043	107.6	30.088	122.3	40.142		298.3	1:44.273		48	33.935	100.9	30.100	123.3	40.059		294.3	1:44.094			
23	33.732	105.6	29.949	120.5	40.024		301.7	1:43.705		49	33.519	104.7	29.678	127.5	39.786		298.3	1:42.983			
24	33.556	107.8	30.349	123.6	40.147		302.5	1:44.052		50	33.425	106.2	<u>29.660</u>	127.1	39.807		301.7	<u>1:42.892</u>			
25	33.807	104.8	29.996	120.1	40.123		300.0	1:43.926		51	33.613	104.5	29.754	120.3	39.901		288.0	1:43.268			
26	33.731	105.2	30.033	124.1	40.025		301.7	1:43.789		52	37.185	92.4	32.324	119.9	Pit In		282.7	1:59.209			



Tests of Aruba.it Racing Ducati

Test Day

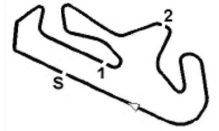
29 - 30 January 2024

Laps and Sector Times - Test of Aruba.it Racing - Ducati

Autodromo Internacional Algarve - 4592mtr.

45		Scott Redding - B2																			
lap	Sect-1	Speed	Sect-2	Speed	Sect-3	Speed	TopSpeed	laptime	pit	lap	Sect-1	Speed	Sect-2	Speed	Sect-3	Speed	Topspeed	laptime	pit		
1	Pit Out	90.3	31.434	118.7	41.677			1:52.864		35	33.234	106.3	29.617	125.9	39.438		308.6	1:42.289			
2		34.231	101.8	29.388	126.3	39.778	284.2	1:43.397		36	32.936	106.3	29.405	125.3	39.233		310.3	1:41.574			
3		33.383	101.8	29.387	125.4	39.503	308.6	1:42.273		37	33.044	105.8	29.448	124.0	39.269		312.1	1:41.761			
4		33.289	101.9	29.343	121.8	39.460	307.7	1:42.092		38	33.081	106.4	29.309	128.3	39.442		314.9	1:41.832			
5		39.906	93.0	30.326	123.4	40.131	305.1	1:50.363		39	32.907	106.5	29.357	124.3	39.423		312.1	1:41.687			
6		33.076	102.5	29.125	125.1	39.508	312.1	1:41.709		40	39.045	103.3	29.840	122.9	40.171		308.6	1:49.056			
7		32.930	103.8	29.176	122.7	39.565	311.2	1:41.671		41	32.869	109.3	29.383	128.3	Pit In		310.3	1:57.219			
8		33.248	102.7	29.301	121.3	39.367	305.1	1:41.916		42	Pit Out	99.2	32.872	114.9	40.987			1:32:06.345			
9		34.445	98.8	31.420	119.6	Pit In	291.9	1:59.555		43	33.096	107.2	29.680	125.1	39.350		317.6	1:42.126			
10	Pit Out	94.2	30.267	123.6	40.045			38:08.060		44	32.927	106.9	29.446	124.1	39.256		313.0	1:41.629			
11		33.456	100.4	29.516	126.9	39.509	305.1	1:42.481		45	35.007	100.8	29.529	123.9	39.587		305.9	1:44.123			
12		33.273	100.7	29.288	126.6	39.335	301.7	1:41.896		46	32.927	106.0	29.168	126.5	39.088		310.3	1:41.183			
13		33.155	102.8	29.183	126.6	39.347	308.6	1:41.685		47	32.768	109.2	29.167	124.1	39.148		305.9	1:41.083			
14		32.870	104.9	29.235	126.6	39.334	314.0	1:41.439		48	33.474	106.5	29.576	125.1	39.284		309.5	1:42.334			
15		33.229	103.3	29.314	126.2	39.644	306.8	1:42.187		49	32.884	107.2	29.229	121.1	39.152		310.3	1:41.265			
16		32.963	105.9	29.420	125.7	39.472	311.2	1:41.855		50	32.389	129.8	39.457	118.7	40.896		312.1	1:52.742			
17		32.994	102.6	31.499	119.5	Pit In	313.0	1:56.617		51	33.013	108.9	35.576	121.5	Pit In		307.7	2:00.891			
18	Pit Out	96.6	30.367	121.8	40.528			28:20.954		52	Pit Out	95.3	30.604	121.1	40.053			25:49.797			
19		33.414	99.6	29.587	122.7	39.604	313.0	1:42.605		53	33.319	104.1	29.613	126.9	39.645		312.1	1:42.577			
20		33.213	103.6	29.440	125.7	39.563	314.0	1:42.216		54	32.981	105.3	29.445	125.0	39.420		311.2	1:41.846			
21		33.190	102.9	29.466	126.2	39.678	313.0	1:42.334		55	33.056	106.9	29.482	125.7	39.404		304.2	1:41.942			
22		38.055	95.6	31.125	124.3	Pit In	301.7	2:01.294		56	37.408	96.1	31.218	121.8	Pit In		295.1	1:59.704			
23	Pit Out	97.5	30.725	123.6	42.634			18:03.624		57	Pit Out	99.8	29.977	125.3	39.968			25:05.284			
24		33.208	102.7	29.374	128.0	39.414	310.3	1:41.996		58	33.133	103.4	29.476	125.1	39.475		310.3	1:42.084			
25		32.818	108.7	29.235	129.7	39.282	313.0	1:41.335		59	33.059	106.2	29.266	129.2	39.275		311.2	1:41.600			
26		34.322	98.5	31.485	126.2	40.330	309.5	1:46.137		60	39.345	101.6	29.766	126.2	39.702		312.1	1:48.813			
27		32.968	105.5	29.101	128.7	39.108	313.0	1:41.177		61	32.905	107.4	29.237	126.5	39.143		309.5	1:41.285			
28		36.129	98.3	30.864	125.1	Pit In	297.5	1:59.714		62	39.462	104.4	31.294	126.5	Pit In		288.0	2:06.041			
29	Pit Out	98.3	30.698	128.3	40.501			28:25.662		63	Pit Out	98.5	30.006	126.2	39.919			16:43.417			
30		33.107	103.4	29.362	128.1	39.294	311.2	1:41.763		64	32.968	106.0	29.386	126.9	39.334		313.0	1:41.688			
31		32.970	103.3	29.351	125.9	39.289	314.9	1:41.610		65	32.888	106.1	29.200	126.9	39.286		311.2	1:41.374			
32		32.992	105.9	29.223	124.9	39.341	311.2	1:41.556		66	39.037	102.8	30.529	116.4	40.441		309.5	1:50.007			
33		36.635	98.3	31.741	120.3	Pit In	301.7	2:01.873		67	56.236	82.5	35.830	108.2	Pit In		307.7	2:29.057			
34	Pit Out	100.1	30.006	125.4	40.030			20:06.337		68											

46		Valentino Rossi																			
lap	Sect-1	Speed	Sect-2	Speed	Sect-3	Speed	TopSpeed	laptime	pit	lap	Sect-1	Speed	Sect-2	Speed	Sect-3	Speed	Topspeed	laptime	pit		
1	Pit Out	80.7	37.257	100.5	44.389			2:04.900		26	34.442	97.4	30.574	112.7	40.578		298.3	1:45.594			
2		38.466	84.7	32.667	108.9	42.704	260.2	1:53.837		27	34.551	94.3	30.588	116.3	40.596		305.1	1:45.735			
3		36.633	88.0	32.209	109.8	42.655	268.7	1:51.497		28	34.559	92.9	30.329	114.5	40.470		301.7	1:45.358			
4		35.660	91.1	31.294	108.2	41.593	272.7	1:48.547		29	34.344	100.7	30.533	113.9	40.523		300.8	1:45.400			
5		35.531	91.5	31.287	112.3	41.328	281.3	1:48.146		30	38.249	90.8	32.603	112.7	40.526		299.2	1:51.378			
6		35.138	94.2	31.005	112.6	40.998	290.3	1:47.141		31	34.349	95.5	30.195	115.5	Pit In		296.7	2:01.648			
7		39.363	94.2	31.971	112.0	41.323	298.3	1:52.657		32	Pit Out	86.6	33.388	92.9	42.476			1:26:32.195			
8		34.875	97.6	30.641	114.0	40.717	293.5	1:46.233		33	35.314	93.1	31.169	115.8	41.121		285.0	1:47.604			
9		34.722	95.5	35.441	109.2	Pit In	300.8	2:05.155		34	34.878	93.5	30.578	116.3	40.735		287.2	1:46.191			
10	Pit Out	89.0	32.398	113.2	42.610			18:18.649		35	34.509	95.6	30.502	115.6	40.800		300.0	1:45.811			
11		35.353	99.9	31.672	115.4	43.132	299.2	1:50.157		36	34.455	96.2	30.506	117.5	40.525		303.4	1:45.486			



Tests of Aruba.it Racing Ducati

Test Day

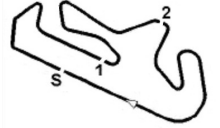
29 - 30 January 2024

Laps and Sector Times - Test of Aruba.it Racing - Ducati

Autodromo Internacional Algarve - 4592mtr.

12	35.374	92.7	30.901	116.6	40.672	287.2	1:46.947	37	34.507	95.1	30.478	113.0	40.600	301.7	1:45.585
13	34.550	95.3	30.440	112.4	40.629	295.9	1:45.619	38	43.114	89.6	32.806	112.1	41.939	<u>305.1</u>	1:57.859
14	34.879	90.8	31.210	114.9	40.923	296.7	1:47.012	39	34.391	100.7	30.505	115.5	40.452	298.3	1:45.348
15	34.469	94.2	30.497	115.0	40.632	298.3	1:45.598	40	41.837	88.9	34.403	110.4	Pit In	288.8	2:06.612
16	43.972	83.8	33.944	113.6	Pit In	285.7	2:10.883	41	Pit Out	83.3	35.602	109.1	Pit In		53:17.326
17	Pit Out	89.9	32.496	109.9	41.697		21:58.090	42	Pit Out	88.9	32.789	113.1	41.982		6:00.823
18	34.973	94.4	30.837	114.0	41.073	291.9	1:46.883	43	34.783	96.5	30.502	<u>119.3</u>	40.600	294.3	1:45.885
19	34.402	<u>101.7</u>	31.405	112.5	40.601	292.7	1:46.408	44	34.986	99.5	30.421	116.5	40.485	300.8	1:45.892
20	34.672	94.6	30.583	117.0	40.549	296.7	1:45.804	45	34.369	99.2	30.253	118.8	40.332	298.3	1:44.954
21	36.153	94.3	32.907	111.2	44.915	287.2	1:53.975	46	34.497	95.2	30.413	109.6	40.377		1:45.287
22	34.475	95.7	30.505	114.6	40.430	296.7	1:45.410	47	<u>34.240</u>	99.6	30.376	118.6	40.437	298.3	1:45.053
23	34.307	101.1	30.643	112.1	40.430	283.5	1:45.380	48	34.304	96.3	30.224	115.0	40.635	291.9	1:45.163
24	38.672	93.8	32.472	115.3	Pit In	288.0	2:01.128	49	34.289	96.9	<u>30.134</u>	115.6	<u>40.280</u>		<u>1:44.703</u>
25	Pit Out	90.0	32.049	112.9	41.152		21:58.183	50	38.195	92.3	33.407	99.5	Pit In	266.0	2:01.991

47		Axel Bassani - AB2																			
lap	Sect-1	Speed	Sect-2	Speed	Sect-3	Speed	TopSpeed	laptime	pit	lap	Sect-1	Speed	Sect-2	Speed	Sect-3	Speed	Topspeed	laptime	pit		
1	Pit Out	91.9	31.765	110.4	41.800			1:48.998		35	Pit Out	97.3	31.277	117.3	40.448			1:35:19.044			
2	34.626	95.3	30.638	113.1	40.187		283.5	1:45.451		36	33.245	102.6	29.808	122.7	39.271		307.7	1:42.324			
3	34.017	99.7	30.056	113.3	39.684		302.5	1:43.757		37	33.268	100.9	29.374	120.4	39.275		312.1	1:41.917			
4	33.334	104.8	30.065	110.8	39.640		307.7	1:43.039		38	33.033	101.5	29.222	115.1	39.285		306.8	1:41.540			
5	33.662	99.8	29.883	116.6	39.636		302.5	1:43.181		39	33.014	105.1	29.473	<u>127.7</u>	39.321		311.2	1:41.808			
6	36.927	98.5	30.142	116.0	39.935		266.0	1:47.004		40	36.330	96.5	30.762	118.6	Pit In		303.4	1:55.097			
7	33.597	100.2	29.633	118.8	39.517		305.1	1:42.747		41	Pit Out	97.3	30.432	117.6	40.260			20:34.627			
8	33.231	105.4	29.912	115.4	39.615		307.7	1:42.758		42	33.196	103.6	29.479	121.6	39.383		306.8	1:42.058			
9	36.705	98.3	31.816	112.7	Pit In		276.9	2:00.684		43	33.258	103.6	29.582	118.6	39.502		306.8	1:42.342			
10	Pit Out	98.7	30.856	113.7	40.181			14:11.630		44	38.637	103.5	34.830	115.4	Pit In		<u>314.9</u>	2:03.416			
11	33.446	103.2	29.684	119.6	39.563		305.9	1:42.693		45	Pit Out	100.4	30.132	123.7	40.070			19:32.480			
12	33.534	102.9	29.925	121.3	39.778		304.2	1:43.237		46	35.228	103.0	29.643	124.1	39.615		310.3	1:44.486			
13	33.279	105.5	29.651	119.1	39.504		307.7	1:42.434		47	33.249	103.0	29.405	125.9	39.446		305.9	1:42.100			
14	34.675	103.0	30.794	119.9	Pit In		299.2	1:52.962		48	33.378	102.6	29.231	118.0	39.257		308.6	1:41.866			
15	Pit Out	97.1	30.843	120.5	40.272			13:02.220		49	33.188	103.3	29.602	116.5	39.430		306.8	1:42.220			
16	33.598	101.8	29.562	119.2	39.279		309.5	1:42.439		50	37.426	96.8	30.861	119.3	Pit In		301.7	1:56.357			
17	33.256	102.4	29.458	122.2	39.282		306.8	1:41.996		51	Pit Out	98.2	33.584	116.9	40.022			9:53.621			
18	33.202	102.5	29.397	117.4	39.270		307.7	1:41.869		52	33.153	101.6	29.346	121.3	<u>39.093</u>		304.2	1:41.592			
19	42.364	99.4	30.099	117.8	42.668		311.2	1:55.131		53	33.035	103.3	29.410	119.3	39.143		309.5	1:41.588			
20	33.053	105.4	29.553	121.8	39.408		311.2	1:42.014		54	32.979	103.6	29.220	118.8	39.302		306.8	1:41.501			
21	33.348	100.6	29.504	120.0	39.424		309.5	1:42.276		55	<u>32.951</u>	106.7	29.353	118.2	39.241		307.7	1:41.545			
22	40.513	93.2	31.110	122.7	Pit In		294.3	2:04.232		56	37.526	95.2	32.309	118.3	Pit In		291.1	2:01.593			
23	Pit Out	98.5	30.491	117.1	40.380			21:49.186		57	Pit Out	93.0	30.992	112.5	40.149			28:14.647			
24	33.289	102.0	29.549	124.3	39.353		306.8	1:42.191		58	33.324	102.8	29.416	121.2	39.298		304.2	1:42.038			
25	33.339	98.5	29.441	122.3	39.612		310.3	1:42.392		59	33.098	102.0	29.315	119.5	39.278		308.6	1:41.691			
26	33.842	107.9	29.677	123.0	39.716		304.2	1:43.235		60	33.082	102.3	29.058	121.9	39.405		305.9	1:41.545			
27	33.301	103.2	29.433	121.5	39.738		304.2	1:42.472		61	33.149	104.8	29.146	119.7	39.204		308.6	1:41.499			
28	35.525	96.3	31.911	119.9	Pit In		300.8	1:55.068		62	36.288	95.9	31.379	115.1	Pit In		291.1	1:55.010			
29	Pit Out	96.3	30.783	114.3	40.761			18:55.057		63	Pit Out	99.5	30.536	117.1	40.037			4:51.565			
30	33.190	104.9	29.516	124.4	39.371		306.8	1:42.077		64	33.016	103.9	<u>29.009</u>	122.6	Pit In		309.5	1:54.776			
31	32.995	<u>110.0</u>	29.839	122.9	39.516		309.5	1:42.350		65	Pit Out	96.3	30.906	120.4	40.311			13:27.199			
32	33.019	109.6	38.352	117.1	40.744		307.7	1:52.115		66	33.110	103.3	29.047	120.4	39.148		303.4	<u>1:41.305</u>			
33	33.225	103.0	29.542	124.6	39.447		309.5	1:42.214		67	1:00.380	87.9	36.964	106.9	Pit In		279.1	2:31.118			



Tests of Aruba.it Racing Ducati

Test Day

29 - 30 January 2024

Laps and Sector Times - Test of Aruba.it Racing - Ducati

Autodromo Internacional Algarve - 4592mtr.

34	43.805	95.3	31.374	115.0	Pit In	310.3	2:02.186	68				
----	--------	------	--------	-------	--------	-------	----------	----	--	--	--	--

49		Fabio Di Giannantonio																			
lap	Sect-1	Speed	Sect-2	Speed	Sect-3	Speed	TopSpeed	laptime	pit	lap	Sect-1	Speed	Sect-2	Speed	Sect-3	Speed	Topspeed	laptime	pit		
1	Pit Out	88.3	33.381	110.0	43.038			1:59.925	23	34.226	101.9	30.198	117.6	40.276			299.2	1:44.700			
2	36.248	96.0	32.115	113.0	41.781		290.3	1:50.144	24	34.317	98.2	30.146	115.3	40.205			299.2	1:44.668			
3	35.649	97.4	31.372	115.0	41.436		291.1	1:48.457	25	34.043	101.1	30.229	117.4	40.383			300.8	1:44.655			
4	35.029	98.5	30.942	117.9	41.163		297.5	1:47.134	26	34.252	99.1	30.110	114.9	40.184			<u>308.6</u>	1:44.546			
5	37.099	97.2	31.956	117.1	Pit In		300.0	2:03.849	27	34.007	100.2	30.109	117.5	40.417			299.2	1:44.533			
6	Pit Out	95.2	31.637	114.0	41.597			27:05.719	28	33.881	100.3	30.293	115.4	40.352			304.2	1:44.526			
7	35.458	95.9	30.951	117.3	41.088		295.9	1:47.497	29	38.274	95.0	32.861	110.0	Pit In			290.3	2:05.258			
8	34.851	98.9	30.750	117.4	40.904		295.9	1:46.505	30	Pit Out	91.5	31.886	112.7	41.176				1:55:17.645			
9	34.388	104.4	31.048	114.5	40.707		299.2	1:46.143	31	34.742	96.3	30.626	115.6	40.835			299.2	1:46.203			
10	34.574	98.1	30.511	116.1	40.602		300.8	1:45.687	32	34.379	98.2	30.376	114.5	40.448			306.8	1:45.203			
11	34.440	100.3	30.426	112.9	40.601		295.9	1:45.467	33	34.302	98.5	30.085	116.8	40.366			300.8	1:44.753			
12	34.286	99.8	30.473	115.6	40.667		298.3	1:45.426	34	34.074	98.5	30.134	117.3	40.176			301.7	1:44.384			
13	34.337	100.4	30.607	117.1	40.658		297.5	1:45.602	35	33.893	100.3	29.854	117.5	40.186			305.1	1:43.933			
14	34.152	104.9	30.577	117.6	40.559		301.7	1:45.288	36	33.807	100.1	<u>29.795</u>	116.5	40.138			305.1	<u>1:43.740</u>			
15	34.156	99.8	30.648	117.0	40.468		299.2	1:45.272	37	<u>33.652</u>	<u>106.2</u>	30.084	115.4	40.163			302.5	1:43.899			
16	40.245	93.2	33.073	94.7	Pit In		288.8	2:13.064	38	33.965	104.0	30.028	<u>119.9</u>	40.154			304.2	1:44.147			
17	Pit Out	92.9	31.727	113.2	41.415			54:04.848	39	33.923	99.8	29.815	117.1	<u>40.023</u>			303.4	1:43.761			
18	34.899	95.8	30.602	113.4	40.731		300.0	1:46.232	40	33.888	99.7	30.029	119.7	40.183			305.9	1:44.100			
19	34.518	96.9	30.444	116.5	40.453		300.0	1:45.415	41	33.787	102.3	29.932	118.2	40.051			302.5	1:43.770			
20	34.149	98.7	30.288	116.5	40.328		300.8	1:44.765	42	33.823	101.0	29.934	117.3	40.123			301.7	1:43.880			
21	34.131	98.3	30.139	115.1	40.419		305.1	1:44.689	43	36.662	92.9	36.172	107.2	Pit In			305.1	2:06.065			
22	34.310	102.5	30.300	115.4	40.418		301.7	1:45.028	44												

50		Sylvain Guintoli																			
lap	Sect-1	Speed	Sect-2	Speed	Sect-3	Speed	TopSpeed	laptime	pit	lap	Sect-1	Speed	Sect-2	Speed	Sect-3	Speed	Topspeed	laptime	pit		
1	Pit Out	98.1	33.187	116.8	Pit In			2:09.475	30	33.230	109.0	<u>29.566</u>	118.7	39.423			298.3	1:42.219			
2	Pit Out	104.4	32.673	113.7	42.713			7:17.289	31	33.341	107.0	29.759	115.0	39.589			296.7	1:42.689			
3	37.586	98.2	31.427	114.8	41.561		283.5	1:50.574	32	33.941	102.8	30.882	114.2	41.740			295.9	1:46.563			
4	35.184	102.3	31.810	115.5	41.655		283.5	1:48.649	33	33.419	109.4	29.813	117.6	39.866			300.0	1:43.098			
5	34.558	102.7	31.137	115.5	40.884		284.2	1:46.579	34	33.280	110.4	36.538	113.7	Pit In			300.8	2:05.848			
6	34.126	112.9	31.130	118.3	40.821		291.9	1:46.077	35	Pit Out	96.7	30.717	102.3	43.327				1:37:39.134			
7	34.264	100.3	30.330	115.9	40.876		288.0	1:45.470	36	33.676	104.0	30.328	115.1	39.878			300.0	1:43.882			
8	34.587	104.2	30.407	115.5	41.869		285.0	1:46.863	37	33.554	112.3	30.197	115.9	39.756			292.7	1:43.507			
9	33.985	106.6	30.291	117.4	40.467		298.3	1:44.743	38	33.612	104.4	29.727	119.6	40.125			295.9	1:43.464			
10	34.590	100.7	30.380	113.3	Pit In		287.2	2:02.830	39	37.369	100.3	30.001	118.4	40.398			302.5	1:47.768			
11	Pit Out	101.8	30.956	114.3	40.826			24:08.717	40	33.604	104.4	29.609	120.4	39.612			303.4	1:42.825			
12	34.397	99.1	29.942	117.3	40.637		295.9	1:44.976	41	33.425	108.5	29.734	117.0	39.728			299.2	1:42.887			
13	34.303	100.9	30.274	112.7	40.132		302.5	1:44.709	42	36.222	97.8	30.849	116.9	41.025			300.8	1:48.096			
14	33.509	111.7	30.321	120.1	40.009		296.7	1:43.839	43	33.351	113.1	30.091	119.1	39.673			296.7	1:43.115			
15	36.929	97.1	31.177	115.0	Pit In		290.3	2:04.861	44	33.573	109.3	31.202	117.9	Pit In			300.0	1:58.784			
16	Pit Out	97.4	32.802	118.4	40.289			45:55.805	45	Pit Out	102.5	31.244	113.2	40.208				23:12.978			
17	33.720	107.6	29.924	117.5	39.961		300.0	1:43.605	46	33.665	107.9	29.882	121.8	39.328			305.9	1:42.875			
18	33.560	105.9	30.124	120.9	39.797		299.2	1:43.481	47	33.282	105.8	29.629	117.8	39.312			297.5	1:42.223			
19	33.551	107.1	29.996	120.5	39.786		300.0	1:43.333	48	33.189	111.0	29.645	120.9	<u>39.268</u>			300.8	<u>1:42.102</u>			
20	33.448	<u>116.4</u>	32.758	121.2	40.579		293.5	1:46.785	49	33.405	106.2	29.607	118.2	39.644			292.7	1:42.656			
21	33.521	104.5	29.855	121.5	41.893		305.1	1:45.269	50	33.207	115.8	34.646	114.9	Pit In			291.9	2:04.848			



Tests of Aruba.it Racing Ducati

Test Day

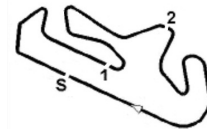
29 - 30 January 2024

Laps and Sector Times - Test of Aruba.it Racing - Ducati

Autodromo Internacional Algarve - 4592mtr.

22	33.462	108.3	29.806	122.0	40.098	296.7	1:43.366	51	Pit Out	100.7	30.057	120.9	40.219	27:52.988	
23	33.455	109.5	30.015	118.8	39.886	299.2	1:43.356	52	33.406	106.6	29.604	118.4	39.642	298.3	1:42.652
24	36.956	96.9	30.916	118.6	Pit In	282.0	2:02.306	53	33.621	110.7	29.870	118.6	39.642	293.5	1:43.133
25	Pit Out	100.1	31.452	113.7	42.632		28:45.332	54	33.180	110.3	29.700	<u>124.4</u>	39.551	301.7	1:42.431
26	36.611	115.1	30.419	118.2	39.859	<u>312.1</u>	1:46.889	55	<u>33.081</u>	109.5	29.835	121.3	39.429	305.1	1:42.345
27	33.645	105.7	30.280	116.3	40.169	293.5	1:44.094	56	33.139	106.3	29.605	123.3	39.361	305.9	1:42.105
28	33.555	104.1	29.663	117.1	39.703	295.9	1:42.921	57	35.205	96.3	30.925	120.5	Pit In	304.2	1:59.069
29	33.888	103.0	29.582	118.9	39.465	297.5	1:42.935	58	Pit Out	103.3	31.347	122.7	41.185	13:45.482	

53		Tito Rabat																	
lap	Sect-1	Speed	Sect-2	Speed	Sect-3	Speed	TopSpeed	laptime	pit	lap	Sect-1	Speed	Sect-2	Speed	Sect-3	Speed	TopSpeed	laptime	pit
1	Pit Out	91.1	32.004	114.6	41.899			1:50.785		37	Pit Out	99.6	30.501	117.0	39.925			18:06.057	
2	35.166	101.3	30.962	109.4	40.919		276.9	1:47.047		38	33.230	103.4	29.656	120.5	39.297		<u>314.9</u>	1:42.183	
3	34.650	100.5	30.699	113.6	40.481		290.3	1:45.830		39	33.369	103.9	29.510	116.3	39.220		304.2	1:42.099	
4	34.458	100.1	30.586	113.6	40.365		294.3	1:45.409		40	33.265	104.0	29.434	117.5	39.157		304.2	1:41.856	
5	34.369	101.9	30.213	116.4	39.966		295.9	1:44.548		41	33.308	106.1	29.543	122.6	39.415		305.9	1:42.266	
6	33.947	105.1	30.311	115.4	39.950		300.8	1:44.208		42	33.451	102.9	29.569	124.0	39.332		307.7	1:42.352	
7	34.122	99.2	30.132	117.5	39.764		301.7	1:44.018		43	33.626	105.8	30.278	<u>124.4</u>	39.871		301.7	1:43.775	
8	33.968	101.0	30.046	121.5	39.814		300.8	1:43.828		44	33.503	103.1	29.525	117.6	39.566		311.2	1:42.594	
9	33.998	106.1	30.620	119.5	Pit In		301.7	2:01.509		45	33.456	103.0	29.566	113.3	39.533		305.9	1:42.555	
10	Pit Out	102.0	31.279	101.1	44.907			20:42.512		46	33.398	105.6	29.700	120.3	39.558		310.3	1:42.656	
11	34.615	102.7	30.259	120.9	39.992		294.3	1:44.866		47	34.155	104.9	31.042	110.0	Pit In		295.9	1:58.574	
12	34.070	99.4	30.122	117.1	39.932		298.3	1:44.124		48	Pit Out	98.2	30.105	120.5	39.516			47:18.055	
13	33.934	102.7	30.038	122.2	39.890		295.9	1:43.862		49	33.713	98.6	29.654	121.6	39.367		304.2	1:42.734	
14	33.840	100.1	30.139	113.1	40.370		303.4	1:44.349		50	33.334	102.7	29.519	117.4	39.273		312.1	1:42.126	
15	33.992	103.3	30.132	120.5	40.026		302.5	1:44.150		51	33.294	100.3	29.385	118.8	39.341		300.8	1:42.020	
16	36.115	96.9	31.063	122.9	Pit In		295.9	2:08.120		52	56.283	90.8	50.221	110.9	41.441		313.0	2:27.945	
17	Pit Out	86.1	33.657	110.3	40.942			13:19.473		53	33.371	102.9	29.488	118.3	39.455		300.8	1:42.314	
18	33.594	102.6	29.703	122.7	39.732		300.8	1:43.029		54	33.317	104.9	29.635	115.5	39.283		300.8	1:42.235	
19	34.734	105.4	32.019	110.8	41.584		296.7	1:48.337		55	33.172	106.7	29.691	113.4	39.304		305.1	1:42.167	
20	33.699	104.5	29.747	118.9	39.414		300.0	1:42.860		56	34.212	100.3	30.306	118.3	Pit In		284.2	1:56.489	
21	33.716	102.8	29.910	116.8	39.414		299.2	1:43.040		57	Pit Out	96.7	30.020	111.9	39.608			9:40.873	
22	33.464	102.7	30.053	118.3	39.587		305.9	1:43.104		58	33.378	101.6	29.574	120.0	39.282		314.0	1:42.234	
23	33.611	100.6	29.737	122.3	39.666		305.1	1:43.014		59	33.275	106.1	29.505	114.0	39.355		304.2	1:42.135	
24	41.696	82.9	37.908	115.0	Pit In		290.3	2:17.730		60	33.237	102.0	29.560	119.2	39.225		312.1	1:42.022	
25	Pit Out	93.5	31.002	114.6	40.511			43:30.725		61	33.065	106.8	29.574	117.8	39.366		314.0	1:42.005	
26	34.046	99.2	30.099	114.4	39.942		298.3	1:44.087		62	33.504	105.7	29.904	118.8	39.510		312.1	1:42.918	
27	33.774	100.7	29.855	123.0	39.654		300.8	1:43.283		63	33.466	104.0	29.671	119.3	Pit In		306.8	1:57.958	
28	33.645	100.7	29.748	119.6	39.318		305.9	1:42.711		64	Pit Out	94.7	31.576	118.6	40.452			9:08.151	
29	33.378	103.5	29.876	120.1	39.526		307.7	1:42.780		65	33.249	103.9	29.508	121.2	39.004		307.7	1:41.761	
30	33.528	101.2	29.531	117.6	39.546		307.7	1:42.605		66	33.203	101.9	29.299	123.9	39.158		301.7	1:41.660	
31	33.628	101.5	29.584	119.2	39.596		304.2	1:42.808		67	33.487	101.6	30.503	116.0	Pit In		296.7	1:54.409	
32	33.475	104.0	29.804	119.5	39.414		305.1	1:42.693		68	Pit Out	96.6	30.347	115.5	39.280			4:07.255	
33	33.353	106.6	29.979	118.4	40.322		306.8	1:43.654		69	33.295	99.8	<u>29.270</u>	119.6	<u>38.919</u>		297.5	<u>1:41.484</u>	
34	33.555	101.2	29.758	119.3	44.470		303.4	1:47.783		70	<u>32.950</u>	107.1	29.426	122.2	39.128		305.9	1:41.504	
35	34.275	100.8	30.537	114.9	40.149		295.1	1:44.961		71	32.969	<u>110.2</u>			Pit In		310.3	1:54.238	
36	41.295	96.3	30.473	117.1	Pit In		302.5	2:05.267		72			29.626	117.8					



Tests of Aruba.it Racing Ducati

Test Day

29 - 30 January 2024

Laps and Sector Times - Test of Aruba.it Racing - Ducati

Autodromo Internacional Algarve - 4592mtr.

54 Toprak Razatlioglu - B1																			
lap	Sect-1	Speed	Sect-2	Speed	Sect-3	Speed	TopSpeed	laptime	pit	lap	Sect-1	Speed	Sect-2	Speed	Sect-3	Speed	Topspeed	laptime	pit
1	Pit Out	92.2	30.642	115.0	40.064			1:45.027		33	32.470	107.2	29.035	124.7	38.855		319.5	1:40.360	
2	33.360	104.5	29.139	119.5	39.084		310.3	1:41.583		34	35.125	100.8	30.038	125.1	Pit In		316.7	1:51.333	
3	32.578	114.6	29.272	122.6	39.024		314.0	1:40.874		35	Pit Out	97.0	31.269	119.1	40.724			15:39.257	
4	32.886	108.4	29.188	125.0	39.036		314.9	1:41.110		36	32.612	108.1	29.014	122.2	39.038		314.0	1:40.664	
5	33.679	114.6	29.434	118.6	Pit In		313.0	1:50.533		37	32.520	116.4	36.851	128.0	39.936		315.8	1:49.307	
6	Pit Out	98.6	29.738	120.8	39.293		40:54.534			38	32.752	107.5	28.919	126.2	38.848		315.8	1:40.519	
7	32.928	103.8	28.966	124.9	39.177		315.8	1:41.071		39	35.309	100.4	30.486	121.3	Pit In		317.6	1:54.195	
8	32.620	108.9	28.968	125.9	39.102		315.8	1:40.690		40	Pit Out	103.0	30.291	120.9	40.145			2:01:58.704	
9	33.686	103.7	29.107	124.0	39.431		308.6	1:42.224		41	32.785	115.1	30.153	126.9	39.300		318.6	1:42.238	
10	32.876	106.8	29.023	122.6	39.172		314.9	1:41.071		42	32.929	103.2	32.311	119.6	39.154		319.5	1:44.394	
11	34.943	99.4	31.259	122.7	40.056		311.2	1:46.258		43	33.177	105.8	29.326	127.8	39.114		310.3	1:41.617	
12	32.876	104.3	28.873	118.4	39.346		314.9	1:41.095		44	32.733	106.3	29.119	125.1	38.961		318.6	1:40.813	
13	<u>32.434</u>	122.4	33.826	124.4	39.233		316.7	1:45.493		45	32.537	110.4	29.008	126.9	39.006		318.6	1:40.551	
14	32.588	108.0	29.034	128.0	39.237		318.6	1:40.859		46	32.606	109.6	29.145	121.9	38.987		318.6	1:40.738	
15	32.737	106.5	28.920	122.9	39.144		315.8	1:40.801		47	32.736	107.1	29.172	126.2	39.127		320.5	1:41.035	
16	37.062	95.7	32.020	110.5	Pit In		316.7	1:57.199		48	35.026	101.3	30.956	124.0	Pit In		315.8	1:51.058	
17	Pit Out	104.2	32.808	118.0	40.434		29:25.981			49	Pit Out	105.6	30.110	125.6	39.501			15:00.552	
18	33.021	103.2	29.054	<u>128.9</u>	39.271		316.7	1:41.346		50	33.601	111.6	29.464	126.2	39.241		314.9	1:42.306	
19	32.819	108.3	29.208	125.3	39.356		315.8	1:41.383		51	37.344	105.0	30.092	128.3	Pit In		314.9	1:53.650	
20	32.781	107.7	29.106	123.6	Pit In		314.0	1:56.035		52	Pit Out	106.2	30.878	128.1	39.748			9:01.368	
21	Pit Out	96.0	31.960	119.6	40.107		16:04.492			53	32.914	106.5	29.214	124.4	Pit In		312.1	1:50.050	
22	32.956	103.9	29.179	127.8	39.283		315.8	1:41.418		54	Pit Out	104.0	29.575	124.4	39.115			18:17.657	
23	41.086	98.5	29.985	123.9	Pit In		316.7	1:58.479		55	35.389	103.7	30.321	118.7	39.617		314.0	1:45.327	
24	Pit Out	98.4	30.735	118.6	40.080		9:59.718			56	32.758	107.4	28.962	121.2	39.294		315.8	1:41.014	
25	32.844	111.5	29.313	123.7	39.177		314.0	1:41.334		57	32.733	105.4	28.886	125.7	38.827		315.8	1:40.446	
26	32.930	106.7	29.439	119.9	40.282		319.5	1:42.651		58	32.604	108.1	28.848	128.1	38.993		315.8	1:40.445	
27	32.807	106.9	29.250	126.8	Pit In		319.5	1:49.337		59	32.614	106.5	28.874	126.0	38.825		315.8	1:40.313	
28	Pit Out	98.8	30.687	121.6	39.612		5:53.221			60	32.973	105.3	28.894	128.0	38.995		316.7	1:40.862	
29	32.496	108.3	28.823	128.7	38.788		321.4	1:40.107		61	32.588	107.2	28.950	126.2	38.890		317.6	1:40.428	
30	32.992	111.2	30.342	125.4	39.295		321.4	1:42.629		62	32.654	106.7	28.924	124.1	38.902		317.6	1:40.480	
31	32.480	105.6	<u>28.754</u>	126.0	<u>38.773</u>		<u>324.3</u>	<u>1:40.007</u>		63	32.632	106.1	28.893	128.3	38.940		317.6	1:40.465	
32	32.487	106.8	28.878	128.4	38.807		318.6	1:40.172		64	1:06.937	<u>150.6</u>	41.332	106.7	Pit In		286.5	2:38.332	

54 Toprak Razatlioglu - B2																			
lap	Sect-1	Speed	Sect-2	Speed	Sect-3	Speed	TopSpeed	laptime	pit	lap	Sect-1	Speed	Sect-2	Speed	Sect-3	Speed	Topspeed	laptime	pit
1	Pit Out	97.5	31.892	115.1	40.367			1:46.676		6	Pit Out	99.6	31.666	120.3	39.992			47:41.814	
2	34.457	101.7	29.940	125.9	39.755		281.3	1:44.152		7	33.156	102.1	<u>29.075</u>	<u>128.7</u>	39.146		314.0	1:41.377	
3	<u>32.804</u>	<u>111.8</u>	29.213	125.0	39.012		316.7	1:41.029		8	32.945	102.7	29.169	121.1	39.067		314.0	1:41.181	
4	32.833	105.8	29.125	121.3	39.092		315.8	1:41.050		9	32.909	107.2	29.191	122.0	<u>38.945</u>		314.0	1:41.045	
5	34.275	104.0	30.882	124.0	Pit In		<u>317.6</u>	1:51.092		10	33.317	103.1	29.392	122.0	Pit In		316.7	1:50.553	

55 Andrea Locatelli - B2																			
lap	Sect-1	Speed	Sect-2	Speed	Sect-3	Speed	TopSpeed	laptime	pit	lap	Sect-1	Speed	Sect-2	Speed	Sect-3	Speed	Topspeed	laptime	pit
1	Pit Out	<u>124.6</u>	37.872	114.4	40.511			2:01.123		9	33.491	106.7	29.309	120.1	Pit In		307.7	1:54.724	
2	33.666	102.7	31.565	118.8	40.456		300.0	1:45.687		10	Pit Out	99.3	29.758	122.4	39.430			13:22.365	
3	33.212	113.2	29.587	<u>128.3</u>	39.665		301.7	1:42.464		11	33.017	107.4	29.226	125.9	39.127		306.8	1:41.370	
4	34.139	107.5	29.569	123.6	Pit In		302.5	1:52.112		12	32.829	107.7	<u>29.005</u>	127.7	<u>39.075</u>		308.6	<u>1:40.909</u>	
5	Pit Out	101.8	29.966	120.0	41.054			10:47.618		13	34.308	100.9	29.211	127.5	39.225		305.1	1:42.744	
6	33.207	113.3	29.579	124.0	39.351		297.5	1:42.137		14	<u>32.795</u>	110.2	29.129	127.2	39.323		<u>309.5</u>	1:41.247	



Tests of Aruba.it Racing Ducati

Test Day

29 - 30 January 2024

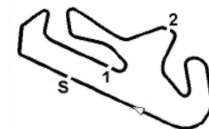
Laps and Sector Times - Test of Aruba.it Racing - Ducati

Autodromo Internacional Algarve - 4592mtr.

7	34.035	106.1	29.291	125.6	40.028	277.6	1:43.354	15	33.051	107.0	30.461	123.7	Pit In	308.6	1:54.281
8	32.904	110.5	29.366	127.1	39.410	<u>309.5</u>	1:41.680	16							

55 Andrea Locatelli - B1																			
lap	Sect-1	Speed	Sect-2	Speed	Sect-3	Speed	TopSpeed	laptime	pit	lap	Sect-1	Speed	Sect-2	Speed	Sect-3	Speed	Topspeed	laptime	pit
1	Pit Out	89.9	31.142	113.7	41.096			1:53.104		33	33.297	103.3	29.050	125.1	39.201		307.7	1:41.548	
2	34.093	102.5	29.736	116.8	39.682		296.7	1:43.511		34	33.011	107.8	29.105	128.4	39.149		309.5	1:41.265	
3	33.270	108.2	29.291	124.4	39.273		305.9	1:41.834		35	33.009	107.4	<u>28.940</u>	126.3	39.099		312.1	1:41.048	
4	33.108	108.8	29.304	121.9	39.399		306.8	1:41.811		36	32.717	112.4	29.102	128.6	38.878		312.1	1:40.697	
5	33.029	109.0	29.265	119.7	39.299		307.7	1:41.593		37	32.648	108.3	29.116	128.4	39.218		<u>314.0</u>	1:40.982	
6	32.800	112.6	29.363	126.5	39.505		308.6	1:41.668		38	33.509	102.0	31.090	121.9	Pit In		305.1	1:56.910	
7	33.230	109.5	31.936	112.6	Pit In		305.1	1:58.087		39	Pit Out	102.7	29.951	119.9	39.510			25:38.429	
8	Pit Out	102.1	30.134	117.1	39.487			1:08:33.832		40	32.930	111.8	29.306	128.4	39.151		313.0	1:41.387	
9	33.059	108.0	29.156	126.9	39.602		305.9	1:41.817		41	32.994	109.0	29.136	124.3	39.154		310.3	1:41.284	
10	32.969	108.5	29.151	125.4	39.127		307.7	1:41.247		42	32.768	111.8	29.139	125.9	39.100		311.2	1:41.007	
11	32.928	108.3	29.153	127.2	39.164		309.5	1:41.245		43	32.853	109.9	29.071	122.9	39.819		313.0	1:41.743	
12	32.829	111.2	29.109	127.7	39.115		310.3	1:41.053		44	32.866	113.8	29.249	128.6	38.958		308.6	1:41.073	
13	34.069	97.7	30.716	120.4	Pit In		310.3	1:54.832		45	34.281	102.0	29.672	122.6	Pit In		286.5	1:54.816	
14	Pit Out	102.3	30.337	120.1	40.096			23:12.736		46	Pit Out	95.5	30.082	120.7	39.681			50:26.758	
15	32.996	109.1	29.177	124.6	39.039		307.7	1:41.212		47	32.935	108.7	29.262	125.3	39.146		310.3	1:41.343	
16	32.918	107.4	29.187	126.2	39.099		310.3	1:41.204		48	32.948	107.9	29.021	125.6	39.080		311.2	1:41.049	
17	32.942	106.0	29.159	123.3	39.105		308.6	1:41.206		49	33.009	108.8	29.087	129.0	39.143		312.1	1:41.239	
18	32.710	111.8	29.251	128.0	38.940		311.2	1:40.901		50	32.680	111.2	29.773	125.0	41.385		311.2	1:43.838	
19	32.985	104.8	28.952	125.6	39.147		310.3	1:41.084		51	32.783	<u>115.8</u>	31.009	121.6	Pit In		310.3	1:54.747	
20	32.848	109.9	29.170	126.5	39.290		311.2	1:41.308		52	Pit Out	101.0	29.627	124.7	39.494			7:15.053	
21	32.908	107.0	29.135	126.6	39.278		311.2	1:41.321		53	33.868	101.9	29.570	126.0	39.435		312.1	1:42.873	
22	32.949	107.8	29.141	127.8	39.292		307.7	1:41.382		54	32.681	111.9	29.186	125.7	39.099		312.1	1:40.966	
23	32.762	111.3	29.337	127.5	39.063		308.6	1:41.162		55	32.846	111.8	29.167	127.7	39.163		311.2	1:41.176	
24	32.772	109.3	29.088	126.0	39.099		310.3	1:40.959		56	32.919	109.1	29.169	129.2	39.198		311.2	1:41.286	
25	32.919	108.5	29.107	123.7	39.002		310.3	1:41.028		57	32.864	109.3	29.096	128.3	39.175		310.3	1:41.135	
26	32.862	108.9	29.112	128.3	39.085		312.1	1:41.059		58	32.789	110.1	29.174	128.3	39.135		309.5	1:41.098	
27	32.911	113.2	29.210	126.6	39.070		308.6	1:41.191		59	34.399	100.4	30.836	121.3	Pit In		309.5	1:57.085	
28	32.880	108.5	29.213	129.5	39.165		311.2	1:41.258		60	Pit Out	104.8	29.361	127.7	39.026			11:04.811	
29	32.892	108.4	29.222	128.1	39.164		310.3	1:41.278		61	32.953	111.6	29.073	128.0	38.844		311.2	1:40.870	
30	32.874	109.6	29.066	<u>130.3</u>	39.852		312.1	1:41.792		62	<u>32.512</u>	113.7	28.973	127.2	<u>38.785</u>		311.2	<u>1:40.270</u>	
31	32.932	109.8	29.360	123.1	Pit In		310.3	1:56.930		63	33.238	109.5	29.331	124.1	39.733		313.0	1:42.302	
32	Pit Out	93.7	30.788	113.0	39.760			1:52:28.470		64	34.367	91.1	33.472	113.2	Pit In		313.0	1:59.858	

60 Michael van der Mark - B2																			
lap	Sect-1	Speed	Sect-2	Speed	Sect-3	Speed	TopSpeed	laptime	pit	lap	Sect-1	Speed	Sect-2	Speed	Sect-3	Speed	Topspeed	laptime	pit
1	Pit Out	100.7	30.605	120.3	43.443			1:49.251		11	32.992	107.1	29.948	121.8	39.209		<u>314.9</u>	1:42.149	
2	33.270	107.8	29.830	121.2	39.359		304.2	1:42.459		12	33.083	105.8	29.358	<u>123.9</u>	<u>39.036</u>		313.0	<u>1:41.477</u>	
3	33.088	105.8	29.423	119.7	39.152		310.3	1:41.663		13	<u>32.901</u>	106.5	29.408	121.3	39.521		314.0	1:41.830	
4	32.953	106.1	29.351	119.1	39.195		308.6	1:41.499		14	33.009	103.6	29.455	122.9	39.072		312.1	1:41.536	
5	33.147	104.4	29.546	120.5	39.175		311.2	1:41.868		15	33.053	105.8	29.376	119.6	39.082		309.5	1:41.511	
6	33.158	<u>110.8</u>	29.931	119.9	Pit In		307.7	1:53.635		16	33.277	102.6	29.396	121.6	39.162		310.3	1:41.835	
7	Pit Out	100.6	29.725	120.3	39.450			21:36.870		17	33.067	106.9	29.551	121.1	39.273		311.2	1:41.891	
8	33.087	104.8	29.687	118.8	39.145		<u>314.9</u>	1:41.919		18	33.015	105.1	29.468	122.2	39.211		311.2	1:41.694	
9	32.949	107.0	29.499	122.7	39.099		308.6	1:41.547		19	32.948	107.9	29.344	121.5	39.338		311.2	1:41.630	
10	33.102	105.0	29.540	117.4	39.188		313.0	1:41.830		20	33.020	104.9	<u>29.300</u>	121.3	Pit In		311.2	1:57.109	



Tests of Aruba.it Racing Ducati

Test Day

29 - 30 January 2024

Laps and Sector Times - Test of Aruba.it Racing - Ducati

Autodromo Internacional Algarve - 4592mtr.

60		Michael van der Mark - B1																	
lap	Sect-1	Speed	Sect-2	Speed	Sect-3	Speed	TopSpeed	laptme	pit	lap	Sect-1	Speed	Sect-2	Speed	Sect-3	Speed	Topspeed	laptme	pit
1	Pit Out	97.6	30.118	124.0	39.714			1:45.326		33	33.108	104.8	29.310	123.9	39.223		310.3	1:41.641	
2		33.153	107.9	29.518	124.3	39.536	305.9	1:42.207		34	38.127	94.4	29.890	121.1	39.259		310.3	1:47.276	
3		33.204	103.3	29.343	122.2	39.173	307.7	1:41.720		35	39.045	99.0	31.310	117.1	Pit In		310.3	2:00.154	
4		33.170	102.0	29.196	120.8	38.997	309.5	1:41.363		36	Pit Out	102.3	31.010	102.3	40.161			1:19:56.104	
5		32.952	106.3	29.184	124.6	39.089	310.3	1:41.225		37	33.113	105.5	29.491	118.6	39.173		306.8	1:41.777	
6		32.819	123.6	34.750	116.8	Pit In	310.3	1:57.508		38	33.180	104.5	29.453	119.6	39.124		307.7	1:41.757	
7	Pit Out	100.7	32.096	111.9	42.760			13:35.878		39	33.180	105.0	29.416	121.6	39.137		307.7	1:41.733	
8		33.151	105.6	29.502	119.9	39.142	305.1	1:41.795		40	33.097	104.2	29.244	122.2	39.002		310.3	1:41.343	
9		32.995	110.1	29.677	120.1	39.445	310.3	1:42.117		41	33.122	104.9	29.394	119.1	39.050		314.0	1:41.566	
10		33.266	100.8	29.526	116.9	44.340	310.3	1:47.132		42	33.067	105.3	29.494	119.9	38.983		312.1	1:41.544	
11		33.265	102.8	29.756	121.2	39.968	306.8	1:42.989		43	33.170	104.5	29.297	116.6	39.052		314.0	1:41.519	
12		32.929	104.5	29.497	120.8	39.163	314.0	1:41.589		44	33.066	104.9	29.269	121.3	39.071		311.2	1:41.406	
13		33.213	104.5	29.260	119.6	39.620	308.6	1:42.093		45	33.287	103.1	29.280	120.9	39.064		312.1	1:41.631	
14		34.171	103.7	34.112	116.3	Pit In	306.8	1:58.542		46	33.153	104.7	29.327	118.2	39.104		312.1	1:41.584	
15	Pit Out	101.8	33.476	121.8	40.441			10:15.525		47	33.094	105.5	29.337	119.6	39.167		312.1	1:41.598	
16		33.253	105.7	29.627	122.2	39.438	311.2	1:42.318		48	33.296	104.5	29.391	119.6	39.279		308.6	1:41.966	
17		33.079	106.8	29.382	122.2	39.420	310.3	1:41.881		49	33.102	103.3	29.308	119.9	39.316		312.1	1:41.726	
18		33.232	105.2	29.455	121.6	39.410	311.2	1:42.097		50	37.491	101.6	31.183	110.1	Pit In		307.7	2:00.422	
19		33.567	104.0	30.039	116.4	Pit In	310.3	1:53.514		51	Pit Out	103.6	31.675	89.9	46.198			54:39.605	
20	Pit Out	105.8	29.917	123.4	47.543			16:15.395		52	33.417	105.3	29.541	121.2	39.314		299.2	1:42.272	
21		33.480	107.4	30.408	120.8	39.797	306.8	1:43.685		53	33.226	103.4	29.376	121.1	39.258		310.3	1:41.860	
22		33.220	105.5	29.518	121.1	39.416	313.0	1:42.154		54	33.225	107.9	29.342	123.6	39.161		305.9	1:41.728	
23		37.410	100.5	32.739	123.0	39.646	312.1	1:49.795		55	33.128	107.0	29.402	121.1	39.295		310.3	1:41.825	
24		33.178	110.8	29.549	120.8	39.373	310.3	1:42.100		56	37.073	102.9	29.614	122.9	Pit In		306.8	1:55.293	
25		34.645	101.5	30.592	116.3	Pit In	312.1	1:55.181		57	Pit Out	98.1	31.621	96.3	41.385			6:03.980	
26	Pit Out	100.8	29.975	122.0	39.311			7:33.284		58	33.136	106.8	29.236	122.6	38.862		309.5	1:41.234	
27	<u>32.649</u>	108.7	29.222	124.0	<u>38.765</u>		<u>315.8</u>	<u>1:40.636</u>		59	32.976	104.9	29.178	122.3	39.000		309.5	1:41.154	
28		36.952	100.5	30.106	122.0	39.276	<u>315.8</u>	1:46.334		60	33.006	102.5	<u>29.160</u>	124.4	38.995		311.2	1:41.161	
29		32.828	107.5	29.394	120.8	40.064	314.0	1:42.286		61	32.916	106.1	29.338	124.1	39.043		311.2	1:41.297	
30		32.856	106.3	29.476	111.0	Pit In	314.9	1:55.472		62	32.891	106.8	29.276	120.9	39.093		312.1	1:41.260	
31	Pit Out	100.7	30.243	121.6	39.481			1:26:57.375		63	32.859	114.6	35.472	113.8	Pit In		314.0	2:01.002	
32		32.978	104.8	29.253	124.4	39.086	312.1	1:41.317		64									

65		Jonathan Rea - B1																	
lap	Sect-1	Speed	Sect-2	Speed	Sect-3	Speed	TopSpeed	laptme	pit	lap	Sect-1	Speed	Sect-2	Speed	Sect-3	Speed	Topspeed	laptme	pit
1	Pit Out	99.3	29.835	124.6	41.408			1:54.615		29	32.961	107.1	31.299	119.1	40.112		309.5	1:44.372	
2		32.963	110.3	29.159	129.5	39.152	306.8	1:41.274		30	33.019	107.1	29.112	124.9	38.868		309.5	1:40.999	
3		32.902	111.9	29.424	129.2	38.997	307.7	1:41.323		31	34.885	101.1	32.306	117.4	Pit In		299.2	1:55.949	
4		32.953	105.5	29.135	125.7	38.963	308.6	1:41.051		32	Pit Out	99.1	29.919	124.7	39.974			27:32.540	
5		35.132	95.6	31.549	122.7	Pit In	308.6	1:56.494		33	32.981	106.2	29.007	127.8	39.090		310.3	1:41.078	
6	Pit Out	101.4	30.006	119.6	53.063			18:27.610		34	32.707	113.7	29.502	124.4	39.003		311.2	1:41.212	
7		32.971	106.6	29.017	<u>131.5</u>	38.952	308.6	1:40.940		35	36.123	90.8	31.142	126.0	Pit In		305.9	1:53.890	
8		33.316	103.5	54.883	124.6	39.596	309.5	2:07.795		36	Pit Out	100.1	30.078	125.6	39.478			28:00.471	
9		32.907	107.9	29.145	122.0	38.916	308.6	1:40.968		37	32.659	<u>114.4</u>	29.220	129.3	39.097		311.2	1:40.976	
10		34.151	113.3	31.128	121.3	Pit In	301.7	1:54.285		38	32.830	109.0	29.036	127.8	44.022		309.5	1:45.888	
11	Pit Out	101.3	29.882	123.7	39.757			33:24.762		39	32.923	109.3	29.109	126.3	39.129		310.3	1:41.161	
12		33.004	110.4	28.998	131.2	38.980	307.7	1:40.982		40	35.582	100.7	31.101	121.5	Pit In		295.9	1:56.934	
13		32.841	110.0	29.128	125.9	38.818	309.5	1:40.787		41	Pit Out	103.8	29.725	124.7	39.652			11:42.523	



Tests of Aruba.it Racing Ducati

Test Day

29 - 30 January 2024

Laps and Sector Times - Test of Aruba.it Racing - Ducati

Autodromo Internacional Algarve - 4592mtr.

14	32.738	110.1	29.035	127.2	38.822	311.2	1:40.595	42	32.763	108.3	29.102	124.1	38.808	311.2	1:40.673
15	34.991	105.5	30.733	123.9	Pit In	302.5	1:57.269	43	32.719	110.1	29.079	126.6	38.828	311.2	1:40.626
16	Pit Out	101.9	30.425	119.5	39.981		18:25.291	44	32.817	107.8	29.133	127.5	39.008	308.6	1:40.958
17	34.593	104.5	29.397	127.7	39.313	310.3	1:43.303	45	33.075	104.9	29.146	128.0	39.032	306.8	1:41.253
18	33.439	109.2	29.552	124.3	39.466	310.3	1:42.457	46	32.847	109.1	29.088	128.0	39.075	311.2	1:41.010
19	32.800	109.6	29.118	123.9	38.764	<u>312.1</u>	1:40.682	47	33.382	106.9	29.481	124.0	39.029	296.7	1:41.892
20	37.889	85.7	30.011	117.8	Pit In	300.8	1:59.357	48	32.878	107.8	29.201	126.8	38.903	307.7	1:40.982
21	Pit Out	108.1	29.961	123.4	39.494		27:42.412	49	32.771	109.8	29.575	125.1	38.992	311.2	1:41.338
22	32.998	106.9	29.050	126.0	39.049	310.3	1:41.097	50	32.853	104.5	28.991	126.9	39.058	309.5	1:40.902
23	34.129	107.0	29.630	126.0	39.346	310.3	1:43.105	51	32.904	109.3	29.064	123.0	39.029	311.2	1:40.997
24	32.903	110.9	29.185	125.0	38.921	309.5	1:41.009	52	37.144	95.2	31.594	117.0	Pit In	302.5	2:02.615
25	36.165	102.0	29.634	127.2	Pit In	295.1	1:53.864	53	Pit Out	107.6	30.069	121.2	39.576		8:44.917
26	Pit Out	101.1	29.827	124.7	40.186		1:27:24.895	54	<u>32.601</u>	109.8	<u>28.908</u>	128.1	<u>38.552</u>	<u>312.1</u>	<u>1:40.061</u>
27	33.009	106.3	29.215	127.4	38.997	310.3	1:41.221	55	32.613	108.9	28.908	126.3	38.684	<u>312.1</u>	1:40.205
28	32.992	104.1	28.987	124.7	38.926	308.6	1:40.905	56	54.540	88.9	33.241	121.3	Pit In	302.5	2:14.031

65		Jonathan Rea - B2																	
lap	Sect-1	Speed	Sect-2	Speed	Sect-3	Speed	TopSpeed	laptime	pit	lap	Sect-1	Speed	Sect-2	Speed	Sect-3	Speed	Topspeed	laptime	pit
1	Pit Out	94.5	31.021	121.6	40.151			1:50.886		11	33.061	107.4	29.157	124.6	39.126		305.9	<u>1:41.344</u>	
2	33.631	106.0	29.348	123.7	39.570		301.7	1:42.549		12	34.252	103.1	30.424	124.6	Pit In		287.2	1:52.409	
3	33.228	107.2	29.596	122.2	39.414		305.9	1:42.238		13	Pit Out	110.0	29.533	<u>128.1</u>	39.834			2:39:16.685	
4	33.174	104.0	29.215	127.1	39.310		306.8	1:41.699		14	<u>32.894</u>	110.0	29.263	124.7	39.303		<u>309.5</u>	1:41.460	
5	33.040	108.2	<u>29.140</u>	123.0	39.270		307.7	1:41.450		15	33.138	107.7	30.216	123.4	Pit In		307.7	1:56.720	
6	34.466	100.4	29.957	122.3	Pit In		296.7	1:57.306		16	Pit Out	101.1	30.089	121.3	40.256			2:07:45.953	
7	Pit Out	99.2	30.304	118.4	39.691			28:46.554		17	33.119	109.5	29.428	127.1	39.400		<u>309.5</u>	1:41.947	
8	33.286	105.0	29.224	123.0	39.141		304.2	1:41.651		18	33.083	106.7	29.216	126.5	39.159		<u>309.5</u>	1:41.458	
9	32.954	<u>111.7</u>	29.552	125.6	<u>39.050</u>		307.7	1:41.556		19	35.151	101.0	31.340	118.8	Pit In		299.2	1:55.881	
10	33.085	104.4	29.186	113.6	39.081		307.7	1:41.352		20									

72		Marco Bezzecchi																	
lap	Sect-1	Speed	Sect-2	Speed	Sect-3	Speed	TopSpeed	laptime	pit	lap	Sect-1	Speed	Sect-2	Speed	Sect-3	Speed	Topspeed	laptime	pit
1	Pit Out	79.1	36.066	94.1	44.734			2:05.726		46	34.078	100.0	30.267	119.3	40.332		304.2	1:44.677	
2	37.677	85.9	33.352	105.2	42.745		251.2	1:53.774		47	34.045	98.6	30.076	111.6	40.225		303.4	1:44.346	
3	36.160	89.6	33.861	101.1	46.397		267.3	1:56.418		48	36.182	88.6	35.255	108.9	Pit In		301.7	2:01.627	
4	35.867	93.8	31.569	109.1	41.528		276.2	1:48.964		49	Pit Out	90.7	31.981	110.2	41.197			36:04.761	
5	35.461	91.8	31.482	105.1	Pit In		275.5	2:01.351		50	34.314	98.1	30.123	118.2	40.161		300.0	1:44.598	
6	Pit Out	87.4	32.115	103.6	42.379			8:10.162		51	34.289	99.7	30.121	120.8	40.529		300.0	1:44.939	
7	35.606	95.9	31.256	111.3	41.149		270.0	1:48.011		52	33.788	<u>110.3</u>	33.565	114.2	40.323		300.0	1:47.676	
8	35.333	91.8	31.042	110.0	40.980		282.7	1:47.355		53	34.070	101.8	30.107	118.4	40.163		302.5	1:44.340	
9	35.170	97.8	31.052	111.9	40.917		291.9	1:47.139		54	33.885	102.1	30.022	120.3	40.120		305.1	1:44.027	
10	34.874	96.8	30.714	114.4	40.931		285.0	1:46.519		55	34.061	95.7	30.198	119.6	40.082		304.2	1:44.341	
11	34.924	97.7	30.647	112.1	40.968		293.5	1:46.539		56	33.817	101.9	30.053	120.3	39.937		306.8	1:43.807	
12	34.760	96.1	30.819	112.0	40.862		290.3	1:46.441		57	34.348	101.4	29.995	117.9	40.080		306.8	1:44.423	
13	34.713	97.0	30.768	113.1	40.785		296.7	1:46.266		58	33.829	97.2	30.035	117.1	40.027		305.1	1:43.891	
14	34.359	105.8	38.076	109.3	41.358		297.5	1:53.793		59	34.006	100.1	30.049	110.7	40.097		<u>307.7</u>	1:44.152	
15	34.887	95.7	30.588	113.2	40.811		289.5	1:46.286		60	33.912	96.9	30.018	116.4	39.991		305.1	1:43.921	
16	34.555	97.2	30.750	113.3	40.766		301.7	1:46.071		61	33.921	100.2	29.915	118.6	40.023		<u>307.7</u>	1:43.859	
17	40.820	90.2	33.799	100.1	Pit In		296.7	2:08.453		62	37.509	88.7	34.515	106.8	Pit In		295.1	2:02.114	
18	Pit Out	89.3	31.934	112.0	41.199			42:37.716		63	Pit Out	90.2	31.682	112.3	40.988			52:25.729	
19	35.026	95.5	30.795	114.0	40.776		282.0	1:46.597		64	34.736	97.6	30.424	117.1	40.325		296.7	1:45.485	



Tests of Aruba.it Racing Ducati

Test Day

29 - 30 January 2024

Laps and Sector Times - Test of Aruba.it Racing - Ducati

Autodromo Internacional Algarve - 4592mtr.

20	34.864	100.7	35.434	106.6	Pit In	298.3	1:59.589	65	34.166	98.7	30.097	115.0	40.244	300.8	1:44.507
21	Pit Out	88.0	31.730	114.0	41.749		6:06.218	66	34.006	95.5	29.977	120.1	40.061	302.5	1:44.044
22	34.847	94.5	30.651	116.6	40.675	296.7	1:46.173	67	33.850	103.0	30.427	112.1	40.291	303.4	1:44.568
23	34.699	96.1	30.570	116.4	41.135	297.5	1:46.404	68	33.996	101.5	29.968	117.0	40.098	303.4	1:44.062
24	34.568	95.6	30.510	110.1	40.695	300.8	1:45.773	69	33.777	99.4	29.989	115.4	40.091	303.4	1:43.857
25	34.513	96.2	30.516	115.9	40.607	300.0	1:45.636	70	33.880	97.5	29.796	117.8	40.253	303.4	1:43.929
26	36.414	98.0	30.873	106.2	40.952	303.4	1:48.239	71	34.293	99.3	30.037	115.6	40.302	306.8	1:44.632
27	34.346	97.6	30.563	117.1	40.404	301.7	1:45.313	72	33.971	102.6	29.986	116.1	40.054	304.2	1:44.011
28	34.467	98.6	30.450	116.8	40.563	303.4	1:45.480	73	35.034	90.2	32.321	111.2	40.403	<u>307.7</u>	1:47.758
29	34.570	97.8	30.691	114.9	40.671	300.8	1:45.932	74	34.101	98.5	29.939	119.1	40.284	305.1	1:44.324
30	34.286	99.7	30.524	116.9	40.601	301.7	1:45.411	75	33.936	101.3	29.998	119.5	40.228	301.7	1:44.162
31	34.590	96.7	30.425	112.1	40.544	293.5	1:45.559	76	37.722	95.3	32.538	108.5	Pit In	295.9	2:05.106
32	34.162	102.7	31.149	111.7	40.704	302.5	1:46.015	77	Pit Out	92.6	31.015	117.5	40.678		26:53.829
33	34.350	97.2	30.572	105.4	40.923	298.3	1:45.845	78	34.499	98.8	29.919	<u>121.3</u>	40.150	297.5	1:44.568
34	35.481	94.2	33.565	110.9	Pit In	278.4	2:01.241	79	33.978	100.5	29.869	117.5	40.032	304.2	1:43.879
35	Pit Out	89.0	32.840	108.0	41.969		28:38.170	80	34.167	101.7	29.932	119.3	40.016	291.9	1:44.115
36	35.209	92.3	30.983	114.0	40.864	292.7	1:47.056	81	33.944	98.5	<u>29.783</u>	116.9	39.895	303.4	<u>1:43.622</u>
37	34.400	101.1	30.985	91.4	42.141	298.3	1:47.526	82	<u>33.774</u>	100.7	29.914	120.3	39.942	304.2	1:43.630
38	34.476	96.1	30.420	116.9	40.596	300.8	1:45.492	83	33.890	98.6	29.867	116.8	39.983	297.5	1:43.740
39	34.499	96.7	30.346	114.9	40.415	301.7	1:45.260	84	33.932	99.3	29.804	119.5	40.169	306.8	1:43.905
40	34.291	98.5	30.425	117.0	40.315	300.8	1:45.031	85	33.956	101.0	29.794	113.8	<u>39.874</u>	304.2	1:43.624
41	34.101	100.6	30.293	116.8	40.307	304.2	1:44.701	86	33.917	100.4	29.886	117.8	40.004	300.0	1:43.807
42	34.096	97.7	30.073	117.9	40.244	303.4	1:44.413	87	37.394	97.4	30.070	116.8	40.271	304.2	1:47.735
43	34.101	100.7	30.125	118.4	40.552	304.2	1:44.778	88	33.933	103.7	29.967	120.5	42.002	302.5	1:45.902
44	34.166	99.9	30.270	116.9	40.290	303.4	1:44.726	89	33.991	101.5	29.964	108.4	40.204	303.4	1:44.159
45	33.957	99.0	30.145	114.4	40.104	305.1	1:44.206	90	44.149	85.6	33.194	109.5	Pit In	303.4	2:17.052

74 Piotr Biesiekirski																			
lap	Sect-1	Speed	Sect-2	Speed	Sect-3	Speed	TopSpeed	laptime	pit	lap	Sect-1	Speed	Sect-2	Speed	Sect-3	Speed	TopSpeed	laptime	pit
1	Pit Out	96.2	32.074	110.2	41.974			1:52.368		34	34.970	103.9	30.321	115.8	40.774		271.4	1:46.065	
2	36.295	95.9	31.131	114.3	41.370		268.0	1:48.796		35	34.729	102.9	30.175	114.6	40.697		270.0	1:45.601	
3	35.581	96.0	30.806	112.7	41.257		269.3	1:47.644		36	34.713	104.3	30.173	119.2	40.755		272.0	1:45.641	
4	35.224	100.1	30.790	113.7	41.056		270.0	1:47.070		37	34.679	106.7	30.299	119.1	40.795		270.0	1:45.773	
5	34.949	104.1	30.882	115.1	41.013		270.7	1:46.844		38	34.833	101.5	30.072	119.1	40.644		270.7	1:45.549	
6	35.226	102.1	30.551	117.3	41.048		268.7	1:46.825		39	34.573	111.3	30.333	117.1	40.693		270.7	1:45.599	
7	34.956	102.8	30.328	117.0	40.903		269.3	1:46.187		40	40.332	99.2	31.941	114.9	Pit In		272.0	2:08.704	
8	41.580	101.5	31.331	118.7	Pit In		270.0	2:10.484		41	Pit Out	102.3	30.760	116.0	41.341			1:35:33.762	
9	Pit Out	105.3	32.413	117.0	41.249			32:27.839		42	34.840	101.4	30.387	117.6	40.820		272.7	1:46.047	
10	35.073	100.3	30.730	117.9	41.117		270.0	1:46.920		43	34.758	101.7	30.141	117.5	40.751		273.4	1:45.650	
11	35.034	101.6	30.556	115.6	41.024		270.7	1:46.614		44	34.513	104.1	<u>30.013</u>	118.9	40.640		272.0	1:45.166	
12	35.076	103.2	30.481	116.9	40.836		268.7	1:46.393		45	34.568	106.2	30.116	119.3	<u>40.477</u>		273.4	<u>1:45.161</u>	
13	34.685	104.7	30.589	114.3	40.776		272.7	1:46.050		46	34.543	108.0	33.056	<u>123.4</u>	Pit In		274.1	2:05.053	
14	34.748	104.1	30.406	116.5	40.939		274.1	1:46.093		47	Pit Out	99.0	30.666	120.5	41.122			24:23.294	
15	35.336	102.3	30.610	118.3	41.034		267.3	1:46.980		48	34.781	105.5	30.309	118.0	40.935		274.1	1:46.025	
16	34.594	112.7	30.991	119.6	Pit In		272.0	2:04.156		49	34.937	109.9	30.776	118.3	40.830		273.4	1:46.543	
17	Pit Out	101.7	30.905	111.8	41.375			18:25.212		50	34.453	108.2	30.305	117.8	40.911		<u>277.6</u>	1:45.669	
18	34.620	110.7	30.645	117.0	40.910		270.7	1:46.175		51	34.613	110.3	30.347	118.8	40.744		273.4	1:45.704	
19	34.782	109.0	30.579	116.9	41.007		272.7	1:46.368		52	34.642	109.5	30.386	115.8	40.632		274.1	1:45.660	
20	34.859	103.3	30.402	116.3	41.004		270.0	1:46.265		53	34.575	108.4	30.300	116.0	40.812		273.4	1:45.687	
21	34.923	104.2	30.234	116.5	41.024		270.7	1:46.181		54	34.519	110.8	30.436	118.9	40.697		273.4	1:45.652	



Tests of Aruba.it Racing Ducati

Test Day

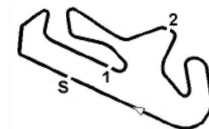
29 - 30 January 2024

Laps and Sector Times - Test of Aruba.it Racing - Ducati

Autodromo Internacional Algarve - 4592mtr.

22	40.023	108.0	32.338	120.3	Pit In	272.7	2:07.294	55	34.700	105.1	30.154	119.9	40.531	274.1	1:45.385
23	Pit Out	98.5	30.827	119.1	41.145		31:46.127	56	34.614	103.4	30.132	118.0	40.604	274.8	1:45.350
24	35.122	102.2	30.506	118.2	40.951	269.3	1:46.579	57	39.302	95.7	31.925	121.5	Pit In	274.1	2:07.553
25	34.584	111.6	30.858	114.9	40.814	270.7	1:46.256	58	Pit Out	106.0	30.731	121.9	41.198		20:53.183
26	34.714	106.4	30.387	116.8	40.833	270.7	1:45.934	59	34.954	104.3	30.425	119.2	40.877	272.7	1:46.256
27	34.879	108.5	30.383	122.3	40.895	272.0	1:46.157	60	34.739	106.2	30.309	119.2	40.729	271.4	1:45.777
28	35.929	103.3	30.277	119.1	41.822	272.0	1:48.028	61	34.704	106.0	30.213	119.9	40.744	271.4	1:45.661
29	34.641	107.0	30.257	120.7	40.621	272.0	1:45.519	62	34.711	103.4	30.123	119.2	40.707	271.4	1:45.541
30	<u>34.406</u>	112.5	30.452	120.4	41.043	272.0	1:45.901	63	34.569	107.6	30.193	120.7	40.825	271.4	1:45.587
31	34.744	<u>116.5</u>	32.684	117.6	43.070	273.4	1:50.498	64	34.645	105.9	30.061	120.1	40.717	270.7	1:45.423
32	35.405	104.2	33.851	116.0	Pit In	270.7	2:08.011	65	34.685	106.8	30.215	120.0	40.907	270.7	1:45.807
33	Pit Out	102.7	31.955	120.7	40.938		40:20.731	66	46.238	100.4	34.697	120.8	Pit In	270.7	2:20.217

87 Remy Gardner - B2																			
lap	Sect-1	Speed	Sect-2	Speed	Sect-3	Speed	TopSpeed	laptme	pit	lap	Sect-1	Speed	Sect-2	Speed	Sect-3	Speed	Topspeed	laptme	pit
1	Pit Out	98.2	30.722	122.4	40.417			1:47.923		36	Pit Out	96.0	31.706	116.4	40.460			22:05.598	
2	33.168	108.5	29.535	127.8	39.350		307.7	1:42.053		37	33.190	104.7	39.124	105.0	40.994		309.5	1:53.308	
3	33.061	101.2	29.307	126.8	39.190		309.5	1:41.558		38	33.152	103.5	29.347	123.9	39.107		312.1	1:41.606	
4	32.811	114.2	29.422	120.4	39.154		310.3	1:41.387		39	33.072	106.7	29.291	<u>134.7</u>	39.496		311.2	1:41.859	
5	32.738	<u>114.6</u>	29.335	128.1	39.063		309.5	1:41.136		40	33.054	103.2	29.228	123.6	Pit In		307.7	1:52.939	
6	37.565	102.8	30.993	118.3	Pit In		307.7	2:00.786		41	Pit Out	96.1	30.906	121.2	41.143			35:07.641	
7	Pit Out	97.2	32.048	123.0	40.541			20:31.891		42	33.599	100.2	29.682	111.9	39.466		307.7	1:42.747	
8	33.350	102.1	29.351	126.8	39.500		310.3	1:42.201		43	33.111	105.9	29.395	122.6	Pit In		306.8	1:51.915	
9	33.003	108.9	29.418	121.3	39.353		<u>314.9</u>	1:41.774		44	Pit Out	99.5	30.148	120.3	39.969			14:48.419	
10	33.152	102.2	29.371	123.9	39.239		308.6	1:41.762		45	33.228	104.8	29.689	118.3	39.762		308.6	1:42.679	
11	34.842	101.7	30.463	120.1	Pit In		308.6	<u>1:55.851</u>		46	33.271	105.2	29.858	119.7	39.590		308.6	1:42.719	
12	Pit Out	100.3	30.324	121.5	39.894			11:06.385		47	39.672	96.1	31.726	112.0	Pit In		303.4	2:01.958	
13	33.157	105.0	29.428	130.1	39.332		311.2	1:41.917		48	Pit Out	100.0	31.607	120.3	39.854			7:56.148	
14	33.763	104.0	30.183	121.6	39.854		300.0	1:43.800		49	32.921	103.3	29.072	124.0	39.070		306.8	1:41.063	
15	33.105	103.0	29.373	125.6	39.353		313.0	1:41.831		50	32.704	111.3	29.289	120.1	38.963		308.6	1:40.956	
16	32.957	110.1	29.365	127.8	39.319		309.5	1:41.641		51	33.002	103.9	29.029	118.6	38.985		308.6	1:41.016	
17	39.326	96.7	32.434	119.2	Pit In		305.9	2:03.593		52	33.443	104.7	35.472	107.8	43.278		294.3	1:52.193	
18	Pit Out	96.3	30.835	120.1	44.834			33:10.904		53	32.833	108.5	29.437	121.3	Pit In		306.8	1:52.505	
19	34.613	98.7	30.476	118.6	39.783		283.5	1:44.872		54	Pit Out	97.3	30.551	122.2	40.501			16:43.286	
20	33.263	102.7	29.460	123.6	39.587		304.2	1:42.310		55	32.873	106.1	<u>28.958</u>	127.8	<u>38.657</u>		307.7	1:40.488	
21	33.336	102.2	29.440	126.8	39.534		308.6	1:42.310		56	<u>32.462</u>	109.6	29.059	120.0	38.747		309.5	<u>1:40.268</u>	
22	38.077	102.1	31.339	116.1	Pit In		308.6	2:00.212		57	32.593	108.9	35.730	119.6	Pit In		311.2	1:58.334	
23	Pit Out	99.3	30.072	122.9	39.398			6:41.325		58	Pit Out	100.5	30.074	127.2	39.812			21:28.850	
24	32.903	108.7	29.435	118.8	38.877		313.0	1:41.215		59	32.986	102.0	29.103	125.1	39.149		305.1	1:41.238	
25	32.996	101.7	29.116	127.1	38.910		311.2	1:41.022		60	32.742	109.1	29.512	128.0	39.118		302.5	1:41.372	
26	32.830	105.0	29.111	124.6	39.011		313.0	1:40.952		61	32.914	103.6	29.238	125.3	39.075		307.7	1:41.227	
27	33.261	103.8	29.256	124.0	39.674		303.4	1:42.191		62	32.996	105.6	29.283	125.0	39.228		306.8	1:41.507	
28	32.805	107.1	29.178	122.6	38.953		314.0	1:40.936		63	39.760	94.7	34.982	119.5	Pit In		309.5	2:05.004	
29	32.948	105.1	29.751	99.8	Pit In		309.5	<u>1:58.264</u>		64	Pit Out	94.7	30.968	115.9	40.706			21:16.229	
30	Pit Out	94.3	30.686	121.8	40.298			18:51.259		65	33.370	103.3	29.798	120.5	39.493		300.0	1:42.661	
31	33.073	107.4	29.367	118.2	39.184		308.6	1:41.624		66	33.044	105.2	29.409	127.4	39.631		310.3	1:42.084	
32	32.813	103.6	29.303	114.5	39.158		309.5	1:41.274		67	33.081	103.9	29.507	124.3	39.486		305.9	1:42.074	
33	33.005	104.1	29.345	125.3	39.118		309.5	1:41.468		68	33.049	104.7	29.450	121.3	39.450		310.3	1:41.949	
34	32.841	110.7	29.225	119.2	39.252		310.3	1:41.318		69	41.395	91.1	32.434	117.4	Pit In		288.8	2:06.945	
35	33.099	104.2	30.475	99.8	Pit In		310.3	1:57.907		70									



Tests of Aruba.it Racing Ducati

Test Day

29 - 30 January 2024

Laps and Sector Times - Test of Aruba.it Racing - Ducati

Autodromo Internacional Algarve - 4592mtr.

87		Remy Gardner - B1																	
lap	Sect-1	Speed	Sect-2	Speed	Sect-3	Speed	TopSpeed	laptime	pit	lap	Sect-1	Speed	Sect-2	Speed	Sect-3	Speed	Topspeed	laptime	pit
1	Pit Out	86.0	33.103	110.1	41.477			1:52.141		11	33.344	104.4	29.610	120.9	39.771		305.1	1:42.725	
2	34.116	103.1	30.055	114.4	39.533		294.3	1:43.704		12	33.284	110.8	29.862	117.5	39.360		306.8	1:42.506	
3	33.331	102.2	29.497	119.3	39.133		300.8	1:41.961		13	32.956	110.5	29.758	126.3	39.372		308.6	1:42.086	
4	33.279	106.3	29.620	110.5	39.208		301.7	1:42.107		14	33.103	107.0	29.428	121.5	39.991		309.5	1:42.522	
5	32.780	119.1	34.856	119.6	40.646		304.2	1:48.282		15	32.962	110.0	29.486	126.6	39.436		310.3	1:41.884	
6	32.887	108.3	29.404	122.2	39.198		308.6	1:41.489		16	39.464	91.4	31.534	114.4	Pit In		309.5	2:04.587	
7	33.255	107.4	29.667	120.8	39.720		305.9	1:42.642		17	Pit Out	100.6	31.063	123.1	40.792			13:56.284	
8	33.004	104.4	29.399	118.7	39.104		306.8	1:41.507		18	32.712	111.7	29.479	127.2	39.132		311.2	1:41.323	
9	35.458	100.7	31.448	116.4	Pit In		303.4	2:02.497		19	32.735	109.4	29.385	126.0	39.003		307.7	1:41.123	
10	Pit Out	99.8	31.062	118.2	40.258			13:41.682		20	32.836	106.5	30.949	124.3	Pit In		313.0	1:55.555	

95		Tarran Mackenzie																	
lap	Sect-1	Speed	Sect-2	Speed	Sect-3	Speed	TopSpeed	laptime	pit	lap	Sect-1	Speed	Sect-2	Speed	Sect-3	Speed	Topspeed	laptime	pit
1	Pit Out	85.1	39.048	95.7	48.595			6:14.267		2	45.658	85.8	34.671	98.2	47.008		222.2	2:07.337	

97		Xavi Vierge																	
lap	Sect-1	Speed	Sect-2	Speed	Sect-3	Speed	TopSpeed	laptime	pit	lap	Sect-1	Speed	Sect-2	Speed	Sect-3	Speed	Topspeed	laptime	pit
1	Pit Out	90.7	31.583	105.3	41.074			1:55.911		46	33.133	100.6	29.660	119.7	39.340		314.0	1:42.133	
2	34.273	99.0	30.209	113.8	39.962		289.5	1:44.444		47	32.979	112.0	29.673	119.2	39.302		311.2	1:41.954	
3	33.897	103.1	29.950	114.6	39.931		295.9	1:43.778		48	33.257	104.1	29.562	115.5	Pit In		307.7	1:56.951	
4	33.652	105.2	29.821	115.8	39.698		300.8	1:43.171		49	Pit Out	91.1	30.905	113.2	40.073			37:18.915	
5	33.372	107.7	29.720	115.1	39.577		304.2	1:42.669		50	33.328	103.3	29.850	117.4	39.452		310.3	1:42.630	
6	33.616	103.3	29.853	116.0	39.638		304.2	1:43.107		51	33.334	104.0	29.475	122.6	39.415		305.9	1:42.224	
7	33.290	103.3	29.585	119.1	39.348		310.3	1:42.223		52	33.094	105.9	29.630	120.7	39.424		311.2	1:42.148	
8	36.516	93.6	34.574	114.5	Pit In		295.9	2:06.217		53	33.151	105.9	29.524	119.5	Pit In		310.3	1:54.335	
9	Pit Out	95.2	31.642	118.7	40.750			21:03.093		54	Pit Out	96.1	30.430	116.1	39.564			7:37.051	
10	33.480	100.4	29.801	115.1	39.586		307.7	1:42.867		55	32.987	109.8	29.551	118.3	39.062		314.0	1:41.600	
11	33.101	110.4	29.787	120.1	39.557		310.3	1:42.445		56	32.950	103.6	29.417	120.3	39.577		310.3	1:41.944	
12	33.219	103.8	29.702	118.3	39.655		310.3	1:42.576		57	33.208	105.3	29.437	122.2	Pit In		311.2	1:53.918	
13	33.428	103.9	29.528	119.6	40.160		308.6	1:43.116		58	Pit Out	91.8	31.765	110.5	40.584			1:05:19.879	
14	33.690	100.5	32.454	112.4	Pit In		310.3	1:59.552		59	33.898	98.6	30.863	113.7	40.111		305.9	1:44.872	
15	Pit Out	91.3	32.476	102.3	44.974			17:58.065		60	33.778	101.5	30.289	112.7	Pit In		301.7	1:54.483	
16	33.813	100.8	29.930	117.8	40.148		303.4	1:43.891		61	Pit Out	98.3	30.541	114.3	39.665			10:07.523	
17	34.215	100.1	30.036	118.4	39.626		295.9	1:43.877		62	33.233	104.9	29.425	116.0	39.373		312.1	1:42.031	
18	33.415	104.7	29.690	116.8	39.427		305.1	1:42.532		63	33.508	100.8	29.489	118.2	39.363		312.1	1:42.360	
19	33.203	107.1	29.933	114.2	39.786		309.5	1:42.922		64	33.172	105.0	29.613	117.4	39.322		312.1	1:42.107	
20	33.396	105.9	29.716	117.6	Pit In		308.6	1:53.827		65	33.101	105.1	29.468	118.7	39.329		314.0	1:41.898	
21	Pit Out	99.5	30.848	113.7	40.056			10:54.985		66	33.111	106.2	30.372	118.7	Pit In		311.2	1:54.577	
22	33.210	104.5	29.814	116.3	39.759		310.3	1:42.783		67	Pit Out	92.5	30.735	112.7	39.937			16:52.254	
23	33.330	109.9	32.300	114.9	39.801		308.6	1:45.431		68	33.120	105.2	29.462	117.9	39.366		313.0	1:41.948	
24	33.346	102.3	30.796	112.5	41.011		311.2	1:45.153		69	33.318	100.3	29.572	118.9	39.304		313.0	1:42.194	
25	34.163	99.7	30.734	115.9	Pit In		310.3	1:57.661		70	33.076	104.1	29.491	114.8	Pit In		311.2	1:52.439	
26	Pit Out	94.4	30.685	114.5	39.943			9:07.151		71	Pit Out	101.1	30.033	118.0	49.734			7:02.508	
27	33.407	103.9	29.860	118.0	39.657		308.6	1:42.924		72	32.865	107.2	29.230	122.0	39.092		316.7	1:41.187	
28	34.034	98.6	30.907	114.5	Pit In		308.6	1:56.429		73	33.835	100.2	29.899	118.0	39.917		297.5	1:43.651	
29	Pit Out	100.3	30.538	115.0	40.148			8:53.122		74	38.483	98.6	29.693	117.6	39.419		314.0	1:47.595	
30	33.224	105.5	29.646	118.3	39.511		307.7	1:42.381		75	32.803	106.5	29.284	123.7	39.119		314.9	1:41.206	
31	33.740	105.9	29.584	118.9	39.446		290.3	1:42.770		76	33.031	102.9	31.695	115.4	40.335		310.3	1:45.061	



Tests of Aruba.it Racing Ducati

Test Day

29 - 30 January 2024

Laps and Sector Times - Test of Aruba.it Racing - Ducati

Autodromo Internacional Algarve - 4592mtr.

32	33.288	101.9	29.581	114.2	39.566	309.5	1:42.435	77	32.958	103.4	29.711	113.3	44.222	314.9	1:46.891
33	33.218	109.4	29.765	117.8	39.388	307.7	1:42.371	78	32.885	111.3	29.444	119.7	Pit In	304.2	1:52.013
34	35.745	93.2	33.343	110.8	Pit In	307.7	2:01.379	79	Pit Out	93.7	30.304	114.5	39.949		15:07.807
35	Pit Out	91.4	30.988	112.4	40.598		18:56.583	80	33.287	102.4	29.303	119.5	39.231	305.1	1:41.821
36	33.566	100.0	29.862	116.8	39.717	307.7	1:43.145	81	33.063	102.7	29.398	117.9	Pit In	314.0	1:52.020
37	33.555	98.2	29.771	118.6	39.757	308.6	1:43.083	82	Pit Out	100.7	29.958	115.6	39.372		5:37.180
38	33.614	99.2	29.791	117.3	39.644	309.5	1:43.049	83	32.796	110.9	29.325	121.3	<u>38.905</u>	313.0	1:41.026
39	33.430	101.3	29.650	118.7	39.617	307.7	1:42.697	84	32.990	106.9	30.011	119.3	Pit In	310.3	1:52.528
40	35.308	90.3	32.030	110.0	Pit In	305.9	2:00.143	85	Pit Out	95.8	30.018	115.1	39.538		5:29.211
41	Pit Out	96.0	32.898	113.9	39.684		10:50.847	86	32.757	107.7	29.266	117.9	38.906	312.1	1:40.929
42	33.176	104.7	29.601	113.0	39.296	309.5	1:42.073	87	32.723	108.7	29.227	116.3	38.916	314.0	1:40.866
43	33.045	108.3	29.666	116.6	39.241	314.0	1:41.952	88	<u>32.631</u>	107.0	<u>29.187</u>	<u>123.7</u>	38.911	314.0	<u>1:40.729</u>
44	32.913	<u>115.8</u>	32.899	109.9	41.873	310.3	1:47.685	89	38.131	92.8	32.929	106.5	Pit In	294.3	2:03.668
45	32.778	115.5	32.755	115.5	39.532	314.0	1:45.065	90							

99		Adrian Huertas - B2																	
lap	Sect-1	Speed	Sect-2	Speed	Sect-3	Speed	TopSpeed	laptime	pit	lap	Sect-1	Speed	Sect-2	Speed	Sect-3	Speed	Topspeed	laptime	pit
1	Pit Out	95.1	32.597	112.3	42.790			1:59.825		40	34.601	105.7	29.784	122.9	40.399		276.2	1:44.784	
2	36.225	101.0	31.188	119.5	42.334		260.9	1:49.747		41	34.626	105.3	29.839	124.6	40.510		276.2	1:44.975	
3	35.644	102.0	30.605	117.9	41.720		270.7	1:47.969		42	34.402	112.5	30.080	124.9	40.666		274.8	1:45.148	
4	36.766	106.7	31.064	118.0	41.789		272.7	1:49.619		43	34.344	111.6	34.771	120.0	Pit In		274.8	2:04.534	
5	35.269	104.9	30.619	119.9	41.527		273.4	1:47.415		44	Pit Out	104.5	30.066	120.4	40.871			1:39:16.219	
6	35.382	104.2	30.302	117.8	41.562		272.0	1:47.246		45	34.581	104.1	29.826	119.9	40.429		278.4	1:44.836	
7	35.192	107.1	30.383	123.4	41.513		272.7	1:47.088		46	34.665	105.0	30.190	119.6	47.837		279.1	1:52.692	
8	36.520	106.9	31.223	121.2	Pit In		272.7	2:06.610		47	34.630	103.5	29.845	121.2	40.282		276.9	1:44.757	
9	Pit Out	105.0	30.169	114.5	41.777			19:35.735		48	34.945	<u>125.4</u>	39.006	122.2	40.590		275.5	1:54.541	
10	34.691	110.2	30.144	120.5	40.627		272.7	1:45.462		49	34.424	104.4	29.785	116.8	40.207		280.5	1:44.416	
11	34.557	110.4	29.992	123.0	40.571		272.7	1:45.120		50	34.292	105.8	29.791	124.6	40.091		280.5	1:44.174	
12	34.540	111.3	30.071	125.4	40.640		273.4	1:45.251		51	34.609	104.9	29.699	124.3	40.202		276.2	1:44.510	
13	34.647	105.2	29.901	121.5	40.506		272.7	1:45.054		52	35.915	108.3	29.863	122.3	Pit In		275.5	1:58.161	
14	34.768	108.4	29.978	<u>127.8</u>	40.656		273.4	1:45.402		53	Pit Out	104.3	30.292	118.7	40.654			31:36.430	
15	34.583	108.0	29.960	124.1	40.532		273.4	1:45.075		54	34.886	104.0	30.025	118.4	40.425		277.6	1:45.336	
16	34.615	106.6	29.924	123.3	40.498		274.1	1:45.037		55	34.473	105.2	29.927	123.6	40.381		277.6	1:44.781	
17	34.636	105.0	32.370	119.3	Pit In		274.1	2:06.481		56	34.951	108.0	29.855	122.6	40.354		277.6	1:45.160	
18	Pit Out	101.6	30.481	118.6	40.976			28:47.917		57	36.908	107.4	29.925	108.3	Pit In		277.6	2:02.045	
19	34.886	102.3	30.143	122.6	40.796		274.8	1:45.825		58	Pit Out	103.9	29.821	121.1	40.227			27:06.269	
20	35.010	103.6	29.965	120.9	40.752		272.7	1:45.727		59	34.382	109.4	29.939	120.7	40.149		276.9	1:44.470	
21	34.713	107.8	30.079	121.5	40.600		273.4	1:45.392		60	34.653	105.9	29.706	122.6	40.206		276.2	1:44.565	
22	34.440	113.4	30.391	122.7	40.671		276.9	1:45.502		61	34.174	108.0	29.672	122.4	40.392		278.4	1:44.238	
23	34.714	106.4	29.878	120.5	40.568		275.5	1:45.160		62	34.298	112.0	32.692	117.3	40.996		277.6	1:47.986	
24	34.720	104.3	29.828	123.6	41.036		278.4	1:45.584		63	34.261	105.8	29.622	119.7	<u>40.039</u>		279.1	1:43.922	
25	34.622	107.7	30.224	122.3	40.759		276.2	1:45.605		64	37.439	109.9	30.366	122.6	Pit In		<u>281.3</u>	1:58.062	
26	38.147	106.5	31.273	121.5	Pit In		273.4	2:04.905		65	Pit Out	107.5	29.608	123.3	40.313			25:31.587	
27	Pit Out	108.2	30.913	120.1	40.633			24:11.451		66	34.228	105.6	<u>29.474</u>	123.6	40.104		278.4	<u>1:43.806</u>	
28	34.691	105.8	29.928	123.3	40.480		274.1	1:45.099		67	34.287	108.9	29.703	125.6	40.118		278.4	1:44.108	
29	36.022	108.7	29.702	123.9	40.496		274.8	1:46.220		68	<u>34.027</u>	111.5	29.928	120.3	40.140		276.9	1:44.095	
30	34.456	111.3	30.059	125.6	40.569		276.2	1:45.084		69	34.036	108.9	29.882	126.6	40.393		276.2	1:44.311	
31	34.503	108.0	29.765	125.4	40.514		274.8	1:44.782		70	34.099	110.2	29.908	121.9	40.190		276.2	1:44.197	
32	35.084	105.1	32.571	122.0	40.333		275.5	1:47.988		71	34.133	109.6	29.723	122.6	40.092		277.6	1:43.948	
33	35.668	108.8	29.950	123.0	40.627		<u>281.3</u>	1:46.245		72	34.373	111.0	29.845	120.1	40.285		278.4	1:44.503	



Tests of Aruba.it Racing Ducati

Test Day

29 - 30 January 2024

Laps and Sector Times - Test of Aruba.it Racing - Ducati

Autodromo Internacional Algarve - 4592mtr.

34	34.516	109.4	30.283	125.3	Pit In	276.9	2:02.374	73	34.264	107.8	29.743	127.1	40.471	276.2	1:44.478
35	Pit Out	104.1	30.118	122.7	40.687		20:09.582	74	39.670	106.3	30.919	117.1	Pit In	277.6	2:05.676
36	34.884	108.7	30.019	123.0	40.602	278.4	1:45.505	75	Pit Out	106.3	35.242	113.7	Pit In		6:23.179
37	34.758	103.1	29.885	124.7	40.487	276.9	1:45.130	76	Pit Out	105.3	35.917	113.1	Pit In		2:38.746
38	34.524	110.4	30.224	121.8	40.683	276.9	1:45.431	77	Pit Out	95.6	40.097	106.8	Pit In		4:33.130
39	34.704	103.5	29.844	124.1	40.494	275.5	1:45.042	78							

121		Florian Marino - TB																	
lap	Sect-1	Speed	Sect-2	Speed	Sect-3	Speed	TopSpeed	laptime	pit	lap	Sect-1	Speed	Sect-2	Speed	Sect-3	Speed	Topspeed	laptime	pit
1	Pit Out	99.2	34.341	99.4	45.077			1:53.702		10	Pit Out	108.9	38.671	64.2	41.007			5:43.262	
2	34.492	104.4	30.726	118.2	40.385		288.0	1:45.603		11	33.734	107.5	30.030	117.6	39.774		304.2	1:43.538	
3	34.002	103.0	30.291	117.0	39.986		306.8	1:44.279		12	34.429	100.6	31.012	114.9	41.026		301.7	1:46.467	
4	33.840	107.5	30.010	115.6	<u>39.628</u>		302.5	1:43.478		13	33.758	104.2	<u>29.903</u>	<u>123.7</u>	39.662		301.7	<u>1:43.323</u>	
5	35.848	94.1	31.268	114.8	Pit In		299.2	1:59.876		14	33.669	103.9	29.994	117.3	Pit In		306.8	1:50.959	
6	Pit Out	100.7	31.722	103.0	45.258			19:27.711		15	Pit Out	94.7	30.799	114.0	46.029			7:35.849	
7	34.058	105.9	37.322	113.6	39.907		300.0	1:51.287		16	34.112	103.4	30.002	116.9	39.810		302.5	1:43.924	
8	33.587	105.1	29.977	120.1	39.780		302.5	1:43.344		17	<u>33.480</u>	110.1	30.193	119.9	39.887		305.1	1:43.560	
9	33.498	<u>112.9</u>	32.230	116.3	Pit In		305.1	1:55.083		18	36.650	87.2	32.634	111.7	Pit In		<u>307.7</u>	2:04.205	