




FIM MiniGP WORLD SERIES
Valencia, SPAIN
21-23 November 2023



190cc
FIM MiniGP World Final
Race 1 (15 Laps, 13.5 km.)

Classification

No	Rider	Nat	Team	Bike	Tires	Cl.	Laps	Total Time	Gap	Kph	Best Lap		
											Lap	Time	Kph
1	72 Alvaro LUCAS	ESP	MiniGP Spain	O-HVALE			15	10:42.436	-	75.4	13	42.196	76.5
2	67 Lorenzo PRITELLI	ITA	MiniGP Italy	O-HVALE			15	10:42.565	+0.129	75.4	10	42.489	76.0
3	64 Ben WIEGNER	DEU	MiniGP Austria	O-HVALE			15	10:44.341	+1.905	75.2	13	42.468	76.0
4	65 Gabriel VUONO	ITA	MiniGP Italy	O-HVALE			15	10:44.615	+2.179	75.1	14	42.458	76.1
5	66 Edoardo SAVINO	ITA	MiniGP Italy	O-HVALE			15	10:45.118	+2.682	75.1	10	42.442	76.1
6	75 Ryder DAVIS	USA	MiniCUP USA	O-HVALE			15	10:50.450	+8.014	74.5	6	42.669	75.7
7	68 Farish HAFIY	MYS	MiniGP Malaysia	O-HVALE			15	10:50.770	+8.334	74.4	14	42.791	75.5
8	59 Levi RUSSO	AUS	MiniGP Australia	O-HVALE			15	10:52.196	+9.760	74.3	9	42.808	75.4
9	58 Cameron DUNKER	AUS	MiniGP Australia	O-HVALE			15	10:56.360	+13.924	73.8	6	42.979	75.1
10	62 Anina URLASS	DEU	MiniGP Austria	O-HVALE			15	10:57.584	+15.148	73.7	13	42.866	75.3
11	63 Tobias KITZBICHLER	AUT	MiniGP Austria	O-HVALE			15	11:00.835	+18.399	73.3	5	42.870	75.3
12	76 Joshua RAYMOND	USA	MiniCUP USA	O-HVALE			15	11:01.259	+18.823	73.3	11	42.990	75.1
13	73 Edgar SILVEN	ESP	MiniGP Spain	O-HVALE			15	11:09.217	+26.781	72.4	4	43.755	73.8
14	55 Roman DURDIS	CZE	MiniGP Alpe Adria	O-HVALE			14	10:48.002	1 Lap	69.8	5	42.974	75.1
Not classified													
	74 Izan RODRIGUEZ	ESP	MiniGP Spain	O-HVALE			6	4:17.001			4	42.104	76.7

Pole Position:

Izan RODRIGUEZ

Fastest Lap:

Lap4



Izan RODRIGUEZ

42.104

76.7 Kph

Published at:

Track Status: **DRY**

Race Director Carlos Prátola 	Timekeeper: Yaiza Bonet 
---	--

