

4226 m.

GRAN PREMIO RED BULL DI SAN MARINO E DELLA RIVIERA

Qualifying Classification

Rookies Cup

Rider	Nation	Team	Motorcycle	Time	Lap	Total	Gap	Top Speed	
1	27	Rico SALMELA	FIN	Red Bull Rookies - Finland	KTM	1'44.897	6 11		197.8
2	18	Angel PIQUERAS	SPA	Red Bull Rookies - Spain	KTM	1'45.003	4 9	0.106 0.106	197.4
3	83	Alvaro CARPE	SPA	Red Bull Rookies - Spain	KTM	1'45.412	6 11	0.515 0.409	196.7
4	54	Alberto FERRANDEZ	SPA	Red Bull Rookies - Spain	KTM	1'45.444	11 11	0.547 0.032	195.2
5	11	Ruché MOODLEY	RSA	Red Bull Rookies - South Africa	KTM	1'45.603	11 11	0.706 0.159	201.1
6	69	Marcos RUDA	SPA	Red Bull Rookies - Spain	KTM	1'45.696	6 11	0.799 0.093	197.0
7	12	Jacob ROULSTONE	AUS	Red Bull Rookies - Australia	KTM	1'45.712	5 11	0.815 0.016	195.2
8	95	Marco MORELLI	ARG	Red Bull Rookies - Argentina	KTM	1'45.838	3 11	0.941 0.126	196.0
9	94	Guido PINI	ITA	Red Bull Rookies - Italy	KTM	1'46.002	5 11	1.105 0.164	196.7
10	14	Cormac BUCHANAN	NZE	Red Bull Rookies - New Zealand	KTM	1'46.064	11 11	1.167 0.062	196.7
11	28	Máximo QUILES	SPA	Red Bull Rookies - Spain	KTM	1'46.367	9 11	1.470 0.303	200.0
12	81	Lorenz LUCIANO	BEL	Red Bull Rookies - Belgium	KTM	1'46.616	6 11	1.719 0.249	192.8
13	13	Hakim DANISH	MAL	Red Bull Rookies - Malaysia	KTM	1'46.660	11 11	1.763 0.044	195.2
14	93	Arbi ADITAMA	INA	Red Bull Rookies - Indonesia	KTM	1'46.674	5 11	1.777 0.014	193.8
15	78	Jakob ROSENTHALER	AUT	Red Bull Rookies - Austria	KTM	1'46.765	11 11	1.868 0.091	194.5
16	56	Kevin FARKAS	HUN	Red Bull Rookies - Hungary	KTM	1'46.782	5 11	1.885 0.017	200.3
17	57	Danial SHAHRIL	MAL	Red Bull Rookies - Malaysia	KTM	1'46.926	5 11	2.029 0.144	196.0
18	8	Eddie O'SHEA	GBR	Red Bull Rookies - Great Britain	KTM	1'46.973	4 11	2.076 0.047	195.2
19	47	Dodo BOGGIO	ITA	Red Bull Rookies - Italy	KTM	1'46.973	11 11	2.076	196.0
20	50	Carter THOMPSON	AUS	Red Bull Rookies - Australia	KTM	1'47.028	10 11	2.131 0.055	194.9
21	5	Leo RAMMERSTORFER	AUT	Red Bull Rookies - Austria	KTM	1'47.043	5 11	2.146 0.015	198.5
22	2	Amaury MIZERA	FRA	Red Bull Rookies - France	KTM	1'47.214	8 11	2.317 0.171	195.2
23	88	Shinya EZAWA	JPN	Red Bull Rookies - Japan	KTM	1'47.653	10 11	2.756 0.439	193.8
24	25	Alexander ENRIQUEZ	USA	Red Bull Rookies - United States	KTM	1'47.848	11 11	2.951 0.195	195.6
25	23	Rhys STEPHENSON	GBR	Red Bull Rookies - Great Britain	KTM	1'48.324	11 11	3.427 0.476	191.4

Practice condition: Dry

Air: 29°

Humidity: 51%

Ground: 37°

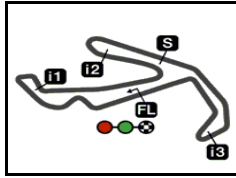
Fastest Lap:	Lap: 6	Rico SALMELA	1'44.897	145 Km/h
Best Race Lap:	2017	Kazuki MASAKI	1'45.265	144.5 Km/h
All Time Lap Record:	2023	Rico SALMELA	1'44.897	145.0 Km/h

The results are provisional until the end of the limit for protest and appeals.

Time limit for protest expires 30' after publication of the results - Time:

DORNA DATA PROCESSING TIMING SERVICE DORNA DATA PROCESSING TIMING SERVICE DORNA DATA PROCESSING TIMING SERVICE DORNA DATA PROCESSING TIMING SERVICE DORNA DATA PROCESSING TIMING SERVICE DORNA DATA PROCESSING TIMING SERVICE DORNA DATA PROCESSING TIMING SERVICE DORNA DATA PROCESSING TIMING SERVICE DORNA DATA PROCESSING TIMING SERVICE DORNA DATA PROCCESSS






4226 m.

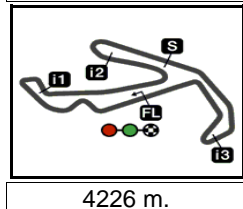
Rookies Cup

GRAN PREMIO RED BULL DI SAN MARINO E DELLA RIVIERA

Qualifying

Fastest Laps Sequence

<i>Practice Time</i>	 <i>Rider</i>	<i>Nation</i>	<i>Motorcycle</i>	<i>Time</i>	<i>Km/h</i>	<i>Rider's Lap</i>
4'01.160	23 Rhys STEPHENSON	GBR	KTM	1'50.242	138.0	2
4'06.718	25 Alexander ENRIQUEZ	USA	KTM	1'49.845	138.5	2
4'12.643	18 Angel PIQUERAS	SPA	KTM	1'46.750	142.5	2
4'18.533	83 Alvaro CARPE	SPA	KTM	1'46.600	142.7	2
4'23.562	54 Alberto FERRANDEZ	SPA	KTM	1'46.474	142.8	2
6'04.292	83 Alvaro CARPE	SPA	KTM	1'45.759	143.8	3
7'55.510	54 Alberto FERRANDEZ	SPA	KTM	1'45.652	143.9	4
7'56.091	18 Angel PIQUERAS	SPA	KTM	1'45.003	144.8	4
11'36.449	27 Rico SALMELA	FIN	KTM	1'44.897	145.0	6



GRAN PREMIO RED BULL DI SAN MARINO E DELLA RIVIERA

RookiesCup

Qualifying

Chronological Analysis of Performances

* Lap / Sector time cancelled

T1 Time from finish line to 1st intermediate

T3 Time from 2nd intermed. to 3rd intermed.

P Crossing the finish line in pit lane

T2 Time from 1st intermed. to 2nd intermed.

T4 Time from 3rd intermediate to finish line

Lap	Lap Time	T1	T2	T3	T4	Speed	Lap	Lap Time	T1	T2	T3	T4	Speed
1st 27 Rico SALMELA Red Bull Rookies - Fin FIN													
		Runs=3	Total laps=11	Full laps=7	Valid laps=6								
1	2'14.957 P	35.758	30.327	30.439	18.501	193.5	4	1'45.652	27.889	25.096	29.417	23.250	193.5
2	1'52.802	33.744	25.561	29.841	23.656	194.9	5	1'48.324 *	27.782	25.236	29.753*	25.553	195.2
3	1'46.015	27.998	25.196	29.411	23.410	195.2	6	1'49.612	27.910	25.350	32.948	23.404	191.1
4	1'45.643 *	27.853	25.057	29.441	23.292*	195.2	7	1'53.268 *	27.771	24.982	31.415*	29.100	194.9
5	1'45.195	27.722	24.953	29.245	23.275	196.3	8	1'52.722	32.347	25.883	30.678	23.814	192.5
6	1'44.897	27.755	24.899	29.126	23.117	197.8	9	1'53.091	28.611	28.875	31.216	24.389	185.2
7	1'54.689	28.436	27.106	30.190	28.957	193.5	10	1'48.135	28.479	25.735	29.923	23.998	193.2
8	1'42.077 P	28.520	25.322	29.665	18.570	196.7	11	1'45.444	27.801	25.055	29.280	23.308	194.9
9	1'52.507	33.937	25.431	29.584	23.555	196.0							
10	1'48.719	29.697	25.439	29.714	23.869	196.3							
11	1'47.930	27.997	26.654	29.747	23.532	196.7							
2nd 18 Angel PIQUERAS Red Bull Rookies - Sp SPA													
		Runs=2	Total laps=9	Full laps=6	Valid laps=5								
1	2'25.893	38.036	35.493	31.320	24.484	185.2							
2	1'46.750	28.037	25.225	30.063	23.425	191.4							
3	1'58.445	28.409	29.594	36.808	23.634	140.9							
4	1'45.003	27.635	24.932	29.269	23.167	195.2							
5	1'51.450 *	27.715	24.882	29.641*	29.212	197.4							
6	1'47.905	28.066	25.991	30.310	23.538	192.5							
7	1'47.169 P	28.151	25.764	30.393	22.861	190.8							
8	1'52.756	33.936	25.559	29.722	23.539	191.4							
9	1'51.462	27.679	25.066	29.510	29.207	191.8							
	unfinished	27.986	26.459			193.5							
3rd 83 Alvaro CARPE Red Bull Rookies - Sp SPA													
		Runs=1	Total laps=11	Full laps=10	Valid laps=10								
1	2'31.933	43.529	27.287	30.011	23.562	191.8							
2	1'46.600	27.946	25.267	29.892	23.495	194.5							
3	1'45.759	27.801	25.037	29.632	23.289	196.7							
4	1'45.842	27.935	25.129	29.557	23.221	192.5							
5	1'45.556	27.710	25.152	29.599	23.095	192.5							
6	1'45.412	27.694	25.102	29.518	23.098	193.5							
7	1'47.299	27.695	24.999	30.264	24.341	194.5							
8	1'45.492	27.757	25.010	29.577	23.148	192.8							
9	1'45.689	27.780	24.936	29.672	23.301	193.5							
10	1'45.582	27.749	25.015	29.515	23.303	193.2							
11	1'46.132	27.849	25.125	29.652	23.506	193.2							
4th 54 Alberto FERRANDE Red Bull Rookies - Sp SPA													
		Runs=1	Total laps=11	Full laps=10	Valid laps=8								
1	2'37.088	38.726	26.270	30.123	23.600	190.1							
2	1'46.474	27.965	25.353	29.749	23.407	191.4							
3	1'46.296	28.138	25.225	29.593	23.340	191.8							
5th 11 Ruché MOODLEY Red Bull Rookies - So RSA													
		Runs=1	Total laps=11	Full laps=10	Valid laps=10								
1	2'33.325	43.387	26.397	30.642	23.733	194.2							
2	1'46.952	28.404	25.477	29.629	23.442	198.8							
3	1'46.562	28.305	25.310	29.590	23.357	198.5							
4	1'46.812	28.479	25.100	29.838	23.395	201.1							
5	1'52.269	33.071	25.423	30.052	23.723	194.9							
6	1'46.027	28.167	25.056	29.493	23.311	197.4							
7	1'59.289	28.537	32.110	30.117	28.525	196.3							
8	1'46.184	28.046	25.277	29.488	23.373	197.8							
9	1'55.101	34.611	26.691	30.043	23.756	194.5							
10	1'46.156	27.966	25.088	29.745	23.357	195.2							
11	1'45.603	27.813	25.047	29.597	23.146	195.6							
6th 69 Marcos RUDA Red Bull Rookies - Sp SPA													
		Runs=2	Total laps=11	Full laps=8	Valid laps=6								
1	2'40.817	45.955	26.520	30.491	24.031	191.8							
2	1'46.787	28.078	25.362	29.771	23.576	193.2							
3	1'46.613	27.981	25.328	29.641	23.663	193.8							
4	1'46.153	27.893	25.252	29.595	23.413	193.2							
5	1'46.285	27.881	25.163	29.467	23.774	196.3							
6	1'45.696	27.837	25.089	29.523	23.247	196.3							
7	1'51.708 P	30.448	27.479	30.702	23.079	194.2							
8	1'52.680	33.839	25.690	29.688	23.463	193.5							
9	1'46.015	27.848	25.187	29.574	23.406	194.2							
10	1'52.600 *	27.851	26.329	32.245*	26.175	181.8							
11	1'47.409 *	27.884	25.256	29.840*	24.429	197.0							
7th 12 Jacob ROULSTONE Red Bull Rookies - Au AUS													
		Runs=1	Total laps=11	Full laps=10	Valid laps=7								
1	2'32.878	40.247	26.878	30.298	23.816	191.1							
2	1'46.810	28.270	25.348	29.707	23.485	195.2							
3	1'47.594	28.109	25.111	29.510	24.864	194.9							
4	1'46.922	28.242	25.328	29.607	23.745	193.8							
5	1'45.712	27.875	25.119	29.545	23.173	195.2							
6	1'53.837 *	27.900	25.320	36.288*	24.329	185.5							
7	1'50.059	27.883	25.264	31.050	25.862	194.2							

Fastest Lap: Rico SALMELA Red Bull Rookies - Fin FIN **1'44.897** 27.755 24.899 29.126 23.117

DORNA DATA PROCESSING TIMING SERVICE DORNA DATA PROCESSING TIMING SERVICE DORNA DATA PROCESSING TIMING SERVICE DORNA DATA PROCESSING TIMING SERVICE DORNA DATA PROCESSING TIMING SERVICE DORNA DATA PROCESSING TIMING SERVICE DORNA DATA PROCESSING TIMING SERVICE DORNA DATA PROCCESSS



Qualifying

RookiesCup

Lap	Lap Time	T1	T2	T3	T4	Speed	Lap	Lap Time	T1	T2	T3	T4	Speed
8	1'58.909 *	38.34*	25.901	30.690	23.974	192.5	8	1'46.750	28.266	25.309	29.670	23.505	195.2
9	1'50.089 *	27.885	25.210	33.134	23.860*	188.8	9	1'46.367	28.204	25.104	29.616	23.443	194.5
10	1'46.063	27.958	25.074	29.665	23.366	193.8	10	1'52.413	29.689	28.274	30.327	24.123	192.5
11	1'45.839	27.920	25.012	29.528	23.379	194.5	11	1'47.492	28.583	25.433	29.684	23.792	194.2

8th 95 Marco MORELLI Red Bull Rookies - Ar ARG							12th 81 Lorenz LUCIANO Red Bull Rookies - Bel BEL						
Runs=1	Total laps=11	Full laps=10		Valid laps=8			Runs=1	Total laps=11	Full laps=10		Valid laps=9		
1	2'39.909	41.295	26.638	30.426	23.864	189.8	1	2'21.883	35.023	29.905	31.166	24.723	187.5
2	1'48.598	28.249	26.501	29.961	23.887	192.5	2	1'51.184	28.674	26.902	31.590	24.018	186.5
3	1'45.838	27.876	25.166	29.539	23.257	193.2	3	1'48.207	28.432	25.798	30.202	23.775	189.8
4	1'47.370	28.126	25.730	30.224	23.290	191.4	4	1'50.919	29.972	26.734	30.444	23.769	190.4
5	1'46.727 *	27.675	25.137	29.618*	24.297	193.8	5	1'47.304	28.165	25.513	30.164	23.462	192.1
6	1'49.890	27.885	26.281	31.817	23.907	190.4	6	1'46.616	28.091	25.304	29.945	23.276	192.8
7	1'47.361	27.740	25.079	29.642	24.900	196.0	7	1'53.490	27.870	29.341	30.715	25.564	190.4
8	2'00.640 *	37.08*	26.753	32.031	24.773	187.1	8	1'48.114	28.193	25.816	30.565	23.540	189.1
9	1'47.434	27.742	25.368	30.388	23.936	194.9	9	1'48.912	28.127	25.620	31.499	23.666	187.1
10	1'46.520	28.145	25.189	29.871	23.315	193.2	10	1'46.805 *	27.933	25.315	29.914	23.643*	191.1
11	1'48.154	27.903	25.081	30.915	24.255	193.2	11	1'46.761	28.041	25.201	30.131	23.388	191.1

9th 94 Guido PINI Red Bull Rookies - Ital ITA							13th 13 Hakim DANISH Red Bull Rookies - Ma MAL						
Runs=1	Total laps=11	Full laps=10		Valid laps=6			Runs=1	Total laps=11	Full laps=10		Valid laps=8		
1	2'32.239	38.632	29.338	32.686	25.159	181.5	1	2'23.629	35.745	28.428	31.527	25.485	191.8
2	1'47.317	28.346	25.549	29.891	23.531	193.2	2	1'52.475	29.130	27.943	31.264	24.138	192.8
3	1'46.761	28.083	25.398	29.562	23.718	194.9	3	1'48.612	28.922	25.789	30.231	23.670	192.1
4	1'46.915	28.105	25.518	29.848	23.444	196.7	4	1'47.747	28.202	25.757	30.113	23.675	192.5
5	1'46.002	28.029	25.079	29.505	23.389	194.9	5	1'48.107	28.505	25.730	29.964	23.908	193.5
6	1'52.328 *	27.936	27.100	31.867	25.425*	172.8	6	1'48.743 *	28.370	25.656	30.547*	24.170	194.5
7	1'56.830 *	28.084	25.384	30.910*	32.452*	186.5	7	1'58.719	29.281	29.998	30.920	28.520	190.8
8	1'51.548	28.582	28.319	30.618	24.029	190.1	8	1'50.079	29.070	26.287	31.054	23.668	191.8
9	1'46.479 *	27.916	25.536	29.579	23.448*	193.2	9	1'53.062 *	28.443	25.559	30.501*	28.559	189.8
10	1'50.637	28.038	25.410	33.515	23.674	174.1	10	1'54.609	31.838	29.157	30.000	23.614	194.2
11	1'45.944 *	27.996	25.103	29.628	23.217*	192.8	11	1'46.660	28.179	25.281	29.756	23.444	195.2

10th 14 Cormac BUCHANA Red Bull Rookies - Ne NZE							14th 93 Arbi ADITAMA Red Bull Rookies - Ind INA						
Runs=2	Total laps=11	Full laps=8		Valid laps=8			Runs=1	Total laps=11	Full laps=10		Valid laps=10		
1	2'22.639	35.222	30.801	30.209	25.795	193.5	1	2'34.882	41.279	26.721	31.787	23.935	191.8
2	1'56.375	28.421	26.957	36.963	24.034	174.7	2	1'47.760	28.137	26.100	29.970	23.553	191.8
3	1'46.819	28.252	25.298	29.679	23.590	195.2	3	1'51.554	28.950	26.757	31.859	23.988	170.6
4	1'46.756	28.446	25.362	29.656	23.292	195.2	4	1'48.719	30.057	25.346	29.908	23.408	192.8
5	1'46.597	28.218	25.220	29.586	23.573	196.7	5	1'46.674	28.253	25.255	29.883	23.283	192.1
6	1'48.333	28.153	25.248	29.812	25.120	192.5	6	1'47.860	28.399	25.249	30.796	23.416	188.1
7	1'56.604	27.908	29.953	31.052	27.691	193.2	7	1'54.322	30.562	26.240	30.248	27.272	192.8
8	1'49.495 P	28.184	27.139	33.254	20.918	163.1	8	1'48.926	28.288	26.187	30.810	23.641	192.8
9	1'52.256	33.706	25.385	29.781	23.384	195.2	9	1'55.905	28.762	27.298	34.530	25.315	183.6
10	1'48.793	28.869	26.758	29.491	23.675	195.6	10	1'50.299	28.151	25.181	30.228	26.739	192.8
11	1'46.064	27.997	25.114	29.680	23.273	192.5	11	1'47.621	28.154	25.365	30.061	24.041	193.8

11th 28 Máximo QUILES Red Bull Rookies - Sp SPA							15th 78 Jakob ROSENTHAL Red Bull Rookies - Au AUT						
Runs=1	Total laps=11	Full laps=10		Valid laps=8			Runs=2	Total laps=11	Full laps=8		Valid laps=7		
1	2'33.238	43.309	26.849	30.247	23.826	195.2	1	2'23.568	34.930	29.334	30.930	24.865	190.4
2	1'46.812	28.375	25.456	29.475	23.506	196.7	2	1'52.253	28.751	26.272	33.184	24.046	172.5
3	1'46.653	28.388	25.262	29.483	23.520	197.4	3	1'47.584	28.522	25.511	29.912	23.639	193.2
4	1'46.375	28.116	25.234	29.584	23.441	200.0	4	1'49.411	29.145	26.507	30.122	23.637	192.1
5	1'52.791 *	32.91*	25.901	30.090	23.887	194.2	5	1'46.862	28.294	25.417	29.679	23.472	193.8
6	1'49.253 *	30.02*	25.636	29.931	23.661*	197.0	6	1'47.024	28.356	25.441	29.781	23.446	191.8
7	1'54.636	28.245	26.338	30.519	29.534	192.1	7	1'52.172 P	31.46*	27.004	31.502	22.200	194.5

Fastest Lap: Rico SALMELA Red Bull Rookies - Fin FIN **1'44.897** 27.755 24.899 29.126 23.117

DORNA DATA PROCESSING TIMING SERVICE DORNA DATA PROCESSING TIMING SERVICE DORNA DATA PROCESSING TIMING SERVICE DORNA DATA PROCESSING TIMING SERVICE DORNA DATA PROCESSING TIMING SERVICE DORNA DATA PROCESSING TIMING SERVICE DORNA DATA PROCESSING TIMING SERVICE DORNA DATA PROCCESSS



Qualifying

RookiesCup

Lap	Lap Time	T1	T2	T3	T4	Speed	Lap	Lap Time	T1	T2	T3	T4	Speed
8	1'53.456	33.817	25.891	30.098	23.650	190.4	8	1'54.610	30.738	29.171	30.589	24.112	196.0
9	1'47.485	28.223	25.804	29.941	23.517	190.1	9	1'53.000 *	28.497	26.679	33.831*	23.993	180.3
10	1'48.995 *	28.095	25.476	30.701*	24.723	190.1	10	1'47.739	28.780	25.358	29.937	23.664	193.8
11	1'46.765	<u>28.071</u>	<u>25.317</u>	29.896	23.481	191.4	11	1'46.973	<u>28.266</u>	<u>25.272</u>	<u>29.814</u>	23.621	194.2

16th **56** **Kevin FARKAS** Red Bull Rookies - Hu HUN
 Runs=1 Total laps=11 Full laps=10 Valid laps=7

1	2'24.024	35.464	29.021	30.878	24.876	194.2
2	1'50.381	29.013	25.692	31.990	23.686	191.8
3	1'47.582	28.440	25.554	30.026	23.562	195.6
4	1'52.387 *	31.99*	25.851	30.349	24.197*	<u>200.3</u>
5	1'46.782	28.268	25.281	<u>29.736</u>	<u>23.497</u>	198.1
6	1'48.147	28.743	25.470	30.075	23.859	196.3
7	2'03.124 *	31.61*	33.978	30.543	26.989	195.2
8	1'48.564	28.593	25.679	30.513	23.779	197.8
9	1'54.282	28.467	26.740	35.247	23.828	197.0
10	1'47.246 *	28.456	25.380	29.931	23.479*	196.3
11	1'47.323	<u>28.239</u>	<u>25.214</u>	29.921	23.949	198.5

20th **50** **Carter THOMPSON** Red Bull Rookies - Au AUS
 Runs=1 Total laps=11 Full laps=10 Valid laps=7

1	2'24.574	35.112	31.723	30.870	25.144	192.5
2	1'51.108	28.647	25.620	32.816	24.025	191.8
3	1'47.130	28.488	25.360	29.839	<u>23.443</u>	194.2
4	1'53.025 *	32.533	26.699	30.117	23.676*	192.5
5	1'47.658	28.486	25.466	29.780	23.926	193.8
6	1'47.694	28.521	25.593	29.909	23.671	194.5
7	1'54.002 *	28.583	25.495	31.910	28.014*	190.8
8	1'48.319	28.321	25.398	30.297	24.303	191.1
9	1'59.689 *	34.23*	29.312	32.267*	23.876	189.4
10	1'47.028	<u>28.146</u>	25.231	29.929	23.722	193.2
11	1'47.257	28.499	<u>25.123</u>	<u>29.634</u>	24.001	<u>194.9</u>

17th **57** **Danial SHAHRIL** Red Bull Rookies - Ma MAL
 Runs=1 Total laps=11 Full laps=10 Valid laps=10

1	2'26.521	34.844	32.086	31.163	24.223	189.4
2	1'48.483	28.295	25.542	29.941	24.705	193.5
3	1'54.541	34.754	25.795	30.024	23.968	192.5
4	1'46.964	28.361	<u>25.278</u>	29.608	23.717	194.5
5	1'46.926	28.240	25.390	<u>29.552</u>	23.744	<u>196.0</u>
6	1'47.545	28.226	25.555	29.759	24.005	194.9
7	2'02.488	35.964	25.644	30.427	30.453	194.9
8	1'48.377	28.483	25.519	30.587	23.788	189.8
9	1'52.485	<u>28.166</u>	29.023	31.288	24.008	195.2
10	1'50.846	28.575	28.969	29.799	<u>23.503</u>	194.5
11	1'46.945	28.193	25.430	29.787	23.535	194.2

21st **5** **Leo RAMMERSTOR** Red Bull Rookies - Au AUT
 Runs=1 Total laps=11 Full laps=10 Valid laps=6

1	2'22.102	34.760	30.440	30.605	24.695	193.2
2	1'53.145	28.752	27.906	32.460	24.027	171.1
3	1'51.898	28.590	25.573	31.214	26.521	191.1
4	1'47.973	28.914	25.492	30.053	<u>23.514</u>	193.5
5	1'47.043	<u>28.072</u>	<u>25.423</u>	<u>29.969</u>	23.579	<u>198.5</u>
6	1'49.607 *	28.411	25.664	30.347	25.185*	192.5
7	1'53.488 *	28.514	25.637	31.126	28.211*	197.4
8	1'54.145	28.591	26.565	35.017	23.972	192.8
9	1'50.229	28.883	25.783	30.323	25.240	191.1
10	1'52.412 *	28.637	25.999	34.177*	23.599	193.2
11	1'48.089 *	28.171	25.491	30.042*	24.385	194.5

18th **8** **Eddie O'SHEA** Red Bull Rookies - Gr GBR
 Runs=2 Total laps=11 Full laps=8 Valid laps=7

1	2'24.276	35.199	29.757	30.770	26.398	194.5
2	1'53.173	28.645	25.652	34.851	24.025	191.1
3	1'47.385	28.376	25.467	30.109	<u>23.433</u>	194.5
4	1'46.973	28.255	25.446	<u>29.638</u>	23.634	194.9
5	1'48.909	28.330	26.970	30.053	23.556	<u>195.2</u>
6	1'48.243 *	28.438	25.457	30.179*	24.169	192.5
7	1'50.061	28.258	25.578	30.930	25.295	188.1
8	1'49.253	28.665	26.035	30.759	23.794	189.8
9	1'47.243	<u>28.136</u>	<u>25.279</u>	30.318	23.510	191.1
10	1'42.500 P	28.750	25.846	30.607	17.297	191.1
11	1'52.504	33.519	25.522	29.945	23.518	193.5

22nd **2** **Amaury MIZERA** Red Bull Rookies - Fr FRA
 Runs=1 Total laps=11 Full laps=10 Valid laps=5

1	2'23.379	34.415	29.631	30.980	25.073	190.4
2	1'54.618	28.730	26.181	34.345	25.362	156.2
3	1'47.739	28.551	25.326	29.949	23.913	193.8
4	1'48.814 *	29.44*	25.623	29.953	23.794	193.5
5	1'47.449 *	28.418	25.480	29.719*	23.832	194.5
6	1'47.702	28.176	25.446	29.947	24.133	<u>195.2</u>
7	2'00.402	28.642	26.655	35.147	29.958	188.4
8	1'47.214	28.281	25.304	<u>29.833</u>	23.796	192.1
9	1'56.824 *	29.82*	29.812	33.160	24.023*	194.9
10	1'47.508 *	28.388	25.196	30.178*	<u>23.746</u>	194.9
11	1'47.093 *	<u>28.066</u>	<u>25.160</u>	29.992	23.875*	194.9

19th **47** **Dodo BOGGIO** Red Bull Rookies - Ital ITA
 Runs=1 Total laps=11 Full laps=10 Valid laps=8

1	2'22.996	35.884	28.824	30.853	25.279	194.2
2	1'53.507	28.939	26.789	33.732	24.047	170.0
3	1'49.054 *	28.908	25.672	30.446*	24.028	193.2
4	1'47.927	28.617	25.516	30.071	23.723	194.5
5	1'47.561	28.502	25.549	29.895	<u>23.615</u>	194.5
6	1'49.330	28.352	25.311	30.201	25.466	195.6
7	1'55.515	29.778	26.612	31.279	27.846	195.2

23rd **88** **Shinya EZAWA** Red Bull Rookies - Ja JPN
 Runs=1 Total laps=11 Full laps=10 Valid laps=5

1	2'25.064	36.010	30.400	30.987	25.033	191.4
2	1'48.887	28.603	25.932	30.491	23.861	192.1
3	1'47.892	28.280	25.736	29.989	23.887	190.8
4	1'56.097 *	28.971	32.672	30.684	23.770*	191.8
5	1'48.953 *	28.34*	25.997	30.222	24.394*	193.5
6	1'48.208 *	28.554	25.726	30.051	23.877*	192.5
7	1'50.977	28.738	26.553	30.731	24.955	191.8

Fastest Lap: Rico SALMELA Red Bull Rookies - Fin FIN **1'44.897** 27.755 24.899 29.126 23.117

DORNA DATA PROCESSING TIMING SERVICE DORNA DATA PROCESSING TIMING SERVICE DORNA DATA PROCESSING TIMING SERVICE DORNA DATA PROCESSING TIMING SERVICE DORNA DATA PROCESSING TIMING SERVICE DORNA DATA PROCESSING TIMING SERVICE DORNA DATA PROCESSING TIMING SERVICE DORNA DATA PROCCESSS



Qualifying

RookiesCup

Lap	Lap Time	T1	T2	T3	T4	Speed	Lap	Lap Time	T1	T2	T3	T4	Speed
8	1'54.631 *	29.822	30.056	30.626	24.127*	193.8							
9	1'56.623	28.582	26.646	35.701	25.694	191.4							
10	1'47.653	28.340	25.631	29.924	23.758	191.8							
11	1'47.342 *	28.195	25.780	29.769	23.598*	193.5							

24th 25 Alexander ENRIQUE Red Bull Rookies - Un USA
 Runs=1 Total laps=11 Full laps=10 Valid laps=7

1	2'16.873	35.869	26.928	30.550	24.362	192.1							
2	1'49.845	29.206	26.194	30.399	24.046	191.1							
3	1'49.108 *	28.973	25.779	30.242*	24.114	192.8							
4	1'51.940	29.170	28.571	30.232	23.967	192.5							
5	1'59.057 *	29.213	34.682	30.761	24.401*	193.8							
6	1'54.602	28.411	31.124	31.021	24.046	193.2							
7	1'51.685	28.864	26.703	30.242	25.876	195.2							
8	1'51.643 *	28.553	27.947	31.189*	23.954	193.8							
9	1'49.125	28.810	25.771	30.358	24.186	195.6							
10	1'53.800	28.897	30.469	30.593	23.841	193.5							
11	1'47.848	28.555	25.620	29.931	23.742	195.2							

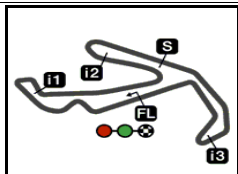
25th 23 Rhys STEPHENSON Red Bull Rookies - Gr GBR
 Runs=1 Total laps=11 Full laps=10 Valid laps=10

1	2'10.918	34.777	26.880	31.025	24.457	188.4							
2	1'50.242	29.187	26.198	30.649	24.208	188.8							
3	1'49.893	28.953	26.167	30.609	24.164	189.8							
4	1'49.130	28.992	25.750	30.339	24.049	190.1							
5	1'49.294	28.895	25.908	30.460	24.031	189.4							
6	1'48.768	28.577	25.715	30.627	23.849	190.1							
7	1'48.883	28.752	25.782	30.406	23.943	190.4							
8	1'48.730	28.782	25.702	30.288	23.958	191.4							
9	1'48.830	28.795	25.680	30.460	23.895	190.4							
10	1'50.073	29.146	26.120	30.496	24.311	189.8							
11	1'48.324	28.721	25.598	30.311	23.694	190.8							

Fastest Lap: Rico SALMELA Red Bull Rookies - Fin FIN **1'44.897** 27.755 24.899 29.126 23.117

DORNA DATA PROCESSING TIMING SERVICE DORNA DATA PROCESSING TIMING SERVICE DORNA DATA PROCESSING TIMING SERVICE DORNA DATA PROCESSING TIMING SERVICE DORNA DATA PROCESSING TIMING SERVICE DORNA DATA PROCESSING TIMING SERVICE DORNA DATA PROCESSING TIMING SERVICE DORNA DATA PROCESSING TIMING SERVICE DORNA DATA PROCESSING TIMING SERVICE DORNA DATA PROCESSING TIMING SERVICE DORNA DATA PROCESSING





4226 m.

GRAN PREMIO RED BULL DI SAN MARINO E DELLA RIVIERA

Official Starting Grid

RookiesCup

Race : 15 laps = 63.39 km

9

25
1'48.324
23 Rhys STEPHENSON
KTM

The results are provisional until the end of the limit for protest and appeals and until the ratification of the Event Management Committee.

Time limit for protest expires 60' at the latest after publication of the results - Time:

DORNA DATA PROCESSING TIMING SERVICE DORNA DATA PROCESSING TIMING SERVICE DORNA DATA PROCESSING TIMING SERVICE DORNA DATA PROCESSING TIMING SERVICE DORNA DATA PROCESSING TIMING SERVICE DORNA DATA PROCESSING TIMING SERVICE DORNA DATA PROCESSING TIMING SERVICE DORNA DATA PROCESSING TIMING SERVICE DORNA DATA PROCESSING TIMING SERVICE DORNA DATA PROCESSING TIMING SERVICE DORNA DATA PROCESSING TIMING SERVICE DORNA DATA PROCEESSS

