


4348 m.

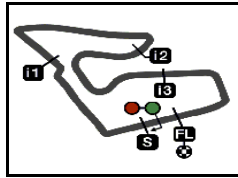
CryptoDATA MOTORRAD GRAND PRIX VON ÖSTERREICH**Race Nr.1****Classification after 16 laps = 69.568 km****Rookies Cup**

Pos			Rider	Nation	Team	Motorcycle	Total Time	Km/h	Gap
1	25	83	Alvaro CARPE	SPA	Red Bull Rookies - Spain	KTM	28'15.059	147.7	
2	20	18	Angel PIQUERAS	SPA	Red Bull Rookies - Spain	KTM	28'15.247	147.7	0.188
3	16	27	Rico SALMELA	FIN	Red Bull Rookies - Finland	KTM	28'15.290	147.7	0.231
4	13	28	Máximo QUILES	SPA	Red Bull Rookies - Spain	KTM	28'15.372	147.7	0.313
5	11	69	Marcos RUDA	SPA	Red Bull Rookies - Spain	KTM	28'17.345	147.5	2.286
6	10	14	Cormac BUCHANAN	NZE	Red Bull Rookies - New Zealand	KTM	28'21.867	147.4	6.808
7	9	57	Danial SHAHRIL	MAL	Red Bull Rookies - Malaysia	KTM	28'25.151	146.8	10.092
8	8	11	Ruché MOODLEY	RSA	Red Bull Rookies - South Africa	KTM	28'28.370	146.5	13.311
9	7	67	Casey O'GORMAN	IRL	Red Bull Rookies - Ireland	KTM	28'28.411	146.5	13.352
10	6	95	Marco MORELLI	ARG	Red Bull Rookies - Argentina	KTM	28'29.489	146.5	14.430
11	5	81	Lorenz LUCIANO	BEL	Red Bull Rookies - Belgium	KTM	28'29.815	146.4	14.756
12	4	56	Kevin FARKAS	HUN	Red Bull Rookies - Hungary	KTM	28'29.881	146.4	14.822
13	3	54	Alberto FERRANDEZ	SPA	Red Bull Rookies - Spain	KTM	28'32.582	146.4	17.523
14	2	78	Jakob ROSENTHALER	AUT	Red Bull Rookies - Austria	KTM	28'33.160	146.1	18.101
15	1	47	Dodo BOGGIO	ITA	Red Bull Rookies - Italy	KTM	28'37.705	145.8	22.646
16		93	Arbi ADITAMA	INA	Red Bull Rookies - Indonesia	KTM	28'37.733	145.7	22.674
17		8	Eddie O'SHEA	GBR	Red Bull Rookies - Great Britain	KTM	28'37.871	145.7	22.812
18		94	Guido PINI	ITA	Red Bull Rookies - Italy	KTM	28'37.908	145.7	22.849
19		50	Carter THOMPSON	AUS	Red Bull Rookies - Australia	KTM	28'38.493	145.7	23.434
20		13	Hakim DANISH	MAL	Red Bull Rookies - Malaysia	KTM	28'39.993	145.6	24.934
21		5	Leo RAMMERSTORFER	AUT	Red Bull Rookies - Austria	KTM	28'40.011	145.6	24.952
22		88	Shinya EZAWA	JPN	Red Bull Rookies - Japan	KTM	28'46.624	145.0	31.565
23		2	Amaury MIZERA	FRA	Red Bull Rookies - France	KTM	28'49.726	144.7	34.667
24		23	Rhys STEPHENSON	GBR	Red Bull Rookies - Great Britain	KTM	29'39.634	140.7	1'24.575
Not classified									
		25	Alexander ENRIQUEZ	USA	Red Bull Rookies - United States	KTM	1'56.142	134.7	15 laps
Not finished first lap									
		12	Jacob ROULSTONE	AUS	Red Bull Rookies - Australia	KTM			

The results are provisional until the end of the limit for protest and appeals.

Time limit for protest expires 30' after publication of the results - Time:

DORNA DATA PROCESSING TIMING SERVICE DORNA DATA PROCESSING TIMING SERVICE DORNA DATA PROCESSING TIMING SERVICE DORNA DATA PROCESSING TIMING SERVICE DORNA DATA PROCESSING TIMING SERVICE DORNA DATA PROCESSING TIMING SERVICE DORNA DATA PROCESSING TIMING SERVICE DORNA DATA PROCESSING TIMING SERVICE DORNA DATA PROCESSING TIMING SERVICE DORNA DATA PROCESSING TIMING SERVICE DORNA DATA



4348 m.

CryptoDATA MOTORRAD GRAND PRIX VON ÖSTERREICH

Race Nr.1

Classification after 16 laps = 69.568 km

RookiesCup

Pos	Rider	Nation	Team	Motorcycle	Total Time	Km/h	Gap
-----	-------	--------	------	------------	------------	------	-----

Race condition: Dry

Air: 31°

Humidity: 39%

Ground: 35°

Pole Position:

Fastest Lap:

Best Race Lap:

All Time Lap Record:

		Rico SALMELA	1'45.534	148.3 Km/h
Lap 15		Máximo QUILES	1'45.118	148.9 Km/h
2022		Angel PIQUERAS	1'44.635	149.5 Km/h
2022		Angel PIQUERAS	1'44.635	149.5 Km/h

16:50'00

17:00'00

17:02'50

17:03'55 Jacob ROULSTONE

17:04'22 Ruché MOODLEY

17:04'37

17:06'01 Alexander ENRIQUEZ

17:08'41 Ruché MOODLEY

17:09'14 Dodo BOGGIO

17:10'46 Lorenz LUCIANO

17:10'50 Amaury MIZERA

17:12'38 Cormac BUCHANAN

17:14'04 Shinya EZAWA

17:17'53 Amaury MIZERA

17:18'09 Guido PINI

17:19'05 Marco MORELLI

17:19'43 Leo RAMMERSTORFER

17:21'03 Alberto FERRANDEZ

17:21'20 Amaury MIZERA

17:21'47 Guido PINI

17:22'45 Rhys STEPHENSON

17:23'01 Amaury MIZERA

17:23'14 Guido PINI

17:24'08 Jakob ROSENTHALER

17:24'58 Amaury MIZERA

17:25'48 Dodo BOGGIO

17:26'51 Hakim DANISH

17:27'37 Cormac BUCHANAN

17:28'46 Dodo BOGGIO

17:29'55 Alberto FERRANDEZ

17:32'52 Alberto FERRANDEZ

17:32'52 Cormac BUCHANAN

SIGHTING LAP START

WARM UP LAP START

RACE START

crashed out - Rider OK

double long lap penalty

No jump starts

crashed out - Rider OK

double long lap penalty - COMPLETED

track limits warning

track limits warning

track limits warning

track limits warning

track limits warning

long lap penalty due to exceeding track limit

track limits warning

track limits warning

track limits warning

track limits warning

long lap penalty - COMPLETED

long lap penalty due to exceeding track limit

track limits warning

long lap penalty due to exceeding track limit

long lap penalty - COMPLETED

track limits warning

long lap penalty - COMPLETED

long lap penalty due to exceeding track limit

track limits warning

long lap penalty due to exceeding track limit

long lap penalty - COMPLETED

long lap penalty due to exceeding track limit

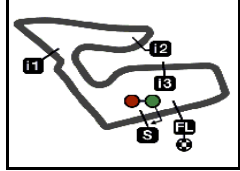
3 seconds penalty - insufficient time to complete long lap penalty

3 seconds penalty - insufficient time to complete long lap penalty

The results are provisional until the end of the limit for protest and appeals.

Time limit for protest expires 30' after publication of the results - Time:

DORNA DATA PROCESSING TIMING SERVICE DORNA DATA PROCESSING TIMING SERVICE DORNA DATA PROCESSING TIMING SERVICE DORNA DATA PROCESSING TIMING SERVICE DORNA DATA PROCESSING TIMING SERVICE DORNA DATA PROCESSING TIMING SERVICE DORNA DATA PROCESSING TIMING SERVICE DORNA DATA PROCESSING TIMING SERVICE DORNA DATA PROCESSING TIMING SERVICE DORNA DATA PROCESSING TIMING SERVICE DORNA DATA PROCESSING TIMING SERVICE DORNA DATA PROCCESSS



4348 m.

RookiesCup

CryptoDATA MOTORRAD GRAND PRIX VON ÖSTERREICH

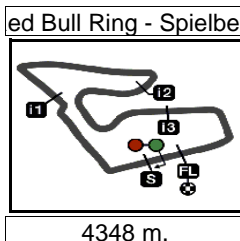
Race Nr.1

Top Speed & Average



Rider	Nation	Motorcycle	Top 5 speeds					Average	Top
95 Marco MORELLI	ARG	KTM	209.3	208.0	208.0	208.0	207.4	207.9	209.3
56 Kevin FARKAS	HUN	KTM	208.6	207.4	206.3	206.3	205.7	206.5	208.6
28 Máximo QUILES	SPA	KTM	208.0	207.4	206.8	206.8	206.8	207.2	208.0
11 Ruché MOODLEY	RSA	KTM	207.4	207.4	205.7	204.5	204.5	205.7	207.4
47 Dodo BOGGIO	ITA	KTM	207.4	207.4	206.3	206.3	206.3	206.7	207.4
50 Carter THOMPSON	AUS	KTM	207.4	206.8	206.8	206.8	205.7	206.5	207.4
69 Marcos RUDA	SPA	KTM	207.4	207.4	205.1	203.9	203.3	204.4	207.4
2 Amaury MIZERA	FRA	KTM	206.8	206.3	206.3	205.1	205.1	205.8	206.8
5 Leo RAMMERSTORFER	AUT	KTM	206.8	206.3	205.1	205.1	205.1	205.7	206.8
8 Eddie O'SHEA	GBR	KTM	206.8	205.1	205.1	205.1	205.1	205.4	206.8
94 Guido PINI	ITA	KTM	206.8	206.8	205.7	205.7	205.1	206.0	206.8
57 Danial SHAHRIL	MAL	KTM	206.3	205.1	204.5	203.9	203.9	204.6	206.3
78 Jakob ROSENTHALER	AUT	KTM	206.3	206.3	205.7	205.7	205.7	205.9	206.3
81 Lorenz LUCIANO	BEL	KTM	206.3	205.7	205.1	205.1	204.5	205.3	206.3
13 Hakim DANISH	MAL	KTM	205.7	205.7	205.7	205.1	205.1	205.5	205.7
14 Cormac BUCHANAN	NZE	KTM	205.7	205.7	205.7	205.1	204.5	205.0	205.7
18 Angel PIQUERAS	SPA	KTM	205.7	205.7	205.1	205.1	204.5	205.1	205.7
25 Alexander ENRIQUEZ	USA	KTM	205.7					205.7	205.7
54 Alberto FERRANDEZ	SPA	KTM	205.7	205.7	205.1	204.5	204.5	205.0	205.7
88 Shinya EZAWA	JPN	KTM	205.7	205.1	203.9	203.3	202.8	204.2	205.7
93 Arbi ADITAMA	INA	KTM	205.7	205.1	204.5	202.8	202.8	204.2	205.7
27 Rico SALMELA	FIN	KTM	204.5	204.5	204.5	203.9	202.2	203.6	204.5
67 Casey O'GORMAN	IRL	KTM	204.5	204.5	203.9	203.9	203.3	203.7	204.5
83 Alvaro CARPE	SPA	KTM	202.8	202.2	201.6	201.6	201.1	201.5	202.8
23 Rhys STEPHENSON	GBR	KTM	201.1	200.0	197.8	197.2	196.7	198.6	201.1





* Lap / Sector time cancelled

T1 Time from finish line to 1st intermediate

T3 Time from 2nd intermed. to 3rd intermed.

P Crossing the finish line in pit lane

T2 Time from 1st intermed. to 2nd intermed.

T4 Time from 3rd intermediate to finish line

Lap	Lap Time	T1	T2	T3	T4	Speed	Lap	Lap Time	T1	T2	T3	T4	Speed
1st 83 Alvaro CARPE Red Bull Rookies - Sp SPA Runs=1 Total laps=16 Full laps=15 Valid laps=14							7	1'45.743	29.465	29.921	27.118	19.239	200.0
1	1'49.845	33.106	30.223	27.241	19.275		8	1'45.496	29.340	29.844	27.230	19.082	204.5
2	1'46.194	29.565	30.215	27.136	19.278	200.0	9	1'46.271	29.851	30.126	27.252	19.042	196.7
3	1'46.460	29.731	30.319	27.120	19.290	200.0	10	1'45.697	29.674	29.855	27.066	19.102	202.2
4	1'45.894	29.345	30.175	27.235	19.139	200.0	11	1'45.500	29.453	29.953	27.014	19.080	201.6
5	1'45.619	29.298	30.045	27.092	19.184	201.1	12	1'45.307	29.410	29.933	27.028	18.936	202.2
6	1'45.507	29.264	29.999	27.036	19.208	201.1	13	1'45.370	29.388	29.917	27.061	19.004	198.3
7	1'45.669	29.236	30.086	27.148	19.199	200.0	14	1'45.428	29.609	29.893	27.050	18.876	198.3
8	1'45.568	29.220	29.942	27.183	19.223	201.6	15	1'45.440	29.321	29.932	27.114	19.073	200.0
9	1'46.193	29.636	30.129	27.229	19.199	201.1	16	1'45.497	29.324	30.080	27.034	19.059	204.5
10	1'45.757 *	29.249	30.138	27.251*	19.119	201.1	4th 28 Máximo QUILES Red Bull Rookies - Sp SPA Runs=1 Total laps=16 Full laps=15 Valid laps=14						
11	1'45.469	29.190	30.063	27.086	19.130	202.2	1	1'50.610	33.943	30.498	27.122	19.047	
12	1'45.315	29.254	29.974	27.092	18.995	201.1	2	1'46.311	29.804	30.076	27.138	19.293	208.0
13	1'45.404	29.225	30.044	27.048	19.087	201.1	3	1'45.869	29.560	30.042	27.012	19.255	203.9
14	1'45.419	29.182	29.992	27.140	19.105	200.5	4	1'46.296	29.747	30.282	27.080	19.187	206.8
15	1'45.415	29.139	30.064	27.157	19.055	201.6	5	1'45.927	29.490	30.205	27.127	19.105	204.5
16	1'45.331	29.200	30.036	27.069	19.026	202.8	6	1'45.307 *	29.315	30.008	26.969	19.015*	205.1
2nd 18 Angel PIQUERAS Red Bull Rookies - Sp SPA Runs=1 Total laps=16 Full laps=15 Valid laps=13							7	1'45.365	29.298	30.012	26.980	19.075	205.7
1	1'50.487	33.638	30.516	27.308	19.025		8	1'45.502	29.400	30.062	26.965	19.075	206.3
2	1'45.741	29.517	30.043	27.192	18.989	203.9	9	1'46.156	29.616	30.364	27.076	19.100	206.3
3	1'46.385	29.441	30.384	27.374	19.186	203.9	10	1'45.741	29.534	30.047	27.062	19.098	207.4
4	1'45.850 *	29.370	30.219	27.144*	19.117	203.9	11	1'45.811	29.535	30.196	27.039	19.041	206.8
5	1'45.782 *	29.347	30.106	27.165*	19.164	202.8	12	1'45.278	29.241	30.032	26.955	19.050	204.5
6	1'45.444	29.315	30.007	26.985	19.137	205.7	13	1'45.451	29.165	30.049	27.112	19.125	206.3
7	1'45.686	29.473	29.975	27.244	18.994	203.3	14	1'45.422	29.331	30.060	26.992	19.039	205.1
8	1'45.547	29.417	29.979	27.174	18.977	205.1	15	1'45.118	29.173	29.961	26.910	19.074	206.3
9	1'46.206	29.557	30.180	27.488	18.981	203.9	16	1'45.208	29.228	30.044	26.924	19.012	206.8
10	1'45.723	29.298	30.092	27.234	19.099	204.5	5th 69 Marcos RUDA Red Bull Rookies - Sp SPA Runs=1 Total laps=16 Full laps=15 Valid laps=14						
11	1'45.508	29.527	29.999	27.033	18.949	203.9	1	1'51.422	34.363	30.894	27.027	19.138	
12	1'45.494	29.413	30.071	27.072	18.938	204.5	2	1'46.483	29.895	30.499	26.993	19.096	207.4
13	1'45.235	29.218	30.038	27.054	18.925	205.1	3	1'46.215	29.795	30.229	27.111	19.080	207.4
14	1'45.399	29.434	30.070	26.986	18.909	203.9	4	1'46.032	29.608	30.208	27.115	19.101	203.3
15	1'45.422	29.307	29.927	27.055	19.133	205.7	5	1'45.527	29.433	30.101	27.009	18.984	202.8
16	1'45.338	29.315	29.953	27.031	19.039	203.9	6	1'45.683	29.438	30.249	26.979	19.017	205.1
3rd 27 Rico SALMELA Red Bull Rookies - Fin FIN Runs=1 Total laps=16 Full laps=15 Valid laps=15							7	1'45.700	29.454	30.140	27.165	18.941	203.3
1	1'49.866	33.177	30.282	27.304	19.103		8	1'45.657	29.389	30.058	27.175	19.035	203.3
2	1'46.208	29.561	30.278	27.149	19.220	201.6	9	1'45.731	29.389	30.161	27.181	19.000	203.3
3	1'46.416	29.401	30.437	27.281	19.297	201.6	10	1'45.388	29.325	30.019	27.059	18.985	203.3
4	1'46.119	29.715	30.105	27.067	19.232	196.1	11	1'45.529	29.350	30.168	27.057	18.954	203.3
5	1'45.514	29.344	30.137	26.994	19.039	203.9	12	1'45.430	29.347	30.122	27.006	18.955	202.2
6	1'45.418	29.355	29.889	27.039	19.135	204.5	13	1'45.673	29.392	30.187	27.082	19.012	203.9
							14	1'45.621	29.392	30.113	27.110	19.006	202.2

Fastest Lap: Máximo QUILES

Red Bull Rookies - Sp SPA

1'45.118

29.173

29.961

26.910

19.074

DORNA DATA PROCESSING TIMING SERVICE DORNA DATA PROCESSING TIMING SERVICE DORNA DATA PROCESSING TIMING SERVICE DORNA DATA PROCESSING TIMING SERVICE DORNA DATA PROCESSING TIMING SERVICE DORNA DATA PROCESSING TIMING SERVICE DORNA DATA PROCESSING TIMING SERVICE DORNA DATA PROCESSING TIMING SERVICE DORNA DATA PROCCESSS

Race Nr.1

RookiesCup

Lap	Lap Time	T1	T2	T3	T4	Speed	Lap	Lap Time	T1	T2	T3	T4	Speed
15	1'45.630 *	29.326	30.135*	27.128	19.041	202.2	14	1'45.692	29.505	30.026	27.136	19.025	203.3
16	1'45.624	29.371	30.068	27.082	19.103	202.8	15	1'45.879	29.569	30.050	27.219	19.041	203.3
6th 14 Cormac BUCHANA Red Bull Rookies - Ne NZE Runs=1 Total laps=16 Full laps=15 Valid laps=12							9th 67 Casey O'GORMAN Red Bull Rookies - Irel IRL Runs=1 Total laps=16 Full laps=15 Valid laps=13						
1	1'51.272	34.465	30.628	27.097	19.082		1	1'53.760	35.426	31.656	27.399	19.279	
2	1'46.125 *	29.69*	30.296	27.127	19.008	205.7	2	1'46.997	30.075	30.731	27.300	18.891	203.9
3	1'46.086	29.558	30.242	27.210	19.076	203.3	3	1'46.671	29.934	30.473	27.162	19.102	203.9
4	1'46.162	29.591	30.416	27.168	18.987	202.8	4	1'46.714	29.884	30.368	27.020	19.442	202.8
5	1'45.793 *	29.48*	30.313	27.111*	18.888	202.8	5	1'46.314	29.621	30.324	27.102	19.267	202.8
6	1'46.002	29.474	30.240	27.156	19.132	203.3	6	1'46.291 *	29.520	30.363	27.293	19.115*	203.3
7	1'45.702	29.455	30.207	27.064	18.976	204.5	7	1'46.616	29.794	30.260	27.309	19.253	198.3
8	1'45.637	29.473	30.088	27.085	18.991	205.1	8	1'46.704	29.624	30.408	27.388	19.284	204.5
9	1'45.751	29.481	30.158	27.097	19.015	204.5	9	1'46.582 *	29.646	30.578	27.178*	19.180	203.3
10	1'45.365	29.371	30.036	27.041	18.917	205.7	10	1'46.404	29.765	30.511	27.127	19.001	201.1
11	1'45.696	29.551	30.172	27.064	18.909	204.5	11	1'46.142	29.665	30.423	27.136	18.918	201.6
12	1'45.527	29.293	30.159	27.121	18.954	205.7	12	1'46.142	29.665	30.423	27.136	18.918	201.6
13	1'45.561 *	29.336	30.219	27.117*	18.889	204.5	13	1'45.791	29.515	30.296	27.034	18.946	203.3
14	1'45.645	29.379	30.204	27.137	18.925	203.9	14	1'46.041	29.579	30.390	26.971	19.101	203.3
15	1'46.031	29.367	30.252	27.295	19.117	204.5	15	1'45.999	29.512	30.516	27.062	18.909	204.5
16	1'46.512	29.542	30.391	27.385	19.194	202.8	16	1'45.470	29.247	30.316	26.970	18.937	203.3
7th 57 Danial SHAHRIL Red Bull Rookies - Ma MAL Runs=1 Total laps=16 Full laps=15 Valid laps=15							10th 95 Marco MORELLI Red Bull Rookies - Ar ARG Runs=1 Total laps=16 Full laps=15 Valid laps=12						
1	1'51.222	34.136	30.592	27.277	19.217		1	1'54.347	34.807	32.316	27.661	19.563	
2	1'46.595	29.990	30.403	27.090	19.112	202.8	2	1'48.027	30.436	31.110	27.211	19.270	206.8
3	1'46.426	30.001	30.289	27.037	19.099	203.9	3	1'46.786	30.106	30.632	27.024	19.024	206.8
4	1'46.169	29.703	30.249	27.178	19.039	204.5	4	1'46.421 *	29.66*	30.413	27.264	19.080	206.3
5	1'45.722	29.659	30.093	26.961	19.009	202.8	5	1'46.312 *	29.82*	30.348	27.091	19.050	202.2
6	1'45.436	29.396	30.127	26.926	18.987	202.8	6	1'46.287	29.938	30.402	26.988	18.959	203.3
7	1'46.103	29.638	30.237	27.177	19.051	206.3	7	1'46.062	29.657	30.365	26.920	19.120	205.1
8	1'45.712	29.476	30.155	27.110	18.971	203.9	8	1'46.691	30.050	30.440	27.009	19.192	208.0
9	1'45.402	29.438	30.059	26.968	18.937	203.9	9	1'46.470 *	29.69*	30.613	27.079	19.088	209.3
10	1'45.665	29.530	30.091	26.941	19.103	205.1	10	1'46.837	29.861	30.763	26.994	19.219	206.3
11	1'47.269	29.903	30.944	27.305	19.117	202.2	11	1'46.038	29.581	30.345	27.053	19.059	208.0
12	1'46.331	29.639	30.376	27.156	19.160	201.1	12	1'45.619	29.412	30.219	27.025	18.963	207.4
13	1'46.844	29.744	30.473	27.491	19.136	200.5	13	1'46.024	29.611	30.417	27.104	18.892	207.4
14	1'46.860	29.846	30.503	27.374	19.137	201.6	14	1'45.495	29.360	30.328	26.891	18.916	204.5
15	1'46.631	29.803	30.377	27.264	19.187	200.0	15	1'45.985	29.465	30.525	26.991	19.004	208.0
16	1'46.764	29.776	30.410	27.441	19.137	200.5	16	1'46.088	29.801	30.215	26.944	19.128	207.4
8th 11 Ruché MOODLEY Red Bull Rookies - So RSA Runs=1 Total laps=16 Full laps=15 Valid laps=13							11th 81 Lorenz LUCIANO Red Bull Rookies - Bel BEL Runs=1 Total laps=16 Full laps=15 Valid laps=12						
1	1'50.389	33.557	30.547	27.243	19.042		1	1'53.595	35.244	31.461	27.467	19.423	
2	1'46.573	30.245	30.175	27.044	19.109	203.3	2	1'46.680 *	29.824	30.416	27.222	19.218*	203.3
3	1'49.917	33.456	30.252	27.147	19.062	204.5	3	1'46.516 *	29.78*	30.314	27.278	19.136	200.5
4	1'49.605	32.881	30.471	27.184	19.069	204.5	4	1'47.320 *	29.640	30.406	27.633	19.641*	199.4
5	1'45.534	29.586	30.086	26.936	18.926	205.7	5	1'46.584	29.969	30.464	26.959	19.192	201.1
6	1'45.554	29.574	30.060	27.107	18.813	203.9	6	1'46.501	29.817	30.437	27.054	19.193	204.5
7	1'46.100	29.730	30.060	26.936	19.374	204.5	7	1'46.430	29.819	30.148	27.075	19.388	205.1
8	1'46.599	30.100	30.530	27.091	18.878	207.4	8	1'46.836	29.937	30.636	27.247	19.016	205.1
9	1'46.393	29.793	30.406	27.142	19.052	207.4	9	1'46.474	29.731	30.427	27.198	19.118	206.3
10	1'46.183	29.867	30.101	27.069	19.146	203.9	10	1'46.258	29.743	30.482	27.047	18.986	205.7
11	1'46.068 *	29.679	30.064	27.249	19.076*	203.9	11	1'45.939	29.664	30.183	27.061	19.031	203.9
12	1'45.807 *	29.57*	30.100	27.187	18.944	203.3	12	1'45.714	29.447	30.269	27.012	18.986	202.8
13	1'46.027	29.680	30.166	27.127	19.054	202.8							

Fastest Lap: Máximo QUILES

Red Bull Rookies - Sp SPA

1'45.118

29.173

29.961

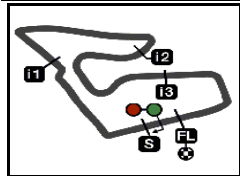
26.910

19.074

DORNA DATA PROCESSING TIMING SERVICE DORNA DATA PROCESSING TIMING SERVICE DORNA DATA PROCESSING TIMING SERVICE DORNA DATA PROCESSING TIMING SERVICE DORNA DATA PROCESSING TIMING SERVICE DORNA DATA PROCESSING TIMING SERVICE DORNA DATA PROCCESSS



Spielberg, Saturday, August 19, 2023



4348 m.

CryptoDATA MOTORRAD GRAND PRIX VON ÖSTERREICH

Official Starting Grid

RookiesCup

Race : 16 laps = 69.568 km



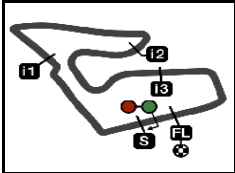
1	1 1'45.534 27 Rico SALMELA KTM	2 1'45.627 28 Máximo QUILES KTM	3 1'46.048 18 Angel PIQUERAS KTM
2	4 1'46.122 83 Alvaro CARPE KTM	5 1'46.247 11 Ruché MOODLEY KTM	6 1'46.256 12 Jacob ROULSTONE KTM
3	7 1'46.453 57 Danial SHAHRIL KTM	8 1'46.510 69 Marcos RUDA KTM	9 1'46.541 81 Lorenz LUCIANO KTM
4	10 1'46.554 14 Cormac BUCHANAN KTM	11 1'46.594 95 Marco MORELLI KTM	12 1'46.656 54 Alberto FERRANDEZ KTM
5	13 1'46.681 13 Hakim DANISH KTM	14 1'46.722 56 Kevin FARKAS KTM	15 1'46.880 2 Amaury MIZERA KTM
6	16 1'46.979 78 Jakob ROSENTHALER KTM	17 1'46.992 5 Leo RAMMERSTORFER KTM	18 1'47.036 8 Eddie O'SHEA KTM
7	19 1'47.131 67 Casey O'GORMAN KTM	20 1'47.171 50 Carter THOMPSON KTM	21 1'47.194 47 Dodo BOGGIO KTM
8	22 1'47.281 93 Arbi ADITAMA KTM	23 1'47.625 88 Shinya EZAWA KTM	24 1'48.317 23 Rhys STEPHENSON KTM

The results are provisional until the end of the limit for protest and appeals and until the ratification of the Event Management Committee.

Time limit for protest expires 60' at the latest after publication of the results - Time:

DORNA DATA PROCESSING TIMING SERVICE DORNA DATA PROCESSING TIMING SERVICE DORNA DATA PROCESSING TIMING SERVICE DORNA DATA PROCESSING TIMING SERVICE DORNA DATA PROCESSING TIMING SERVICE DORNA DATA PROCESSING TIMING SERVICE DORNA DATA PROCESSING TIMING SERVICE DORNA DATA PROCESSING TIMING SERVICE DORNA DATA PROCESSING TIMING SERVICE DORNA DATA PROCESSING TIMING SERVICE DORNA DATA PROCESSING TIMING SERVICE DORNA DATA PROCCCESS





4348 m.

CryptoDATA MOTORRAD GRAND PRIX VON ÖSTERREICH

Official Starting Grid

RookiesCup

Race : 16 laps = 69.568 km

9

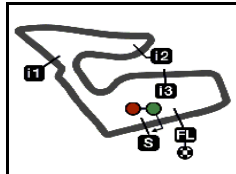
25
1'48.920
94 Guido PINI
KTM

26
1'48.952
25 Alexander ENRIQUEZ
KTM

The results are provisional until the end of the limit for protest and appeals and until the ratification of the Event Management Committee.

Time limit for protest expires 60' at the latest after publication of the results - Time:

DORNA DATA PROCESSING TIMING SERVICE DORNA DATA PROCESSING TIMING SERVICE DORNA DATA PROCESSING TIMING SERVICE DORNA DATA PROCESSING TIMING SERVICE DORNA DATA PROCESSING TIMING SERVICE DORNA DATA PROCESSING TIMING SERVICE DORNA DATA PROCESSING TIMING SERVICE DORNA DATA PROCEESSS



4348 m.

RookiesCup

CryptoDATA MOTORRAD GRAND PRIX VON ÖSTERREICH

Race Nr.1

Lap Chart

Pos	1	2	3	4	5	6	7	8	9	10	11	12	13	14	15	16	17	18	19	20	21	22	23	24	25	26
Grid	27	28	18	83	11	12	57	69	81	14	95	54	13	56	2	78	5	8	67	50	47	93	88	23	94	25

1	83	27	11	18	28	57	14	69	56	81	54	67	78	47	94	50	95	13	93	8	2	5	88	23	25
2	83	27	18	28	11	14	57	69	81	54	56	67	94	47	78	50	13	95	93	8	5	2	88	23	25
3	27	83	18	28	14	69	57	81	11	54	56	67	94	47	78	50	95	93	8	13	2	5	88	23	25
4	83	18	27	28	14	69	57	54	94	56	81	67	78	47	95	50	93	11	8	2	13	5	88	23	25
5	83	27	18	28	14	69	57	94	54	67	56	81	47	78	95	50	11	93	8	2	13	5	88	23	25
6	83	27	18	28	69	14	57	94	67	54	56	81	47	11	78	95	50	93	8	2	13	5	88	23	25
7	83	27	18	28	69	14	57	54	94	67	56	81	11	47	78	95	50	8	93	2	5	13	88	23	25
8	83	27	18	28	69	14	57	56	67	54	11	81	94	78	47	95	50	93	8	2	5	88	13	23	25
9	83	27	18	28	69	14	57	56	67	11	54	81	94	78	95	47	50	2	93	8	5	88	13	23	25
10	83	27	18	28	69	14	57	56	11	67	81	54	94	47	78	95	50	2	93	8	5	13	88	23	25
L	11	83	27	18	28	69	14	57	11	81	67	56	54	94	47	78	95	50	93	8	5	13	88	2	23
a	12	83	27	18	28	69	14	57	11	81	67	56	54	47	95	78	50	94	93	8	13	5	88	2	23
P	13	83	27	18	28	69	14	57	11	81	67	56	54	95	47	78	50	94	93	8	13	5	88	2	23
S	14	83	27	18	28	69	14	57	11	81	67	56	54	95	78	47	94	50	93	8	5	13	88	2	23
	15	83	27	18	28	69	14	57	11	67	81	54	56	95	78	47	94	93	50	8	5	13	88	2	23
	16	83	18	27	28	69	14	57	11	67	95	54	81	56	78	47	93	8	94	50	13	5	88	2	23

Winner Lapped rider

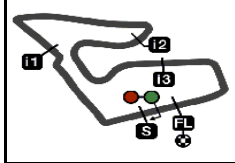
DORNA DATA PROCESSING TIMING SERVICE DORNA DATA PROCESSING TIMING SERVICE DORNA DATA PROCESSING TIMING SERVICE DORNA DATA PROCESSING TIMING SERVICE DORNA DATA PROCESSING TIMING SERVICE DORNA DATA PROCESSING TIMING SERVICE DORNA DATA PROCESSING TIMING SERVICE DORNA DATA PROCESSING TIMING SERVICE DORNA DATA PROCESSING TIMING SERVICE DORNA DATA PROCCESSS



Num	Lap Time	Gap	Num	Lap Time	Gap
54	1'45.802	11.965	28	1'45.118	0.436
47	1'45.879	12.335	69	1'45.630	1.993
95	1'45.619	12.407	14	1'46.031	2.627
78	1'46.143	12.877	57	1'46.631	8.659
50	1'47.250	15.334	11	1'45.879	12.592
94	1'50.441	16.744	67	1'45.470	12.768
93	1'46.677	18.979	81	1'46.129	13.272
8	1'46.874	19.289	54	1'45.788	13.402
13	1'46.722	19.593	56	1'46.074	13.554
5	1'47.133	19.655	95	1'45.985	13.673
88	1'47.757	20.763	78	1'46.810	16.639
2	1'46.638	22.896	47	1'51.246	21.282
23	1'52.266	1'01.150	94	1'47.195	21.307
Lap 13					
83	1'45.404		8	1'46.249	21.534
27	1'45.370	0.031	5	1'46.568	23.258
18	1'45.235	0.194	13	1'46.425	23.358
28	1'45.451	0.730	88	1'47.742	28.721
69	1'45.673	1.576	2	1'47.037	32.784
14	1'45.561	1.785	23	1'50.154	1'20.790
57	1'46.844	6.002	Lap 16		
11	1'46.027	11.855	83	1'45.331	
81	1'46.099	12.052	18	1'45.338	0.188
67	1'46.041	12.133	27	1'45.497	0.231
56	1'45.930	12.328	28	1'45.208	0.313
54	1'45.904	12.465	69	1'45.624	2.286
95	1'46.024	13.027	14	1'46.512	3.808
47	1'46.732	13.663	57	1'46.764	10.092
78	1'46.408	13.881	11	1'46.050	13.311
50	1'47.184	17.114	67	1'45.915	13.352
94	1'46.858	18.198	95	1'46.088	14.430
93	1'46.207	19.782	54	1'46.452	14.523
8	1'46.116	20.001	81	1'46.815	14.756
13	1'46.583	20.772	56	1'46.599	14.822
5	1'46.659	20.910	78	1'46.793	18.101
88	1'48.368	23.727	47	1'46.695	22.646
2	1'51.706	29.198	93	1'46.696	22.674
23	1'52.043	1'07.789	8	1'46.609	22.812
Lap 14					
83	1'45.419		94	1'46.873	22.849
27	1'45.428	0.040	50	1'47.386	23.434
18	1'45.399	0.174	13	1'46.907	24.934
28	1'45.422	0.733	5	1'47.025	24.952
69	1'45.621	1.778	88	1'48.175	31.565
14	1'45.645	2.011	2	1'47.214	34.667
57	1'46.860	7.443	23	1'49.116	1'24.575
11	1'45.692	12.128	Lap 15		
81	1'45.925	12.558	83	1'45.415	
67	1'45.999	12.713	27	1'45.440	0.065
56	1'45.986	12.895	18	1'45.422	0.181
54	1'45.983	13.029	<input type="checkbox"/> Lapped rider		
95	1'45.495	13.103	DORNA DATA PROCESSING TIMING SERVICE DORNA DATA PROCESSING TIMING SERVICE DORNA DATA PROCESSING TIMING SERVICE DORNA DATA PROCESSING TIMING SERVICE DORNA DATA		
78	1'46.782	15.244	PROCESSING TIMING SERVICE DORNA DATA PROCESSING TIMING SERVICE DORNA DATA PROCESSING TIMING SERVICE DORNA DATA PROCESSING TIMING SERVICE DORNA DATA		
47	1'47.207	15.451	PROCESSING TIMING SERVICE DORNA DATA PROCESSING TIMING SERVICE DORNA DATA PROCESSING TIMING SERVICE DORNA DATA		
94	1'46.748	19.527	PROCESSING TIMING SERVICE DORNA DATA PROCESSING TIMING SERVICE DORNA DATA PROCESSING TIMING SERVICE DORNA DATA		
50	1'47.839	19.534	PROCESSING TIMING SERVICE DORNA DATA PROCESSING TIMING SERVICE DORNA DATA PROCESSING TIMING SERVICE DORNA DATA		
93	1'45.940	20.303	PROCESSING TIMING SERVICE DORNA DATA PROCESSING TIMING SERVICE DORNA DATA PROCESSING TIMING SERVICE DORNA DATA		
8	1'46.118	20.700	PROCESSING TIMING SERVICE DORNA DATA PROCESSING TIMING SERVICE DORNA DATA PROCESSING TIMING SERVICE DORNA DATA		
5	1'46.614	22.105	PROCESSING TIMING SERVICE DORNA DATA PROCESSING TIMING SERVICE DORNA DATA PROCESSING TIMING SERVICE DORNA DATA		
13	1'46.995	22.348	PROCESSING TIMING SERVICE DORNA DATA PROCESSING TIMING SERVICE DORNA DATA PROCESSING TIMING SERVICE DORNA DATA		
88	1'48.086	26.394	PROCESSING TIMING SERVICE DORNA DATA PROCESSING TIMING SERVICE DORNA DATA PROCESSING TIMING SERVICE DORNA DATA		
2	1'47.383	31.162	PROCESSING TIMING SERVICE DORNA DATA PROCESSING TIMING SERVICE DORNA DATA PROCESSING TIMING SERVICE DORNA DATA		
23	1'53.681	1'16.051	PROCESSING TIMING SERVICE DORNA DATA PROCESSING TIMING SERVICE DORNA DATA PROCESSING TIMING SERVICE DORNA DATA		

DORNA DATA PROCESSING TIMING SERVICE DORNA DATA PROCESSING TIMING SERVICE DORNA DATA PROCESSING TIMING SERVICE DORNA DATA PROCESSING TIMING SERVICE DORNA DATA





4348 m.

RookiesCup

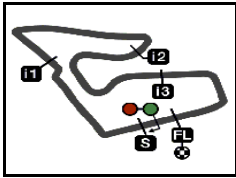
CryptoDATA MOTORRAD GRAND PRIX VON ÖSTERREICH

After the Race Nr.1

Event Best Maximum Speed

	Rider	Nation	Team	Motorcycle	Km/h	
95	Marco MORELLI	ARG	Red Bull Rookies - Argentina	KTM	209.3	Race Nr.1
56	Kevin FARKAS	HUN	Red Bull Rookies - Hungary	KTM	208.6	Race Nr.1
28	Máximo QUILES	SPA	Red Bull Rookies - Spain	KTM	208.0	Race Nr.1
50	Carter THOMPSON	AUS	Red Bull Rookies - Australia	KTM	207.4	Race Nr.1
47	Dodo BOGGIO	ITA	Red Bull Rookies - Italy	KTM	207.4	Race Nr.1
11	Ruché MOODLEY	RSA	Red Bull Rookies - South Africa	KTM	207.4	Race Nr.1
69	Marcos RUDA	SPA	Red Bull Rookies - Spain	KTM	207.4	Race Nr.1
2	Amaury MIZERA	FRA	Red Bull Rookies - France	KTM	206.8	Race Nr.1
5	Leo RAMMERSTORFER	AUT	Red Bull Rookies - Austria	KTM	206.8	Race Nr.1
8	Eddie O'SHEA	GBR	Red Bull Rookies - Great Britain	KTM	206.8	Race Nr.1
94	Guido PINI	ITA	Red Bull Rookies - Italy	KTM	206.8	Race Nr.1
57	Danial SHAHRIL	MAL	Red Bull Rookies - Malaysia	KTM	206.3	Race Nr.1
78	Jakob ROSENTHALER	AUT	Red Bull Rookies - Austria	KTM	206.3	Race Nr.1
81	Lorenz LUCIANO	BEL	Red Bull Rookies - Belgium	KTM	206.3	Race Nr.1
93	Arbi ADITAMA	INA	Red Bull Rookies - Indonesia	KTM	205.7	Race Nr.1
12	Jacob ROULSTONE	AUS	Red Bull Rookies - Australia	KTM	205.7	Qualifying
13	Hakim DANISH	MAL	Red Bull Rookies - Malaysia	KTM	205.7	Race Nr.1
14	Cormac BUCHANAN	NZE	Red Bull Rookies - New Zealand	KTM	205.7	Race Nr.1
18	Angel PIQUERAS	SPA	Red Bull Rookies - Spain	KTM	205.7	Race Nr.1
54	Alberto FERRANDEZ	SPA	Red Bull Rookies - Spain	KTM	205.7	Race Nr.1
25	Alexander ENRIQUEZ	USA	Red Bull Rookies - United States	KTM	205.7	Race Nr.1
88	Shinya EZAWA	JPN	Red Bull Rookies - Japan	KTM	205.7	Race Nr.1
83	Alvaro CARPE	SPA	Red Bull Rookies - Spain	KTM	205.1	Practice Nr. 1
67	Casey O'GORMAN	IRL	Red Bull Rookies - Ireland	KTM	204.5	Race Nr.1
27	Rico SALMELA	FIN	Red Bull Rookies - Finland	KTM	204.5	Race Nr.1
23	Rhys STEPHENSON	GBR	Red Bull Rookies - Great Britain	KTM	203.3	Qualifying





4348 m.

2023 Riders Performance

(Qualifying Position - Starting Position - Race Position)

Rider	Points	POR	POR	SPA	SPA	FRA	FRA	ITA	ITA	NED	NED	AUT	AUT	RSM	RSM						
1 PIQUERAS Angel	248	1	1	3	3	4	4	1	1	1	1	3									
		1-1	1-1	3-1	3-2	4-1	4-1	1-4	1-2	1-1	1-1	3-2	-	-	-	-	-	-	-	-	-
2 CARPE Alvaro	142	7	7	10	10	8	8	11	11	6	6	4									
		7-2	7-6	10-4	10-3	8-6	8-NC	11-6	11-8	6-2	6-6	4-1	-	-	-	-	-	-	-	-	-
3 QUILES Máximo	123	9	9	1	1	7	7	2	2	2	2	2									
		9-21	9-11	1-3	1-1	7-4	7-10	2-NC	2-1	26-NL	2-2	2-4	-	-	-	-	-	-	-	-	-
4 SALMELA Rico	107	6	6	11	11	2	2	6	6	3	3	1									
		6-3	6-5	11-5	11-5	2-2	2-NC	6-12	6-4	3-20	3-11	1-3	-	-	-	-	-	-	-	-	-
5 FERRANDEZ Alberto	106	5	5	7	7	16	16	7	7	14	14	12									
		5-6	5-NC	7-7	7-9	16-7	16-3	7-1	7-5	14-11	14-5	12-13	-	-	-	-	-	-	-	-	-
6 ROULSTONE Jacob	100	20	20	4	4	9	9	3	3	10	10	6									
		20-13	20-9	4-2	4-6	9-11	9-6	3-7	3-9	10-4	10-3	6-NL	-	-	-	-	-	-	-	-	-
7 O'GORMAN Casey	97	3	3	9	9	10	10	10	10	5	5	19									
		3-4	3-4	9-10	9-7	10-NL	10-NC	10-2	10-NC	5-3	5-4	19-9	-	-	-	-	-	-	-	-	-
8 MORELLI Marco	82	18	18	2	2	1	1	16	16	4	4	11									
		18-11	18-7	2-11	2-4	1-13	1-4	16-3	16-12	4-16	4-8	11-10	-	-	-	-	-	-	-	-	-
9 RUDA Marcos	75	19	19	14	14	11	11	8	8	13	13	8									
		19-7	19-2	14-14	14-12	11-NL	11-15	8-14	8-7	13-8	13-7	8-5	-	-	-	-	-	-	-	-	-
10 DANISH Hakim	67	8	8	17	17	12	12	14	14	7	7	13									
		8-5	8-3	16-9	16-11	12-9	12-NC	23-NC	14-6	7-5	7-NC	13-20	-	-	-	-	-	-	-	-	-
11 MOODLEY Ruché	60	2	2	6	6	13	13			15	15	5									
		2-8	2-NC	6-6	6-8	13-3	13-NC	-	-	15-6	15-NC	5-8	-	-	-	-	-	-	-	-	-
12 PINI Guido	59	14	14	12	12	3	3	4	4	9	9	25									
		14-12	14-NC	12-8	12-NC	3-5	3-2	4-NC	4-3	9-NC	9-NC	25-18	-	-	-	-	-	-	-	-	-
13 ADITAMA Arbi	44	21	21	8	8	17	17	19	19	11	11	22									
		21-15	21-12	8-13	8-18	17-14	17-7	19-5	19-11	11-13	11-10	22-16	-	-	-	-	-	-	-	-	-

NC=Not classified NL=Not finished first lap NP=Not started race re-start N2=Not finished first lap race re-start EX=Excluded NS=Not Started DS=Disqualified

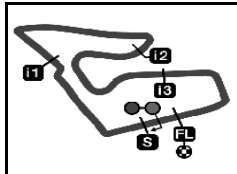
DORNA DATA PROCESSING TIMING SERVICE DORNA DATA PROCESSING TIMING SERVICE DORNA DATA PROCESSING TIMING SERVICE DORNA DATA PROCESSING TIMING SERVICE DORNA DATA PROCESSING TIMING SERVICE DORNA DATA PROCESSING TIMING SERVICE DORNA DATA PROCESSING TIMING SERVICE DORNA DATA PROCESSING TIMING SERVICE DORNA DATA PROCESSING TIMING SERVICE DORNA DATA PROCESSING TIMING SERVICE DORNA DATA PROCCEESSS



	Rider	Points	POR	POR	SPA	SPA	FRA	FRA	ITA	ITA	NED	NED	AUT	AUT	RSM	RSM					
14	BUCHANAN Cormac	41	15	15	15	15	6	6	5	5	12	12	10								
			15-14	15-NC	15-15	15-14	6-8	6-5	5-NC	5-NC	12-NC	12-9	10-6	-	-	-	-	-	-	-	-
15	SHAHRIL Danial	39	11	11	16	16			17	17	16	16	7								
			11-9	11-10	-NS	-NS	-	-	17-8	17-14	16-9	16-16	7-7	-	-	-	-	-	-	-	-
16	LUCIANO Lorenz	37	4	4	13	13	14	14					9								
			4-10	4-8	13-16	13-10	14-12	14-8	-	-	-	-	9-11	-	-	-	-	-	-	-	
17	FARKAS Kevin	24	13	13	20	20	19	19	20	20	19	19	14								
			13-NC	13-14	19-18	19-19	19-17	19-NC	20-11	20-16	19-7	19-12	14-12	-	-	-	-	-	-	-	
18	ROSENTHALER Jakob	20	17	17	19	19	20	20	13	13	18	18	16								
			17-17	17-17	18-12	18-17	20-16	20-12	13-NC	13-10	18-15	18-13	16-14	-	-	-	-	-	-	-	
19	THOMPSON Carter	16	12	12	18	18	5	5			20	20	20								
			12-20	12-15	17-17	17-15	5-10	-NS	-	-	20-10	20-14	20-19	-	-	-	-	-	-	-	
20	O'SHEA Eddie	15	10	10			15	15	9	9	21	21	18								
			10-NC	10-NC	-	-	15-15	15-9	9-13	9-NC	21-12	21-NC	18-17	-	-	-	-	-	-	-	
21	EZAWA Shinya	14	24	24	22	22	22	22	18	18	22	22	23								
			24-18	24-19	21-19	21-16	22-19	22-13	18-9	18-13	22-18	22-15	23-22	-	-	-	-	-	-	-	
22	BOGGIO Dodo	11	NC	NC	5	5	18	18	NC	NC	17	17	21								
			-NS	-NS	-NL	5-13	18-NC	18-11	-NS	-NS	17-14	17-NC	21-15	-	-	-	-	-	-	-	
23	ENRIQUEZ Alexander	6	25	25	25	25	25	25	21	21	25	25	26								
			25-19	25-NC	24-23	24-21	25-NC	25-NC	21-10	21-19	25-21	25-20	26-NC	-	-	-	-	-	-	-	
24	MIZERA Amaury	4	16	16	24	24	21	21	12	12	8	8	15								
			16-16	16-13	23-22	23-NC	21-18	21-NC	12-NC	12-15	8-NC	26-19	15-23	-	-	-	-	-	-	-	
25	RAMMERSTORFER Leo	2	23	23	21	21	23	23	15	15	23	23	17								
			23-22	23-18	20-21	20-20	23-20	23-14	15-NC	15-17	23-17	23-17	17-21	-	-	-	-	-	-	-	
26	STEPHENSON Rhys	0	22	22	23	23	24	24	22	22	24	24	24								
			22-NC	22-16	22-20	22-NC	24-NC	24-NC	22-NC	22-18	24-19	24-18	24-24	-	-	-	-	-	-	-	

NC=Not classified NL=Not finished first lap NP=Not started race re-start N2=Not finished first lap race re-start EX=Excluded NS=Not Started DS=Disqualified

DORNA DATA PROCESSING TIMING SERVICE DORNA DATA PROCESSING TIMING SERVICE DORNA DATA PROCESSING TIMING SERVICE DORNA DATA PROCESSING TIMING SERVICE DORNA DATA PROCESSING TIMING SERVICE DORNA DATA PROCESSING TIMING SERVICE DORNA DATA PROCESSING TIMING SERVICE DORNA DATA PROCESSING TIMING SERVICE DORNA DATA PROCESSING TIMING SERVICE DORNA DATA PROCESSING TIMING SERVICE DORNA DATA PROCCESSSS



4348 m.

RookiesCup

CryptoDATA MOTORRAD GRAND PRIX VON ÖSTERREICH

Championship Classification

Rider	Nation	Points	POR	POR	SPA	SPA	FRA	FRA	ITA	ITA	NED	NED	AUT	AUT	RSM	RSM
1 PIQUERAS Angel	SPA	248	25	25	25	20	25	25	13	20	25	25	20			
2 CARPE Alvaro	SPA	142	20	10	13	16	10	-	10	8	20	10	25			
3 QUILES Máximo	SPA	123	0	5	16	25	13	6	-	25	-	20	13			
4 SALMELA Rico	FIN	107	16	11	11	11	20	-	4	13	0	5	16			
5 FERRANDEZ Alberto	SPA	106	10	-	9	7	9	16	25	11	5	11	3			
6 ROULSTONE Jacob	AUS	100	3	7	20	10	5	10	9	7	13	16	-			
7 O'GORMAN Casey	IRL	97	13	13	6	9	-	-	20	-	16	13	7			
8 MORELLI Marco	ARG	82	5	9	5	13	3	13	16	4	0	8	6			
9 RUDA Marcos	SPA	75	9	20	2	4	-	1	2	9	8	9	11			
10 DANISH Hakim	MAL	67	11	16	7	5	7	-	-	10	11	-	0			
11 MOODLEY Ruché	RSA	60	8	-	10	8	16	-	-	-	10	-	8			
12 PINI Guido	ITA	59	4	-	8	-	11	20	-	16	-	-	0			
13 ADITAMA Arbi	INA	44	1	4	3	0	2	9	11	5	3	6	0			
14 BUCHANAN Cormac	NZE	41	2	-	1	2	8	11	-	-	-	7	10			
15 SHAHNIL Danial	MAL	39	7	6	-	-	-	-	8	2	7	0	9			
16 LUCIANO Lorenz	BEL	37	6	8	0	6	4	8	-	-	-	-	5			
17 FARKAS Kevin	HUN	24	-	2	0	0	0	-	5	0	9	4	4			
18 ROSENTHALER Jakob	AUT	20	0	0	4	0	0	4	-	6	1	3	2			
19 THOMPSON Carter	AUS	16	0	1	0	1	6	-	-	-	6	2	0			
20 O'SHEA Eddie	GBR	15	-	-	-	-	1	7	3	-	4	-	0			
21 EZAWA Shinya	JPN	14	0	0	0	0	0	3	7	3	0	1	0			
22 BOGGIO Dodo	ITA	11	-	-	-	3	-	5	-	-	2	-	1			
23 ENRIQUEZ Alexander	USA	6	0	-	0	0	-	-	6	0	0	0	-			
24 MIZERA Amaury	FRA	4	0	3	0	-	0	-	-	1	-	0	0			
25 RAMMERSTORFER Leo	AUT	2	0	0	0	0	0	2	-	0	0	0	0			
26 STEPHENSON Rhys	GBR	0	-	0	0	-	-	-	-	0	0	0	0			