

FIM JUNIORGP WORLD CHAMPIONSHIP - PORTIMAO

Autódromo Internacional do Algarve

Stock ECh

Result Race - 16 Laps

29 June - 2 July 2023

Autodromo Internacional Algarve - 4592mtr.


Pos	Nbr	Name / Entrant	Motorcycle	Gap	Total time	Fastest	In	Avg. Speed
1	17	DANIEL MUÑOZ (ESP) SP57 RACING TEAM	YAMAHA	-- 16 laps --	28:18.101	1:45.650	3	155.76
2	4	ERIC FERNÁNDEZ (ESP) FAU55 TEY RACING	YAMAHA	17.261	28:35.362	1:46.297	2	154.19
3	8	MARCO GARCÍA (ESP) EASYRACE TEAM	YAMAHA	28.970	28:47.071	1:47.301	4	153.14
4	69	ARCHIE McDONALD (AUS) MRE TALENT	YAMAHA	29.040	28:47.141	1:47.133	14	153.14
5	23	ALEX MILLÁN (ESP) FIFTY MOTORSPORT	YAMAHA	29.911	28:48.012	1:47.451	3	153.06
6	82	MARIO MAYOR (ESP) YAMAHA GV STRATOS	YAMAHA	29.943	28:48.044	1:47.138	11	153.06
7	13	DINO IOZZO (ITA) IUM MOTORSPORTS	YAMAHA	30.040	28:48.141	1:47.333	16	153.05
8	44	ADRIÁN RODRÍGUEZ (ESP) EASYRACE TEAM	YAMAHA	30.355	28:48.456	1:47.359	10	153.02
9	6	JACOPO HOSCIUC (ROU) MMG-PINAMOTO RS	YAMAHA	42.080	29:00.181	1:48.060	10	151.99
10	24	MAXIMILIANO ROCHA (ARG) YAMAHA GV STRATOS	YAMAHA	46.088	29:04.189	1:48.295	16	151.64
11	3	PASQUALE ALFANO (ITA) MMG-PINAMOTO	YAMAHA	46.107	29:04.208	1:47.991	16	151.64
12	21	DANIEL BROOKS (GBR) YAMAHA GV STRATOS	YAMAHA	1:00.299	29:18.400	1:49.349	2	150.42
13	74	CARTER BROWN (GBR) CF MOTORSPORT	YAMAHA	1:00.686	29:18.787	1:49.097	15	150.38
14	37	COREY TINKER (GBR) EASYRACE TEAM	YAMAHA	1:00.746	29:18.847	1:48.970	7	150.38
15	10	GUILLERMO MARCEL MORENO (MEX) FAU55 TEY RACING	YAMAHA	1:01.156	29:19.257	1:49.190	2	150.34
16	85	MATEUSZ HULEWICZ (POL) MMG-PINAMOTO RS	YAMAHA	1:25.858	29:43.959	1:50.549	4	148.26
17	61	JAVIER DEL OLMO (ESP) KAWASAKI PALMETO PL	KAWASAKI	1:27.949	29:46.050	1:50.788	7	148.09
18	64	NAZARENO LEONEL GOMEZ ARRIETA (ARG) AC RACING TEAM	YAMAHA	1:33.922	29:52.023	1:50.309	2	147.59
19	86	KYLIAN NESTOLA (ITA) FAU55 TEY RACING	YAMAHA	1:41.350	29:59.451	1:49.095	10	146.98
Not Classified Did not Finish								
DNF	99	JACK BEDNAREK (GBR) CF MOTORSPORT	YAMAHA	-- 14 laps --	26:42.142	1:50.231	3	144.45
DNF	73	GONÇALO RIBEIRO (POR) LST MOTORSPORT	YAMAHA	-- 12 laps --	26:40.117	1:51.687	5	123.97

Fastest time: 1:45.650 in lap 3 by nbr. 17 : DANIEL MUÑOZ (YAMAHA)

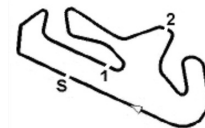
Publication-time

Results: <https://livetiming.raceresults.nu/autodromodoalgarve>

Timekeeping by :

Timekeeper  Miguel C. Calado Glória	Race Director	Stewards
--	---------------	----------

Page 1 of 1



FIM JUNIORGP WORLD CHAMPIONSHIP - PORTIMAO

Autódromo Internacional do Algarve

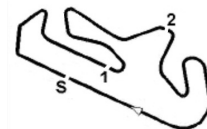
Stock ECh

Laptimes - Race - 16 Laps

29 June - 2 July 2023

Autodromo Internacional Algarve - 4592mtr.

Nbr	Name	Laps	lap	Lap ..1	Lap ..2	Lap ..3	Lap ..4	Lap ..5	Lap ..6	Lap ..7	Lap ..8	Lap ..9	Lap ..0
17	DANIEL MUÑOZ	16	1 - 10	1:46.603	1:45.775	1:45.650	1:45.665	1:45.914	1:46.250	1:45.898	1:46.284	1:46.040	1:46.056
			11 - 20	1:46.306	1:46.192	1:46.611	1:46.555	1:46.230	1:46.072				
4	ERIC FERNÁNDEZ	16	1 - 10	1:49.972	1:46.297	1:46.549	1:46.333	1:47.157	1:46.921	1:46.666	1:47.023	1:47.049	1:47.106
			11 - 20	1:46.875	1:46.965	1:47.367	1:47.699	1:47.600	1:47.783				
8	MARCO GARCÍA	16	1 - 10	1:49.402	1:48.332	1:47.474	1:47.301	1:47.399	1:48.279	1:48.025	1:48.047	1:48.307	1:47.836
			11 - 20	1:47.671	1:47.876	1:47.739	1:47.551	1:47.973	1:47.859				
69	ARCHIE MCDONALD	16	1 - 10	1:49.940	1:48.709	1:47.824	1:48.487	1:47.949	1:48.258	1:47.506	1:47.805	1:47.539	1:47.471
			11 - 20	1:47.599	1:47.278	1:47.899	1:47.133	1:47.903	1:47.841				
23	ALEX MILLÁN	16	1 - 10	1:50.073	1:48.078	1:47.451	1:47.705	1:48.167	1:47.775	1:47.661	1:47.537	1:47.904	1:47.704
			11 - 20	1:47.786	1:47.996	1:48.561	1:47.692	1:47.703	1:48.219				
82	MARCO MA YOR	16	1 - 10	1:49.910	1:48.629	1:47.641	1:47.218	1:49.997	1:50.299	1:47.697	1:47.279	1:47.433	1:47.278
			11 - 20	1:47.138	1:47.553	1:47.242	1:47.266	1:47.555	1:47.909				
13	DINO IOZZO	16	1 - 10	1:50.459	1:48.898	1:47.438	1:47.889	1:48.725	1:47.973	1:47.661	1:48.040	1:48.217	1:47.498
			11 - 20	1:47.495	1:47.923	1:47.334	1:47.781	1:47.477	1:47.333				
44	ADRIÁN RODRÍGUEZ	16	1 - 10	1:51.533	1:47.938	1:48.032	1:47.542	1:47.937	1:47.784	1:47.782	1:48.141	1:47.619	1:47.359
			11 - 20	1:47.803	1:47.852	1:47.744	1:47.489	1:47.791	1:48.110				
6	JACOPO HOSCIUC	16	1 - 10	1:50.977	1:48.103	1:48.492	1:48.074	1:48.077	1:48.432	1:48.123	1:48.382	1:48.084	1:48.060
			11 - 20	1:48.414	1:49.021	1:49.294	1:49.380	1:49.633	1:49.635				
24	MAXIMILIANO ROCHA	16	1 - 10	1:51.790	1:49.151	1:48.785	1:48.627	1:48.963	1:49.111	1:48.654	1:48.529	1:48.939	1:48.672
			11 - 20	1:49.283	1:48.665	1:49.177	1:49.106	1:48.442	1:48.295				
3	PASQUALE ALFANO	16	1 - 10	1:52.543	1:49.118	1:48.391	1:48.713	1:48.557	1:48.872	1:48.138	1:48.420	1:48.314	1:50.214
			11 - 20	1:48.902	1:48.987	1:49.162	1:49.352	1:48.534	1:47.991				
21	DANIEL BROOKS	16	1 - 10	1:52.128	1:49.349	1:49.370	1:49.590	1:49.976	1:50.036	1:50.358	1:49.591	1:49.884	1:49.596
			11 - 20	1:49.745	1:49.813	1:49.570	1:49.931	1:49.837	1:49.626				
74	CARTER BROWN	16	1 - 10	1:53.691	1:50.342	1:49.610	1:49.782	1:49.768	1:51.218	1:49.372	1:49.504	1:49.447	1:49.287
			11 - 20	1:49.720	1:49.313	1:49.691	1:49.463	1:49.097	1:49.482				
37	COREY TINKER	16	1 - 10	1:52.795	1:51.302	1:50.160	1:49.313	1:49.682	1:49.406	1:48.970	1:49.045	1:49.912	1:49.514
			11 - 20	1:49.707	1:50.393	1:49.891	1:49.424	1:49.392	1:49.941				
10	GUILLERMO MARCEL MORENO	16	1 - 10	1:52.634	1:49.190	1:49.413	1:49.647	1:49.777	1:49.976	1:49.912	1:49.590	1:49.930	1:50.298
			11 - 20	1:49.811	1:49.807	1:49.747	1:49.632	1:50.159	1:49.734				
85	MATEUSZ HULEWICZ	16	1 - 10	1:54.600	1:50.857	1:50.889	1:50.549	1:50.732	1:51.174	1:51.283	1:51.229	1:51.360	1:50.850
			11 - 20	1:51.531	1:51.997	1:51.739	1:52.207	1:51.171	1:51.791				
61	JAVIER DEL OLMO	16	1 - 10	1:56.218	1:51.646	1:51.330	1:51.185	1:50.909	1:50.811	1:50.788	1:51.201	1:51.207	1:51.150
			11 - 20	1:51.470	1:51.806	1:51.522	1:51.507	1:51.482	1:51.818				
64	NAZARENO LEONEL GOMEZ ARR	16	1 - 10	1:55.378	1:50.309	1:50.745	1:50.880	1:51.258	1:51.101	1:51.227	1:51.608	1:57.294	1:54.181
			11 - 20	1:51.692	1:51.233	1:51.290	1:51.801	1:50.826	1:51.200				
86	KY LIAN NESTOLA	16	1 - 10	1:53.423	1:50.134	1:49.997	1:49.757	1:49.744	1:49.503	1:50.948	1:49.661	1:49.379	1:49.095
			11 - 20	2:18.859	1:51.684	1:50.796	1:51.085	1:52.448	1:52.938				
99	JACK BEDNA REK	14	1 - 10	1:56.004	1:50.787	1:50.231	1:50.767	1:50.699	1:51.145	1:51.219	1:51.549	1:51.395	1:51.010
			11 - 20	2:02.355	1:51.738	1:52.724	2:20.519						
73	GONÇALO RIBEIRO	12	1 - 10	1:56.831	1:52.429	1:51.907	1:51.772	1:51.687	2:17.337	4:57.618	2:00.610	1:52.706	1:52.631
			11 - 20	1:52.578	2:22.011								



FIM JUNIORGP WORLD CHAMPIONSHIP - PORTIMAO

Autódromo Internacional do Algarve

Stock ECh

29 June - 2 July 2023

Sector analyse - Race - 16 Laps

Autodromo Internacional Algarve - 4592mtr.

Pos	Nbr	Name / Team name	Sector 1			Sector 2			Sector 3			theoretical best	Actual best	In
			time	Lap	pos	time	Lap	pos	time	Lap	pos			
1	17	DANIEL MUÑOZ (ESP)	34.796	16	1	30.207	3	1	40.459	3	1	1:45.462	1:45.650	3
2	4	ERIC FERNÁNDEZ (ESP)	35.045	4	2	30.312	2	2	40.753	2	2	1:46.110	1:46.297	2
3	8	MARCO GARCÍA (ESP)	35.416	5	6	30.684	4	7	41.021	3	7	1:47.121	1:47.301	4
4	69	ARCHIE MCDONALD (AUS)	35.447	15	8	30.503	11	3	40.978	11	4	1:46.928	1:47.133	14
5	23	ALEX MILLÁN (ESP)	35.445	16	7	30.712	14	8	40.928	3	3	1:47.085	1:47.451	3
6	82	MARIO MAYOR (ESP)	35.092	10	3	30.586	8	4	40.999	4	6	1:46.677	1:47.138	11
7	13	DINO IOZZO (ITA)	35.361	4	5	30.631	16	5	40.991	15	5	1:46.983	1:47.333	16
8	44	ADRIÁN RODRÍGUEZ (ESP)	35.343	4	4	30.656	11	6	41.056	9	8	1:47.055	1:47.359	10
9	6	JACOPO HOSCIUC (ROU)	35.493	11	9	30.874	9	10	41.301	4	10	1:47.668	1:48.060	10
10	24	MAXIMILIANO ROCHA (ARG)	35.771	12	10	30.885	16	11	41.482	16	13	1:48.138	1:48.295	16
11	3	PASQUALE ALFANO (ITA)	35.817	14	11	30.836	7	9	41.217	16	9	1:47.870	1:47.991	16
12	21	DANIEL BROOKS (GBR)	36.245	13	16	31.248	3	15	41.469	3	12	1:48.962	1:49.349	2
13	74	CARTER BROWN (GBR)	35.900	11	12	31.115	7	13	41.542	16	14	1:48.557	1:49.097	15
14	37	COREY TINKER (GBR)	36.100	7	14	31.181	6	14	41.551	4	15	1:48.832	1:48.970	7
15	10	GUILLERMO MARCEL MORENO (MEX)	36.129	5	15	31.007	2	12	41.467	2	11	1:48.603	1:49.190	2
16	85	MATEUSZ HULEWICZ (POL)	36.278	10	17	31.829	3	20	42.221	1	19	1:50.328	1:50.549	4
17	61	JAVIER DEL OLMO (ESP)	36.395	8	18	31.764	3	19	42.316	5	20	1:50.475	1:50.788	7
18	64	NAZARENO LEONEL GOMEZ ARRIETA (ARG)	36.524	2	19	31.698	15	18	41.931	5	17	1:50.153	1:50.309	2
19	86	KYLIA NESTOLA (ITA)	35.969	11	13	31.388	9	16	41.645	10	16	1:49.002	1:49.095	10
20	99	JACK BEDNAREK (GBR)	36.593	3	20	31.515	3	17	42.123	3	18	1:50.231	1:50.231	3
21	73	GONÇALO RIBEIRO (POR)	36.731	4	21	32.129	3	21	42.652	5	21	1:51.512	1:51.687	5

FIM JUNIORGP WORLD CHAMPIONSHIP - PORTIMAO

Autódromo Internacional do Algarve

Stock ECh

29 June - 2 July 2023

Laps and Sector Times - Race - 16 Laps

Autodromo Internacional Algarve - 4592mtr.

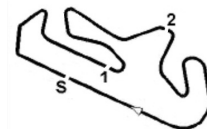
3 PASQUALE ALFANO (ITA)										YAMAHA									
lap	Sect-1	Speed	Sect-2	Speed	Sect-3	Speed	TopSpeed	laptime	pit	lap	Sect-1	Speed	Sect-2	Speed	Sect-3	Speed	Topspeed	laptime	pit
1		94.2	31.440	<u>118.9</u>	41.786		166.7	1:52.543		9	35.880	100.4	30.937	116.4	41.497		257.1	1:48.314	
2	36.540	96.4	30.910	110.0	41.668		264.7	1:49.118		10	38.016	96.3	30.885	111.1	41.313		257.8	1:50.214	
3	36.171	96.5	30.847	111.0	41.373		<u>268.0</u>	1:48.391		11	36.447	94.9	30.976	113.4	41.479		260.9	1:48.902	
4	35.986	96.9	31.003	108.0	41.724		266.0	1:48.713		12	36.103	94.8	31.282	108.9	41.602		259.6	1:48.987	
5	35.947	96.2	30.867	110.7	41.743		265.4	1:48.557		13	36.416	95.5	31.091	109.6	41.655		260.2	1:49.162	
6	36.311	97.6	30.984	111.8	41.577		260.9	1:48.872		14	<u>35.817</u>	<u>101.5</u>	32.160	111.7	41.375		260.2	1:49.352	
7	35.905	97.1	<u>30.836</u>	111.5	41.397		260.2	1:48.138		15	36.291	95.2	30.939	112.0	41.304		267.3	1:48.534	
8	35.985	96.7	30.875	114.9	41.560		257.8	1:48.420		16	35.843	95.2	30.931	111.8	<u>41.217</u>		265.4	<u>1:47.991</u>	

4 ERIC FERNÁNDEZ (ESP)										YAMAHA									
lap	Sect-1	Speed	Sect-2	Speed	Sect-3	Speed	TopSpeed	laptime	pit	lap	Sect-1	Speed	Sect-2	Speed	Sect-3	Speed	Topspeed	laptime	pit
1		94.2	31.029	113.7	40.884		178.2	1:49.972		9	35.188	96.6	30.549	115.5	41.312		263.4	1:47.049	
2	35.232	94.7	<u>30.312</u>	<u>118.0</u>	<u>40.753</u>		265.4	<u>1:46.297</u>		10	35.457	95.0	30.437	113.4	41.212		264.7	1:47.106	
3	35.198	<u>97.8</u>	30.330	115.5	41.021		266.0	1:46.549		11	35.174	95.2	30.522	114.6	41.179		264.7	1:46.875	
4	<u>35.045</u>	96.7	30.394	112.6	40.894		<u>266.7</u>	1:46.333		12	35.198	94.8	30.464	114.0	41.303		<u>266.7</u>	1:46.965	
5	35.439	94.4	30.494	113.6	41.224		<u>266.7</u>	1:47.157		13	35.299	96.7	30.725	115.9	41.343		<u>266.7</u>	1:47.367	
6	35.216	95.7	30.492	114.4	41.213		266.0	1:46.921		14	35.555	92.6	30.844	111.8	41.300		265.4	1:47.699	
7	35.175	96.6	30.524	114.6	40.967		265.4	1:46.666		15	35.561	95.9	30.630	113.2	41.409		264.7	1:47.600	
8	35.322	96.7	30.456	114.6	41.245		264.1	1:47.023		16	35.548	94.7	30.751	114.5	41.484		265.4	1:47.783	

6 JACOPO HOSCI UC (ROU)										YAMAHA									
lap	Sect-1	Speed	Sect-2	Speed	Sect-3	Speed	TopSpeed	laptime	pit	lap	Sect-1	Speed	Sect-2	Speed	Sect-3	Speed	Topspeed	laptime	pit
1		95.3	31.416	115.8	41.577		160.7	1:50.977		9	35.773	96.7	<u>30.874</u>	115.5	41.437		263.4	1:48.084	
2	35.850	94.2	30.894	115.4	41.359		266.7	1:48.103		10	35.567	95.4	30.912	111.1	41.581		265.4	<u>1:48.060</u>	
3	35.810	93.8	31.000	112.9	41.682		267.3	1:48.492		11	<u>35.493</u>	<u>98.2</u>	31.055	114.0	41.866		265.4	1:48.414	
4	35.789	96.3	30.984	<u>117.3</u>	<u>41.301</u>		266.0	1:48.074		12	35.949	95.2	31.183	111.3	41.889		264.1	1:49.021	
5	35.780	95.6	30.968	113.6	41.329		267.3	1:48.077		13	35.780	94.1	31.460	110.0	42.054		264.1	1:49.294	
6	35.912	93.5	30.967	116.4	41.553		<u>269.3</u>	1:48.432		14	35.897	96.2	31.667	111.6	41.816		262.1	1:49.380	
7	35.585	94.4	30.967	111.2	41.571		264.7	1:48.123		15	36.101	95.4	31.434	109.3	42.098		261.5	1:49.633	
8	35.807	96.4	30.933	112.3	41.642		263.4	1:48.382		16	36.096	96.3	31.462	111.2	42.077		259.0	1:49.635	

8 MARCO GARCÍA (ESP)										YAMAHA									
lap	Sect-1	Speed	Sect-2	Speed	Sect-3	Speed	TopSpeed	laptime	pit	lap	Sect-1	Speed	Sect-2	Speed	Sect-3	Speed	Topspeed	laptime	pit
1		97.7	31.161	120.9	41.376		161.4	1:49.402		9	35.590	102.2	31.043	120.1	41.674		264.7	1:48.307	
2	36.324	98.3	30.817	122.2	41.191		265.4	1:48.332		10	35.713	100.6	30.916	116.9	41.207		<u>268.7</u>	1:47.836	
3	35.690	100.8	30.763	119.9	<u>41.021</u>		268.0	1:47.474		11	35.580	99.1	30.872	119.3	41.219		<u>268.7</u>	1:47.671	
4	35.461	98.2	<u>30.684</u>	<u>123.0</u>	41.156		<u>268.7</u>	<u>1:47.301</u>		12	35.789	99.8	30.859	115.4	41.228		266.0	1:47.876	
5	<u>35.416</u>	101.4	30.821	118.8	41.162		267.3	1:47.399		13	35.681	101.8	30.878	117.1	41.180		267.3	1:47.739	
6	36.070	100.8	30.929	116.9	41.280		267.3	1:48.279		14	35.529	100.5	30.787	121.9	41.235		266.0	1:47.551	
7	35.673	98.9	30.928	113.1	41.424		265.4	1:48.025		15	35.462	<u>105.0</u>	31.086	120.8	41.425		265.4	1:47.973	
8	35.684	102.4	30.949	118.9	41.414		264.1	1:48.047		16	35.604	103.9	31.006	118.8	41.249		266.0	1:47.859	

10 GUI LLERMO MARCEL MORENO (MEX)										YAMAHA									
lap	Sect-1	Speed	Sect-2	Speed	Sect-3	Speed	TopSpeed	laptime	pit	lap	Sect-1	Speed	Sect-2	Speed	Sect-3	Speed	Topspeed	laptime	pit
1		86.8	31.620	108.4	42.095		168.8	1:52.634		9	36.218	94.0	31.521	109.1	42.191		257.1	1:49.930	
2	36.716	94.3	<u>31.007</u>	111.1	<u>41.467</u>		266.0	<u>1:49.190</u>		10	36.849	93.2	31.753	107.1	41.696		256.5	1:50.298	



FIM JUNIORGP WORLD CHAMPIONSHIP - PORTIMAO

Autódromo Internacional do Algarve

Stock ECh

29 June - 2 July 2023

Laps and Sector Times - Race - 16 Laps

Autodromo Internacional Algarve - 4592mtr.

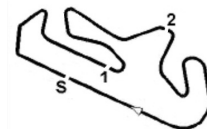
3	36.529	93.1	31.277	110.1	41.607	<u>268.7</u>	1:49.413	11	36.522	91.1	31.516	109.2	41.773	264.1	1:49.811
4	36.395	94.5	31.562	110.4	41.690	267.3	1:49.647	12	36.435	<u>97.6</u>	31.405	111.5	41.967	264.7	1:49.807
5	<u>36.129</u>	94.7	31.852	109.5	41.796	265.4	1:49.777	13	36.203	96.7	31.539	109.6	42.005	263.4	1:49.747
6	36.479	93.5	31.515	107.9	41.982	267.3	1:49.976	14	36.362	96.3	31.411	107.2	41.859	260.9	1:49.632
7	36.473	95.5	31.679	110.7	41.760	264.7	1:49.912	15	36.625	94.0	31.376	108.3	42.158	258.4	1:50.159
8	36.291	<u>97.6</u>	31.343	<u>111.8</u>	41.956	257.1	1:49.590	16	36.347	92.9	31.590	106.0	41.797	264.1	1:49.734

13 DINO IOZZO (ITA)									YAMAHA										
lap	Sect-1	Speed	Sect-2	Speed	Sect-3	Speed	TopSpeed	laptime	pit	lap	Sect-1	Speed	Sect-2	Speed	Sect-3	Speed	Topspeed	laptime	pit
1		96.5	31.171	117.1	41.722	159.1	1:50.459	9	35.600	97.6	31.146	114.9	41.471	267.3	1:48.217				
2	36.584	93.5	30.883	<u>117.6</u>	41.431	271.4	1:48.898	10	35.470	101.3	30.744	113.7	41.284	264.7	1:47.498				
3	35.456	98.2	30.778	116.5	41.204	268.7	1:47.438	11	35.594	101.2	30.693	116.4	41.208	266.0	1:47.495				
4	<u>35.361</u>	<u>104.1</u>	31.203	116.4	41.325	269.3	1:47.889	12	35.942	98.6	30.897	112.9	41.084	269.3	1:47.923				
5	36.449	99.7	30.930	114.0	41.346	268.0	1:48.725	13	35.621	97.0	30.708	114.6	41.005	<u>272.7</u>	1:47.334				
6	35.920	96.3	30.822	114.9	41.231	263.4	1:47.973	14	35.754	101.8	30.759	113.4	41.268	<u>270.7</u>	1:47.781				
7	35.651	103.4	30.935	114.9	41.075	265.4	1:47.661	15	35.820	99.4	30.666	114.0	<u>40.991</u>	267.3	1:47.477				
8	35.812	100.3	30.929	113.2	41.299	267.3	1:48.040	16	35.575	100.6	<u>30.631</u>	116.0	41.127	267.3	<u>1:47.333</u>				

17 DANIEL MUÑOZ (ESP)									YAMAHA										
lap	Sect-1	Speed	Sect-2	Speed	Sect-3	Speed	TopSpeed	laptime	pit	lap	Sect-1	Speed	Sect-2	Speed	Sect-3	Speed	Topspeed	laptime	pit
1		99.4	30.442	117.6	40.556	158.8	1:46.603	9	34.880	<u>104.1</u>	30.462	115.8	40.698	261.5	1:46.040				
2	34.905	102.4	30.256	117.4	40.614	261.5	1:45.775	10	34.987	102.5	30.423	115.4	40.646	263.4	1:46.056				
3	34.984	100.0	<u>30.207</u>	117.8	<u>40.459</u>	262.8	<u>1:45.650</u>	11	34.878	102.7	30.456	115.9	40.972	262.8	1:46.306				
4	34.884	100.4	30.218	115.9	40.563	264.7	1:45.665	12	34.999	100.3	30.521	115.6	40.672	264.1	1:46.192				
5	34.867	100.3	30.323	<u>118.6</u>	40.724	264.1	1:45.914	13	35.191	102.7	30.619	115.1	40.801	<u>266.0</u>	1:46.611				
6	34.905	102.7	30.448	116.6	40.897	264.7	1:46.250	14	35.283	97.9	30.500	114.6	40.772	264.7	1:46.555				
7	35.056	99.4	30.233	117.0	40.609	263.4	1:45.898	15	34.957	102.9	30.476	114.6	40.797	264.1	1:46.230				
8	35.163	102.0	30.427	117.9	40.694	262.1	1:46.284	16	<u>34.796</u>	102.6	30.423	114.4	40.853	262.8	1:46.072				

21 DANIEL BROOKS (GBR)									YAMAHA										
lap	Sect-1	Speed	Sect-2	Speed	Sect-3	Speed	TopSpeed	laptime	pit	lap	Sect-1	Speed	Sect-2	Speed	Sect-3	Speed	Topspeed	laptime	pit
1		88.6	31.807	108.1	41.750	165.4	1:52.128	9	36.465	91.2	31.448	104.9	41.971	262.8	1:49.884				
2	36.441	90.1	31.276	107.9	41.632	<u>264.7</u>	<u>1:49.349</u>	10	36.273	96.5	31.498	106.5	41.825	263.4	1:49.596				
3	36.653	90.1	<u>31.248</u>	<u>109.0</u>	<u>41.469</u>	<u>264.7</u>	1:49.370	11	36.551	92.9	31.441	106.9	41.753	261.5	1:49.745				
4	36.486	92.3	31.462	108.3	41.642	<u>264.7</u>	1:49.590	12	36.428	95.6	31.478	107.7	41.907	261.5	1:49.813				
5	36.404	93.8	31.591	106.0	41.981	264.1	1:49.976	13	<u>36.245</u>	95.7	31.508	107.7	41.817	262.1	1:49.570				
6	36.564	92.1	31.443	107.1	42.029	<u>264.7</u>	1:50.036	14	36.601	94.2	31.520	105.4	41.810	260.9	1:49.931				
7	36.423	96.3	32.136	107.4	41.799	262.1	1:50.358	15	36.349	96.3	31.467	107.8	42.021	260.9	1:49.837				
8	36.297	92.2	31.524	106.7	41.770	262.1	1:49.591	16	36.449	<u>97.0</u>	31.522	108.4	41.655	260.2	1:49.626				

23 ALEX MILLÁN (ESP)									YAMAHA										
lap	Sect-1	Speed	Sect-2	Speed	Sect-3	Speed	TopSpeed	laptime	pit	lap	Sect-1	Speed	Sect-2	Speed	Sect-3	Speed	Topspeed	laptime	pit
1		94.8	31.003	<u>123.6</u>	41.210	158.6	1:50.073	9	35.638	100.1	30.990	118.4	41.276	264.7	1:47.904				
2	36.211	96.0	30.900	115.8	40.967	267.3	1:48.078	10	35.588	98.8	30.943	111.5	41.173	260.9	1:47.704				
3	35.696	97.9	30.827	113.1	<u>40.928</u>	266.7	<u>1:47.451</u>	11	35.557	97.2	30.972	111.3	41.257	260.9	1:47.786				
4	35.676	95.2	30.926	113.7	41.103	268.0	1:47.705	12	35.681	99.0	31.020	111.2	41.295	262.8	1:47.996				
5	35.968	95.8	30.969	110.4	41.230	257.1	1:48.167	13	36.193	98.5	30.979	110.7	41.389	262.1	1:48.561				


FIM JUNIORGP WORLD CHAMPIONSHIP - PORTIMAO

Autódromo Internacional do Algarve

Stock ECH

29 June - 2 July 2023

Laps and Sector Times - Race - 16 Laps

Autodromo Internacional Algarve - 4592mtr.

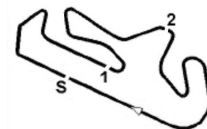
6	35.712	96.6	30.916	111.9	41.147	264.7	1:47.775	14	35.824	97.5	<u>30.712</u>	113.6	41.156	<u>268.7</u>	1:47.692
7	35.654	97.4	30.950	110.9	41.057	262.8	1:47.661	15	35.530	<u>103.3</u>	31.036	113.7	41.137	264.1	1:47.703
8	35.665	99.1	30.854	113.2	41.018	263.4	1:47.537	16	<u>35.445</u>	101.3	31.340	117.0	41.434	265.4	1:48.219

24 MAXIMILIANO ROCHA (ARG)									YAMAHA										
lap	Sect-1	Speed	Sect-2	Speed	Sect-3	Speed	TopSpeed	laptime	pit	lap	Sect-1	Speed	Sect-2	Speed	Sect-3	Speed	Topspeed	laptime	pit
1		92.3	32.011	112.4	41.683		164.9	1:51.790		9	36.325	94.8	30.965	111.3	41.649		260.2	1:48.939	
2	36.147	94.2	31.330	111.2	41.674		<u>266.0</u>	1:49.151		10	35.924	94.7	31.044	109.6	41.704		258.4	1:48.672	
3	36.130	95.2	31.002	111.0	41.653		261.5	1:48.785		11	36.483	94.2	31.238	<u>113.0</u>	41.562		258.4	1:49.283	
4	36.068	94.3	31.030	108.2	41.529		262.1	1:48.627		12	<u>35.771</u>	94.8	31.123	108.8	41.771		263.4	1:48.665	
5	35.937	96.1	31.060	109.8	41.966		262.8	1:48.963		13	36.208	94.3	31.053	110.5	41.916		259.0	1:49.177	
6	36.546	92.2	31.073	109.2	41.492		259.0	1:49.111		14	36.282	95.6	31.180	110.4	41.644		259.0	1:49.106	
7	36.009	95.2	31.105	109.6	41.540		262.8	1:48.654		15	35.823	96.9	30.906	110.3	41.713		259.6	1:48.442	
8	35.833	<u>97.0</u>	31.138	110.4	41.558		261.5	1:48.529		16	35.928	<u>97.0</u>	<u>30.885</u>	112.5	<u>41.482</u>		257.8	<u>1:48.295</u>	

37 COREY TINKER (GBR)									YAMAHA										
lap	Sect-1	Speed	Sect-2	Speed	Sect-3	Speed	TopSpeed	laptime	pit	lap	Sect-1	Speed	Sect-2	Speed	Sect-3	Speed	Topspeed	laptime	pit
1		95.0	32.005	107.5	42.066		172.2	1:52.795		9	36.397	93.5	31.475	105.7	42.040		260.2	1:49.912	
2	37.190	85.9	31.720	110.7	42.392		<u>271.4</u>	1:51.302		10	36.275	96.5	31.542	108.5	41.697		267.3	1:49.514	
3	36.826	94.6	31.490	109.2	41.844		267.3	1:50.160		11	36.526	91.7	31.430	106.8	41.751		268.0	1:49.707	
4	36.242	94.2	31.520	107.5	<u>41.551</u>		<u>271.4</u>	1:49.313		12	37.477	94.7	31.201	108.8	41.715		270.7	1:50.393	
5	36.674	94.4	31.375	108.3	41.633		270.7	1:49.682		13	36.456	94.3	31.543	106.7	41.892		268.0	1:49.891	
6	36.410	94.1	<u>31.181</u>	109.9	41.815		268.7	1:49.406		14	36.300	96.0	31.438	108.3	41.686		268.7	1:49.424	
7	<u>36.100</u>	<u>97.6</u>	31.186	<u>111.1</u>	41.684		268.0	<u>1:48.970</u>		15	36.232	94.4	31.311	108.4	41.849		268.0	1:49.392	
8	36.122	96.4	31.263	109.2	41.660		268.0	1:49.045		16	36.407	91.9	31.734	108.8	41.800		263.4	1:49.941	

44 ADRIÁN RODRÍGUEZ (ESP)									YAMAHA										
lap	Sect-1	Speed	Sect-2	Speed	Sect-3	Speed	TopSpeed	laptime	pit	lap	Sect-1	Speed	Sect-2	Speed	Sect-3	Speed	Topspeed	laptime	pit
1		93.2	31.812	115.0	41.428		180.9	1:51.533		9	35.703	101.0	30.860	114.0	<u>41.056</u>		266.7	1:47.619	
2	35.798	95.9	30.764	114.5	41.376		270.7	1:47.938		10	35.530	99.0	30.772	116.8	41.057		269.3	<u>1:47.359</u>	
3	35.744	93.2	30.745	<u>122.6</u>	41.543		<u>274.1</u>	1:48.032		11	36.079	97.6	<u>30.656</u>	118.0	41.068		270.7	1:47.803	
4	<u>35.343</u>	97.4	30.956	115.1	41.243		270.7	1:47.542		12	35.867	98.4	30.810	114.2	41.175		271.4	1:47.852	
5	35.590	98.1	31.084	108.9	41.263		273.4	1:47.937		13	35.489	98.5	30.934	110.9	41.321		269.3	1:47.744	
6	35.558	100.6	30.970	115.6	41.256		268.7	1:47.784		14	35.539	98.9	30.674	116.1	41.276		270.0	1:47.489	
7	35.777	98.9	30.809	114.0	41.196		264.1	1:47.782		15	35.799	<u>102.0</u>	30.846	115.1	41.146		265.4	1:47.791	
8	36.187	99.9	30.879	115.0	41.075		266.0	1:48.141		16	35.497	101.2	30.911	116.8	41.702		272.0	1:48.110	

61 JAVIER DEL OLMO (ESP)									KAWASAKI										
lap	Sect-1	Speed	Sect-2	Speed	Sect-3	Speed	TopSpeed	laptime	pit	lap	Sect-1	Speed	Sect-2	Speed	Sect-3	Speed	Topspeed	laptime	pit
1		90.8	32.698	103.0	43.055		176.2	1:56.218		9	36.744	92.2	31.915	105.7	42.548		259.6	1:51.207	
2	36.964	91.4	31.996	105.4	42.686		<u>260.2</u>	1:51.646		10	36.678	90.8	31.947	105.8	42.525		<u>260.2</u>	1:51.150	
3	37.026	87.7	<u>31.764</u>	108.0	42.540		259.6	1:51.330		11	36.593	91.0	32.209	104.0	42.668		259.6	1:51.470	
4	36.788	88.2	31.882	105.8	42.515		259.6	1:51.185		12	37.067	91.5	31.907	109.3	42.832		259.6	1:51.806	
5	36.820	89.1	31.773	109.1	<u>42.316</u>		259.6	1:50.909		13	36.768	90.9	32.023	<u>109.8</u>	42.731		258.4	1:51.522	
6	36.630	90.4	31.789	105.8	42.392		259.6	1:50.811		14	37.025	90.4	31.987	106.6	42.495		259.6	1:51.507	
7	36.617	88.6	31.830	105.3	42.341		259.6	<u>1:50.788</u>		15	36.715	91.1	31.994	105.9	42.773		259.0	1:51.482	
8	<u>36.395</u>	<u>92.4</u>	31.795	107.9	43.011		259.6	1:51.201		16	36.790	90.2	32.167	106.2	42.861		259.6	1:51.818	



FIM JUNIORGP WORLD CHAMPIONSHIP - PORTIMAO

Autódromo Internacional do Algarve

Stock ECh

29 June - 2 July 2023

Laps and Sector Times - Race - 16 Laps

Autodromo Internacional Algarve - 4592mtr.

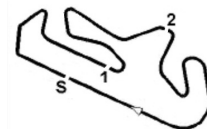
64 NAZARENO LEONEL GOMEZ ARRIETA (ARG)										YAMAHA									
lap	Sect-1	Speed	Sect-2	Speed	Sect-3	Speed	TopSpeed	laptime	pit	lap	Sect-1	Speed	Sect-2	Speed	Sect-3	Speed	Topspeed	laptime	pit
1		91.4	32.703	98.8	42.488		177.6	1:55.378		9	41.138	96.1	32.951	109.4	43.205		259.6	1:57.294	
2	<u>36.524</u>	96.5	31.828	108.5	41.957		263.4	<u>1:50.309</u>		10	36.834	<u>103.0</u>	34.689	108.4	42.658		259.6	1:54.181	
3	36.701	94.0	31.736	105.1	42.308		266.7	1:50.745		11	37.217	91.9	32.020	108.4	42.455		260.2	1:51.692	
4	36.641	93.7	31.901	107.9	42.338		<u>268.0</u>	1:50.880		12	36.819	98.2	32.007	109.8	42.407		264.1	1:51.233	
5	37.569	97.0	31.758	109.2	<u>41.931</u>		259.6	1:51.258		13	36.702	95.9	32.160	107.2	42.428		266.0	1:51.290	
6	36.911	96.2	31.862	110.2	42.328		<u>268.0</u>	1:51.101		14	37.188	97.7	32.385	109.5	42.228		264.1	1:51.801	
7	37.073	96.6	31.808	105.8	42.346		264.1	1:51.227		15	36.805	93.8	<u>31.698</u>	110.1	42.323		259.6	1:50.826	
8	36.839	95.0	31.993	110.7	42.776		262.8	1:51.608		16	36.985	95.4	31.863	<u>113.2</u>	42.352		260.9	1:51.200	

69 ARCHIE MCDONALD (AUS)										YAMAHA									
lap	Sect-1	Speed	Sect-2	Speed	Sect-3	Speed	TopSpeed	laptime	pit	lap	Sect-1	Speed	Sect-2	Speed	Sect-3	Speed	Topspeed	laptime	pit
1		95.6	31.174	115.9	41.481		163.1	1:49.940		9	35.622	98.8	30.759	115.8	41.158		259.6	1:47.539	
2	36.546	93.0	30.826	117.1	41.337		261.5	1:48.709		10	35.592	96.6	30.691	120.9	41.188		<u>262.1</u>	1:47.471	
3	35.825	99.2	30.749	113.3	41.250		260.2	1:47.824		11	36.118	97.6	<u>30.503</u>	<u>121.9</u>	<u>40.978</u>		261.5	1:47.599	
4	35.722	96.9	31.391	117.4	41.374		260.9	1:48.487		12	35.637	98.3	30.522	120.3	41.119		261.5	1:47.278	
5	35.673	<u>102.8</u>	31.023	113.8	41.253		260.2	1:47.949		13	35.852	94.7	30.923	114.0	41.124		260.2	1:47.899	
6	35.937	96.8	30.818	115.3	41.503		259.0	1:48.258		14	35.556	98.8	30.503	120.4	41.074		258.4	<u>1:47.133</u>	
7	35.674	99.2	30.630	113.4	41.202		259.0	1:47.506		15	<u>35.447</u>	101.9	31.121	114.5	41.335		259.6	1:47.903	
8	35.626	98.3	30.782	116.1	41.397		260.2	1:47.805		16	35.733	102.5	30.919	114.3	41.189		259.6	1:47.841	

73 GONÇALO RIBEIRO (POR)										YAMAHA									
lap	Sect-1	Speed	Sect-2	Speed	Sect-3	Speed	TopSpeed	laptime	pit	lap	Sect-1	Speed	Sect-2	Speed	Sect-3	Speed	Topspeed	laptime	pit
1		85.9	33.028	112.3	43.005		172.0	1:56.831		7	Pit Out	87.9	41.530	107.4	44.066			4:57.618	
2	37.017	94.4	32.328	110.4	43.084		262.8	1:52.429		8	37.380	<u>98.7</u>	39.975	108.4	43.255		260.2	2:00.610	
3	37.056	94.3	<u>32.129</u>	113.7	42.722		<u>265.4</u>	1:51.907		9	36.944	98.4	32.665	113.6	43.097		261.5	1:52.706	
4	<u>36.731</u>	97.7	32.288	<u>115.4</u>	42.753		<u>265.4</u>	1:51.772		10	36.805	97.7	32.287	113.8	43.539		264.1	1:52.631	
5	36.876	96.9	32.159	115.3	<u>42.652</u>		264.7	<u>1:51.687</u>		11	36.981	95.6	32.634	110.8	42.963		261.5	1:52.578	
6	38.700	91.8	33.339	106.8	Pit In		264.7	<u>2:17.337</u>		12	40.606	97.6	35.155	109.9	Pit In		261.5	<u>2:22.011</u>	

74 CARTER BROWN (GBR)										YAMAHA									
lap	Sect-1	Speed	Sect-2	Speed	Sect-3	Speed	TopSpeed	laptime	pit	lap	Sect-1	Speed	Sect-2	Speed	Sect-3	Speed	Topspeed	laptime	pit
1		89.1	32.104	100.2	42.056		169.3	1:53.691		9	36.327	92.2	31.353	106.2	41.767		264.1	1:49.447	
2	36.740	92.7	31.604	106.9	41.998		263.4	1:50.342		10	36.371	95.7	31.180	107.0	41.736		266.0	1:49.287	
3	36.264	95.0	31.465	103.6	41.881		265.4	1:49.610		11	<u>35.900</u>	95.2	31.459	105.7	42.361		<u>266.7</u>	1:49.720	
4	36.318	<u>101.7</u>	31.720	108.1	41.744		264.7	1:49.782		12	36.242	97.3	31.285	106.3	41.786		264.1	1:49.313	
5	36.407	93.1	31.551	104.3	41.810		266.0	1:49.768		13	36.150	98.8	31.403	106.0	42.138		265.4	1:49.691	
6	37.363	96.3	31.537	<u>108.9</u>	42.318		260.9	1:51.218		14	36.167	100.2	31.229	107.8	42.067		260.2	1:49.463	
7	36.344	94.9	<u>31.115</u>	105.0	41.913		262.8	1:49.372		15	35.996	96.1	31.375	105.1	41.726		262.1	<u>1:49.097</u>	
8	36.145	95.9	31.543	105.9	41.816		264.7	1:49.504		16	36.307	93.6	31.633	104.4	<u>41.542</u>		265.4	1:49.482	

82 MARIO MAYOR (ESP)										YAMAHA									
lap	Sect-1	Speed	Sect-2	Speed	Sect-3	Speed	TopSpeed	laptime	pit	lap	Sect-1	Speed	Sect-2	Speed	Sect-3	Speed	Topspeed	laptime	pit
1		94.9	31.154	112.6	41.690		161.7	1:49.910		9	35.264	101.2	30.898	110.4	41.271		268.0	1:47.433	
2	36.164	97.1	30.911	<u>116.5</u>	41.554		264.1	1:48.629		10	<u>35.092</u>	103.0	31.022	109.0	41.164		268.7	1:47.278	
3	35.573	95.9	30.882	112.9	41.186		268.7	1:47.641		11	35.282	98.3	30.647	112.4	41.209		269.3	<u>1:47.138</u>	
4	35.466	100.2	30.753	112.7	<u>40.999</u>		268.0	1:47.218		12	35.544	<u>105.2</u>	30.811	111.8	41.198		<u>270.7</u>	1:47.553	


FIM JUNIORGP WORLD CHAMPIONSHIP - PORTIMAO

Autódromo Internacional do Algarve

Stock ECH

29 June - 2 July 2023

Laps and Sector Times - Race - 16 Laps

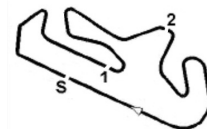
Autodromo Internacional Algarve - 4592mtr.

5	35.372	99.8	30.779	113.4	43.846	270.0	1:49.997	13	35.396	99.3	30.625	113.3	41.221	268.7	1:47.242
6	35.632	96.2	30.816	113.4	43.851	267.3	1:50.299	14	35.596	99.3	30.642	111.9	41.028	<u>270.7</u>	1:47.266
7	35.552	103.9	31.024	107.7	41.121	266.0	1:47.697	15	35.326	99.5	30.931	111.6	41.298	268.7	1:47.555
8	35.286	96.9	<u>30.586</u>	110.4	41.407	266.7	1:47.279	16	35.454	99.1	30.901	116.4	41.554	269.3	1:47.909

85 MATEUSZ HULEWICZ (POL)									YAMAHA								
lap	Sect-1	Speed	Sect-2	Speed	Sect-3	Speed	TopSpeed	laptime pit	lap	Sect-1	Speed	Sect-2	Speed	Sect-3	Speed	Topspeed	laptime pit
1		93.4	32.417	108.8	<u>42.221</u>		170.1	1:54.600	9	36.621	95.0	32.114	105.0	42.625		257.1	1:51.360
2	36.635	96.3	31.972	107.1	42.250		265.4	1:50.857	10	<u>36.278</u>	95.6	31.982	107.8	42.590		260.9	1:50.850
3	36.585	92.5	<u>31.829</u>	106.3	42.475		<u>266.0</u>	1:50.889	11	36.416	94.2	32.302	106.8	42.813		262.1	1:51.531
4	36.309	94.3	32.019	107.8	42.221		<u>266.0</u>	<u>1:50.549</u>	12	36.632	95.4	32.206	113.0	43.159		262.8	1:51.997
5	36.360	93.8	31.923	105.6	42.449		264.1	1:50.732	13	36.512	95.9	32.107	103.9	43.120		263.4	1:51.739
6	36.338	95.7	31.958	111.1	42.878		264.1	1:51.174	14	36.983	94.2	32.297	107.2	42.927		260.2	1:52.207
7	36.299	95.7	32.152	105.8	42.832		262.1	1:51.283	15	36.565	93.6	31.978	102.1	42.628		260.9	1:51.171
8	36.433	<u>98.9</u>	32.080	<u>113.6</u>	42.716		260.9	1:51.229	16	36.619	93.8	32.265	107.4	42.907		260.9	1:51.791

86 KYLIAN NESTOLA (ITA)									YAMAHA								
lap	Sect-1	Speed	Sect-2	Speed	Sect-3	Speed	TopSpeed	laptime pit	lap	Sect-1	Speed	Sect-2	Speed	Sect-3	Speed	Topspeed	laptime pit
1		85.7	32.281	104.5	41.931		170.9	1:53.423	9	36.132	90.5	<u>31.388</u>	<u>110.2</u>	41.859		261.5	1:49.379
2	36.529	87.3	31.536	105.6	42.069		<u>266.0</u>	1:50.134	10	35.991	93.3	31.459	108.7	<u>41.645</u>		262.8	<u>1:49.095</u>
3	36.223	91.9	31.666	106.5	42.108		264.1	1:49.997	11	<u>35.969</u>	92.4	31.429	106.4	1:11.461		265.4	2:18.859
4	36.303	91.7	31.441	109.5	42.013		264.1	1:49.757	12	36.623	91.4	32.282	105.1	42.779		260.2	1:51.684
5	36.179	92.4	31.593	108.3	41.972		262.8	1:49.744	13	36.630	89.0	31.905	101.1	42.261		260.9	1:50.796
6	35.985	91.8	31.520	105.5	41.998		265.4	1:49.503	14	36.712	91.6	32.023	106.4	42.350		261.5	1:51.085
7	37.219	<u>99.6</u>	31.641	106.4	42.088		261.5	1:50.948	15	36.730	90.5	32.137	103.3	43.581		258.4	1:52.448
8	36.039	92.1	31.646	108.0	41.976		260.9	1:49.661	16	37.458	87.1	32.305	105.6	43.175		257.1	1:52.938

99 JACK BEDNAREK (GBR)									YAMAHA								
lap	Sect-1	Speed	Sect-2	Speed	Sect-3	Speed	TopSpeed	laptime pit	lap	Sect-1	Speed	Sect-2	Speed	Sect-3	Speed	Topspeed	laptime pit
1		97.0	32.980	111.6	42.679		176.5	1:56.004	8	36.658	98.3	31.930	111.0	42.961		256.5	1:51.549
2	36.706	98.8	31.758	112.7	42.323		262.1	1:50.787	9	36.985	<u>99.6</u>	31.706	106.7	42.704		255.9	1:51.395
3	<u>36.593</u>	95.2	<u>31.515</u>	110.1	<u>42.123</u>		264.1	<u>1:50.231</u>	10	36.613	94.8	31.768	109.9	42.629		257.8	1:51.010
4	36.655	95.9	31.642	110.8	42.470		<u>266.0</u>	1:50.767	11	47.627	90.4	31.983	110.3	42.745		257.1	2:02.355
5	36.658	98.9	31.700	110.3	42.341		264.7	1:50.699	12	36.896	94.3	31.915	109.8	42.927		260.9	1:51.738
6	36.833	98.2	31.732	<u>112.9</u>	42.580		260.2	1:51.145	13	37.374	93.0	32.255	106.5	43.095		259.6	1:52.724
7	36.829	98.8	31.886	107.4	42.504		257.1	1:51.219	14	46.555	92.8	33.405	105.1	Pit In		252.9	<u>2:20.519</u>



FIM JUNIORGP WORLD CHAMPIONSHIP - PORTIMAO

Positions for each lap - Race - 16 Laps

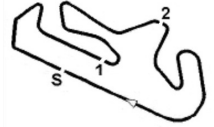
Stock ECh

29 June - 2 July 2023

Positions for each lap

Autodromo Internacional Algarve - 4592mtr.

Pos	Nr.	Name	1	2	3	4	5	6	7	8	9	10	11	12	13	14	15	16
1	17	DANIEL MUÑOZ	17	17	17	17	17	17	17	17	17	17	17	17	17	17	17	17
2	4	ERIC FERNÁNDEZ	8	4	4	4	4	4	4	4	4	4	4	4	4	4	4	4
3	8	MARCO GARCÍA	82	8	8	8	8	8	8	8	23	23	23	23	8	8	8	8
4	69	ARCHIE MCDONALD	69	23	23	23	23	23	23	23	8	8	8	8	69	69	69	69
5	23	ALEX MILLÁN	4	82	82	82	69	44	44	69	69	69	69	69	23	23	23	23
6	82	MARIO MAYOR	23	69	69	13	44	69	69	44	44	44	44	44	44	44	82	82
7	13	DINO IOZZO	13	6	13	69	82	13	13	13	13	13	13	82	82	82	44	13
8	44	ADRÍAN RODRÍGUEZ	6	13	44	44	13	6	6	6	82	82	82	13	13	13	13	44
9	6	JACOPO HOSCIUC	44	44	6	6	6	82	82	82	6	6	6	6	6	6	6	6
10	24	MAXIMILIANO ROCHA	24	24	24	24	24	3	3	3	3	24	3	24	3	24	24	24
11	3	PASQUALE ALFANO	21	21	3	3	3	24	24	24	24	3	24	3	24	3	3	3
12	21	DANIEL BROOKS	3	3	21	21	21	21	10	10	10	21	21	21	21	21	21	21
13	74	CARTER BROWN	10	10	10	10	10	10	21	21	21	37	37	10	10	10	37	74
14	37	COREY TINKER	37	86	86	86	86	86	37	37	37	10	10	37	37	37	74	37
15	10	GUILLERMO MARCEL MORENO	86	74	74	74	74	37	86	86	86	86	74	74	74	74	10	10
16	85	MATEUSZ HULEWICZ	74	37	37	37	37	74	74	74	74	74	85	85	85	85	85	85
17	61	JAVIER DEL OLMO	85	85	85	85	85	85	85	85	85	85	61	61	61	61	61	61
18	64	NAZARENO LEONEL GOMEZ ARRIBAS	64	64	64	64	99	99	99	99	99	99	64	64	64	64	64	64
19	86	KYLIAN NESTOLA	99	99	99	99	64	64	64	64	61	61	99	99	99	86	86	86
20	99	JACK BEDNAREK	61	61	61	61	61	61	61	61	64	64	86	86	86	99		
21	73	GONÇALO RIBEIRO	73	73	73	73	73	73	73	73	73	73	73					



FIM JUNIOR GP WORLD CHAMPIONSHIP - PORTIMAO

Autódromo Internacional do Algarve

Heat name : Stock ECh - Race - 16 Laps
 Heat Date : 02 July 2023
 Track name : Autodromo Internacional Algarve - 4592 mtr.

Participants Started	: 21	Participants Classified	: 19
Participants Finished	: 19	Participants Not Classified	: 2
Participants Not Finished	: 2		

Green flag at	: 16:01:11	Heat recording start time	: 15:43:53
Finish flag waved at	: 16:29:29	Heat recording end time	: 16:32:40
Total time under Green	: 28:18	Total of All Laps in Heat	: 330
Number of cautions	: 0	Total time under Yellow	: 00:00:00
Number of code-60's	: 0	Total time under Code-60	: 00:00:00

Leader history during the Heat

#	Nbr	Lap	to Lap	Name	Motorcycle
1	17	1	16	DANIEL MUÑOZ	YAMAHA

Best Lap time history during the Heat

#	Nbr	lap time	in lap	Name	Motorcycle	time of day
1	17	1:46.603	1	DANIEL MUÑOZ	YAMAHA	16:02:57
2	17	1:45.775	2	DANIEL MUÑOZ	YAMAHA	16:04:43
3	17	1:45.650	3	DANIEL MUÑOZ	YAMAHA	16:06:29

Summary of number of laps in the lead

#	Nbr	Name	Motorcycle	# Laps in the lead
1	17	DANIEL MUÑOZ	YAMAHA	16