

FIM JUNIORGP WORLD CHAMPIONSHIP - PORTIMAO

Autódromo Internacional do Algarve

Moto 2 ECh

Result Race 2 - 16 Laps

29 June - 2 July 2023

Autodromo Internacional Algarve - 4592mtr.


Pos	Nbr	Name / Entrant	Motorcycle	Gap	Total time	Fastest	In	Avg. Speed
1	81	SENNA AGIUS (AUS) LIQUI MOLY HUSQVARNA	KALEX	-- 16 laps --	27:46.015	1:43.783	4	158.76
2	18	XAVIER CARDELÚS (AND) PROMORACING	KALEX	5.500	27:51.515	1:43.992	3	158.23
3	31	ROBERTO GARCÍA (ESP) CARDOSO-FANTICRACING	KALEX	6.929	27:52.944	1:43.735	3	158.10
4	8	MARCO TAPIA (ESP) YAMAHA PHILIPPINES STYLOB	KALEX	11.550	27:57.565	1:44.254	8	157.66
5	67	ALBERTO SURRA (ITA) TEAMCIATTI-BOSCOSCURO	BOSCOSCURO	11.580	27:57.595	1:44.115	3	157.66
6	74	PIOTR BIESIEKIRSKI (POL) FAU55 EUVIC RACING	KALEX	11.904	27:57.919	1:44.396	9	157.63
7	35	SAM WILFORD (GBR) AGR TEAM	KALEX	17.960	28:03.975	1:44.486	3	157.06
8	13	MATTIA RATO (ITA) AGR TEAM	KALEX	21.252	28:07.267	1:44.914	13	156.76
9	55	ALEX TOLEDO (ESP) EASYRACE TEAM	BOSCOSCURO	21.257	28:07.272	1:44.878	15	156.76
10	72	YERAY RUIZ (ESP) FAU55 TEY RACING	KALEX	27.454	28:13.469	1:44.609	3	156.18
11	77	MATTIA VOLPI (ITA) MMR	KALEX	31.208	28:17.223	1:45.410	12	155.84
12	87	GERARD RIU (ESP) PROMORACING	KALEX	32.701	28:18.716	1:45.284	5	155.70
13	27	MAXWELL BERTALAN TOTH (USA) MMR-AMERICAN RACING JR	KALEX	43.356	28:29.371	1:46.185	7	154.73
14	32	KYLE PAZ (PHI) YAMAHA PHILIPPINES STYLOB	KALEX	53.719	28:39.734	1:46.208	6	153.80
15	21	EDUARDO MONTERO (ESP) STV LAGLI SSE RACING	KALEX	58.449	28:44.464	1:47.018	3	153.38
16	33	FILIP REHACEK (CZE) CARDOSO-FANTICRACING	KALEX	1:01.160	28:47.175	1:47.092	2	153.13
17	9	CHARLES AUBRIE (FRA) JEG RACING	KALEX	-- 15 laps --	27:48.801	1:49.858	2	148.59
18	98	CHANON INTA (THA) SF RACING	KALEX	1.085	27:49.886	1:49.659	2	148.49
Not Classified		Did not Finish						
DNF	29	HARRISON VOIGHT (AUS) YAMAHA PHILIPPINES STYLO	KALEX	-- 8 laps --	14:35.306	1:44.909	6	151.08

Fastest time: 1:43.735 in lap 3 by nbr. 31 : ROBERTO GARCÍA (KALEX)

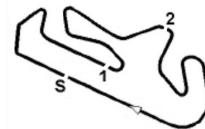
Publication-time

Results: <https://livetiming.raceresults.nu/autodromodoalgarve>

Timekeeping by :

Timekeeper		
	Miguel C. Calado Glória	Race Director
		Stewards

Page 1 of 2



FIM JUNIORGP WORLD CHAMPIONSHIP - PORTIMAO

Autódromo Internacional do Algarve

Moto 2 ECh

29 June - 2 July 2023

Result Race 2 - 16 Laps

Autodromo Internacional Algarve - 4592mtr.

Pos	Nbr	Name / Entrant	Motorcycle	Gap	Total time	Fastest	In	Avg. Speed
DNF	23	NICCOLÒ ANTONELLI (ITA) MMR	KALEX	-- 7 laps --	12:16.114	1:44.370	5	157.20
DNF	49	FRANCESCO MONGIARDO (ITA) TEAMCIATTI-BOSCOSCURO	BOSCOSCURO	-- 5 laps --	8:52.923	1:45.339	5	155.09
DNF	10	UNAI ORRADRE (ESP) STV LAGLI SSE RACING	KALEX					


Fastest time : 1:43.735 in lap 3 by nbr. 31 : ROBERTO GARCÍA (KALEX)

Publication-time

Results: <https://livetiming.raceresults.nu/autodromodoalgarve>

Timekeeping by :

Timekeeper

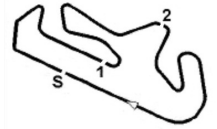


Miguel C. Calado Glória

Race Director

Stewards

Page 2 of 2



FIM JUNIORGP WORLD CHAMPIONSHIP - PORTIMAO

Autódromo Internacional do Algarve

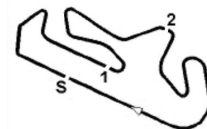
Moto 2 ECh

29 June - 2 July 2023

Laptimes - Race 2 - 16 Laps

Autodromo Internacional Algarve - 4592mtr.

Nbr	Name	Laps	lap	Lap ..1	Lap ..2	Lap ..3	Lap ..4	Lap ..5	Lap ..6	Lap ..7	Lap ..8	Lap ..9	Lap ..0
81	SENN A GIUS	16	1 - 10	1:45.154	1:43.924	1:43.898	1:43.783	1:43.904	1:44.032	1:43.912	1:43.951	1:44.333	1:44.049
			11 - 20	1:44.412	1:44.292	1:43.934	1:44.044	1:43.880	1:44.513				
18	XAVIER CARDELÚS	16	1 - 10	1:45.724	1:44.474	1:43.992	1:44.354	1:44.096	1:44.672	1:44.980	1:44.357	1:44.374	1:44.312
			11 - 20	1:43.994	1:44.380	1:44.612	1:44.457	1:44.200	1:44.537				
31	ROBERTO GARCÍA	16	1 - 10	1:46.163	1:44.162	1:43.735	1:44.234	1:44.253	1:44.711	1:45.334	1:44.291	1:44.370	1:44.375
			11 - 20	1:44.334	1:43.974	1:44.667	1:44.550	1:44.579	1:45.212				
8	MARCO TAPIA	16	1 - 10	1:46.796	1:44.859	1:44.520	1:44.597	1:44.749	1:44.578	1:44.451	1:44.254	1:44.599	1:44.496
			11 - 20	1:44.605	1:44.626	1:44.470	1:45.256	1:45.189	1:45.520				
67	ALBERTO SURRA	16	1 - 10	1:46.270	1:44.278	1:44.115	1:44.253	1:44.186	1:44.476	1:45.186	1:44.299	1:44.515	1:44.502
			11 - 20	1:44.735	1:45.278	1:45.165	1:45.483	1:45.286	1:45.568				
74	PIOTR BIESIEKIRSKI	16	1 - 10	1:46.878	1:44.924	1:44.714	1:44.770	1:44.587	1:44.529	1:44.521	1:44.691	1:44.396	1:44.749
			11 - 20	1:44.589	1:44.732	1:44.896	1:44.876	1:44.927	1:45.140				
35	SAM WILFORD	16	1 - 10	1:47.788	1:44.671	1:44.486	1:44.518	1:44.538	1:45.254	1:44.863	1:44.855	1:45.516	1:45.201
			11 - 20	1:45.108	1:45.505	1:45.522	1:45.531	1:45.141	1:45.478				
13	MATTIA RATO	16	1 - 10	1:48.739	1:44.967	1:45.132	1:45.163	1:45.481	1:45.286	1:45.314	1:45.505	1:45.205	1:45.129
			11 - 20	1:45.257	1:45.320	1:44.914	1:45.118	1:45.083	1:45.654				
55	ALEX TOLEDO	16	1 - 10	1:48.429	1:45.001	1:45.366	1:45.167	1:45.700	1:45.311	1:45.268	1:45.461	1:45.169	1:45.142
			11 - 20	1:45.462	1:45.174	1:45.028	1:45.141	1:44.878	1:45.575				
72	YERAY RUIZ	16	1 - 10	1:49.835	1:45.173	1:44.609	1:44.895	1:45.215	1:45.153	1:45.135	1:45.563	1:46.113	1:45.283
			11 - 20	1:45.357	1:45.780	1:45.578	1:46.208	1:46.626	1:46.946				
77	MATTIA VOLPI	16	1 - 10	1:51.201	1:46.284	1:45.820	1:45.623	1:45.899	1:45.919	1:45.468	1:45.575	1:45.675	1:45.643
			11 - 20	1:45.604	1:45.410	1:45.663	1:45.652	1:45.987	1:45.800				
87	GERARD RIU	16	1 - 10	1:49.222	1:45.870	1:45.800	1:45.541	1:45.284	1:45.587	1:45.901	1:46.140	1:45.816	1:45.789
			11 - 20	1:45.811	1:46.283	1:45.947	1:46.281	1:46.126	1:47.318				
27	MAXWELL BERTALAN TOTH	16	1 - 10	1:50.364	1:47.474	1:46.232	1:46.351	1:46.253	1:46.318	1:46.185	1:46.259	1:46.915	1:46.279
			11 - 20	1:46.855	1:46.574	1:46.305	1:46.779	1:46.717	1:47.511				
32	KYLE PAZ	16	1 - 10	1:51.091	1:46.900	1:46.220	1:46.341	1:46.325	1:46.208	1:46.855	1:48.691	1:47.434	1:47.597
			11 - 20	1:47.641	1:47.689	1:47.919	1:47.399	1:47.624	1:47.800				
21	EDUARDO MONTERO	16	1 - 10	1:52.354	1:47.217	1:47.018	1:47.598	1:47.409	1:47.391	1:47.906	1:48.086	1:47.783	1:47.536
			11 - 20	1:47.689	1:47.761	1:47.242	1:47.194	1:47.141	1:47.139				
33	FILIP REHA CEK	16	1 - 10	1:52.211	1:47.092	1:47.110	1:47.484	1:47.479	1:47.355	1:47.951	1:48.165	1:47.689	1:47.560
			11 - 20	1:47.716	1:47.862	1:47.540	1:47.789	1:47.743	1:48.429				
9	CHARLES AUBRIE	15	1 - 10	1:54.727	1:49.858	1:50.518	1:50.399	1:50.617	1:51.246	1:51.095	1:50.822	1:51.297	1:51.303
			11 - 20	1:51.167	1:51.626	1:51.562	1:50.734	1:51.830					
98	CHANNON INTA	15	1 - 10	1:54.080	1:49.659	1:50.508	1:50.528	1:51.111	1:51.264	1:50.901	1:50.904	1:51.421	1:51.160
			11 - 20	1:51.355	1:51.480	1:51.410	1:50.971	1:53.134					
29	HARRISON VOIGHT	8	1 - 10	1:48.059	1:47.055	1:45.047	1:46.010	1:45.008	1:44.909	1:48.271	2:10.947		
23	NICCOLÒ ANTONELLI	7	1 - 10	1:47.916	1:45.092	1:44.646	1:44.852	1:44.370	1:44.579	1:44.659			
49	FRANCESCO MONGIARDO	5	1 - 10	1:50.518	1:45.878	1:45.678	1:45.510	1:45.339					
10	UNAI ORRADRE		1 - 10										



FIM JUNIORGP WORLD CHAMPIONSHIP - PORTIMAO

Autódromo Internacional do Algarve

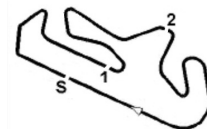
Moto 2 ECh

29 June - 2 July 2023

Sector analyse - Race 2 - 16 Laps

Autodromo Internacional Algarve - 4592mtr.

Pos	Nbr	Name / Team name	Sector 1			Sector 2			Sector 3			theoretical best	Actual best	In
			time	Lap	pos	time	Lap	pos	time	Lap	pos			
1	81	SENNA AGIUS (AUS)	33.973	11	1	29.615	2	1	39.936	5	8	1:43.524	1:43.783	4
2	18	XAVIERCARDELÚS (AND)	34.196	12	3	29.869	3	3	39.696	3	1	1:43.761	1:43.992	3
3	31	ROBERTO GARCÍA (ESP)	34.009	3	2	29.837	3	2	39.847	2	3	1:43.693	1:43.735	3
4	8	MARCO TAPIA (ESP)	34.318	8	6	29.931	13	6	39.912	2	6	1:44.161	1:44.254	8
5	67	ALBERTO SURRA (ITA)	34.317	12	5	29.877	3	4	39.760	2	2	1:43.954	1:44.115	3
6	74	PIOTR BIESIEKIRSKI (POL)	34.332	9	8	29.933	7	7	39.873	2	4	1:44.138	1:44.396	9
7	35	SAM WILFORD (GBR)	34.441	3	10	30.012	4	11	39.902	5	5	1:44.355	1:44.486	3
8	13	MATTIA RATO (ITA)	34.322	13	7	30.038	7	12	40.214	3	12	1:44.574	1:44.914	13
9	55	ALEX TOLEDO (ESP)	34.450	15	12	29.997	2	10	40.189	6	11	1:44.636	1:44.878	15
10	72	YERAY RUIZ (ESP)	34.428	5	9	29.927	3	5	40.066	3	10	1:44.421	1:44.609	3
11	77	MATTIA VOLPI (ITA)	34.685	14	15	30.190	7	14	40.430	12	15	1:45.305	1:45.410	12
12	87	GERARD RIU (ESP)	34.578	6	14	30.183	5	13	40.265	5	13	1:45.026	1:45.284	5
13	27	MAXWELL BERTALAN TOTH (USA)	34.967	6	16	30.362	13	16	40.585	1	16	1:45.914	1:46.185	7
14	32	KYLE PAZ (PHI)	35.008	9	17	30.387	5	17	40.699	2	17	1:46.094	1:46.208	6
15	21	EDUARDO MONTERO (ESP)	35.088	15	19	30.746	13	19	40.910	2	18	1:46.744	1:47.018	3
16	33	FILIP REHACEK (CZE)	35.059	3	18	30.703	2	18	41.019	2	19	1:46.781	1:47.092	2
17	9	CHARLES AUBRIE (FRA)	36.010	2	21	31.620	4	20	42.104	2	21	1:49.734	1:49.858	2
18	98	CHANON INTA (THA)	35.901	2	20	31.672	2	21	42.086	2	20	1:49.659	1:49.659	2
19	29	HARRISON VOIGHT (AUS)	34.520	6	13	29.989	2	9	40.004	1	9	1:44.513	1:44.909	6
20	23	NICCOLÒ ANTONELLI (ITA)	34.249	8	4	29.955	5	8	39.919	7	7	1:44.123	1:44.370	5
21	49	FRANCESCO MONGIARDO (ITA)	34.449	5	11	30.193	4	15	40.363	2	14	1:45.005	1:45.339	5
22	10	UNAI ORRADRE (ESP)												


FIM JUNIORGP WORLD CHAMPIONSHIP - PORTIMAO

Autódromo Internacional do Algarve

Moto 2 ECH

29 June - 2 July 2023

Laps and Sector Times - Race 2 - 16 Laps

Autodromo Internacional Algarve - 4592mtr.

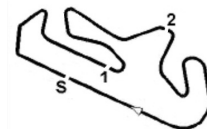
8 MARCO TAPIA (ESP)										KALEX									
lap	Sect-1	Speed	Sect-2	Speed	Sect-3	Speed	TopSpeed	laptime	pit	lap	Sect-1	Speed	Sect-2	Speed	Sect-3	Speed	Topspeed	laptime	pit
1		97.1	30.225	118.7	40.332		166.4	1:46.796		9	34.575	105.5	29.987		40.037		282.7	1:44.599	
2	34.935	100.0	30.012	120.5	<u>39.912</u>		282.0	1:44.859		10	34.395	101.7	29.987	120.5	40.114		282.0	1:44.496	
3	34.539	99.5	29.961	121.5	40.020		<u>285.0</u>	1:44.520		11	34.469	103.1	29.976	123.7	40.160		283.5	1:44.605	
4	34.540	101.2	30.000	121.5	40.057		284.2	1:44.597		12	34.416	103.0	30.084	122.2	40.126		283.5	1:44.626	
5	34.640	101.2	29.981	121.2	40.128		284.2	1:44.749		13	34.510	99.7	<u>29.931</u>	120.8	40.029		283.5	1:44.470	
6	34.412	102.2	30.084	124.0	40.082		284.2	1:44.578		14	34.437	103.3	30.535		40.284		<u>285.0</u>	1:45.256	
7	34.467	100.5	29.957	121.2	40.027		284.2	1:44.451		15	34.603	101.7	30.119	<u>127.4</u>	40.467		280.5	1:45.189	
8	<u>34.318</u>	103.6	29.978	121.5	39.958		284.2	<u>1:44.254</u>		16	34.748	99.6	30.544	121.1	40.228		281.3	1:45.520	

9 CHARLES AUBRIE (FRA)										KALEX									
lap	Sect-1	Speed	Sect-2	Speed	Sect-3	Speed	TopSpeed	laptime	pit	lap	Sect-1	Speed	Sect-2	Speed	Sect-3	Speed	Topspeed	laptime	pit
1		85.5	31.890	107.1	42.532		185.6	1:54.727		9	36.726	89.9	31.977	102.8	42.594		266.7	1:51.297	
2	<u>36.010</u>	<u>96.3</u>	31.744	<u>107.4</u>	<u>42.104</u>		<u>278.4</u>	<u>1:49.858</u>		10	36.638	92.2	32.106	101.3	42.559		266.7	1:51.303	
3	36.251	92.5	32.005	103.2	42.262		276.2	1:50.518		11	36.536	93.2	31.912	104.0	42.719		268.0	1:51.167	
4	36.610	93.3	<u>31.620</u>	107.0	42.169		269.3	1:50.399		12	36.918	91.4	32.144	104.0	42.564		269.3	1:51.626	
5	36.532	92.9	31.672	105.4	42.413		272.7	1:50.617		13	36.477	91.4	32.236	105.9	42.849		268.0	1:51.562	
6	36.599	93.4	32.131	103.3	42.516		270.0	1:51.246		14	36.362	93.3	31.824	106.6	42.548		272.0	1:50.734	
7	36.577	94.6	31.941	106.3	42.577		268.7	1:51.095		15	36.569	94.2	32.754	106.8	42.507		266.7	1:51.830	
8	36.337	95.9	31.974	104.1	42.511		265.4	1:50.822		16									

10 UNAI ORRADRE (ESP)										KALEX									
lap	Sect-1	Speed	Sect-2	Speed	Sect-3	Speed	TopSpeed	laptime	pit	lap	Sect-1	Speed	Sect-2	Speed	Sect-3	Speed	Topspeed	laptime	pit

13 MATTIA RATO (ITA)										KALEX									
lap	Sect-1	Speed	Sect-2	Speed	Sect-3	Speed	TopSpeed	laptime	pit	lap	Sect-1	Speed	Sect-2	Speed	Sect-3	Speed	Topspeed	laptime	pit
1		96.3	30.531	117.8	40.331		179.4	1:48.739		9	34.419	101.3	30.272	118.0	40.514		285.7	1:45.205	
2	34.626	99.4	30.062	116.9	40.279		283.5	1:44.967		10	34.345	99.7	30.315	116.6	40.469		285.7	1:45.129	
3	34.666	98.9	30.252	117.3	<u>40.214</u>		287.2	1:45.132		11	34.439	100.2	30.227	117.5	40.591		285.7	1:45.257	
4	34.767	101.7	30.179	116.3	40.217		286.5	1:45.163		12	34.379	101.4	30.355	119.1	40.586		286.5	1:45.320	
5	34.807	97.5	30.193	116.0	40.481		285.7	1:45.481		13	<u>34.322</u>	101.9	30.142	<u>119.5</u>	40.450		286.5	<u>1:44.914</u>	
6	34.539	101.1	30.243	116.9	40.504		<u>288.0</u>	1:45.286		14	34.349	100.4	30.295	115.0	40.474		286.5	1:45.118	
7	34.902	100.5	<u>30.038</u>	116.3	40.374		285.0	1:45.314		15	34.352	101.4	30.215	116.4	40.516		286.5	1:45.083	
8	34.692	<u>102.4</u>	30.383	115.4	40.430		273.4	1:45.505		16	34.350	100.7	30.350	117.6	40.954		285.7	1:45.654	

18 XAVIER CARDELÚS (AND)										KALEX									
lap	Sect-1	Speed	Sect-2	Speed	Sect-3	Speed	TopSpeed	laptime	pit	lap	Sect-1	Speed	Sect-2	Speed	Sect-3	Speed	Topspeed	laptime	pit
1		97.6	30.133	115.6	39.834		165.4	1:45.724		9	34.345	99.8	30.014	113.9	40.015		285.7	1:44.374	
2	34.512	99.6	30.100	112.6	39.862		286.5	1:44.474		10	34.377	100.6	30.023	113.2	39.912		285.0	1:44.312	
3	34.427	102.2	<u>29.869</u>	115.0	<u>39.696</u>		<u>287.2</u>	<u>1:43.992</u>		11	34.251	100.0	29.879	114.9	39.864		286.5	1:43.994	
4	34.525	98.3	30.043	<u>116.4</u>	39.786		276.2	1:44.354		12	<u>34.196</u>	<u>103.4</u>	30.107	114.9	40.077		<u>287.2</u>	1:44.380	
5	34.316	96.5	29.939	114.4	39.841		286.5	1:44.096		13	34.578	97.0	29.988	115.0	40.046		285.0	1:44.612	
6	34.565	97.9	30.048	115.5	40.059		282.7	1:44.672		14	34.404	100.0	30.205	114.6	39.848		285.7	1:44.457	
7	34.694	97.3	30.232	114.0	40.054		285.7	1:44.980		15	34.388	99.4	29.993	114.2	39.819		285.0	1:44.200	
8	34.363	99.8	30.043	112.6	39.951		285.7	1:44.357		16	34.234	99.9	30.100	113.6	40.203		285.0	1:44.537	


FIM JUNIORGP WORLD CHAMPIONSHIP - PORTIMAO

Autódromo Internacional do Algarve

Moto 2 ECH

29 June - 2 July 2023

Laps and Sector Times - Race 2 - 16 Laps

Autodromo Internacional Algarve - 4592mtr.

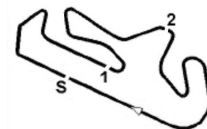
21 EDUARDO MONTERO (ESP)										KALEX									
lap	Sect-1	Speed	Sect-2	Speed	Sect-3	Speed	TopSpeed	laptime	pit	lap	Sect-1	Speed	Sect-2	Speed	Sect-3	Speed	Topspeed	laptime	pit
1		92.4	31.246	<u>118.3</u>	41.630		184.9	1:52.354		9	35.418	96.6	31.030	112.5	41.335		265.4	1:47.783	
2	35.452	98.8	30.855	111.3	<u>40.910</u>		273.4	1:47.217		10	35.157	99.3	30.980	114.8	41.399		269.3	1:47.536	
3	35.136	98.9	30.762	113.3	41.120		279.1	<u>1:47.018</u>		11	35.319	98.3	31.116	112.6	41.254		270.7	1:47.689	
4	35.170	<u>102.2</u>	31.042	115.4	41.386		275.5	1:47.598		12	35.370	100.1	31.078	112.4	41.313		270.0	1:47.761	
5	35.243	97.6	30.828	114.9	41.338		278.4	1:47.409		13	35.290	96.3	<u>30.746</u>	116.4	41.206		<u>284.2</u>	1:47.242	
6	35.277	96.5	30.906	113.8	41.208		274.8	1:47.391		14	35.172	98.1	30.827	114.9	41.195		281.3	1:47.194	
7	35.537	96.6	31.107	111.0	41.262		274.1	1:47.906		15	<u>35.088</u>	100.3	30.777	113.6	41.276		280.5	1:47.141	
8	35.552	98.6	31.199	115.4	41.335		272.7	1:48.086		16	35.121	98.9	30.749	115.5	41.269		282.0	1:47.139	

23 NICCOLÒ ANTONELLI (ITA)										KALEX									
lap	Sect-1	Speed	Sect-2	Speed	Sect-3	Speed	TopSpeed	laptime	pit	lap	Sect-1	Speed	Sect-2	Speed	Sect-3	Speed	Topspeed	laptime	pit
1		99.1	30.338	<u>122.3</u>	40.195		175.6	1:47.916		5	34.373	103.7	<u>29.955</u>	118.0	40.042		288.0	<u>1:44.370</u>	
2	34.739	101.0	30.175	119.6	40.178		283.5	1:45.092		6	34.385	106.0	30.109	118.6	40.085		285.0	1:44.579	
3	34.500	104.7	30.134	119.2	40.012		285.7	1:44.646		7	34.488	104.4	30.252	120.3	<u>39.919</u>		279.1	1:44.659	
4	34.480	107.1	30.127	121.9	40.245		286.5	1:44.852		8									

27 MAXWELL BERTALAN TOTH (USA)										KALEX									
lap	Sect-1	Speed	Sect-2	Speed	Sect-3	Speed	TopSpeed	laptime	pit	lap	Sect-1	Speed	Sect-2	Speed	Sect-3	Speed	Topspeed	laptime	pit
1		91.3	31.485	111.1	<u>40.585</u>		184.0	1:50.364		9	35.009	99.5	30.473	110.8	41.433		281.3	1:46.915	
2	35.922	97.3	30.621	110.2	40.931		<u>287.2</u>	1:47.474		10	35.066	100.1	30.500	<u>113.2</u>	40.713		282.0	1:46.279	
3	34.972	99.3	30.500	110.2	40.760		280.5	1:46.232		11	35.548	98.0	30.500	112.0	40.807		282.7	1:46.855	
4	35.084	97.8	30.511	111.1	40.756		285.0	1:46.351		12	35.053	101.1	30.561	110.2	40.960		282.7	1:46.574	
5	35.065	96.9	30.453	109.3	40.735		285.7	1:46.253		13	35.104	98.8	<u>30.362</u>	111.7	40.839		282.0	1:46.305	
6	<u>34.967</u>	98.2	30.523	111.3	40.828		284.2	1:46.318		14	35.111	100.0	30.686	108.7	40.982		281.3	1:46.779	
7	35.067	99.1	30.429	112.1	40.689		284.2	<u>1:46.185</u>		15	35.044	99.2	30.578	112.5	41.095		282.0	1:46.717	
8	35.008	100.3	30.574	111.1	40.677		282.0	1:46.259		16	35.600	98.7	30.679	111.3	41.232		281.3	1:47.511	

29 HARRISON VOIGHT (AUS)										KALEX									
lap	Sect-1	Speed	Sect-2	Speed	Sect-3	Speed	TopSpeed	laptime	pit	lap	Sect-1	Speed	Sect-2	Speed	Sect-3	Speed	Topspeed	laptime	pit
1		100.3	30.479	<u>120.4</u>	<u>40.004</u>		173.1	1:48.059		5	34.598	98.3	30.232	116.9	40.178		287.2	1:45.008	
2	36.917	100.8	<u>29.989</u>	117.1	40.149		288.0	1:47.055		6	<u>34.520</u>	<u>102.9</u>	30.133	117.4	40.256		288.8	<u>1:44.909</u>	
3	34.816	102.3	30.149	117.9	40.082		280.5	1:45.047		7	36.945	99.1	30.421	118.8	40.905		<u>290.3</u>	1:48.271	
4	35.384	99.6	30.222	118.6	40.404		<u>290.3</u>	1:46.010		8	37.371	100.6	30.879	117.6	Pit In		286.5	<u>2:10.947</u>	

31 ROBERTO GARCÍA (ESP)										KALEX									
lap	Sect-1	Speed	Sect-2	Speed	Sect-3	Speed	TopSpeed	laptime	pit	lap	Sect-1	Speed	Sect-2	Speed	Sect-3	Speed	Topspeed	laptime	pit
1		95.1	30.082	<u>126.0</u>	39.964		170.9	1:46.163		9	34.383	99.3	29.907	116.5	40.080		288.0	1:44.370	
2	34.413	96.8	29.902	119.2	<u>39.847</u>		286.5	1:44.162		10	34.334	100.0	30.007	121.9	40.034		285.7	1:44.375	
3	<u>34.009</u>	100.8	<u>29.837</u>	120.5	39.889		<u>294.3</u>	<u>1:43.735</u>		11	34.232	101.1	30.062	123.0	40.040		288.0	1:44.334	
4	34.299	99.4	29.950	122.9	39.985		288.8	1:44.234		12	34.145	99.5	29.850	119.2	39.979		289.5	1:43.974	
5	34.291	97.9	29.935	121.1	40.027		283.5	1:44.253		13	34.507	97.4	30.020	119.5	40.140		288.0	1:44.667	
6	34.292	<u>102.2</u>	30.190	119.3	40.229		287.2	1:44.711		14	34.348	99.1	30.187	117.1	40.015		285.0	1:44.550	
7	34.527	101.1	30.250	117.9	40.557		288.0	1:45.334		15	34.528	99.0	30.033	117.9	40.018		288.8	1:44.579	
8	34.269	97.1	29.930	115.3	40.092		288.0	1:44.291		16	34.466	97.3	30.355	115.8	40.391		289.5	1:45.212	


FIM JUNIORGP WORLD CHAMPIONSHIP - PORTIMAO

Autódromo Internacional do Algarve

Moto 2 ECH

29 June - 2 July 2023

Laps and Sector Times - Race 2 - 16 Laps

Autodromo Internacional Algarve - 4592mtr.

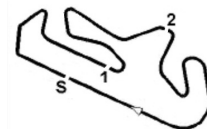
32 KYLE PAZ (PHI)									KALEX										
lap	Sect-1	Speed	Sect-2	Speed	Sect-3	Speed	TopSpeed	laptime	pit	lap	Sect-1	Speed	Sect-2	Speed	Sect-3	Speed	Topspeed	laptime	pit
1		90.9	31.438	111.7	41.200		185.6	1:51.091		9	<u>35.008</u>	99.7	30.903	115.5	41.523		279.1	1:47.434	
2	35.731	95.4	30.470	117.9	<u>40.699</u>		275.5	1:46.900		10	35.254	98.5	30.884	116.3	41.459		280.5	1:47.597	
3	35.096	99.2	30.415	112.6	40.709		274.1	1:46.220		11	35.440	95.2	30.941	115.6	41.260		280.5	1:47.641	
4	35.156	97.8	30.456	114.4	40.729		267.3	1:46.341		12	35.353	97.4	30.789	113.7	41.547		281.3	1:47.689	
5	35.177	96.2	<u>30.387</u>	114.0	40.761		269.3	1:46.325		13	35.630	<u>101.0</u>	30.974	117.4	41.315		277.6	1:47.919	
6	35.073	97.4	30.431	115.5	40.704		<u>286.5</u>	<u>1:46.208</u>		14	35.425	97.1	30.797	<u>118.0</u>	41.177		279.1	1:47.399	
7	35.240	99.0	30.421	117.8	41.194		264.7	1:46.855		15	35.508	97.6	30.827	116.4	41.289		278.4	1:47.624	
8	36.158	98.7	30.851	<u>118.0</u>	41.682		284.2	1:48.691		16	35.338	98.6	30.813	117.3	41.649		278.4	1:47.800	

33 FILIP REHACEK (CZE)									KALEX										
lap	Sect-1	Speed	Sect-2	Speed	Sect-3	Speed	TopSpeed	laptime	pit	lap	Sect-1	Speed	Sect-2	Speed	Sect-3	Speed	Topspeed	laptime	pit
1		91.7	31.338	115.1	41.586		187.5	1:52.211		9	35.253	96.2	31.144	113.8	41.292		282.0	1:47.689	
2	35.370	97.6	<u>30.703</u>	116.8	<u>41.019</u>		279.1	<u>1:47.092</u>		10	35.091	97.9	31.153	113.2	41.316		281.3	1:47.560	
3	<u>35.059</u>	96.6	30.869	114.6	41.182		282.7	1:47.110		11	35.337	97.1	31.073	115.1	41.306		277.6	1:47.716	
4	35.081	98.8	31.054	<u>117.1</u>	41.349		<u>285.0</u>	1:47.484		12	35.244	97.6	31.182	112.3	41.436		279.8	1:47.862	
5	35.172	96.3	30.943	114.5	41.364		282.0	1:47.479		13	35.703	95.1	30.748	111.5	41.089		282.0	1:47.540	
6	35.216	95.7	30.946	115.3	41.193		283.5	1:47.355		14	35.399	98.2	31.098	110.9	41.292		280.5	1:47.789	
7	35.559	95.9	31.106	114.5	41.286		282.7	1:47.951		15	35.263	97.0	31.030	109.8	41.450		282.7	1:47.743	
8	35.419	<u>99.2</u>	31.211	115.1	41.535		280.5	1:48.165		16	35.475	96.3	31.433	113.0	41.521		282.7	1:48.429	

35 SAM WILFORD (GBR)									KALEX										
lap	Sect-1	Speed	Sect-2	Speed	Sect-3	Speed	TopSpeed	laptime	pit	lap	Sect-1	Speed	Sect-2	Speed	Sect-3	Speed	Topspeed	laptime	pit
1		99.1	30.359	<u>122.9</u>	40.189		180.0	1:47.788		9	34.599	103.5	30.328	118.7	40.589		282.7	1:45.516	
2	34.601	101.1	30.071	121.3	39.999		283.5	1:44.671		10	34.519	103.1	30.405	120.5	40.277		281.3	1:45.201	
3	<u>34.441</u>	102.4	30.078	121.8	39.967		<u>287.2</u>	<u>1:44.486</u>		11	34.507	100.4	30.327	120.3	40.274		282.7	1:45.108	
4	34.532	100.3	<u>30.012</u>	120.8	39.974		286.5	1:44.518		12	34.623	100.1	30.364	119.5	40.518		285.0	1:45.505	
5	34.564	101.4	30.072	119.2	<u>39.902</u>		284.2	1:44.538		13	34.697	99.4	30.348	121.2	40.477		283.5	1:45.522	
6	34.745	99.2	30.108	121.6	40.401		280.5	1:45.254		14	34.618	100.5	30.556	117.9	40.357		282.0	1:45.531	
7	34.461	101.6	30.341	120.4	40.061		285.0	1:44.863		15	34.570	<u>103.9</u>	30.328	120.7	40.243		282.0	1:45.141	
8	34.596	101.3	30.051	121.2	40.208		282.0	1:44.855		16	34.588	100.6	30.400	119.3	40.490		282.0	1:45.478	

49 FRANCESCO MONGIARDO (ITA)									BOSCOSCURO										
lap	Sect-1	Speed	Sect-2	Speed	Sect-3	Speed	TopSpeed	laptime	pit	lap	Sect-1	Speed	Sect-2	Speed	Sect-3	Speed	Topspeed	laptime	pit
1		89.3	31.251	<u>120.8</u>	40.548		175.0	1:50.518		4	34.816	98.9	<u>30.193</u>		40.501		285.0	1:45.510	
2	35.303	100.2	30.212	117.6	<u>40.363</u>		282.7	1:45.878		5	<u>34.449</u>	100.7	30.295	119.3	40.595		284.2	<u>1:45.339</u>	
3	34.867	101.4	30.318	118.9	40.493		285.0	1:45.678		6									

55 ALEX TOLEDO (ESP)									BOSCOSCURO										
lap	Sect-1	Speed	Sect-2	Speed	Sect-3	Speed	TopSpeed	laptime	pit	lap	Sect-1	Speed	Sect-2	Speed	Sect-3	Speed	Topspeed	laptime	pit
1		100.7	30.549	114.9	40.281		175.6	1:48.429		9	34.589	<u>105.9</u>	30.306	<u>122.4</u>	40.274		281.3	1:45.169	
2	34.718	99.6	<u>29.997</u>	120.5	40.286		<u>295.9</u>	1:45.001		10	34.537	101.8	30.254	117.8	40.351		282.0	1:45.142	
3	34.765	101.6	30.239	117.0	40.362		284.2	1:45.366		11	34.462	104.4	30.475	120.0	40.525		282.0	1:45.462	
4	34.652	102.2	30.120	118.6	40.395		288.8	1:45.167		12	34.547	100.9	30.103	118.9	40.524		285.7	1:45.174	
5	34.808	100.3	30.413	117.4	40.479		286.5	1:45.700		13	34.571	102.8	30.044	120.1	40.413		284.2	1:45.028	
6	34.564	100.7	30.558	116.9	<u>40.189</u>		288.0	1:45.311		14	34.540	101.3	30.224	116.0	40.377		285.0	1:45.141	
7	34.908	101.0	30.057	121.2	40.303		279.8	1:45.268		15	<u>34.450</u>	101.9	30.187	117.4	40.241		285.7	<u>1:44.878</u>	



FIM JUNIORGP WORLD CHAMPIONSHIP - PORTIMAO

Autódromo Internacional do Algarve

Moto 2 ECH

29 June - 2 July 2023

Laps and Sector Times - Race 2 - 16 Laps

Autodromo Internacional Algarve - 4592mtr.

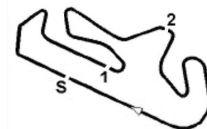
8	34.745	102.1	30.263	119.6	40.453	279.1	1:45.461	16	34.602	101.6	30.152	121.9	40.821	282.0	1:45.575
---	--------	-------	--------	-------	--------	-------	----------	----	--------	-------	--------	-------	--------	-------	----------

67 ALBERTO SURRA (ITA)									BOSCOSCURO										
lap	Sect-1	Speed	Sect-2	Speed	Sect-3	Speed	TopSpeed	laptime	pit	lap	Sect-1	Speed	Sect-2	Speed	Sect-3	Speed	Topspeed	laptime	pit
1		96.3	30.213	118.2	40.099		170.1	1:46.270		9	34.467	101.1	29.956	115.5	40.092		285.7	1:44.515	
2	34.596	97.4	29.922	116.0	<u>39.760</u>		279.1	1:44.278		10	34.362	101.8	30.110	114.9	40.030		285.7	1:44.502	
3	34.466	100.4	<u>29.877</u>	115.9	39.772		<u>287.2</u>	<u>1:44.115</u>		11	34.372	99.9	30.210	116.5	40.153		284.2	1:44.735	
4	34.391	97.6	29.979	<u>120.9</u>	39.883		285.0	1:44.253		12	<u>34.317</u>	<u>102.5</u>	30.436	112.7	40.525		286.5	1:45.278	
5	34.370	98.4	29.931	115.1	39.885		285.0	1:44.186		13	34.600	100.0	30.160	116.4	40.405		285.7	1:45.165	
6	34.496	98.7	30.015	115.9	39.965		280.5	1:44.476		14	34.675	100.2	30.405	115.0	40.403		285.0	1:45.483	
7	34.644	97.0	30.138	117.1	40.404		281.3	1:45.186		15	34.486	101.1	30.267	118.8	40.533		285.0	1:45.286	
8	34.462	98.3	29.961	115.3	39.876		285.0	1:44.299		16	34.570	100.9	30.619	<u>120.9</u>	40.379		<u>287.2</u>	1:45.568	

72 YERAY RUIZ (ESP)									KALEX										
lap	Sect-1	Speed	Sect-2	Speed	Sect-3	Speed	TopSpeed	laptime	pit	lap	Sect-1	Speed	Sect-2	Speed	Sect-3	Speed	Topspeed	laptime	pit
1		95.2	31.425	115.4	40.317		162.9	1:49.835		9	34.459	<u>108.4</u>	31.288	114.8	40.366		282.0	1:46.113	
2	34.890	103.3	30.061	113.9	40.222		288.0	1:45.173		10	34.507	105.6	30.390	115.8	40.386		285.7	1:45.283	
3	34.616	101.6	<u>29.927</u>	116.5	<u>40.066</u>		280.5	<u>1:44.609</u>		11	34.756	103.8	30.190	113.3	40.411		279.1	1:45.357	
4	34.609	104.4	30.131	116.9	40.155		<u>288.8</u>	1:44.895		12	34.741	103.1	30.376	112.7	40.663		285.7	1:45.780	
5	<u>34.428</u>	101.0	30.405	113.6	40.382		287.2	1:45.215		13	34.748	101.8	30.184	115.5	40.646		285.0	1:45.578	
6	34.685	97.8	30.081	115.6	40.387		284.2	1:45.153		14	34.738	103.6	30.534	112.0	40.936		285.0	1:46.208	
7	34.507	105.5	30.168	116.6	40.460		281.3	1:45.135		15	34.889	106.4	30.633	110.8	41.104		282.7	1:46.626	
8	34.522	107.4	30.470	<u>117.1</u>	40.571		282.7	1:45.563		16	34.853	103.8	30.810	113.2	41.283		282.0	1:46.946	

74 PIOTR BIESIEKIRSKI (POL)									KALEX										
lap	Sect-1	Speed	Sect-2	Speed	Sect-3	Speed	TopSpeed	laptime	pit	lap	Sect-1	Speed	Sect-2	Speed	Sect-3	Speed	Topspeed	laptime	pit
1		97.2	30.313	118.4	40.165		168.2	1:46.878		9	<u>34.332</u>	102.2	29.958	118.0	40.106		276.9	<u>1:44.396</u>	
2	35.034	99.8	30.017	117.4	<u>39.873</u>		273.4	1:44.924		10	34.375	<u>103.8</u>	30.257	116.0	40.117		276.9	1:44.749	
3	34.603	101.0	30.093	116.8	40.018		274.1	1:44.714		11	34.398	101.9	30.044	117.9	40.147		<u>279.8</u>	1:44.589	
4	34.594	101.8	30.032	117.9	40.144		279.1	1:44.770		12	34.416	101.9	30.156	114.8	40.160		277.6	1:44.732	
5	34.457	100.9	29.973	115.6	40.157		278.4	1:44.587		13	34.566	102.9	30.076	116.1	40.254		276.2	1:44.896	
6	34.429	101.4	29.968	<u>118.9</u>	40.132		277.6	1:44.529		14	34.521	99.5	30.211	117.5	40.144		276.9	1:44.876	
7	34.520	102.9	<u>29.933</u>	117.0	40.068		278.4	1:44.521		15	34.454	103.4	30.117	117.9	40.356		276.9	1:44.927	
8	34.513	101.6	30.160	117.0	40.018		275.5	1:44.691		16	34.668	101.7	30.253	118.4	40.219		276.9	1:45.140	

77 MATTIA VOLPI (ITA)									KALEX										
lap	Sect-1	Speed	Sect-2	Speed	Sect-3	Speed	TopSpeed	laptime	pit	lap	Sect-1	Speed	Sect-2	Speed	Sect-3	Speed	Topspeed	laptime	pit
1		90.2	31.373	109.4	40.860		180.9	1:51.201		9	34.839	99.7	30.311	110.0	40.525		280.5	1:45.675	
2	35.321	96.9	30.410	<u>116.0</u>	40.553		<u>287.2</u>	1:46.284		10	34.874	98.5	30.303	110.3	40.466		282.0	1:45.643	
3	34.726	<u>101.8</u>	30.451	112.1	40.643		286.5	1:45.820		11	34.827	98.8	30.339	110.4	40.438		284.2	1:45.604	
4	34.808	98.2	30.296	111.9	40.519		285.0	1:45.623		12	34.741	99.5	30.239	110.1	<u>40.430</u>		284.2	<u>1:45.410</u>	
5	34.771	100.9	30.435	113.6	40.693		286.5	1:45.899		13	34.751	99.0	30.334	109.5	40.578		284.2	1:45.663	
6	34.989	100.6	30.233	112.7	40.697		282.0	1:45.919		14	<u>34.685</u>	99.4	30.460	111.5	40.507		282.7	1:45.652	
7	34.812	100.1	<u>30.190</u>	112.0	40.466		284.2	1:45.468		15	35.072	98.9	30.485	110.5	40.430		282.0	1:45.987	
8	34.808	101.2	30.203	110.8	40.564		284.2	1:45.575		16	34.824	99.3	30.316	110.4	40.660		281.3	1:45.800	


FIM JUNIORGP WORLD CHAMPIONSHIP - PORTIMAO

Autódromo Internacional do Algarve

Moto 2 ECH

29 June - 2 July 2023

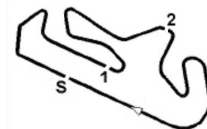
Laps and Sector Times - Race 2 - 16 Laps

Autodromo Internacional Algarve - 4592mtr.

81 SENNA AGIUS (AUS)									KALEX								
lap	Sect-1	Speed	Sect-2	Speed	Sect-3	Speed	TopSpeed	laptime pit	lap	Sect-1	Speed	Sect-2	Speed	Sect-3	Speed	Topspeed	laptime pit
1		101.1	29.849	117.3	40.177		163.9	1:45.154	9	34.098	<u>106.1</u>	30.246	113.8	39.989		284.2	1:44.333
2	34.359	102.5	<u>29.615</u>	119.9	39.950		285.0	1:43.924	10	34.121	104.8	29.969	114.3	39.959		284.2	1:44.049
3	34.222	100.4	29.692	116.4	39.984		285.7	1:43.898	11	<u>33.973</u>	104.8	30.332	112.9	40.107		285.0	1:44.412
4	34.160	101.4	29.670	<u>120.3</u>	39.953		285.7	<u>1:43.783</u>	12	34.281	98.3	29.964	114.2	40.047		285.0	1:44.292
5	34.309	98.3	29.659	118.7	<u>39.936</u>		286.5	1:43.904	13	34.199	100.6	29.696	115.8	40.039		285.7	1:43.934
6	34.301	101.6	29.725	115.4	40.006		286.5	1:44.032	14	34.282	100.1	29.798	114.5	39.964		285.7	1:44.044
7	34.281	100.1	29.636	119.6	39.995		286.5	1:43.912	15	34.149	101.2	29.760	117.5	39.971		286.5	1:43.880
8	34.139	101.1	29.777	117.8	40.035		284.2	1:43.951	16	34.141	99.9	30.113	114.5	40.259		<u>287.2</u>	1:44.513

87 GERARD RIU (ESP)									KALEX								
lap	Sect-1	Speed	Sect-2	Speed	Sect-3	Speed	TopSpeed	laptime pit	lap	Sect-1	Speed	Sect-2	Speed	Sect-3	Speed	Topspeed	laptime pit
1		93.2	30.759	114.0	40.439		183.7	1:49.222	9	34.649	101.0	30.535	113.6	40.632		287.2	1:45.816
2	34.819	99.4	30.421	114.3	40.630		287.2	1:45.870	10	34.630	100.7	30.451	114.0	40.708		285.7	1:45.789
3	34.825	100.5	30.545	112.6	40.430		274.8	1:45.800	11	34.633	100.6	30.432	<u>116.3</u>	40.746		287.2	1:45.811
4	34.907	98.5	30.271	114.8	40.363		288.8	1:45.541	12	34.857	100.8	30.630	113.1	40.796		288.0	1:46.283
5	34.836	98.1	<u>30.183</u>	115.5	<u>40.265</u>		285.0	<u>1:45.284</u>	13	34.723	100.8	30.591	114.6	40.633		287.2	1:45.947
6	<u>34.578</u>	<u>102.4</u>	30.501	115.1	40.508		<u>290.3</u>	1:45.587	14	34.870	98.5	30.689	115.6	40.722		285.7	1:46.281
7	34.825	97.6	30.465	113.4	40.611		288.8	1:45.901	15	34.947	100.1	30.475	114.0	40.704		286.5	1:46.126
8	34.843	99.2	30.610	113.8	40.687		286.5	1:46.140	16	35.020	99.9	30.979	112.1	41.319		280.5	1:47.318

98 CHANON INTA (THA)									KALEX								
lap	Sect-1	Speed	Sect-2	Speed	Sect-3	Speed	TopSpeed	laptime pit	lap	Sect-1	Speed	Sect-2	Speed	Sect-3	Speed	Topspeed	laptime pit
1		90.2	31.788	<u>112.5</u>	42.284		189.8	1:54.080	9	36.522	91.4	32.186	106.6	42.713		272.7	1:51.421
2	<u>35.901</u>	94.4	<u>31.672</u>	107.1	<u>42.086</u>		278.4	<u>1:49.659</u>	10	36.270	96.0	32.458	105.1	42.432		274.8	1:51.160
3	36.108	92.0	32.201	106.7	42.199		273.4	1:50.508	11	36.506	90.9	32.111	107.5	42.738		278.4	1:51.355
4	36.281	93.4	31.879	110.8	42.368		276.9	1:50.528	12	36.642	94.9	32.424	106.6	42.414		272.0	1:51.480
5	36.692	89.9	31.982	109.5	42.437		278.4	1:51.111	13	36.417	92.5	32.357	107.6	42.636		274.8	1:51.410
6	36.415	95.3	32.278	107.5	42.571		272.7	1:51.264	14	36.331	93.1	32.150	106.1	42.490		<u>279.1</u>	1:50.971
7	36.345	94.0	32.125	107.4	42.431		271.4	1:50.901	15	36.373	<u>99.6</u>	34.377	106.5	42.384		273.4	1:53.134
8	36.274	93.8	32.168	107.9	42.462		268.7	1:50.904	16								



FIM JUNIORGP WORLD CHAMPIONSHIP - PORTIMAO

Positions for each lap - Race 2 - 16 Laps

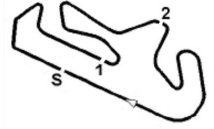
Moto 2 ECh

29 June - 2 July 2023

Positions for each lap

Autodromo Internacional Algarve - 4592mtr.

Pos	Nr.	Name	1	2	3	4	5	6	7	8	9	10	11	12	13	14	15	16
1	81	SENNAGIUS	81	81	81	81	81	81	81	81	81	81	81	81	81	81	81	81
2	18	XAVIER CARDELÚS	18	18	31	31	31	31	18	18	18	18	18	18	18	18	18	18
3	31	ROBERTO GARCÍA	31	31	18	18	18	18	31	31	31	31	31	31	31	31	31	31
4	8	MARCO TAPIA	67	67	67	67	67	67	67	67	67	67	67	67	67	67	67	8
5	67	ALBERTO SURRA	8	8	8	8	8	8	8	8	8	8	8	8	8	8	8	67
6	74	PIOTR BIESIEK IRSKI	74	74	74	74	74	74	74	74	74	74	74	74	74	74	74	74
7	35	SAM WILFORD	35	35	35	35	35	35	23	35	35	35	35	35	35	35	35	35
8	13	MATTIA RATO	23	23	23	23	23	23	35	72	13	13	13	13	13	13	13	13
9	55	ALEX TOLEDO	29	55	55	55	13	13	72	13	55	55	55	55	55	55	55	55
10	72	YERAY RUIZ	55	13	13	13	55	72	13	55	72	72	72	72	72	72	72	72
11	77	MATTIA VOLPI	13	72	72	72	72	55	55	87	87	87	87	87	87	87	87	77
12	87	GERARD RIU	87	87	29	29	29	29	87	77	77	77	77	77	77	77	77	87
13	27	MAXWELL BERTALAN TOTH	72	29	87	87	87	87	29	27	27	27	27	27	27	27	27	27
14	32	KYLE PAZ	27	49	49	49	49	77	77	32	32	32	32	32	32	32	32	32
15	21	EDUARDO MONTERO	49	77	77	77	77	27	27	33	33	33	33	33	21	21	21	21
16	33	FILIP REHACEK	32	27	27	27	27	32	32	21	21	21	21	21	33	33	33	33
17	9	CHARLES AUBRIE	77	32	32	32	32	33	33	29	98	98	98	98	98	98	9	
18	98	CHANON INTA	33	33	33	33	33	21	21	98	9	9	9	9	9	9	98	
19	29	HARRISON VOIGHT	21	21	21	21	21	98	98	9								
20	23	NICCOLÒ ANTONELLI	98	98	98	98	98	9	9									
21	49	FRANCESCO MONGIARDO	9	9	9	9	9											



FIM JUNIORGP WORLD CHAMPIONSHIP - PORTIMAO

Autódromo Internacional do Algarve

Heat name : Moto 2 ECh - Race 2 - 16 Laps
 Heat Date : 02 July 2023
 Track name : Autodromo Internacional Algarve - 4592 mtr.

Participants Started	: 22	Participants Classified	: 18
Participants Finished	: 18	Participants Not Classified	: 5
Participants Not Finished	: 4		

Green flag at	: 15:01:10	Heat recording start time	: 14:44:29
Finish flag waved at	: 15:28:56	Heat recording end time	: 15:31:36
Total time under Green	: 27:46	Total of All Laps in Heat	: 306
Number of cautions	: 0	Total time under Yellow	: 00:00:00
Number of code-60's	: 0	Total time under Code-60	: 00:00:00

Leader history during the Heat

#	Nbr	Lap	to Lap	Name	Motorcycle
1	81	1	16	SENNA AGIUS	KALEX

Best Lap time history during the Heat

#	Nbr	lap time	in lap	Name	Motorcycle	time of day
1	81	1:45.154	1	SENNA AGIUS	KALEX	15:02:55
2	81	1:43.924	2	SENNA AGIUS	KALEX	15:04:39
3	81	1:43.898	3	SENNA AGIUS	KALEX	15:06:23
4	31	1:43.735	3	ROBERTO GARCÍA	KALEX	15:06:24

Summary of number of laps in the lead

#	Nbr	Name	Motorcycle	# Laps in the lead
1	81	SENNA AGIUS	KALEX	16