

FIM JUNIORGP WORLD CHAMPIONSHIP - PORTIMAO

Autódromo Internacional do Algarve

Moto 2 ECh

Result Race 1 - 16 Laps

29 June - 2 July 2023

Autodromo Internacional Algarve - 4592mtr.


Pos	Nbr	Name / Entrant	Motorcycle	Gap	Total time	Fastest	In	Avg. Speed
1	81	SENNA AGIUS (AUS) LIQUI MOLY HUSQVARNA	KALEX	-- 16 laps --	27:42.877	1:43.454	10	159.06
2	67	ALBERTO SURRA (ITA) TEAMCIATTI-BOSCOSCURO	BOSCOSCURO	11.788	27:54.665	1:43.881	2	157.94
3	18	XAVIER CARDELÚS (AND) PROMORACING	KALEX	11.842	27:54.719	1:44.112	14	157.93
4	8	MARCO TAPIA (ESP) YAMAHA PHILIPPINES STYLOB	KALEX	12.651	27:55.528	1:43.986	6	157.86
5	31	ROBERTO GARCÍA (ESP) CARDOSO-FANTICRACING	KALEX	13.591	27:56.468	1:43.958	6	157.77
6	13	MATTIA RATO (ITA) AGR TEAM	KALEX	27.764	28:10.641	1:44.937	8	156.44
7	23	NICCOLÒ ANTONELLI (ITA) MMR	KALEX	28.801	28:11.678	1:44.697	10	156.35
8	55	ALEX TOLEDO (ESP) EASYRACE TEAM	BOSCOSCURO	29.588	28:12.465	1:45.055	13	156.28
9	72	YERAY RUIZ (ESP) FAU55 TEY RACING	KALEX	30.670	28:13.547	1:45.115	5	156.18
10	77	MATTIA VOLPI (ITA) MMR	KALEX	31.140	28:14.017	1:44.981	7	156.13
11	35	SAM WILFORD (GBR) AGR TEAM	KALEX	31.208	28:14.085	1:44.773	3	156.13
12	87	GERARD RIU (ESP) PROMORACING	KALEX	33.723	28:16.600	1:45.412	7	155.89
13	49	FRANCESCO MONGIARDO (ITA) TEAMCIATTI-BOSCOSCURO	BOSCOSCURO	35.254	28:18.131	1:44.572	14	155.75
14	32	KYLE PAZ (PHI) YAMAHA PHILIPPINES STYLOB	KALEX	1:00.223	28:43.100	1:46.633	6	153.50
15	10	UNAI ORRADRE (ESP) STV LAGLI SSE RACING	KALEX	1:00.252	28:43.129	1:45.601	12	153.49
16	27	MAXWELL BERTALAN TOTH (USA) MMR-AMERICAN RACING JR	KALEX	1:08.933	28:51.810	1:46.756	7	152.72
17	33	FILIP REHACEK (CZE) CARDOSO-FANTICRACING	KALEX	1:26.371	29:09.248	1:48.482	3	151.20
18	98	CHANON INTA (THA) SF RACING	KALEX	1:49.073	29:31.950	1:49.789	6	149.27
19	9	CHARLES AUBRIE (FRA) JEG RACING	KALEX	1:49.923	29:32.800	1:49.947	12	149.19
20	21	EDUARDO MONTERO (ESP) STV LAGLI SSE RACING	KALEX	-- 15 laps --	27:49.561	1:47.480	13	148.52

Fastest time: 1:43.454 in lap 10 by nbr. 81 : SENNA AGIUS (KALEX)

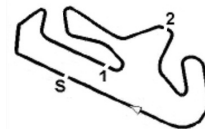
Publication-time

Results: <https://livetiming.raceresults.nu/autodromodoalgarve>

Timekeeping by :

Timekeeper  Miguel C. Calado Glória	Race Director	Stewards
--	---------------	----------

Page 1 of 2



FIM JUNIORGP WORLD CHAMPIONSHIP - PORTIMAO

Autódromo Internacional do Algarve

Moto 2 ECh

29 June - 2 July 2023

Result Race 1 - 16 Laps

Autodromo Internacional Algarve - 4592mtr.

Pos	Nbr	Name / Entrant	Motorcycle	Gap	Total time	Fastest	In	Avg. Speed
21	99	CARLOS TATAY VILA (ESP) PERTAMINA MANDALIKA SAG	KALEX	-- 1 laps --	1:46.420			155.33
22	29	HARRISON VOIGHT (AUS) YAMAHAPHILIPPINESSTYLO	KALEX	0.552	1:46.972			154.53
23	74	PIOTR BIESIEKIRSKI (POL) FAU55 EUVIC RACING	KALEX	3.154	1:49.574			150.86


Fastest time : 1:43.454 in lap 10 by nbr. 81 : SENNA AGIUS (KALEX)

Publication-time

Results: <https://livetiming.raceresults.nu/autodromodoalgarve>

Timekeeping by :

Timekeeper

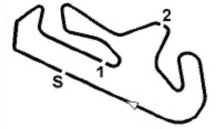


Miguel C. Calado Glória

Race Director

Stewards

Page 2 of 2



FIM JUNIORGP WORLD CHAMPIONSHIP - PORTIMAO

Autódromo Internacional do Algarve

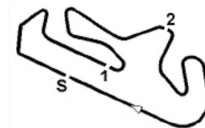
Moto 2 ECh

29 June - 2 July 2023

Laptimes - Race 1 - 16 Laps

Autodromo Internacional Algarve - 4592mtr.

Nbr	Name	Laps	lap	Lap ..1	Lap ..2	Lap ..3	Lap ..4	Lap ..5	Lap ..6	Lap ..7	Lap ..8	Lap ..9	Lap ..0
81	SENNAGIUS	16	1 - 10	1:45.108	1:44.060	1:45.000	1:43.920	1:43.704	1:43.474	1:43.931	1:43.580	1:43.706	1:43.454
			11 - 20	1:43.683	1:43.738	1:43.529	1:43.860	1:43.806	1:44.075				
67	ALBERTO SURRA	16	1 - 10	1:43.988	1:43.881	1:47.000	1:44.387	1:44.114	1:44.028	1:44.339	1:44.447	1:44.573	1:44.651
			11 - 20	1:44.819	1:44.599	1:44.562	1:44.560	1:44.729	1:44.423				
18	XAVIER CARDLÚS	16	1 - 10	1:46.097	1:44.746	1:44.251	1:44.903	1:44.384	1:44.134	1:44.246	1:44.865	1:44.356	1:44.661
			11 - 20	1:44.492	1:44.488	1:44.939	1:44.112	1:44.684	1:44.261				
8	MARCO TAPIA	16	1 - 10	1:45.069	1:44.411	1:44.884	1:44.814	1:44.312	1:43.986	1:44.033	1:45.460	1:44.749	1:44.613
			11 - 20	1:44.221	1:44.880	1:44.829	1:44.811	1:44.566	1:44.188				
31	ROBERTO GARCÍA	16	1 - 10	1:45.038	1:44.523	1:44.244	1:44.602	1:44.717	1:43.958	1:44.160	1:44.663	1:44.169	1:45.306
			11 - 20	1:44.313	1:45.176	1:44.868	1:44.759	1:45.024	1:44.620				
13	MATTIARATO	16	1 - 10	1:45.644	1:45.068	1:48.054	1:45.510	1:45.197	1:45.237	1:44.973	1:44.937	1:46.174	1:45.234
			11 - 20	1:45.444	1:45.129	1:45.230	1:45.535	1:45.293	1:45.243				
23	NICCOLÒ ANTONELLI	16	1 - 10	1:47.085	1:46.743	1:44.813	1:46.221	1:45.095	1:45.198	1:44.939	1:45.334	1:45.458	1:44.697
			11 - 20	1:45.378	1:45.858	1:44.778	1:46.084	1:45.188	1:44.857				
55	ALEX TOLEDO	16	1 - 10	1:45.748	1:45.279	1:45.235	1:45.156	1:45.865	1:45.361	1:45.921	1:45.891	1:46.081	1:45.637
			11 - 20	1:46.017	1:45.748	1:45.055	1:46.074	1:45.638	1:45.255				
72	YERAY RUIZ	16	1 - 10	1:46.004	1:46.266	1:45.564	1:45.375	1:45.115	1:45.185	1:45.753	1:45.826	1:46.293	1:45.594
			11 - 20	1:45.915	1:45.308	1:45.471	1:46.238	1:45.809	1:46.035				
77	MATTIA VOLPI	16	1 - 10	1:47.605	1:46.212	1:45.386	1:45.951	1:45.385	1:45.743	1:44.981	1:45.279	1:45.532	1:45.444
			11 - 20	1:45.478	1:45.370	1:45.115	1:45.210	1:45.668	1:46.352				
35	SAM WILFORD	16	1 - 10	1:46.605	1:45.480	1:44.773	1:44.871	1:45.254	1:45.359	1:46.060	1:45.657	1:46.581	1:45.666
			11 - 20	1:45.686	1:45.869	1:46.058	1:45.461	1:45.629	1:46.205				
87	GERARD RIU	16	1 - 10	1:46.178	1:46.494	1:45.537	1:45.789	1:45.735	1:45.505	1:45.412	1:45.458	1:45.801	1:45.560
			11 - 20	1:45.415	1:45.738	1:45.642	1:46.267	1:46.497	1:46.349				
49	FRANCESCO MONGIARDO	16	1 - 10	1:47.029	1:47.172	1:45.816	1:46.370	1:46.646	1:45.402	1:45.225	1:45.080	1:45.783	1:45.496
			11 - 20	1:45.238	1:45.088	1:45.054	1:44.572	1:45.054	1:45.306				
32	KYLE PAZ	16	1 - 10	1:47.203	1:49.436	1:47.065	1:47.175	1:47.450	1:46.633	1:46.767	1:47.039	1:47.121	1:47.108
			11 - 20	1:50.773	1:46.739	1:47.112	1:48.913	1:46.789	1:46.667				
10	UNAI ORRADRE	16	1 - 10	1:45.705	2:08.075	1:46.441	1:46.174	1:46.387	1:45.663	1:45.645	1:45.717	1:45.976	1:46.888
			11 - 20	1:45.798	1:45.601	1:46.954	1:46.120	1:46.993	1:47.575				
27	MAXWELL BERTALAN TOTH	16	1 - 10	1:47.555	1:48.751	1:47.170	1:47.041	1:47.104	1:47.132	1:46.756	1:48.339	1:47.141	1:46.916
			11 - 20	1:49.554	1:46.795	1:46.937	1:49.884	1:50.221	1:51.252				
33	FILIP REHAČEK	16	1 - 10	1:49.429	1:49.123	1:48.482	1:48.521	1:48.668	1:48.825	1:48.522	1:48.740	1:48.564	1:49.755
			11 - 20	1:49.485	1:49.511	1:49.700	1:49.552	1:49.585	1:49.018				
98	CHANNINTA	16	1 - 10	1:49.758	1:52.926	1:50.501	1:50.644	1:49.904	1:49.789	1:50.566	1:50.729	1:50.141	1:50.256
			11 - 20	1:50.673	1:49.947	1:50.213	1:50.754	1:50.649	1:50.683				
9	CHARLES AUBRIE	16	1 - 10	1:50.623	1:50.672	1:50.286	1:50.648	1:50.253	1:50.375	1:50.625	1:50.523	1:50.122	1:51.022
			11 - 20	1:50.194	1:49.947	1:51.118	1:50.273	1:50.570	1:51.313				
21	EDUARDO MONTERO	15	1 - 10	1:47.615	2:28.487	1:48.579	1:48.267	1:47.904	1:47.953	1:47.703	1:51.241	1:50.898	1:48.247
			11 - 20	1:48.103	1:47.800	1:47.480	1:48.614	1:47.639					
99	CARLOS TATAY VILA	1	1 - 10	1:45.629									
29	HARRISON VOIGHT	1	1 - 10	1:44.643									



FIM JUNIORGP WORLD CHAMPIONSHIP - PORTIMAO
Autódromo Internacional do Algarve

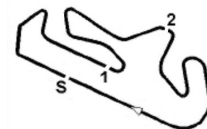
Moto 2 ECh

29 June - 2 July 2023

Laptimes - Race 1 - 16 Laps

Autodromo Internacional Algarve - 4592mtr.

Nbr	Name	Laps	lap	Lap ..1	Lap ..2	Lap ..3	Lap ..4	Lap ..5	Lap ..6	Lap ..7	Lap ..8	Lap ..9	Lap ..0
74	PIOTR BIESIEKIRSKI	1	1 - 10	1:47.557									



FIM JUNIORGP WORLD CHAMPIONSHIP - PORTIMAO

Autódromo Internacional do Algarve

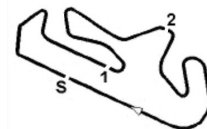
Moto 2 Ech

29 June - 2 July 2023

Sector analyse - Race 1 - 16 Laps

Autodromo Internacional Algarve - 4592mtr.

Pos	Nbr	Name / Team name	Sector 1			Sector 2			Sector 3			theoretical best	Actual best	In
			time	Lap	pos	time	Lap	pos	time	Lap	pos			
1	81	SENNAGIUS (AUS)	33.942	10	1	29.622	11	1	39.713	9	3	1:43.277	1:43.454	10
2	67	ALBERTO SURRA (ITA)	34.160	5	3	29.819	4	3	39.527	1	2	1:43.506	1:43.881	2
3	18	XAVIERCARDELÚS (AND)	34.269	9	5	29.757	2	2	39.479	2	1	1:43.505	1:44.112	14
4	8	MARCO TAPIA (ESP)	34.164	7	4	29.906	6	5	39.770	5	6	1:43.840	1:43.986	6
5	31	ROBERTO GARCÍA (ESP)	34.121	9	2	29.880	3	4	39.738	2	5	1:43.739	1:43.958	6
6	13	MATTIA RATO (ITA)	34.403	13	8	30.052	2	10	40.182	7	14	1:44.637	1:44.937	8
7	23	NICCOLÒ ANTONELLI (ITA)	34.274	7	6	30.028	16	7	40.058	3	12	1:44.360	1:44.697	10
8	55	ALEX TOLEDO (ESP)	34.490	15	10	30.120	16	11	39.953	2	8	1:44.563	1:45.055	13
9	72	YERAY RUIZ (ESP)	34.419	13	9	30.169	3	12	39.983	1	10	1:44.571	1:45.115	5
10	77	MATTIA VOLPI (ITA)	34.571	14	12	30.217	5	13	40.147	7	13	1:44.935	1:44.981	7
11	35	SAM WILFORD (GBR)	34.648	5	13	30.047	3	9	39.862	2	7	1:44.557	1:44.773	3
12	87	GERARD RIU (ESP)	34.517	11	11	30.234	3	14	40.287	4	16	1:45.038	1:45.412	7
13	49	FRANCESCO MONGIARDO (ITA)	34.316	14	7	30.035	14	8	40.221	14	15	1:44.572	1:44.572	14
14	32	KYLE PAZ (PHI)	34.855	8	14	30.608	14	18	40.688	7	17	1:46.151	1:46.633	6
15	10	UNAI ORRADRE (ESP)	34.996	7	15	30.027	4	6	39.988	1	11	1:45.011	1:45.601	12
16	27	MAXWELL BERTALAN TOTH (USA)	35.084	12	16	30.604	7	17	40.827	10	18	1:46.515	1:46.756	7
17	33	FILIP REHACEK (CZE)	35.622	10	18	31.095	3	21	41.369	7	21	1:48.086	1:48.482	3
18	98	CHANON INTA (THA)	36.122	13	20	31.716	6	23	41.728	9	22	1:49.566	1:49.789	6
19	9	CHARLES AUBRIE (FRA)	36.020	12	19	31.486	6	22	42.007	8	23	1:49.513	1:49.947	12
20	21	EDUARDO MONTERO (ESP)	35.212	7	17	30.839	15	20	40.946	1	19	1:46.997	1:47.480	13
21	99	CARLOSTATAY VILA (ESP)	1:41.306	1	23	30.248	1	15	39.717	1	4	2:51.271		
22	29	HARRISON VOIGHT (AUS)	1:35.204	1	22	30.251	1	16	39.983	1	9	2:45.438		
23	74	PIOTR BIESIEKIRSKI (POL)	57.540	2	21	30.669	1	19	41.114	1	20	2:09.323		


FIM JUNIORGP WORLD CHAMPIONSHIP - PORTIMAO

Autódromo Internacional do Algarve

Moto 2 ECH

29 June - 2 July 2023

Laps and Sector Times - Race 1 - 16 Laps

Autodromo Internacional Algarve - 4592mtr.

8 MARCO TAPIA (ESP)										KALEX									
lap	Sect-1	Speed	Sect-2	Speed	Sect-3	Speed	TopSpeed	laptime	pit	lap	Sect-1	Speed	Sect-2	Speed	Sect-3	Speed	Topspeed	laptime	pit
1		103.8	30.494	118.3	39.902		169.0	1:45.069		9	34.540	102.0	30.161	119.1	40.048		282.7	1:44.749	
2	34.498	103.7	30.110	122.3	39.803		<u>288.8</u>	1:44.411		10	34.393	101.7	30.124		40.096		284.2	1:44.613	
3	34.585	100.8	30.042	122.3	40.257		283.5	1:44.884		11	34.323	103.6	30.019		39.879		284.2	1:44.221	
4	34.715	102.4	30.024	116.1	40.075		272.0	1:44.814		12	34.628	100.5	30.076		40.176		279.8	1:44.880	
5	34.562	101.1	29.980	<u>128.4</u>	<u>39.770</u>		279.1	1:44.312		13	34.519	98.9	30.212		40.098		281.3	1:44.829	
6	34.274	102.8	<u>29.906</u>	119.9	39.806		285.7	<u>1:43.986</u>		14	34.517	103.3	30.050	124.3	40.244		282.7	1:44.811	
7	<u>34.164</u>	104.4	30.007		39.862		284.2	1:44.033		15	34.502	104.2	30.119	123.7	39.945		279.1	1:44.566	
8	34.390	105.5	31.182	126.6	39.888		280.5	1:45.460		16	34.386	103.8	29.952		39.850		284.2	1:44.188	

9 CHARLES AUBRIE (FRA)										KALEX									
lap	Sect-1	Speed	Sect-2	Speed	Sect-3	Speed	TopSpeed	laptime	pit	lap	Sect-1	Speed	Sect-2	Speed	Sect-3	Speed	Topspeed	laptime	pit
1		89.4	32.145	106.7	42.432		187.8	1:50.623		9	36.302	93.0	31.609	108.8	42.211		278.4	1:50.122	
2	36.461	<u>97.9</u>	31.798	<u>112.9</u>	42.413		278.4	1:50.672		10	36.653	97.4	32.313	98.3	42.056		273.4	1:51.022	
3	36.188	96.7	31.647	108.4	42.451		<u>279.8</u>	1:50.286		11	36.163	96.0	31.812	102.9	42.219		276.9	1:50.194	
4	36.587	95.5	31.688	106.7	42.373		274.8	1:50.648		12	<u>36.020</u>	96.9	31.724	106.5	42.203		276.2	<u>1:49.947</u>	
5	36.250	95.3	31.563	107.8	42.440		276.9	1:50.253		13	36.539	92.5	31.855	92.0	42.724		277.6	1:51.118	
6	36.258	94.7	<u>31.486</u>	111.8	42.631		274.1	1:50.375		14	36.264	91.8	31.687	107.0	42.322		276.2	1:50.273	
7	36.476	93.0	31.701	107.4	42.448		275.5	1:50.625		15	36.591	94.1	31.700	105.7	42.279		267.3	1:50.570	
8	36.864	95.5	31.652	110.1	<u>42.007</u>		278.4	1:50.523		16	36.532	89.6	32.122	107.6	42.659		268.0	1:51.313	

10 UNAI ORRADRE (ESP)										KALEX									
lap	Sect-1	Speed	Sect-2	Speed	Sect-3	Speed	TopSpeed	laptime	pit	lap	Sect-1	Speed	Sect-2	Speed	Sect-3	Speed	Topspeed	laptime	pit
1		100.0	30.430	116.8	<u>39.988</u>		166.9	1:45.705		9	35.238	<u>103.7</u>	30.349	120.3	40.389		273.4	1:45.976	
2	56.644	96.9	30.556	123.4	40.875		<u>279.1</u>	2:08.075		10	35.500	95.7	30.373	118.6	41.015		269.3	1:46.888	
3	35.939	97.0	30.089	117.8	40.413		273.4	1:46.441		11	35.088	99.4	30.109	121.9	40.601		270.0	1:45.798	
4	35.700	98.9	<u>30.027</u>	123.6	40.447		276.2	1:46.174		12	35.114	101.2	30.060	<u>125.6</u>	40.427		272.0	<u>1:45.601</u>	
5	35.195	99.1	30.353	122.0	40.839		276.2	1:46.387		13	36.091	96.1	30.310	122.2	40.553		269.3	1:46.954	
6	35.153	99.4	30.104	123.9	40.406		273.4	1:45.663		14	35.265	98.0	30.050	124.0	40.805		270.7	1:46.120	
7	<u>34.996</u>	100.5	30.073	121.9	40.576		272.0	1:45.645		15	35.593	98.5	30.471	118.3	40.929		264.7	1:46.993	
8	35.195	99.3	30.083	123.0	40.439		276.9	1:45.717		16	35.823	96.3	30.589	118.6	41.163		264.7	1:47.575	

13 MATTIA RATO (ITA)										KALEX									
lap	Sect-1	Speed	Sect-2	Speed	Sect-3	Speed	TopSpeed	laptime	pit	lap	Sect-1	Speed	Sect-2	Speed	Sect-3	Speed	Topspeed	laptime	pit
1		93.8	30.328	118.2	40.221		181.8	1:45.644		9	35.241	97.6	30.451	115.3	40.482		285.0	1:46.174	
2	34.767	97.7	<u>30.052</u>	118.2	40.249		280.5	1:45.068		10	34.561	99.0	30.351	117.8	40.322		286.5	1:45.234	
3	37.700	98.4	30.119	113.7	40.235		273.4	1:48.054		11	34.882	99.5	30.301	117.8	40.261		291.9	1:45.444	
4	34.719	101.2	30.477	114.2	40.314		281.3	1:45.510		12	34.452	100.2	30.340	115.5	40.337		285.7	1:45.129	
5	34.495	100.7	30.297	116.1	40.405		285.0	1:45.197		13	<u>34.403</u>	98.2	30.400	111.9	40.427		283.5	1:45.230	
6	34.474	<u>103.3</u>	30.293	117.4	40.470		<u>295.9</u>	1:45.237		14	34.531	101.2	30.489	117.3	40.515		283.5	1:45.535	
7	34.534	99.6	30.257	116.9	<u>40.182</u>		286.5	1:44.973		15	34.494	102.5	30.338	116.1	40.461		290.3	1:45.293	
8	34.506	99.4	30.140	118.4	40.291		295.1	<u>1:44.937</u>		16	34.411	103.2	30.329	<u>118.6</u>	40.503		285.7	1:45.243	

18 XAVIER CARDELÚS (AND)										KALEX									
lap	Sect-1	Speed	Sect-2	Speed	Sect-3	Speed	TopSpeed	laptime	pit	lap	Sect-1	Speed	Sect-2	Speed	Sect-3	Speed	Topspeed	laptime	pit
1		98.8	30.399	114.8	39.732		166.4	1:46.097		9	<u>34.269</u>	102.5	30.239	114.6	39.848		<u>290.3</u>	1:44.356	
2	35.510	99.6	<u>29.757</u>	<u>119.9</u>	<u>39.479</u>		279.8	1:44.746		10	34.545	100.2	30.005	117.6	40.111		285.0	1:44.661	



FIM JUNIORGP WORLD CHAMPIONSHIP - PORTIMAO

Autódromo Internacional do Algarve

Moto 2 Ech

29 June - 2 July 2023

Laps and Sector Times - Race 1 - 16 Laps

Autodromo Internacional Algarve - 4592mtr.

3	34.556	99.5	29.785	115.3	39.910	281.3	1:44.251	11	34.367	100.7	30.122	116.6	40.003	282.7	1:44.492
4	35.331	95.6	29.861	112.7	39.711	272.7	1:44.903	12	34.461	99.6	30.131	114.3	39.896	284.2	1:44.488
5	34.701	98.5	29.912	113.9	39.771	275.5	1:44.384	13	34.592	102.2	30.280	111.7	40.067	286.5	1:44.939
6	34.514	100.2	29.899	117.1	39.721	284.2	1:44.134	14	34.278	100.7	29.965	113.6	39.869	288.8	<u>1:44.112</u>
7	34.389	102.0	29.996	112.4	39.861	277.6	1:44.246	15	34.609	<u>102.7</u>	30.069	115.0	40.006	282.7	1:44.684
8	34.425	98.6	30.505	116.9	39.935	285.7	1:44.865	16	34.326	102.3	29.988	116.4	39.947	282.7	1:44.261

21 EDUARDO MONTERO (ESP)									KALEX										
lap	Sect-1	Speed	Sect-2	Speed	Sect-3	Speed	TopSpeed	laptime	pit	lap	Sect-1	Speed	Sect-2	Speed	Sect-3	Speed	Topspeed	laptime	pit
1		91.3	31.392	<u>116.3</u>	<u>40.946</u>		184.3	1:47.615		9	35.489	96.9	31.287	108.3	44.122		281.3	1:50.898	
2	36.509	96.8	30.891	115.1	1:21.087		269.3	2:28.487		10	35.741	96.5	31.053	110.4	41.453		281.3	1:48.247	
3	35.852	96.4	31.254	113.1	41.473		278.4	1:48.579		11	35.561	<u>99.4</u>	31.015	113.8	41.527		281.3	1:48.103	
4	35.595	94.9	31.152	111.8	41.520		<u>282.7</u>	1:48.267		12	35.394	95.4	31.055	108.9	41.351		282.0	1:47.800	
5	35.480	97.6	30.943	113.3	41.481		281.3	1:47.904		13	35.271	96.7	30.917	110.0	41.292		<u>282.7</u>	<u>1:47.480</u>	
6	35.610	95.5	31.097	112.6	41.246		280.5	1:47.953		14	35.303	99.2	31.923	114.0	41.388		281.3	1:48.614	
7	<u>35.212</u>	97.0	30.976	111.9	41.515		281.3	1:47.703		15	35.474	97.1	<u>30.839</u>	112.4	41.326		280.5	1:47.639	
8	35.603	98.4	31.175	110.7	44.463		282.0	1:51.241		16									

23 NICCOLÒ ANTONELLI (ITA)									KALEX										
lap	Sect-1	Speed	Sect-2	Speed	Sect-3	Speed	TopSpeed	laptime	pit	lap	Sect-1	Speed	Sect-2	Speed	Sect-3	Speed	Topspeed	laptime	pit
1		97.4	30.948	111.8	40.670		192.5	1:47.085		9	34.642	103.2	30.493	<u>123.9</u>	40.323		<u>288.0</u>	1:45.458	
2	36.013	97.7	30.472	118.3	40.258		264.7	1:46.743		10	34.283	106.9	30.347	119.5	40.067		285.7	<u>1:44.697</u>	
3	34.498	103.6	30.257	115.9	<u>40.058</u>		284.2	1:44.813		11	34.639	100.7	30.484	121.3	40.255		275.5	1:45.378	
4	35.227	97.4	30.380	108.1	40.614		272.7	1:46.221		12	35.286	99.1	30.364	121.8	40.208		268.7	1:45.858	
5	34.672	98.4	30.254	118.3	40.169		285.7	1:45.095		13	34.482	103.2	30.106	116.6	40.190		284.2	1:44.778	
6	34.864	103.6	30.162	119.2	40.172		282.7	1:45.198		14	35.325	100.5	30.172	119.1	40.587		273.4	1:46.084	
7	<u>34.274</u>	<u>111.5</u>	30.596	120.5	40.069		285.7	1:44.939		15	34.690	103.5	30.264	118.9	40.234		282.0	1:45.188	
8	34.581	100.6	30.464	117.6	40.289		279.1	1:45.334		16	34.578	101.8	<u>30.028</u>	120.4	40.251		285.0	1:44.857	

27 MAXWELL BERTALAN TOTH (USA)									KALEX										
lap	Sect-1	Speed	Sect-2	Speed	Sect-3	Speed	TopSpeed	laptime	pit	lap	Sect-1	Speed	Sect-2	Speed	Sect-3	Speed	Topspeed	laptime	pit
1		95.2	31.293	112.4	40.870		183.7	1:47.555		9	35.508	94.6	30.772	109.9	40.861		285.0	1:47.141	
2	37.183	96.5	30.637	<u>114.0</u>	40.931		267.3	1:48.751		10	35.232	96.1	30.857	111.3	<u>40.827</u>		284.2	1:46.916	
3	35.397	97.5	30.668	112.1	41.105		<u>286.5</u>	1:47.170		11	37.321	95.3	31.088	110.2	41.145		285.0	1:49.554	
4	35.498	95.3	30.668	109.4	40.875		285.0	1:47.041		12	<u>35.084</u>	<u>100.3</u>	30.812	111.9	40.899		283.5	1:46.795	
5	35.382	97.4	30.672	111.6	41.050		283.5	1:47.104		13	35.272	96.9	30.687	111.3	40.978		283.5	1:46.937	
6	35.504	94.2	30.666	112.9	40.962		278.4	1:47.132		14	35.284	96.1	30.826	110.8	43.774		284.2	1:49.884	
7	35.316	95.4	<u>30.604</u>	112.0	40.836		283.5	<u>1:46.756</u>		15	37.162	97.4	31.340	110.1	41.719		267.3	1:50.221	
8	36.590	94.5	30.910	108.9	40.839		284.2	1:48.339		16	38.897	96.2	31.046	110.2	41.309		172.2	1:51.252	

29 HARRISON VOIGHT (AUS)									KALEX										
lap	Sect-1	Speed	Sect-2	Speed	Sect-3	Speed	TopSpeed	laptime	pit	lap	Sect-1	Speed	Sect-2	Speed	Sect-3	Speed	Topspeed	laptime	pit
1		<u>101.0</u>	<u>30.251</u>	<u>116.4</u>	<u>39.983</u>		175.9	1:44.643		2									

31 ROBERTO GARCÍA (ESP)									KALEX										
lap	Sect-1	Speed	Sect-2	Speed	Sect-3	Speed	TopSpeed	laptime	pit	lap	Sect-1	Speed	Sect-2	Speed	Sect-3	Speed	Topspeed	laptime	pit
1		97.6	30.148	120.1	39.761		175.9	1:45.038		9	<u>34.121</u>	96.9	30.064	118.0	39.984		<u>293.5</u>	1:44.169	
2	34.763	101.6	30.022	122.9	<u>39.738</u>		281.3	1:44.523		10	34.952	98.2	30.129	121.6	40.225		285.7	1:45.306	


FIM JUNIORGP WORLD CHAMPIONSHIP - PORTIMAO

Autódromo Internacional do Algarve

Moto 2 Ech

29 June - 2 July 2023

Laps and Sector Times - Race 1 - 16 Laps

Autodromo Internacional Algarve - 4592mtr.

3	34.187	100.2	<u>29.880</u>	<u>126.5</u>	40.177	291.9	1:44.244	11	34.220	99.2	30.111	119.9	39.982	288.8	1:44.313
4	34.352	99.9	30.195	117.9	40.055	286.5	1:44.602	12	34.531	97.0	30.390	115.1	40.255	285.0	1:45.176
5	34.508	99.3	30.162	115.6	40.047	290.3	1:44.717	13	34.312	100.6	30.205	121.5	40.351	292.7	1:44.868
6	34.336	99.0	29.882	121.9	39.740	285.0	<u>1:43.958</u>	14	34.216	99.4	30.165	120.9	40.378	285.7	1:44.759
7	34.208	<u>103.3</u>	30.072	119.3	39.880	281.3	1:44.160	15	34.349	101.2	30.441	122.7	40.234	291.1	1:45.024
8	34.404	99.4	30.503	124.0	39.756	286.5	1:44.663	16	34.302	100.6	30.167	119.6	40.151	291.1	1:44.620

32 KYLE PAZ (PHI)									KALEX										
lap	Sect-1	Speed	Sect-2	Speed	Sect-3	Speed	TopSpeed	laptime	pit	lap	Sect-1	Speed	Sect-2	Speed	Sect-3	Speed	Topspeed	laptime	pit
1		95.8	31.037	109.2	41.168		185.6	1:47.203		9	35.036	<u>105.7</u>	30.837	118.2	41.248		282.0	1:47.121	
2	37.066	94.3	30.852	113.6	41.518		262.1	1:49.436		10	35.165	101.1	30.948	116.3	40.995		281.3	1:47.108	
3	35.478	96.2	30.619	115.0	40.968		270.0	1:47.065		11	37.854	99.7	31.156	117.0	41.763		280.5	1:50.773	
4	35.568	90.1	30.804	115.1	40.803		268.7	1:47.175		12	35.225	100.4	30.750	115.3	40.764		272.7	1:46.739	
5	35.595	99.8	30.958	115.6	40.897		280.5	1:47.450		13	35.378	96.7	30.684	113.4	41.050		266.7	1:47.112	
6	35.119	97.9	30.688	119.1	40.826		279.8	<u>1:46.633</u>		14	37.247	101.1	<u>30.608</u>	<u>121.3</u>	41.058		<u>285.0</u>	1:48.913	
7	35.446	99.9	30.633	114.4	<u>40.688</u>		268.0	1:46.767		15	35.159	101.8	30.645	117.1	40.985		279.1	1:46.789	
8	<u>34.855</u>	101.4	31.082	117.0	41.102		281.3	1:47.039		16	35.245	96.6	30.622	118.9	40.800		276.9	1:46.667	

33 FILIP REHACEK (CZE)									KALEX										
lap	Sect-1	Speed	Sect-2	Speed	Sect-3	Speed	TopSpeed	laptime	pit	lap	Sect-1	Speed	Sect-2	Speed	Sect-3	Speed	Topspeed	laptime	pit
1		87.0	31.814	110.9	41.456		189.5	1:49.429		9	35.659	95.2	31.297	111.3	41.608		282.7	1:48.564	
2	36.326	96.3	31.352	113.6	41.445		284.2	1:49.123		10	<u>35.622</u>	<u>98.2</u>	32.245	109.5	41.888		279.1	1:49.755	
3	35.809	94.0	<u>31.095</u>	<u>113.9</u>	41.578		267.3	<u>1:48.482</u>		11	36.026	91.4	31.582	108.4	41.877		280.5	1:49.485	
4	35.665	96.2	31.320	<u>113.9</u>	41.536		281.3	1:48.521		12	36.080	93.6	31.618	109.6	41.813		276.2	1:49.511	
5	35.672	95.2	31.495	111.2	41.501		<u>285.0</u>	1:48.668		13	35.833	93.7	31.710	111.2	42.157		275.5	1:49.700	
6	35.705	96.6	31.453	111.8	41.667		282.0	1:48.825		14	36.149	94.3	31.582	110.9	41.821		274.8	1:49.552	
7	35.784	96.6	31.369	110.8	<u>41.369</u>		274.8	1:48.522		15	35.908	94.8	31.587	107.8	42.090		276.2	1:49.585	
8	35.847	96.3	31.266	113.8	41.627		282.7	1:48.740		16	35.897	94.2	31.464	113.1	41.657		280.5	1:49.018	

35 SAM WILFORD (GBR)									KALEX										
lap	Sect-1	Speed	Sect-2	Speed	Sect-3	Speed	TopSpeed	laptime	pit	lap	Sect-1	Speed	Sect-2	Speed	Sect-3	Speed	Topspeed	laptime	pit
1		95.2	30.846	118.7	40.194		180.9	1:46.605		9	35.409	99.9	30.529	121.3	40.643		285.0	1:46.581	
2	35.390	100.5	30.228	120.1	<u>39.862</u>		291.1	1:45.480		10	34.806	103.2	30.390	118.6	40.470		282.7	1:45.666	
3	34.673	102.9	<u>30.047</u>	121.1	40.053		288.0	<u>1:44.773</u>		11	34.737	101.4	30.557	121.8	40.392		284.2	1:45.686	
4	34.696	<u>103.8</u>	30.150	121.3	40.025		279.8	1:44.871		12	35.194	99.4	30.407	120.3	40.268		288.0	1:45.869	
5	<u>34.648</u>	102.7	30.362	121.6	40.244		288.8	1:45.254		13	34.729	102.4	30.705	118.6	40.624		288.0	1:46.058	
6	34.783	101.0	30.291	121.8	40.285		<u>292.7</u>	1:45.359		14	34.898	101.5	30.352	<u>123.0</u>	40.211		276.9	1:45.461	
7	35.297	100.4	30.421	120.8	40.342		288.8	1:46.060		15	34.867	101.0	30.565	120.1	40.197		285.7	1:45.629	
8	34.888	101.5	30.249	120.8	40.520		277.6	1:45.657		16	34.937	100.7	31.145	118.9	40.123		285.0	1:46.205	

49 FRANCESCO MONGIARDO (ITA)									BOSCOSCURO										
lap	Sect-1	Speed	Sect-2	Speed	Sect-3	Speed	TopSpeed	laptime	pit	lap	Sect-1	Speed	Sect-2	Speed	Sect-3	Speed	Topspeed	laptime	pit
1	Pit Out	94.7	31.355	116.6	40.724			1:47.029		9	35.086	99.1	30.432	114.0	40.265		286.5	1:45.783	
2	35.519	96.2	30.728	114.4	40.925		<u>288.0</u>	1:47.172		10	34.633	99.0	30.353	116.9	40.510		285.7	1:45.496	
3	34.825	99.2	30.381	<u>120.0</u>	40.610		277.6	1:45.816		11	34.494	<u>101.9</u>	30.329		40.415		285.0	1:45.238	
4	34.924	92.2	30.708		40.738		286.5	1:46.370		12	34.452	101.2	30.339	116.9	40.297		286.5	1:45.088	
5	35.720	96.3	30.373	116.8	40.553		281.3	1:46.646		13	34.496	99.4	30.208	116.4	40.350		286.5	1:45.054	


FIM JUNIORGP WORLD CHAMPIONSHIP - PORTIMAO

Autódromo Internacional do Algarve

Moto 2 ECH

29 June - 2 July 2023

Laps and Sector Times - Race 1 - 16 Laps

Autodromo Internacional Algarve - 4592mtr.

6	34.619	99.2	30.357	119.2	40.426	285.7	1:45.402	14	<u>34.316</u>	101.1	<u>30.035</u>	117.0	<u>40.221</u>	286.5	<u>1:44.572</u>
7	34.705	98.0	30.200	116.0	40.320	283.5	1:45.225	15	34.440	101.6	30.357	116.9	40.257	285.0	1:45.054
8	34.479	99.4	30.364		40.237	287.2	1:45.080	16	34.624	99.4	30.254	117.4	40.428	285.7	1:45.306

55 ALEX TOLEDO (ESP)									BOSCOCURRO										
lap	Sect-1	Speed	Sect-2	Speed	Sect-3	Speed	TopSpeed	laptime	pit	lap	Sect-1	Speed	Sect-2	Speed	Sect-3	Speed	Topspeed	laptime	pit
1		91.3	30.514	119.1	40.217		177.6	1:45.748		9	35.071	103.3	30.526	118.9	40.484		284.2	1:46.081	
2	35.201	99.0	30.125	120.1	<u>39.953</u>		<u>289.5</u>	1:45.279		10	34.610	104.5	30.372	118.8	40.655		284.2	1:45.637	
3	34.778	101.7	30.151	117.6	40.306		282.7	1:45.235		11	34.759	103.5	30.295	118.7	40.963		285.0	1:46.017	
4	34.623	100.3	30.166	115.4	40.367		286.5	1:45.156		12	35.076	103.4	30.335	115.1	40.337		281.3	1:45.748	
5	35.072	99.2	30.294	118.6	40.499		288.8	1:45.865		13	34.504	102.1	30.275	115.1	40.276		287.2	<u>1:45.055</u>	
6	34.662	103.0	30.255	119.7	40.444		286.5	1:45.361		14	35.116	100.9	30.321	116.4	40.637		288.0	1:46.074	
7	35.067	100.3	30.540	114.8	40.314		285.7	1:45.921		15	<u>34.490</u>	<u>107.8</u>	30.694	123.4	40.454		285.0	1:45.638	
8	35.335	100.8	30.215	119.7	40.341		285.7	1:45.891		16	34.509	102.4	<u>30.120</u>	<u>124.4</u>	40.626		285.0	1:45.255	

67 ALBERTO SURRA (ITA)									BOSCOCURRO										
lap	Sect-1	Speed	Sect-2	Speed	Sect-3	Speed	TopSpeed	laptime	pit	lap	Sect-1	Speed	Sect-2	Speed	Sect-3	Speed	Topspeed	laptime	pit
1		98.5	30.043	115.0	<u>39.527</u>		170.9	1:43.988		9	34.365	100.3	30.159	116.8	40.049		288.0	1:44.573	
2	34.428	97.3	29.881	115.6	39.572		282.7	<u>1:43.881</u>		10	34.424	101.5	30.208	115.3	40.019		<u>288.8</u>	1:44.651	
3	34.346	101.0	30.149	114.9	42.505		283.5	1:47.000		11	34.359	101.6	30.142	112.7	40.318		285.0	1:44.819	
4	34.778	99.5	<u>29.819</u>	119.1	39.790		274.8	1:44.387		12	34.413	100.7	30.147	115.6	40.039		286.5	1:44.599	
5	<u>34.160</u>	102.2	30.016	114.3	39.938		<u>288.8</u>	1:44.114		13	34.270	101.3	30.138	114.3	40.154		<u>288.8</u>	1:44.562	
6	34.218	101.8	30.003	114.6	39.807		288.0	1:44.028		14	34.273	102.8	30.243	114.6	40.044		285.7	1:44.560	
7	34.201	101.3	30.196	112.5	39.942		286.5	1:44.339		15	34.248	<u>107.2</u>	30.295	118.9	40.186		285.0	1:44.729	
8	34.256	99.4	30.231	118.2	39.960		283.5	1:44.447		16	34.268	102.7	30.061	<u>119.2</u>	40.094		286.5	1:44.423	

72 YERAY RUIZ (ESP)									KALEX										
lap	Sect-1	Speed	Sect-2	Speed	Sect-3	Speed	TopSpeed	laptime	pit	lap	Sect-1	Speed	Sect-2	Speed	Sect-3	Speed	Topspeed	laptime	pit
1		95.5	30.578	119.3	<u>39.983</u>		172.5	1:46.004		9	35.299	100.9	30.562	115.3	40.432		283.5	1:46.293	
2	35.684	97.5	30.352	<u>120.0</u>	40.230		<u>285.7</u>	1:46.266		10	34.675	103.3	30.441	116.0	40.478		284.2	1:45.594	
3	34.996	101.4	<u>30.169</u>	116.4	40.399		285.0	1:45.564		11	34.999	99.3	30.426	116.1	40.490		276.9	1:45.915	
4	35.009	99.7	30.207	116.6	40.159		279.1	1:45.375		12	34.480	106.1	30.404	114.0	40.424		281.3	1:45.308	
5	34.662	106.2	30.275	117.5	40.178		279.1	<u>1:45.115</u>		13	<u>34.419</u>	105.7	30.483	110.9	40.569		<u>285.7</u>	1:45.471	
6	34.712	101.0	30.236	117.9	40.237		284.2	1:45.185		14	34.766	<u>106.8</u>	30.583	113.3	40.889		285.0	1:46.238	
7	34.918	103.4	30.356	115.8	40.479		282.0	1:45.753		15	34.843	103.2	30.545	119.2	40.421		280.5	1:45.809	
8	34.794	104.3	30.351	115.4	40.681		280.5	1:45.826		16	34.705	105.7	30.555	115.4	40.775		281.3	1:46.035	

74 PIOTR BIESIEKIRSKI (POL)									KALEX										
lap	Sect-1	Speed	Sect-2	Speed	Sect-3	Speed	TopSpeed	laptime	pit	lap	Sect-1	Speed	Sect-2	Speed	Sect-3	Speed	Topspeed	laptime	pit
1		<u>98.6</u>	<u>30.669</u>	<u>116.0</u>	<u>41.114</u>		171.4	1:47.557		2									

77 MATTIA VOLPI (ITA)									KALEX										
lap	Sect-1	Speed	Sect-2	Speed	Sect-3	Speed	TopSpeed	laptime	pit	lap	Sect-1	Speed	Sect-2	Speed	Sect-3	Speed	Topspeed	laptime	pit
1		90.8	31.306	109.0	40.672		177.6	1:47.605		9	35.038	96.5	30.262	110.8	40.232		276.2	1:45.532	
2	35.664	100.7	30.336	111.0	40.212		270.7	1:46.212		10	34.851	99.4	30.431	110.8	40.162		277.6	1:45.444	
3	34.793	98.9	30.308	110.0	40.285		275.5	1:45.386		11	34.703	99.6	30.374	112.5	40.401		277.6	1:45.478	
4	35.141	96.9	30.437	107.2	40.373		277.6	1:45.951		12	34.597	99.5	30.404	<u>114.6</u>	40.369		275.5	1:45.370	
5	34.869	97.2	<u>30.217</u>	112.6	40.299		273.4	1:45.385		13	34.614	98.9	30.346	109.8	40.155		276.2	1:45.115	


FIM JUNIORGP WORLD CHAMPIONSHIP - PORTIMAO

Autódromo Internacional do Algarve

Moto 2 ECH

29 June - 2 July 2023

Laps and Sector Times - Race 1 - 16 Laps

Autodromo Internacional Algarve - 4592mtr.

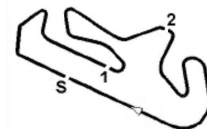
6	35.315	98.7	30.268	112.6	40.160	274.8	1:45.743	14	<u>34.571</u>	98.1	30.397	109.3	40.242	<u>283.5</u>	1:45.210
7	34.580	98.5	30.254	109.5	<u>40.147</u>	276.2	<u>1:44.981</u>	15	34.949	100.3	30.450	114.5	40.269	274.8	1:45.668
8	34.614	97.6	30.422	109.8	40.243	274.1	1:45.279	16	35.105	<u>105.4</u>	30.978	112.7	40.269	273.4	1:46.352

81 SENNA AGIUS (AUS)									KALEX										
lap	Sect-1	Speed	Sect-2	Speed	Sect-3	Speed	TopSpeed	laptime	pit	lap	Sect-1	Speed	Sect-2	Speed	Sect-3	Speed	Topspeed	laptime	pit
1		102.0	29.846	118.8	39.977		164.9	1:45.108		9	34.174	102.8	29.819	116.5	<u>39.713</u>		287.2	1:43.706	
2	34.416	100.0	29.828	116.1	39.816		287.2	1:44.060		10	<u>33.942</u>	102.6	29.712	117.3	39.800		288.8	<u>1:43.454</u>	
3	34.349	102.4	30.186	118.0	40.465		285.0	1:45.000		11	34.189	101.3	<u>29.622</u>	<u>119.9</u>	39.872		287.2	1:43.683	
4	34.370	99.0	29.794	114.9	39.756		285.7	1:43.920		12	34.105	100.6	29.725	119.3	39.908		288.0	1:43.738	
5	34.057	101.8	29.751	117.9	39.896		288.8	1:43.704		13	34.063	99.4	29.683	114.9	39.783		289.5	1:43.529	
6	34.105	102.5	29.653	118.7	39.716		286.5	1:43.474		14	34.125	101.4	29.880	116.4	39.855		<u>290.3</u>	1:43.860	
7	34.242	98.8	29.715	117.1	39.974		286.5	1:43.931		15	34.135	101.7	29.803	116.3	39.868		288.8	1:43.806	
8	33.955	101.8	29.784	118.8	39.841		288.0	1:43.580		16	34.124	105.1	30.016	116.1	39.935		285.0	1:44.075	

87 GERARD RIU (ESP)									KALEX										
lap	Sect-1	Speed	Sect-2	Speed	Sect-3	Speed	TopSpeed	laptime	pit	lap	Sect-1	Speed	Sect-2	Speed	Sect-3	Speed	Topspeed	laptime	pit
1		93.3	30.634	112.4	40.484		186.9	1:46.178		9	34.536	103.1	30.623	114.9	40.642		291.9	1:45.801	
2	35.836	100.7	30.342	116.1	40.316		<u>292.7</u>	1:46.494		10	34.633	103.8	30.478	113.9	40.449		280.5	1:45.560	
3	34.687	102.0	<u>30.234</u>	115.1	40.616		288.0	1:45.537		11	<u>34.517</u>	<u>103.9</u>	30.446	115.1	40.452		288.8	1:45.415	
4	34.908	96.4	30.594	110.1	<u>40.287</u>		290.3	1:45.789		12	34.540	102.6	30.508	<u>117.5</u>	40.690		289.5	1:45.738	
5	34.716	100.7	30.466	111.7	40.553		282.7	1:45.735		13	34.706	100.1	30.503	111.1	40.433		275.5	1:45.642	
6	34.659	101.1	30.388	115.3	40.458		290.3	1:45.505		14	34.889	98.7	30.632	112.1	40.746		287.2	1:46.267	
7	34.687	100.8	30.342	113.8	40.383		288.8	<u>1:45.412</u>		15	35.021	98.3	30.612	114.8	40.864		285.7	1:46.497	
8	34.603	99.3	30.480	115.9	40.375		290.3	1:45.458		16	34.921	100.9	30.529	115.4	40.899		286.5	1:46.349	

98 CHANON INTA (THA)									KALEX										
lap	Sect-1	Speed	Sect-2	Speed	Sect-3	Speed	TopSpeed	laptime	pit	lap	Sect-1	Speed	Sect-2	Speed	Sect-3	Speed	Topspeed	laptime	pit
1		86.3	31.857	107.2	42.064		192.2	1:49.758		9	36.360	88.2	32.053	105.1	<u>41.728</u>		285.7	1:50.141	
2	38.760	91.4	32.256	<u>108.9</u>	41.910		<u>289.5</u>	1:52.926		10	36.352	<u>93.0</u>	31.979	105.7	41.925		271.4	1:50.256	
3	36.655	90.2	31.787	<u>108.9</u>	42.059		267.3	1:50.501		11	36.190	91.2	31.905	105.7	42.578		277.6	1:50.673	
4	36.454	90.5	31.945	106.8	42.245		282.0	1:50.644		12	36.413	90.2	31.748	106.5	41.786		266.7	1:49.947	
5	36.189	91.8	31.717	107.7	41.998		282.0	1:49.904		13	<u>36.122</u>	91.5	31.962	105.4	42.129		281.3	1:50.213	
6	36.211	91.6	<u>31.716</u>	<u>108.9</u>	41.862		270.0	<u>1:49.789</u>		14	36.333	89.0	32.066	107.1	42.355		280.5	1:50.754	
7	36.928	90.2	31.793	107.0	41.845		271.4	1:50.566		15	36.251	92.4	32.097	106.2	42.301		275.5	1:50.649	
8	37.005	87.9	31.909	105.5	41.815		274.1	1:50.729		16	36.392	92.3	32.268	108.5	42.023		275.5	1:50.683	

99 CARLOS TATAY VILA (ESP)									KALEX											
lap	Sect-1	Speed	Sect-2	Speed	Sect-3	Speed	TopSpeed	laptime	pit	lap	Sect-1	Speed	Sect-2	Speed	Sect-3	Speed	Topspeed	laptime	pit	
1		<u>102.5</u>	<u>30.248</u>	<u>119.9</u>	<u>39.717</u>		164.6	1:45.629		2										



FIM JUNIORGP WORLD CHAMPIONSHIP - PORTIMAO

Positions for each lap - Race 1 - 16 Laps

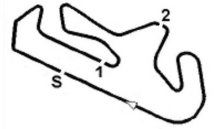
Moto 2 ECH

29 June - 2 July 2023

Positions for each lap

Autodromo Internacional Algarve - 4592mtr.

Pos	Nr.	Name	1	2	3	4	5	6	7	8	9	10	11	12	13	14	15	16
1	81	SENNAGIUS	81	81	81	81	81	81	81	81	81	81	81	81	81	81	81	81
2	67	ALBERTO SURRA	67	67	8	31	67	67	8	67	67	67	67	67	67	67	67	67
3	18	XAVIER CARDELÚS	99	8	31	67	8	8	67	31	31	31	31	18	18	18	18	18
4	8	MARCO TAPIA	8	31	18	8	31	31	31	8	18	18	18	8	8	8	8	8
5	31	ROBERTO GARCÍA	29	18	67	18	18	18	18	18	8	8	8	31	31	31	31	31
6	13	MATTIA RATO	10	13	55	55	55	55	72	72	55	55	13	13	13	13	13	13
7	23	NIC COLÒ ANTONELLI	18	55	72	35	35	35	55	35	72	13	72	72	72	55	23	23
8	55	ALEX TOLEDO	31	72	35	72	72	72	35	55	35	72	55	55	55	23	55	55
9	72	YERAY RUIZ	72	35	87	13	13	13	13	13	13	35	35	35	23	72	72	72
10	77	MATTIA VOLPI	55	87	13	87	87	87	87	87	23	23	23	23	77	77	77	77
11	35	SAM WILFORD	13	77	77	77	77	23	23	23	87	87	87	77	35	35	35	35
12	87	GERARD RIU	87	23	23	23	23	77	77	77	77	77	77	87	87	87	87	87
13	49	FRANCESCO MONGIARDO	35	27	27	27	49	49	49	49	49	49	49	49	49	49	49	49
14	32	KYLE PAZ	74	32	32	32	27	27	27	32	32	32	27	27	27	10	10	32
15	10	UNAI ORRADRE	32	49	49	49	32	32	32	27	27	27	32	32	32	32	32	10
16	27	MAXWELL BERTALAN TOTH	21	33	33	33	33	33	33	10	10	10	10	10	10	27	27	27
17	33	FILIP REHACEK	27	9	9	9	10	10	10	33	33	33	33	33	33	33	33	33
18	98	CHANON INTA	77	98	98	98	9	9	9	9	9	98	9	9	98	98	98	98
19	9	CHARLES AUBRIE	23	10	10	10	98	98	98	98	98	9	98	98	9	9	9	9
20	21	EDUARDO MONTERO	33	21	21	21	21	21	21	21	21	21	21	21	21	21	21	
21	99	CARLOS TATAY VILA	98															
22	29	HARRISON VOIGHT	49															
23	74	PIOTR BIESIEK IRSKI	9															



FIM JUNIORGP WORLD CHAMPIONSHIP - PORTIMAO

Autódromo Internacional do Algarve

Heat name : Moto 2 ECh - Race 1 - 16 Laps
 Heat Date : 02 July 2023
 Track name : Autodromo Internacional Algarve - 4592 mtr.

Participants Started	: 23	Participants Classified	: 23
Participants Finished	: 20	Participants Not Classified	: 0
Participants Not Finished	: 3		

Green flag at	: 12:01:16	Heat recording start time	: 11:44:55
Finish flag waved at	: 12:28:59	Heat recording end time	: 12:31:37
Total time under Green	: 27:42	Total of All Laps in Heat	: 322
Number of cautions	: 0	Total time under Yellow	: 00:00:00
Number of code-60's	: 0	Total time under Code-60	: 00:00:00

Leader history during the Heat

#	Nbr	Lap	to Lap	Name	Motorcycle
1	81	1	16	SENNA AGIUS	KALEX

Best Lap time history during the Heat

#	Nbr	lap time	in lap	Name	Motorcycle	time of day
1	81	1:44.060	2	SENNA AGIUS	KALEX	12:04:46
2	67	1:43.881	2	ALBERTO SURRA	BOSCOSCURO	12:04:46
3	81	1:43.704	5	SENNA AGIUS	KALEX	12:09:58
4	81	1:43.474	6	SENNA AGIUS	KALEX	12:11:42
5	81	1:43.454	10	SENNA AGIUS	KALEX	12:18:37

Summary of number of laps in the lead

#	Nbr	Name	Motorcycle	# Laps in the lead
1	81	SENNA AGIUS	KALEX	16