

# Stock

## Finetwork FIM JuniorGP Jerez

### Race (16 Laps, 70,8 km.)

## Classification


No	Rider	Nat	Team	Bike	Tires	Cl.	Laps	Total Time	Gap	Kph	Best Lap		
											Lap	Time	Kph
1	4 ERIC FERNÁNDEZ	ESP	FAU55 TEY RACING	YAMAHA			16	28:05.092	-	151.2	12	1:43.934	153.2
2	17 DANIEL MUÑOZ	ESP	SP57 RACING TEAM	YAMAHA			16	28:05.117	+0.025	151.2	12	1:44.022	153.1
3	13 DINO IOZZO	ITA	IUM MOTORSPORTS	YAMAHA			16	28:36.011	+30.919	148.5	9	1:46.161	150.0
4	8 MARCO GARCÍA	ESP	EASYRACE TEAM	YAMAHA			16	28:42.999	+37.907	147.9	2	1:46.238	149.9
5	82 MARIO MAYOR	ESP	YAMAHA GV STRATOS	YAMAHA			16	28:43.282	+38.190	147.8	2	1:46.378	149.7
6	69 ARCHIE MCDONALD	AUT	MRE TALENT	YAMAHA			16	28:45.679	+40.587	147.6	3	1:46.406	149.6
7	37 COREY TINKER	GBR	EASYRACE TEAM	YAMAHA			16	28:45.996	+40.904	147.6	2	1:46.409	149.6
8	6 JACOPO HOSCIUC	ROU	MMG-PINAMOTO RS	YAMAHA			16	28:49.824	+44.732	147.3	2	1:46.738	149.2
9	10 GUILLERMO MARCEL MORENO	MEX	FAU55 TEY RACING	YAMAHA			16	28:54.802	+49.710	146.9	3	1:47.281	148.4
10	84 JUANES RIVERA	COL	MMG-PINAMOTO RS	YAMAHA			16	28:55.203	+50.111	146.8	16	1:47.479	148.1
11	24 MAXIMILIANO ROCHA	ARG	YAMAHA GV STRATOS	YAMAHA			16	29:06.605	+1:01.513	145.9	10	1:48.092	147.3
12	73 GONÇALO RIBEIRO	PRT	LST MOTORSPORT	YAMAHA			16	29:06.780	+1:01.688	145.8	13	1:47.996	147.4
13	44 ADRIÁN RODRÍGUEZ	ESP	EASYRACE TEAM	YAMAHA			16	29:20.864	+1:15.772	144.7	2	1:46.168	150.0
14	64 NAZARENO LEONEL GÓMEZ ARRIETA	ARG	AC RACING TEAM	YAMAHA			16	29:21.146	+1:16.054	144.7	3	1:48.987	146.1
15	61 JAVIER DEL OLMO	ESP	KAWASAKI PALMETO PL RACING	KAWASAKI			16	29:21.711	+1:16.619	144.6	11	1:48.796	146.4
16	99 JACK BEDNAREK	GBR	CF MOTORSPORT	YAMAHA			16	29:22.275	+1:17.183	144.6	3	1:49.004	146.1
17	74 CARTER BROWN	GBR	CF MOTORSPORT	YAMAHA			16	29:29.065	+1:23.973	144.0	5	1:48.223	147.1
<b>Retired</b>													
85	MATEUSZ HULEWICZ	POL	MMG-PINAMOTO RS	YAMAHA			14	25:28.371			2	1:47.937	147.5
23	ALEX MILLÁN	ESP	FIFTY MOTORSPORT	YAMAHA			4	7:14.065			3	1:46.315	149.8
86	KYLIAN NESTOLA	ITA	FAU55 TEY RACING	YAMAHA			2	4:04.249			2	1:58.944	133.9

<b>Pole Position:</b>	DANIEL MUÑOZ	1:44.159	152.9 Kph
<b>Fastest Lap:</b>	Lap12 ERIC FERNÁNDEZ	1:43.934	153.2 Kph

Published at: .....

Track Status: **DRY**


<b>Clerk of the Course:</b> Miguel Ángel Rodríguez	<b>Timekeeper:</b> José Antonio Ortega
---	---



**Stock**  
Finetwork FIM JuniorGP Jerez  
Race

Lap Chart


No	Pos	Grid	Lap															
			1	2	3	4	5	6	7	8	9	10	11	12	13	14	15	16
17	1	17	4	17	17	17	17	17	17	17	17	17	17	17	17	17	17	4
4	2	4	17	4	4	4	4	4	4	4	4	4	4	4	4	4	4	17
8	3	8	44	44	44	13	13	13	13	13	13	13	13	13	13	13	13	
13	4	13	13	13	8	69	69	69	37	37	82	82	82	37	69	8	8	8
82	5	82	8	8	13	23	82	37	69	82	37	37	37	69	82	82	82	82
23	6	23	69	69	69	82	37	82	82	69	69	69	69	82	37	69	69	69
44	7	44	37	37	82	37	6	6	6	6	8	8	8	8	8	37	37	37
69	8	69	82	82	23	6	10	10	8	8	6	6	6	6	6	6	6	6
37	9	37	23	23	37	10	8	8	10	10	10	10	10	10	10	10	10	10
6	10	6	6	6	6	84	84	84	84	84	84	84	84	84	84	84	84	84
10	11	10	10	10	10	24	85	85	74	74	85	24	24	85	24	24	24	24
74	12	74	74	24	84	85	24	74	85	85	24	85	85	24	85	85	73	73
84	13	84	24	84	24	8	74	24	24	24	73	73	73	73	73	73	64	44
24	14	24	84	85	85	74	73	73	73	73	64	64	64	64	64	64	61	64
73	15	73	85	74	74	73	99	99	99	99	99	99	99	99	99	61	44	61
86	16	86	73	73	73	99	64	64	64	64	61	61	61	61	61	99	99	99
85	17	85	99	99	99	64	61	61	61	61	74	44	44	44	44	44	74	74
99	18	99	64	64	64	61	44	44	44	44	74	74	74	74	74	74	74	74
61	19	61	61	61	61	44	44	44	44	44	74	74	74	74	74	74	74	74
64	20	64	86	86	86	86	86	86	86	86	86	86	86	86	86	86	86	86



## Stock Finetwork FIM JuniorGP Jerez Race

### Best Sector Times

Sector 1			Sector 2			Sector 3			Sector 4			Pos	No	Ideal Lap	Best Lap	
Pos	No	Rider	Time	No	Rider	Time	No	Rider	Time	No	Rider					Time
1	4	E.FERNÁNDEZ	25.571	37	C.TINKER	15.592	17	D.MUÑOZ	30.608	4	E.FERNÁNDEZ	31.901	1	4	1:43.716	1:43.934 (1)
2	17	D.MUÑOZ	25.590	4	E.FERNÁNDEZ	15.634	4	E.FERNÁNDEZ	30.610	17	D.MUÑOZ	32.011	2	17	1:43.893	1:44.022 (2)
3	44	A.RODRÍGUEZ	26.047	17	D.MUÑOZ	15.684	44	A.RODRÍGUEZ	31.227	8	M.GARCÍA	32.538	3	13	1:45.955	1:46.161 (3)
4	13	D.IOZZO	26.240	8	M.GARCÍA	15.712	13	D.IOZZO	31.316	82	M.MAYOR	32.540	4	8	1:45.987	1:46.238 (5)
5	69	A.MCDONALD	26.270	13	D.IOZZO	15.721	69	A.MCDONALD	31.334	23	A.MILLÁN	32.548	5	44	1:46.018	1:46.168 (4)
6	82	M.MAYOR	26.280	23	A.MILLÁN	15.796	23	A.MILLÁN	31.403	6	J.HOSCIUC	32.637	6	37	1:46.054	1:46.409 (9)
7	8	M.GARCÍA	26.320	82	M.MAYOR	15.804	8	M.GARCÍA	31.417	37	C.TINKER	32.645	7	82	1:46.126	1:46.378 (7)
8	37	C.TINKER	26.323	69	A.MCDONALD	15.838	37	C.TINKER	31.494	13	D.IOZZO	32.678	8	23	1:46.147	1:46.315 (6)
9	10	G.MORENO	26.378	6	J.HOSCIUC	15.848	82	M.MAYOR	31.502	44	A.RODRÍGUEZ	32.819	9	69	1:46.311	1:46.406 (8)
10	6	J.HOSCIUC	26.390	73	G.RIBEIRO	15.906	6	J.HOSCIUC	31.524	69	A.MCDONALD	32.869	10	6	1:46.399	1:46.738 (10)
11	23	A.MILLÁN	26.400	44	A.RODRÍGUEZ	15.925	74	C.BROWN	31.691	84	J.RIVERA	32.989	11	10	1:47.141	1:47.281 (11)
12	84	J.RIVERA	26.427	85	M.HULEWICZ	15.948	10	G.MORENO	31.698	73	G.RIBEIRO	33.010	12	84	1:47.343	1:47.479 (12)
13	24	M.ROCHA	26.606	74	C.BROWN	15.991	84	J.RIVERA	31.808	10	G.MORENO	33.013	13	74	1:47.402	1:48.223 (16)
14	85	M.HULEWICZ	26.675	10	G.MORENO	16.052	24	M.ROCHA	31.847	74	C.BROWN	33.029	14	85	1:47.526	1:47.937 (13)
15	74	C.BROWN	26.691	24	M.ROCHA	16.105	85	M.HULEWICZ	31.847	85	M.HULEWICZ	33.056	15	73	1:47.716	1:47.996 (14)
16	73	G.RIBEIRO	26.791	84	J.RIVERA	16.119	73	G.RIBEIRO	32.009	24	M.ROCHA	33.227	16	24	1:47.785	1:48.092 (15)
17	61	J.DEL OLMO	26.879	61	J.DEL OLMO	16.159	61	J.DEL OLMO	32.186	64	N.GOMEZ ARRIETA	33.283	17	61	1:48.533	1:48.796 (17)
18	64	N.GOMEZ ARRIETA	26.884	64	N.GOMEZ ARRIETA	16.171	64	N.GOMEZ ARRIETA	32.198	99	J.BEDNAREK	33.305	18	64	1:48.536	1:48.987 (18)
19	99	J.BEDNAREK	26.959	99	J.BEDNAREK	16.230	99	J.BEDNAREK	32.322	61	J.DEL OLMO	33.309	19	99	1:48.816	1:49.004 (19)
20	86	K.NESTOLA	28.498	86	K.NESTOLA	17.655	86	K.NESTOLA	33.924	86	K.NESTOLA	36.332	20	86	1:56.409	1:58.944 (20)



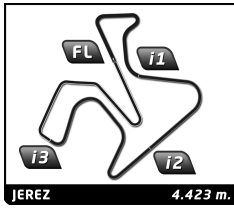
## Stock

### Finetwork FIM JuniorGP Jerez

### Race

### Best Top Speed

No Rider	Team	Class	Top 1		Top 2		Top 3		Top 4		Top 5		Avg
			Kph	Lap	Kph	Lap	Kph	Lap	Kph	Lap	Kph	Lap	
4	ERIC FERNÁNDEZ	FAU55 TEY RACING	232.8	16	220.9	2							226,9
23	ALEX MILLÁN	FIFTY MOTORSPORT	231.8	4	229.3	2	228.8	3					230,0
73	GONÇALO RIBEIRO	LST MOTORSPORT	231.3	4	231.3	1	230.3	15	230.3	11	229.8	14	230,6
74	CARTER BROWN	CF MOTORSPORT	231.3	1	227.8	8	227.8	5	227.8	4	227.4	9	228,4
8	MARCO GARCÍA	EASYRACE TEAM	230.8	12									230,8
37	COREY TINKER	EASYRACE TEAM	230.8	15	222.7	13							226,8
99	JACK BEDNAREK	CF MOTORSPORT	229.3	1	227.8	16	227.8	4	227.8	2	226.9	3	227,9
82	MARIO MAYOR	YAMAHA GV STRATOS	228.8	16	225.5	12							227,2
6	JACOPO HOSCIUC	MMG-PINAMOTO RS											
10	GUILLERMO MARCEL MOFFAU55	TEY RACING											
13	DINO IOZZO	IUM MOTORSPORTS											
17	DANIEL MUÑOZ	SP57 RACING TEAM											
24	MAXIMILIANO ROCHA	YAMAHA GV STRATOS											
44	ADRIÁN RODRÍGUEZ	EASYRACE TEAM											
61	JAVIER DEL OLMO	KAWASAKI PALMETO PL RACING											
64	NAZARENO LEONEL GOMIAC	RACING TEAM											
69	ARCHIE MCDONALD	MRE TALENT											
85	MATEUSZ HULEWICZ	MMG-PINAMOTO RS											
86	KYLIAN NESTOLA	FAU55 TEY RACING											
84	JUANES RIVERA	MMG-PINAMOTO RS											




## Stock

### Finetwork FIM JuniorGP Jerez

### After Race

Event maximum speed

No Rider	Team	Bike	Class	Top Speed	Lap	Session
8 MARCO GARCÍA	EASYRACE TEAM	YAMAHA		234.3	11	Qualifying 1
13 DINO IOZZO	IUM MOTORSPORTS	YAMAHA		233.8	1	Qualifying 1
74 CARTER BROWN	CF MOTORSPORT	YAMAHA		233.3	15	Qualifying 1
4 ERIC FERNÁNDEZ	FAU55 TEY RACING	YAMAHA		232.8	16	Race
17 DANIEL MUÑOZ	SP57 RACING TEAM	YAMAHA		232.3	9	Qualifying 1
37 COREY TINKER	EASYRACE TEAM	YAMAHA		232.3	9	Qualifying 1
44 ADRIÁN RODRÍGUEZ	EASYRACE TEAM	YAMAHA		232.3	6	Qualifying 1
23 ALEX MILLÁN	FIFTY MOTORSPORT	YAMAHA		231.8	4	Race
69 ARCHIE MCDONALD	MRE TALENT	YAMAHA		231.8	14	Qualifying 1
82 MARIO MAYOR	YAMAHA GV STRATOS	YAMAHA		231.8	18	Qualifying 1
73 GONÇALO RIBEIRO	LST MOTORSPORT	YAMAHA		231.3	2	Qualifying 1
64 NAZARENO LEONEL GOMEZ ARRIETA	AC RACING TEAM	YAMAHA		230.3	9	Qualifying 1
99 JACK BEDNAREK	CF MOTORSPORT	YAMAHA		229.3	8	Qualifying 1
85 MATEUSZ HULEWICZ	MMG-PINAMOTO RS	YAMAHA		228.3	4	Qualifying 1
6 JACOPO HOSCIUC	MMG-PINAMOTO RS	YAMAHA		227.8	5	Qualifying 1
10 GUILLERMO MARCEL MORENO	FAU55 TEY RACING	YAMAHA		227.4	3	Qualifying 1
61 JAVIER DEL OLMO	KAWASAKI PALMETO PL RACING	KAWASAKI		227.4	12	Qualifying 1
84 JUANES RIVERA	MMG-PINAMOTO RS	YAMAHA		227.4	2	Qualifying 1
86 KYLIAN NESTOLA	FAU55 TEY RACING	YAMAHA		225.9	2	Qualifying 1
21 DANIEL BROOKS	YAMAHA GV STRATOS	YAMAHA		224.5	2	Free Practice 1
24 MAXIMILIANO ROCHA	YAMAHA GV STRATOS	YAMAHA		224.1	11	Qualifying 1

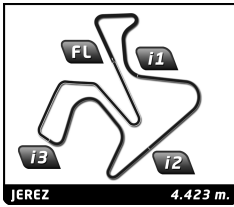


## Stock Finetwork FIM JuniorGP Jerez Race

### Fastest Lap Sequence

Elapsed	No Rider	Team	Bike	Class	Time	Kph	Lap
3:37.229	17 DANIEL MUÑOZ	SP57 RACING TEAM	YAMAHA		1:45.144	151.4	2
5:22.139	17 DANIEL MUÑOZ	SP57 RACING TEAM	YAMAHA		1:44.910	151.8	3
5:22.407	4 ERIC FERNÁNDEZ	FAU55 TEY RACING	YAMAHA		1:44.880	151.8	3
8:51.874	17 DANIEL MUÑOZ	SP57 RACING TEAM	YAMAHA		1:44.771	152.0	5
10:36.572	17 DANIEL MUÑOZ	SP57 RACING TEAM	YAMAHA		1:44.698	152.1	6
10:36.828	4 ERIC FERNÁNDEZ	FAU55 TEY RACING	YAMAHA		1:44.649	152.2	6
19:22.307	17 DANIEL MUÑOZ	SP57 RACING TEAM	YAMAHA		1:44.484	152.4	11
21:06.329	17 DANIEL MUÑOZ	SP57 RACING TEAM	YAMAHA		1:44.022	153.1	12
21:06.783	4 ERIC FERNÁNDEZ	FAU55 TEY RACING	YAMAHA		1:43.934	153.2	12





## Stock Finetwork FIM JuniorGP Jerez Race

### Analysis by lap

Lapped ■

No	Lap Time	Gap	No	Lap Time	Gap	No	Lap Time	Gap	No	Lap Time	Gap
73	1:48.165	53.273									
64	1:49.273	1:06.713									
61	1:49.052	1:07.398									
99	1:49.855	1:07.784									
44	1:47.512	1:09.336									
74	1:48.513	1:13.601									

#### Lap 15

17	1:44.351	
4	1:44.303	0.251
13	1:48.114	28.000
8	1:46.529	36.304
82	1:46.571	36.668
69	1:47.659	38.141
37	1:48.172	38.711
6	1:47.930	40.869
10	1:48.315	46.842
84	1:47.703	47.761
24	1:48.947	57.337
73	1:48.824	57.746
64	1:49.817	1:12.179
61	1:49.363	1:12.410
44	1:47.623	1:12.608
99	1:49.516	1:12.949
74	1:49.759	1:19.009

#### Lap 16

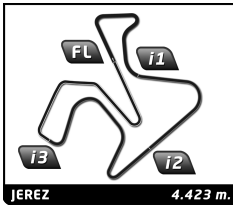
4	1:44.878	
17	1:45.154	0.025
13	1:48.048	30.919
8	1:46.732	37.907
82	1:46.651	38.190
69	1:47.575	40.587
37	1:47.322	40.904
6	1:48.992	44.732
10	1:47.997	49.710
84	1:47.479	50.111
24	1:49.305	1:01.513
73	1:49.071	1:01.688
44	1:48.293	1:15.772
64	1:49.004	1:16.054
61	1:49.338	1:16.619
99	1:49.363	1:17.183
74	1:50.093	1:23.973











# Stock

## Finetwork FIM JuniorGP Jerez

### Race

### Sector Analysis

— Invalidated Lap    ■ Personal Best    ■ Session Best    B Crossing the pit lane

Lap	Time	Sector 1	Sector 2	Sector 3	Sector 4	T.Sp	Lap	Time	Sector 1	Sector 2	Sector 3	Sector 4	T.Sp
<b>23</b>	<b>ALEX MILLÁN</b> ESP												
	FIFTY MOTORSPORT							YAMAHA					
1	1:54.393	32.988	16.019	31.967	33.419								
2	1:46.547	26.612	<b>15.796</b>	31.591	<b>32.548</b>	229.3							
3	<b>1:46.315</b>	26.485	15.862	<b>31.403</b>	32.565	228.8							
4	1:46.810	<b>26.400</b>	15.809	31.811	32.790	231.8							
<b>86</b>	<b>KYLIAN NESTOLA</b> ITA												
	FAU55 TEY RACING							YAMAHA					
1	2:05.305	36.740	17.792	34.441	<b>36.332</b>								
2	<b>1:58.944</b>	<b>28.498</b>	<b>17.655</b>	<b>33.924</b>	38.867								