

Moto2

Finetwork FIM JuniorGP Jerez Race (16 Laps, 70,8 km.)

Classification


No	Rider	Nat	Team	Bike	Tires	Cl.	Laps	Total Time	Gap	Kph	Best Lap		
											Lap	Time	Kph
1	99 CARLOS TATAY	ESP	PERTAMINA MANDALIKA SAG TEAM	KALEX			16	27:32.976	-	154.1	2	1:42.242	155.7
2	72 YERAY RUIZ	ESP	FAU55 TEY RACING	KALEX			16	27:37.199	+4.223	153.7	7	1:42.712	155.0
3	81 SENNA AGIUS	AUT	LIQUI MOLY HUSQVARNA INTACT GP JUNIOR TEAM	KALEX			16	27:37.359	+4.383	153.7	7	1:42.656	155.1
4	13 MATTIA RATO	ITA	AGR TEAM	KALEX			16	27:38.227	+5.251	153.6	4	1:42.620	155.2
5	18 XAVIER CARDELÚS	AND	PROMORACING	KALEX			16	27:38.406	+5.430	153.6	4	1:42.642	155.1
6	31 ROBERTO GARCÍA	ESP	CARDOSO-FANTIC RACING	KALEX			16	27:42.999	+10.023	153.2	3	1:42.813	154.9
7	67 ALBERTO SURRA	ITA	TEAM CIATTI-BOSCOSCURO	BOSCOSCURO			16	27:43.406	+10.430	153.2	4	1:42.934	154.7
8	10 UNAI ORRADRE	ESP	STV LAGLISSE RACING	KALEX			16	27:43.711	+10.735	153.1	2	1:43.053	154.5
9	55 ALEX TOLEDO	ESP	EASYRACE TEAM	BOSCOSCURO			16	27:54.024	+21.048	152.2	5	1:43.729	153.5
10	49 FRANCESCO MONGIARDO	ITA	TEAM CIATTI-BOSCOSCURO	BOSCOSCURO			16	27:56.360	+23.384	152.0	12	1:43.684	153.6
11	8 MARCO TAPIA	ESP	YAMAHA PHILIPPINES STYLOBIKE RACING TEAM	KALEX			16	27:56.511	+23.535	152.0	4	1:43.768	153.4
12	35 SAM WILFORD	GBR	AGR TEAM	KALEX			16	27:59.163	+26.187	151.7	4	1:43.702	153.5
13	87 GERARD RIU	ESP	PROMORACING	KALEX			16	28:02.338	+29.362	151.4	7	1:44.322	152.6
14	74 PIOTR BIESIEKIRSKI	POL	FAU55 EUVIC RACING	KALEX			16	28:04.222	+31.246	151.3	3	1:42.950	154.7
15	77 MATTIA VOLPI	ITA	MMR	KALEX			16	28:17.320	+44.344	150.1	6	1:44.798	151.9
16	33 FILIP REHACEK	CZE	CARDOSO-FANTIC RACING	KALEX			16	28:53.541	+1:20.565	147.0	2	1:47.024	148.8
Retired													
	23 NICCOLÒ ANTONELLI	ITA	MMR	KALEX			15	25:59.196			5	1:43.124	154.4
	98 CHANON INTA	THA	SF RACING	KALEX			10	18:17.241			2	1:48.200	147.2
	38 JUAN RODRÍGUEZ	ESP	MMG-PINAMOTO	KALEX			7	12:13.985			6	1:43.437	153.9
	27 MAXWELL BERTALAN TOTH	USA	MMR	KALEX			7	13:10.002			6	1:44.785	152.0
	29 HARRISON VOIGHT	AUT	YAMAHA PHILIPPINES STYLOBIKE RACING TEAM	KALEX			4	7:02.676			3	1:43.230	154.2

Pole Position:	CARLOS TATAY	1:41.862	156.3 Kph
Fastest Lap:	Lap2 CARLOS TATAY	1:42.242	155.7 Kph

Published at:

Track Status: **DRY**


Clerk of the Course: Miguel Ángel Rodríguez	Timekeeper: José Antonio Ortega
---	---



Moto2
Finetwork FIM JuniorGP Jerez
Race

Lap Chart

No	Pos	Grid	Lap															
			1	2	3	4	5	6	7	8	9	10	11	12	13	14	15	16
99	1	99	99	99	99	99	99	99	99	99	99	99	99	99	99	99	99	99
72	2	72	72	72	72	72	72	72	72	72	72	81	81	81	72	72	72	72
23	3	23	81	81	81	81	81	81	81	81	81	81	72	72	72	81	81	81
81	4	81	23	23	31	31	31	31	31	18	18	18	18	18	18	13	13	13
8	5	8	31	31	23	18	18	18	18	31	13	13	13	13	13	18	18	18
38	6	38	10	10	10	23	23	23	13	13	31	31	31	31	31	31	31	31
10	7	10	74	18	18	10	10	13	23	67	67	67	10	23	23	23	23	67
18	8	18	18	74	74	67	13	10	10	10	10	67	67	67	67	67	67	10
74	9	74	55	67	67	13	67	67	67	23	23	23	23	10	10	10	10	55
13	10	13	67	55	13	55	55	55	55	55	55	55	55	55	55	55	55	49
55	11	55	8	13	55	29	38	38	38	35	35	35	35	35	8	8	8	8
67	12	67	13	29	29	38	8	8	35	8	8	8	8	8	35	49	49	35
31	13	31	35	8	38	8	35	35	8	49	49	49	49	49	49	35	35	87
35	14	35	38	38	8	35	49	49	49	87	87	87	87	87	87	87	87	74
29	15	29	29	35	35	49	87	87	87	77	77	74	74	74	74	74	74	77
49	16	49	87	87	87	87	27	27	77	74	74	77	77	77	77	77	77	33
27	17	27	49	49	49	77	77	77	74	33	33	33	33	33	33	33	33	
87	18	87	77	77	77	27	74	74	33	98	98	98						
77	19	77	27	27	27	74	33	33	98									
33	20	33	33	33	33	33	98	98	27									
98	21	98	98	98	98													




Moto2

Finetwork FIM JuniorGP Jerez

Race

Best Sector Times

Sector 1			Sector 2			Sector 3			Sector 4			Pos	No	Ideal Lap	Best Lap	
Pos	No	Rider	Time	No	Rider	Time	No	Rider	Time	No	Rider					Time
1	99	C.TATAY	25.337	18	X.CARDELÚS	15.048	99	C.TATAY	30.230	18	X.CARDELÚS	31.328	1	99	1:42.218	1:42.242 (1)
2	13	M.RATO	25.376	10	U.ORRADRE	15.077	72	Y.RUIZ	30.370	13	M.RATO	31.377	2	13	1:42.384	1:42.620 (2)
3	72	Y.RUIZ	25.419	23	N.ANTONELLI	15.124	81	S.AGIUS	30.378	10	U.ORRADRE	31.404	3	18	1:42.409	1:42.642 (3)
4	31	R.GARCÍA	25.437	13	M.RATO	15.141	13	M.RATO	30.490	23	N.ANTONELLI	31.421	4	72	1:42.494	1:42.712 (5)
5	81	S.AGIUS	25.443	31	R.GARCÍA	15.141	31	R.GARCÍA	30.554	99	C.TATAY	31.428	5	81	1:42.536	1:42.656 (4)
6	74	P.BIESIEKIRSKI	25.445	67	A.SURRA	15.143	18	X.CARDELÚS	30.570	81	S.AGIUS	31.445	6	10	1:42.618	1:43.053 (9)
7	18	X.CARDELÚS	25.463	29	H.VOIGHT	15.193	67	A.SURRA	30.582	67	A.SURRA	31.447	7	31	1:42.627	1:42.813 (6)
8	23	N.ANTONELLI	25.507	74	P.BIESIEKIRSKI	15.215	23	N.ANTONELLI	30.592	72	Y.RUIZ	31.467	8	23	1:42.644	1:43.124 (10)
9	10	U.ORRADRE	25.520	99	C.TATAY	15.223	29	H.VOIGHT	30.596	31	R.GARCÍA	31.495	9	74	1:42.780	1:42.950 (8)
10	49	F.MONGIARDO	25.573	72	Y.RUIZ	15.238	74	P.BIESIEKIRSKI	30.607	74	P.BIESIEKIRSKI	31.513	10	67	1:42.816	1:42.934 (7)
11	29	H.VOIGHT	25.583	35	S.WILFORD	15.252	10	U.ORRADRE	30.617	55	A.TOLED0	31.581	11	29	1:43.187	1:43.230 (11)
12	38	J.RODRÍGUEZ	25.615	55	A.TOLED0	15.257	38	J.RODRÍGUEZ	30.631	35	S.WILFORD	31.641	12	55	1:43.284	1:43.729 (15)
13	67	A.SURRA	25.644	81	S.AGIUS	15.270	49	F.MONGIARDO	30.703	38	J.RODRÍGUEZ	31.739	13	38	1:43.336	1:43.437 (12)
14	35	S.WILFORD	25.669	49	F.MONGIARDO	15.272	55	A.TOLED0	30.715	8	M.TAPIA	31.780	14	35	1:43.408	1:43.702 (14)
15	8	M.TAPIA	25.716	38	J.RODRÍGUEZ	15.351	8	M.TAPIA	30.766	29	H.VOIGHT	31.815	15	49	1:43.414	1:43.684 (13)
16	55	A.TOLED0	25.731	87	G.RIU	15.392	35	S.WILFORD	30.846	49	F.MONGIARDO	31.866	16	8	1:43.680	1:43.768 (16)
17	87	G.RIU	25.842	77	M.VOLPI	15.411	87	G.RIU	30.924	87	G.RIU	31.946	17	87	1:44.104	1:44.322 (17)
18	27	M.TOTH	25.940	8	M.TAPIA	15.418	27	M.TOTH	31.135	27	M.TOTH	31.998	18	77	1:44.543	1:44.798 (19)
19	77	M.VOLPI	25.968	27	M.TOTH	15.500	77	M.VOLPI	31.161	77	M.VOLPI	32.003	19	27	1:44.573	1:44.785 (18)
20	33	F.REHACEK	26.569	33	F.REHACEK	15.846	33	F.REHACEK	31.692	33	F.REHACEK	32.171	20	33	1:46.278	1:47.024 (20)
21	98	C.INTA	26.840	98	C.INTA	15.935	98	C.INTA	32.109	98	C.INTA	33.273	21	98	1:48.157	1:48.200 (21)



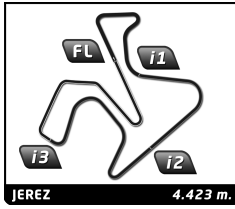
Moto2

Finetwork FIM JuniorGP Jerez

Race

Best Top Speed

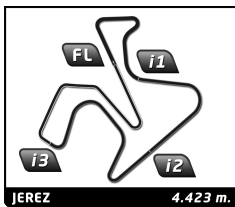
No Rider	Team	Class	Top 1		Top 2		Top 3		Top 4		Top 5		
			Kph	Lap	Kph	Lap	Kph	Lap	Kph	Lap	Kph	Lap	Avg
13	MATTIA RATO	AGR TEAM	255.3	14	254.7	5	254.1	2	252.9	6	250.6	4	253,5
31	ROBERTO GARCÍA	CARDOSO-FANTIC RACING	252.9	2	252.3	3	251.2	1	250.6	8	250.0	9	251,4
18	XAVIER CARDELÚS	PROMORACING	251.7	3	250.0	4	247.1	15	247.1	12	247.1	2	248,6
67	ALBERTO SURRA	TEAM CIATTI-BOSCOSCURO	251.7	1	250.6	12	250.6	8	250.0	7	249.4	9	250,5
10	UNAI ORRADRE	STV LAGLISSE RACING	250.6	14	250.0	2	249.4	3	248.3	4	247.7	9	249,2
49	FRANCESCO MONGIARDI	TEAM CIATTI-BOSCOSCURO	250.6	3	246.0	12	244.3	1	243.8	4	243.2	11	245,6
23	NICCOLÒ ANTONELLI	MMR	250.0	10	250.0	9	248.3	12	248.3	11	248.3	8	249,0
81	SENNA AGIUS	LIQUI MOLY HUSQVARNA INTACT GP JUNIOR TEAM	250.0	12	248.3	11	248.3	9	247.1	10	247.1	3	248,2
29	HARRISON VOIGHT	YAMAHA PHILIPPINES STYLOBIKE RACING TEAM	248.3	1	246.6	3	244.3	2	243.2	4			245,6
55	ALEX TOLEDO	EASYRACE TEAM	248.3	1	243.8	10	243.8	2	243.2	12	242.2	11	244,3
87	GERARD RIU	PROMORACING	248.3	2	247.1	1	246.6	3	246.0	9	245.5	12	246,7
35	SAM WILFORD	AGR TEAM	247.7	3	245.5	5	244.9	12	243.8	6	243.2	11	245,0
27	MAXWELL BERTALAN TOT	MMR	247.1	2	246.6	4	246.0	3	245.5	5	243.2	1	245,7
74	PIOTR BIESIEKIRSKI	FAU55 EUVIC RACING	247.1	4	247.1	2	246.6	3	243.8	10	241.1	9	245,1
77	MATTIA VOLPI	MMR	247.1	2	247.1	1	244.9	11	244.9	3	244.3	6	245,7
72	YERAY RUIZ	FAU55 TEY RACING	246.6	13	244.9	14	244.3	2	243.8	3	243.2	8	244,6
99	CARLOS TATAY	PERTAMINA MANDALIKA SAG TEAM	246.0	9	246.0	8	245.5	12	245.5	11	244.3	14	245,5
8	MARCO TAPIA	YAMAHA PHILIPPINES STYLOBIKE RACING TEAM	244.9	12	243.8	10	243.2	9	243.2	8	242.7	3	243,6
33	FILIP REHACEK	CARDOSO-FANTIC RACING	244.3	1	243.2	10	242.2	9	241.6	8	241.6	7	242,6
38	JUAN RODRÍGUEZ	MMG-PINAMOTO	244.3	1	243.2	3	241.6	4	241.1	7	240.5	6	242,1
98	CHANON INTA	SF RACING	243.8	9	242.7	1	242.2	8	242.2	2	241.6	4	242,5



Moto2
Finetwork FIM JuniorGP Jerez
Race

Fastest Lap Sequence

Elapsed	No Rider	Team	Bike	Class	Time	Kph	Lap
3:31.200	99 CARLOS TATAY	PERTAMINA MANDALIKA SAG TEAM	KALEX		1:42.242	155.7	2

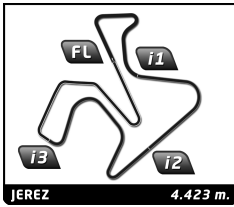


Moto2 Finetwork FIM JuniorGP Jerez Race

Analysis by lap

Lapped ■

No	Lap Time	Gap	No	Lap Time	Gap	No	Lap Time	Gap	No	Lap Time	Gap	No	Lap Time	Gap											
Lap 1																									
99	1:48.958	0.000	67	1:43.167	3.880	33	1:47.865	25.793	23	1:44.152	7.640	13	1:43.026	6.842											
72	1:49.580	0.622	13	1:43.225	4.350	98	1:49.076	32.149	55	1:43.775	10.787	31	1:43.591	8.499											
81	1:49.673	0.715	55	1:43.732	4.807	Lap 6																			
23	1:49.886	0.928	29	1:43.230	5.346	99	1:42.700	8	1:44.093	13.706	10	1:43.584	9.375												
31	1:50.087	1.129	38	1:43.684	6.120	72	1:42.895	2.430	67	1:44.022	9.488	23	1:43.614	9.561											
10	1:50.325	1.367	8	1:44.054	6.328	81	1:42.859	2.698	55	1:44.932	15.410	8	1:44.350	18.037											
74	1:50.464	1.506	35	1:44.150	6.838	31	1:43.641	4.618	49	1:44.331	20.140	87	1:44.764	22.151											
18	1:50.691	1.733	87	1:44.357	7.567	18	1:43.618	4.795	74	1:44.001	28.046	77	1:45.466	30.366											
55	1:50.948	1.990	49	1:44.298	7.704	23	1:43.372	4.869	33	1:47.678	40.981	33	1:48.034	56.163											
67	1:51.137	2.179	77	1:45.005	9.514	13	1:42.912	4.959	Lap 9																
8	1:51.404	2.446	27	1:45.105	9.854	10	1:43.509	5.152	99	1:42.766	72	1:43.013	3.324												
13	1:51.499	2.541	33	1:47.579	15.304	67	1:43.314	5.644	81	1:42.965	3.476	18	1:43.347	6.421											
35	1:51.723	2.765	98	1:48.429	19.354	55	1:43.917	8.637	13	1:43.063	6.519	31	1:43.865	7.253											
38	1:51.945	2.987	Lap 4																						
29	1:52.183	3.225	99	1:42.395	8	1:44.029	10.500	67	1:43.283	7.670	10	1:43.381	7.849												
87	1:52.317	3.359	72	1:42.777	1.919	35	1:43.869	10.689	23	1:43.445	8.319	55	1:44.161	12.182											
49	1:52.818	3.860	81	1:42.689	2.377	49	1:44.282	13.231	35	1:44.131	14.838	8	1:44.206	15.146											
77	1:53.317	4.359	31	1:42.842	2.885	87	1:44.341	13.714	49	1:44.249	17.833	87	1:44.383	18.693											
27	1:53.387	4.429	18	1:42.642	3.171	27	1:44.785	17.382	77	1:45.568	25.578	74	1:43.708	25.880											
33	1:54.338	5.380	23	1:43.370	3.635	77	1:44.798	17.634	33	1:48.226	46.441	98	1:49.555	58.687											
98	1:56.362	7.404	10	1:43.399	3.806	74	1:44.379	22.835	Lap 10																
Lap 2																									
99	1:42.242	72	1:42.934	4.419	33	1:47.880	30.973	99	1:42.987	72	1:43.273	3.610													
72	1:42.848	1.228	13	1:42.620	4.575	98	1:49.278	38.727	81	1:43.218	3.707	81	1:43.218	3.707											
81	1:43.051	1.524	55	1:43.841	6.253	Lap 7																			
23	1:43.190	1.876	29	1:43.693	6.644	99	1:42.955	72	1:42.712	2.187	18	1:43.264	6.698												
31	1:43.175	2.062	38	1:43.546	7.271	81	1:42.656	2.399	13	1:43.357	5.361	13	1:43.331	6.863											
10	1:43.053	2.178	8	1:43.768	7.701	31	1:43.487	5.150	18	1:43.380	5.220	31	1:43.689	7.955											
18	1:42.921	2.412	35	1:43.702	8.145	18	1:43.487	5.150	13	1:43.357	5.361	67	1:43.830	8.513											
74	1:43.375	2.639	49	1:44.507	9.816	13	1:43.357	5.361	23	1:44.033	5.947	10	1:43.976	8.838											
67	1:43.213	3.150	87	1:44.790	9.962	23	1:44.033	5.947	55	1:44.527	12.072	23	1:43.662	8.994											
55	1:43.764	3.512	77	1:45.515	12.634	10	1:43.816	6.013	8	1:44.527	12.072	55	1:44.330	13.525											
13	1:43.263	3.562	27	1:45.272	12.731	67	1:43.502	6.191	35	1:44.057	11.791	35	1:44.663	16.514											
29	1:43.570	4.553	74	1:59.123	19.880	55	1:43.789	9.471	67	1:44.527	12.072	8	1:44.575	16.734											
8	1:44.507	4.711	33	1:47.581	20.490	38	1:43.582	9.736	49	1:44.460	14.736	49	1:44.010	18.856											
38	1:44.128	4.873	98	1:48.676	25.635	35	1:44.057	11.791	87	1:44.728	20.434	87	1:44.728	20.434											
35	1:44.602	5.125	Lap 5																						
87	1:44.530	5.647	99	1:42.562	8	1:44.032	9.171	74	1:44.460	14.736	74	1:44.199	27.092												
49	1:44.225	5.843	72	1:42.878	2.235	49	1:44.790	9.962	87	1:44.322	15.081	77	1:45.356	27.947											
77	1:44.829	6.946	81	1:42.724	2.539	77	1:45.515	12.634	77	1:45.301	19.980	33	1:47.722	51.176											
27	1:44.999	7.186	31	1:43.354	3.677	27	1:45.272	12.731	74	1:43.947	23.827	98	1:49.080	1:04.780											
33	1:47.024	10.162	18	1:43.278	3.877	74	1:59.123	19.880	33	1:47.744	35.762	Lap 11													
98	1:48.200	13.362	23	1:43.124	4.197	98	1:48.676	25.635	98	1:49.618	45.390	99	1:43.047												
Lap 3																									
99	1:42.437	72	1:42.734	4.747	Lap 8																				
72	1:42.746	1.537	67	1:43.173	5.030	99	1:42.459	72	1:43.349	3.077	99	1:43.047													
81	1:42.996	2.083	55	1:43.729	7.420	72	1:43.349	3.077	81	1:43.337	3.277	81	1:43.361	4.021											
31	1:42.813	2.438	38	1:43.663	8.372	81	1:43.337	3.277	18	1:43.079	5.840	72	1:43.530	4.093											
23	1:43.221	2.660	8	1:44.032	9.171	18	1:43.079	5.840	31	1:43.463	6.154	18	1:43.051	6.702											
10	1:43.061	2.802	35	1:43.937	9.520	31	1:43.463	6.154	13	1:43.320	6.222	Lap 12													
18	1:42.939	2.914	49	1:44.395	11.649	13	1:43.320	6.222	67	1:43.421	7.153	99	1:43.348												
74	1:42.950	3.152	87	1:44.673	12.073	67	1:43.421	7.153	10	1:43.680	7.234	72	1:43.404	4.489											
Lap 4																									
99	1:42.562	77	1:45.464	15.536	Lap 9																				
72	1:42.878	2.235	74	1:43.838	21.156	99	1:42.766	81	1:43.361	4.021	99	1:43.348													
81	1:42.724	2.539	Lap 6																						
31	1:43.354	3.677	99	1:42.700	81	1:43.361	4.021	72	1:43.530	4.093	81	1:43.607	4.617												
18	1:43.278	3.877	72	1:42.895	2.430	72	1:43.530	4.093	Lap 13																
23	1:43.124	4.197	81	1:42.859	2.698	81	1:43.607	4.617	Lap 10																
10	1:43.099	4.343	31	1:43.641	4.618	Lap 7																			
13	1:42.734	4.747	23	1:43.372	4.869	99	1:42.955	10	1:43.381	7.849	Lap 11														
67	1:43.173	5.030	13	1:42.912	4.959	99	1:42.955	23	1:43.283	7.670	Lap 8														
55	1:43.729	7.420	10	1:43.509	5.152	72	1:42.712	2.187	55	1:44.161	12.182	Lap 12													
38	1:43.663	8.372	67	1:43.314	5.644	81	1:42.656	2.399	35	1:44.131	14.838	Lap 9													
8	1:44.032	9.171	55	1:43.917	8.637	31	1:43.487	5.150	8	1:44.206	15.146	Lap 10													
35	1:43.937	9.520	38	1:43.437	9.109	18	1:43.380	5.220	49	1:44.249	17.833	Lap 11													
49	1:44.395	11.649	8	1:44.029	10.500	13	1:43.357	5.361	87	1:44.383	18.693	Lap 12													
87	1:44.673	12.073	35	1:43.702	8.145	23	1:44.033	5.947	77	1:45.568	25.578	Lap 13													
27	1:45.128	15.297	49	1:44.507	9.816	10	1:43.816	6.013	74	1:43.708	25.880	Lap 14													
77	1:45.464	15.536	87	1:44.790	9.962	67	1:43.502	6.191	33	1:48.226	46.441	Lap 15													
74	1:43.838	21.156	77	1:45.515	12.634	55	1:43.789	9.471	98	1:49.555	58.687	Lap 16													
Lap 5																									
99	1:42.562	99	1:42.562	99	1:42.562	99	1:42.562	99	1:42.562	99	1:42.562	99	1:42.562	99	1:42.562										



Moto2

Finetwork FIM JuniorGP Jerez Race

Analysis by lap

Lapped ■


No	Lap Time	Gap	No	Lap Time	Gap	No	Lap Time	Gap	No	Lap Time	Gap
13	1:42.998	6.245									
18	1:43.338	6.449									
31	1:43.564	9.460									
23	1:43.436	10.260									
67	1:43.599	10.867									
10	1:43.546	11.008									
55	1:44.306	18.852									
8	1:44.477	22.056									
49	1:44.876	22.714									
35	1:45.238	22.876									
87	1:44.711	26.819									
74	1:44.045	29.925									
77	1:46.381	39.815									
33	1:48.522	1:11.598									

Lap 15

99	1:43.348	
72	1:43.642	4.783
81	1:43.729	4.998
13	1:43.247	6.144
18	1:43.241	6.342
31	1:43.938	10.050
23	1:43.608	10.520
67	1:43.467	10.986
10	1:43.555	11.215
55	1:44.767	20.271
8	1:44.311	23.019
49	1:43.958	23.324
35	1:45.396	24.924
87	1:44.885	28.356
74	1:44.254	30.831
77	1:46.150	42.617
33	1:48.200	1:16.450

Lap 16

99	1:44.300	
72	1:43.740	4.223
81	1:43.685	4.383
13	1:43.407	5.251
18	1:43.388	5.430
31	1:44.273	10.023
67	1:43.744	10.430
10	1:43.820	10.735
55	1:45.077	21.048
49	1:44.360	23.384
8	1:44.816	23.535
35	1:45.563	26.187
87	1:45.306	29.362
74	1:44.715	31.246
77	1:46.027	44.344
33	1:48.415	1:20.565



Moto2


Finetwork FIM JuniorGP Jerez

Race

Sector Analysis

— Invalidated Lap ■ Personal Best ■ Session Best B Crossing the pit lane

Lap	Time	Sector 1	Sector 2	Sector 3	Sector 4	T.Spd	Lap	Time	Sector 1	Sector 2	Sector 3	Sector 4	T.Spd		
99	CARLOS TATAY						ESP	13	MATTIA RATO						ITA
PERTAMINA MANDALIKA SAG TEAM							AGR TEAM								
KALEX							KALEX								
1	1:48.958	31.307	15.712	30.402	31.537	242.7	1	1:51.499	32.887	15.390	31.405	31.817	248.3		
2	1:42.242	25.360	15.223	30.231	31.428	244.3	2	1:43.263	25.696	15.154	30.953	31.460	254.1		
3	1:42.437	25.337	15.264	30.230	31.606	243.8	3	1:43.225	25.940	15.288	30.564	31.433	247.1		
4	1:42.395	25.367	15.259	30.313	31.456	243.8	4	1:42.620	25.376	15.173	30.694	31.377	250.6		
5	1:42.562	25.457	15.326	30.300	31.479	242.7	5	1:42.734	25.571	15.171	30.537	31.455	254.7		
6	1:42.700	25.379	15.376	30.344	31.601	243.8	6	1:42.912	25.416	15.240	30.733	31.523	252.9		
7	1:42.955	25.527	15.374	30.491	31.563	244.3	7	1:43.357	25.912	15.269	30.490	31.686	246.0		
8	1:42.459	25.390	15.236	30.313	31.520	246.0	8	1:43.320	25.711	15.331	30.828	31.450	248.8		
9	1:42.766	25.493	15.299	30.362	31.612	246.0	9	1:43.063	25.602	15.284	30.542	31.635	249.4		
10	1:42.987	25.563	15.372	30.362	31.690	243.8	10	1:43.331	25.641	15.291	30.809	31.590	250.0		
11	1:43.047	25.572	15.305	30.536	31.634	245.5	11	1:43.026	25.527	15.230	30.695	31.574	250.0		
12	1:43.201	25.588	15.266	30.584	31.763	245.5	12	1:43.003	25.630	15.141	30.669	31.563	248.3		
13	1:43.271	25.673	15.350	30.455	31.793	244.3	13	1:43.222	25.540	15.375	30.666	31.641	249.4		
14	1:43.348	25.470	15.328	30.690	31.860	244.3	14	1:42.998	25.488	15.253	30.669	31.588	255.3		
15	1:43.348	25.577	15.329	30.588	31.854	242.7	15	1:43.247	25.584	15.333	30.628	31.702	245.5		
16	1:44.300	25.541	15.408	30.715	32.636	242.7	16	1:43.407	25.538	15.334	30.700	31.835	245.5		
72	YERAY RUIZ						ESP	18	XAVIER CARDELÚS						AND
FAU55 TEY RACING							PROMORACING								
KALEX							KALEX								
1	1:49.580	31.091	15.922	30.998	31.569	230.8	1	1:50.691	32.292	15.444	31.204	31.751	246.6		
2	1:42.848	25.591	15.238	30.370	31.649	244.3	2	1:42.921	25.501	15.184	30.771	31.465	247.1		
3	1:42.746	25.419	15.296	30.432	31.599	243.8	3	1:42.939	25.531	15.048	30.817	31.543	251.7		
4	1:42.777	25.436	15.356	30.422	31.563	242.2	4	1:42.642	25.565	15.179	30.570	31.328	250.0		
5	1:42.878	25.485	15.340	30.442	31.611	241.1	5	1:43.278	25.466	15.210	30.713	31.889	246.6		
6	1:42.895	25.437	15.406	30.444	31.608	241.1	6	1:43.618	25.751	15.264	30.809	31.794	246.6		
7	1:42.712	25.461	15.362	30.422	31.467	241.6	7	1:43.380	25.463	15.392	30.815	31.710	246.0		
8	1:43.349	25.873	15.277	30.543	31.656	243.2	8	1:43.079	25.652	15.327	30.629	31.471	246.0		
9	1:43.013	25.553	15.425	30.416	31.619	242.2	9	1:43.347	25.598	15.390	30.704	31.655	245.5		
10	1:43.273	25.533	15.385	30.678	31.677	242.7	10	1:43.264	25.645	15.361	30.680	31.578	245.5		
11	1:43.530	25.559	15.464	30.669	31.838	241.6	11	1:43.051	25.568	15.264	30.678	31.541	245.5		
12	1:43.545	25.642	15.341	30.870	31.692	238.4	12	1:42.961	25.619	15.227	30.616	31.499	247.1		
13	1:43.267	25.565	15.327	30.687	31.688	246.6	13	1:43.268	25.658	15.363	30.585	31.662	244.9		
14	1:43.404	25.671	15.371	30.678	31.684	244.9	14	1:43.338	25.521	15.317	30.873	31.627	244.9		
15	1:43.642	25.607	15.435	30.744	31.856	240.5	15	1:43.241	25.565	15.232	30.746	31.698	247.1		
16	1:43.740	25.550	15.436	30.637	32.117	241.1	16	1:43.388	25.533	15.280	30.736	31.839	243.8		
81	SENNAGIUS						AUT	31	ROBERTO GARCÍA						ESP
LIQUI MOLY HUSQVARNA INTACT C							CARDOSO-FANTIC RACING								
KALEX							KALEX								
1	1:49.673	31.273	15.880	30.711	31.809	243.8	1	1:50.087	32.251	15.316	30.972	31.548	251.2		
2	1:43.051	25.632	15.307	30.479	31.633	246.6	2	1:43.175	25.624	15.221	30.706	31.624	252.9		
3	1:42.996	25.679	15.270	30.488	31.559	247.1	3	1:42.813	25.564	15.141	30.554	31.554	252.3		
4	1:42.689	25.533	15.314	30.378	31.464	245.5	4	1:42.842	25.437	15.172	30.644	31.589	250.0		
5	1:42.724	25.480	15.286	30.468	31.490	245.5	5	1:43.354	25.516	15.302	30.694	31.842	246.0		
6	1:42.859	25.530	15.339	30.492	31.498	245.5	6	1:43.641	25.740	15.411	30.724	31.766	246.6		
7	1:42.656	25.443	15.317	30.451	31.445	245.5	7	1:43.487	25.569	15.401	30.750	31.767	247.1		
8	1:43.337	25.545	15.332	30.756	31.704	244.9	8	1:43.463	25.812	15.354	30.802	31.495	250.6		
9	1:42.965	25.490	15.401	30.605	31.469	248.3	9	1:43.865	25.985	15.434	30.610	31.836	250.0		
10	1:43.218	25.586	15.333	30.675	31.624	247.1	10	1:43.689	25.811	15.343	30.764	31.771	248.3		
11	1:43.361	25.547	15.439	30.751	31.624	248.3	11	1:43.591	25.676	15.388	30.778	31.749	246.6		
12	1:43.491	25.655	15.448	30.709	31.679	250.0	12	1:43.498	25.679	15.258	30.676	31.885	249.4		
13	1:43.318	25.572	15.391	30.649	31.706	244.9	13	1:43.719	25.679	15.296	30.785	31.959	246.0		
14	1:43.607	25.671	15.477	30.799	31.660	246.0	14	1:43.564	25.603	15.334	30.757	31.870	247.1		
15	1:43.729	25.676	15.358	30.902	31.793	246.0	15	1:43.938	25.597	15.373	30.947	32.021	245.5		
16	1:43.685	25.593	15.360	30.677	32.055	244.9	16	1:44.273	25.648	15.438	31.042	32.145	244.3		



Moto2


Finetwork FIM JuniorGP Jerez

Race

Sector Analysis

— Invalidated Lap ■ Personal Best ■ Session Best B Crossing the pit lane

Lap	Time	Sector 1	Sector 2	Sector 3	Sector 4	T.Sp'd	Lap	Time	Sector 1	Sector 2	Sector 3	Sector 4	T.Sp'd
67 ALBERTO SURRA ITA TEAM CIATTI-BOSCOSCURO BOSCOSCURO													
1	1:51.137	32.968	15.409	31.046	31.714	251.7							
2	1:43.213	25.711	15.292	30.646	31.564	249.4							
3	1:43.167	25.691	15.271	30.678	31.527	247.7							
4	1:42.934	25.648	15.257	30.582	31.447	247.7							
5	1:43.173	25.644	15.211	30.777	31.541	240.0							
6	1:43.314	25.738	15.269	30.781	31.526	248.8							
7	1:43.502	25.775	15.214	30.824	31.689	250.0							
8	1:43.421	25.871	15.160	30.825	31.565	250.6							
9	1:43.283	25.796	15.259	30.636	31.592	249.4							
10	1:43.830	26.027	15.303	30.823	31.677	248.8							
11	1:44.022	25.897	15.252	30.912	31.961	248.3							
12	1:43.702	26.022	15.143	30.832	31.705	250.6							
13	1:43.898	25.942	15.282	30.921	31.753	248.3							
14	1:43.599	25.794	15.303	30.764	31.738	246.6							
15	1:43.467	25.719	15.241	30.721	31.786	247.1							
16	1:43.744	25.751	15.276	30.910	31.807	246.0							
49 FRANCESCO MONGIARDO ITA TEAM CIATTI-BOSCOSCURO BOSCOSCURO													
1	1:52.818	33.310	15.734	31.728	32.046	244.3							
2	1:44.225	25.859	15.300	31.005	32.061	241.6							
3	1:44.298	25.899	15.316	31.145	31.938	250.6							
4	1:44.507	25.840	15.416	31.171	32.080	243.8							
5	1:44.395	25.907	15.513	31.032	31.943	241.6							
6	1:44.282	25.770	15.482	30.974	32.056	240.0							
7	1:44.460	25.855	15.398	31.030	32.177	242.7							
8	1:44.073	25.966	15.404	30.765	31.938	242.7							
9	1:44.249	25.871	15.541	30.841	31.996	240.5							
10	1:44.010	25.817	15.403	30.774	32.016	239.5							
11	1:44.331	25.906	15.405	31.141	31.879	243.2							
12	1:43.684	25.823	15.272	30.723	31.866	246.0							
13	1:43.834	25.609	15.287	30.703	32.235	239.5							
14	1:44.876	26.113	15.475	31.091	32.197	240.5							
15	1:43.958	25.705	15.450	30.752	32.051	238.4							
16	1:44.360	25.573	15.455	31.252	32.080	236.8							
10 UNAI ORRADRE ESP STV LAGLISSE RACING KALEX													
1	1:50.325	32.140	15.342	31.201	31.642	244.9							
2	1:43.053	25.520	15.177	30.708	31.648	250.0							
3	1:43.061	25.619	15.077	30.761	31.604	249.4							
4	1:43.399	25.532	15.180	31.283	31.404	248.3							
5	1:43.099	25.560	15.177	30.617	31.745	244.3							
6	1:43.509	25.686	15.282	30.912	31.629	246.0							
7	1:43.816	25.811	15.334	30.933	31.738	244.3							
8	1:43.680	25.808	15.267	30.837	31.768	244.3							
9	1:43.381	25.821	15.303	30.703	31.554	247.7							
10	1:43.976	25.907	15.403	30.961	31.705	244.3							
11	1:43.584	25.685	15.251	30.937	31.711	245.5							
12	1:43.822	25.697	15.225	30.659	32.241	245.5							
13	1:44.085	26.050	15.338	30.982	31.715	246.6							
14	1:43.546	25.714	15.263	30.884	31.685	250.6							
15	1:43.555	25.724	15.298	30.740	31.793	247.1							
16	1:43.820	25.711	15.342	30.849	31.918	243.8							
8 MARCO TAPIA ESP YAMAHA PHILIPPINES STYLOBIKE KALEX													
1	1:51.404	32.060	15.676	31.560	32.108	240.0							
2	1:44.507	26.053	15.418	30.863	32.173	242.2							
3	1:44.054	25.760	15.498	30.919	31.877	242.7							
4	1:43.768	25.744	15.445	30.799	31.780	242.2							
5	1:44.032	25.728	15.537	30.766	32.001	241.1							
6	1:44.029	25.716	15.598	30.891	31.824	241.1							
7	1:44.527	25.801	15.582	31.214	31.930	240.5							
8	1:44.093	25.833	15.529	30.912	31.819	243.2							
9	1:44.206	25.789	15.549	30.899	31.969	243.2							
10	1:44.575	25.986	15.521	30.931	32.137	243.8							
11	1:44.350	25.980	15.546	30.883	31.941	242.2							
12	1:44.754	25.935	15.495	31.074	32.250	244.9							
13	1:44.608	25.877	15.504	31.123	32.104	242.2							
14	1:44.477	26.004	15.523	30.934	32.016	241.1							
15	1:44.311	25.802	15.542	31.013	31.954	237.9							
16	1:44.816	25.722	15.586	31.205	32.303	239.5							
55 ALEX TOLEDO ESP EASYPACE TEAM BOSCOSCURO													
1	1:50.948	32.599	15.257	31.209	31.883	248.3							
2	1:43.764	25.834	15.489	30.860	31.581	243.8							
3	1:43.732	25.925	15.362	30.835	31.610	240.0							
4	1:43.841	25.776	15.382	30.816	31.867	241.1							
5	1:43.729	25.832	15.432	30.715	31.750	239.5							
6	1:43.917	25.798	15.492	30.868	31.759	241.1							
7	1:43.789	25.731	15.440	30.912	31.706	241.1							
8	1:43.775	25.755	15.441	30.872	31.707	241.6							
9	1:44.161	25.796	15.478	30.982	31.905	242.2							
10	1:44.330	25.929	15.431	31.021	31.949	243.8							
11	1:44.932	26.050	15.446	31.429	32.007	242.2							
12	1:44.418	25.943	15.478	31.089	31.908	243.2							
13	1:44.538	25.942	15.488	31.103	32.005	240.5							
14	1:44.306	25.932	15.521	30.916	31.937	241.1							
15	1:44.767	25.971	15.560	31.149	32.087	238.4							
16	1:45.077	25.975	15.628	31.235	32.239	238.9							
35 SAM WILFORD GBR AGR TEAM KALEX													
1	1:51.723	33.067	15.469	31.298	31.889	242.2							
2	1:44.602	25.907	15.608	31.152	31.935	241.1							
3	1:44.150	25.941	15.252	31.088	31.869	247.7							
4	1:43.702	25.795	15.307	30.959	31.641	243.2							
5	1:43.937	25.731	15.294	31.065	31.847	245.5							
6	1:43.869	25.669	15.390	31.017	31.793	243.8							
7	1:44.057	25.849	15.417	30.846	31.945	241.1							
8	1:44.141	25.891	15.394	30.938	31.918	241.1							
9	1:44.131	25.821	15.430	30.866	32.014	241.1							
10	1:44.663	26.030	15.452	30.975	32.206	242.7							
11	1:44.325	25.891	15.431	30.962	32.041	243.2							
12	1:44.750	25.968	15.414	31.159	32.209	244.9							
13	1:44.916	26.007	15.441	31.072	32.396	238.4							
14	1:45.238	26.121	15.442	31.179	32.496	242.7							
15	1:45.396	26.214	15.524	31.322	32.336	235.3							
16	1:45.563	26.250	15.660	31.303	32.350	240.0							



Moto2

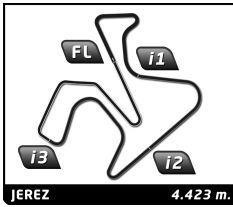
Finetwork FIM JuniorGP Jerez

Race

Sector Analysis

— Invalidated Lap ■ Personal Best ■ Session Best B Crossing the pit lane

Lap	Time	Sector 1	Sector 2	Sector 3	Sector 4	T.Sp	Lap	Time	Sector 1	Sector 2	Sector 3	Sector 4	T.Sp
87 GERARD RIU ESP PROMORACING KALEX													
1	1:52.317	33.230	15.513	31.464	32.110	247.1							
2	1:44.530	26.018	15.392	31.104	32.016	248.3							
3	1:44.357	25.892	15.426	31.031	32.008	246.6							
4	1:44.790	25.878	15.535	31.036	32.341	243.2							
5	1:44.673	25.920	15.571	31.059	32.123	240.5							
6	1:44.341	25.854	15.478	31.063	31.946	244.3							
7	1:44.322	25.842	15.499	30.981	32.000	243.8							
8	1:44.454	25.955	15.493	31.039	31.967	244.3							
9	1:44.383	25.890	15.476	30.965	32.052	246.0							
10	1:44.728	26.034	15.498	31.027	32.169	244.3							
11	1:44.764	26.029	15.499	30.924	32.312	244.3							
12	1:45.051	26.167	15.486	31.061	32.337	245.5							
13	1:44.726	26.050	15.488	31.011	32.177	244.3							
14	1:44.711	25.948	15.494	31.079	32.190	243.8							
15	1:44.885	25.957	15.552	31.090	32.286	241.6							
16	1:45.306	26.046	15.588	31.180	32.492	243.2							
							33 FILIP REHACEK CZE CARDOSO-FANTIC RACING KALEX						
1	1:54.338	34.605	15.870	31.692	32.171	244.3							
2	1:47.024	26.569	15.846	32.052	32.557	237.9							
3	1:47.579	26.747	15.915	32.129	32.788	240.5							
4	1:47.581	26.666	15.999	32.207	32.709	241.1							
5	1:47.865	26.730	16.118	32.191	32.826	239.5							
6	1:47.880	26.889	16.166	32.137	32.688	240.5							
7	1:47.744	26.838	16.020	32.086	32.800	241.6							
8	1:47.678	26.962	16.045	31.956	32.715	241.6							
9	1:48.226	27.000	15.923	32.173	33.130	242.2							
10	1:47.722	26.808	16.007	31.997	32.910	243.2							
11	1:48.034	26.772	16.074	32.336	32.852	240.0							
12	1:48.444	26.916	16.146	32.272	33.110	238.4							
13	1:48.289	26.901	15.993	32.246	33.149	240.5							
14	1:48.522	27.044	16.132	32.335	33.011	239.5							
15	1:48.200	26.890	16.085	32.291	32.934	239.5							
16	1:48.415	26.817	16.151	32.296	33.151	238.9							
							74 PIOTR BIESIEKIRSKI POL FAU55 EUVIC RACING KALEX						
1	1:50.464	31.832	15.605	31.283	31.744	238.9							
2	1:43.375	25.531	15.337	30.994	31.513	247.1							
3	1:42.950	25.445	15.215	30.607	31.683	246.6							
4	1:59.123	25.636	15.292	46.095	32.100	247.1							
5	1:43.838	25.619	15.610	30.793	31.816	236.8							
6	1:44.379	25.664	15.980	30.812	31.923	234.3							
7	1:43.947	25.717	15.648	30.766	31.816	237.4							
8	1:43.570	25.710	15.566	30.658	31.636	238.9							
9	1:43.708	25.630	15.456	30.874	31.748	241.1							
10	1:44.199	25.961	15.626	30.775	31.837	243.8							
11	1:44.001	25.837	15.471	30.751	31.942	240.0							
12	1:43.760	25.775	15.482	30.743	31.760	238.9							
13	1:43.894	25.714	15.473	30.781	31.926	237.9							
14	1:44.045	25.771	15.498	30.810	31.966	238.9							
15	1:44.254	25.898	15.511	30.907	31.938	236.8							
16	1:44.715	25.630	15.574	31.316	32.195	236.8							
							23 NICCOLÒ ANTONELLI ITA MMR KALEX						
1	1:49.886	31.553	15.689	31.090	31.554	246.6							
2	1:43.190	25.730	15.234	30.640	31.586	248.3							
3	1:43.221	25.612	15.228	30.805	31.576	248.3							
4	1:43.370	25.609	15.206	31.134	31.421	247.1							
5	1:43.124	25.507	15.268	30.592	31.757	244.9							
6	1:43.372	25.719	15.302	30.718	31.633	247.1							
7	1:44.033	25.924	15.313	30.991	31.805	244.9							
8	1:44.152	26.421	15.260	30.822	31.649	248.3							
9	1:43.445	25.719	15.240	30.899	31.587	250.0							
10	1:43.662	25.796	15.202	30.977	31.687	250.0							
11	1:43.614	25.763	15.190	30.892	31.769	248.3							
12	1:43.555	25.752	15.124	30.710	31.969	248.3							
13	1:43.528	25.814	15.263	30.702	31.749	245.5							
14	1:43.436	25.732	15.285	30.771	31.648	247.1							
15	1:43.608	25.732	15.320	30.808	31.748	244.9							
							98 CHANON INTA THA SF RACING KALEX						
1	1:56.362	34.782	16.105	32.202	33.273	242.7							
2	1:48.200	26.840	15.964	32.109	33.287	242.2							
3	1:48.429	26.914	16.055	32.109	33.351	237.4							
4	1:48.676	27.035	15.935	32.418	33.288	241.6							
5	1:49.076	27.045	16.065	32.450	33.516	238.4							
6	1:49.278	27.175	16.089	32.625	33.389	240.0							
7	1:49.618	27.375	16.227	32.635	33.381	239.5							
8	1:48.967	27.043	16.052	32.501	33.371	242.2							
9	1:49.555	27.040	16.225	32.406	33.884	243.8							
10	1:49.080	27.111	16.089	32.410	33.470	241.1							
							38 JUAN RODRÍGUEZ ESP MMG-PINAMOTO KALEX						
1	1:51.945	33.381	15.473	31.192	31.899	244.3							
2	1:44.128	25.820	15.532	30.947	31.829	237.9							
3	1:43.684	25.760	15.463	30.722	31.739	243.2							
4	1:43.546	25.618	15.351	30.645	31.932	241.6							



Moto2

Finetwork FIM JuniorGP Jerez Race

Sector Analysis

— Invalidated Lap ■ Personal Best ■ Session Best B Crossing the pit lane

Lap	Time	Sector 1	Sector 2	Sector 3	Sector 4	T.Sp	Lap	Time	Sector 1	Sector 2	Sector 3	Sector 4	T.Sp
5	1:43.663	25.633	15.395	30.720	31.915	240.0							
6	1:43.437	25.615	15.403	30.631	31.788	240.5							
7	1:43.582	25.662	15.446	30.666	31.808	241.1							

27		MAXWELL BERTALAN TOTH					USA
MMR							KALEX
1	1:53.387	33.746	15.829	31.500	32.312	243.2	
2	1:44.999	26.170	15.500	31.135	32.194	247.1	
3	1:45.105	26.078	15.564	31.184	32.279	246.0	
4	1:45.272	26.033	15.550	31.509	32.180	246.6	
5	1:45.128	26.219	15.522	31.331	32.056	245.5	
6	1:44.785	25.940	15.625	31.222	31.998	240.5	
7	2:31.326	1:05.551	18.372	33.700	33.703	230.8	

29		HARRISON VOIGHT					AUT
YAMAHA PHILIPPINES STYLOBIKE							KALEX
1	1:52.183	33.540	15.570	31.197	31.876	248.3	
2	1:43.570	25.726	15.337	30.626	31.881	244.3	
3	1:43.230	25.583	15.193	30.596	31.858	246.6	
4	1:43.693	25.781	15.401	30.696	31.815	243.2	