

JuniorGP

Finetwork FIM JuniorGP Jerez

Race 2 (15 Laps, 66,3 km.)

Classification

No	Rider	Nat	Team	Bike	Tires	Cl.	Laps	Total Time	Gap	Kph	Best Lap		
											Lap	Time	Kph
1	22 DAVID ALMANSA	ESP	FINETWORK MIR RACING TEAM	KTM			15	27:14.374	-	146.1	4	1:48.125	147.3
2	83 ALVARO CARPE	ESP	STV LAGLISSE RACING	HUSQVARNA			15	27:14.532	+0.158	146.1	6	1:47.900	147.6
3	18 ÁNGEL PIQUERAS	ESP	TEAM ESTRELLA GALICIA 0.0	HONDA			15	27:14.706	+0.332	146.1	6	1:47.733	147.8
4	14 CORMAC BUCHANAN	NZL	AGR TEAM	KTM			15	27:14.772	+0.398	146.1	9	1:48.043	147.4
5	12 JACOB ROULSTONE	AUS	ASPAR JUNIOR TEAM	GASGAS			15	27:14.874	+0.500	146.1	7	1:48.009	147.4
6	85 XABIER ZURUTUZA	ESP	MTA JUNIOR TEAM	KTM			15	27:14.929	+0.555	146.1	13	1:48.289	147.0
7	8 EDDIE O'SHEA	GBE	BRITISH TALENT TEAM	HONDA			15	27:15.271	+0.897	146.1	6	1:47.875	147.6
8	11 ADRIÁN CRUCES	ESP	FINETWORK MIR RACING TEAM	KTM			15	27:15.275	+0.901	146.1	6	1:47.904	147.6
9	93 FADILLAH ARBI ADITAMA	IDN	ASTRA HONDA RACING TEAM	HONDA			15	27:15.363	+0.989	146.0	7	1:47.923	147.5
10	7 JOEL ESTEBAN	ESP	ASPAR JUNIOR TEAM	GASGAS			15	27:16.357	+1.983	146.0	7	1:47.855	147.6
11	19 ALESSANDRO MOROSI	ITA	EAGLE-1	KTM			15	27:17.054	+2.680	145.9	11	1:48.083	147.3
12	78 JAKOB ROSENTHALER	AUT	LIQUI MOLY HUSQVARNA INTACT GP II JUNIOR TEAM	HUSQVARNA			15	27:17.079	+2.705	145.9	11	1:48.222	147.1
13	69 MARCOS RUDA	ESP	FINETWORK MIR RACING TEAM	KTM			15	27:17.190	+2.816	145.9	12	1:48.096	147.3
14	23 ELIA BARTOLINI	ITA	TEAM ESTRELLA GALICIA 0.0	HONDA			15	27:17.216	+2.842	145.9	5	1:48.227	147.1
15	57 DANIAL SHAHRIL	MYS	ASIA TALENT TEAM	HONDA			15	27:17.357	+2.983	145.9	11	1:48.159	147.2
16	55 NOAH DETTWILER	CHE	CUNA DE CAMPEONES	KTM			15	27:20.589	+6.215	145.6	3	1:48.298	147.0
17	5 TATCHAKORN BUASRI	THA	HONDA RACING THAILAND	HONDA			15	27:20.727	+6.353	145.6	3	1:48.262	147.1
18	89 MARCOS URIARTE	ESP	STV LAGLISSE RACING	HUSQVARNA			15	27:20.957	+6.583	145.6	5	1:48.345	147.0
19	50 LEO RAMMERSTORFER	AUT	LIQUI MOLY HUSQVARNA INTACT GP II JUNIOR TEAM	HUSQVARNA			15	27:26.215	+11.841	145.1	7	1:48.307	147.0
20	91 KOTARO UCHIUMI	JPN	MTA JUNIOR TEAM	KTM			15	27:26.410	+12.036	145.1	7	1:48.498	146.8
21	58 LUCA LUNETTA	ITA	AC RACING TEAM	KTM			15	27:33.871	+19.497	144.4	6	1:48.008	147.4
22	48 GABIN PLANQUES	FRA	FIRST BIKE ACADEMY	KTM			15	27:35.370	+20.996	144.3	3	1:48.940	146.2
23	28 GEOFFREY EMMANUEL	IND	CUNA DE CAMPEONES	KTM			15	28:07.183	+52.809	141.6	2	1:51.191	143.2
24	94 FACUNDO LLAMBIAS	URY	TEAM ESTRELLA GALICIA 0.0	HONDA			15	28:25.975	+1:11.601	140.0	4	1:48.556	146.7
Retired													
71	TORIN COLLINS	CAN	AGR TEAM	KTM			8	14:48.452			3	1:49.242	145.8
37	ALESSIO MATTEI	ITA	MTA JUNIOR TEAM	KTM			8	14:48.642			3	1:49.232	145.8
74	ALEX GOURDON	FRA	TEAM ESTRELLA GALICIA 0.0	HONDA			4	7:27.608			2	1:49.387	145.6
34	CESARE TIEZZI	ITA	AC RACING TEAM	KTM			4	7:28.642			4	1:49.905	144.9

Pole Position:


Fastest Lap:

Lap6	ÁNGEL PIQUERAS	1:47.733	147.8 Kph
------	----------------	----------	-----------

Published at:

Track Status: **DRY**


Clerk of the Course: Miguel Ángel Rodríguez	Timekeeper: José Antonio Ortega
---	---



JuniorGP
Finetwork FIM JuniorGP Jerez
Race 2

Lap Chart

No	Pos	Grid	Lap														
			1	2	3	4	5	6	7	8	9	10	11	12	13	14	15
18	1	18	85	18	18	22	22	22	83	83	22	22	83	83	83	83	22
85	2	85	18	23	83	85	83	83	22	22	83	83	11	11	18	85	83
14	3	14	23	83	85	18	85	18	18	8	18	11	22	18	85	14	18
22	4	22	83	85	22	83	18	8	8	18	8	18	14	22	22	22	14
23	5	23	14	22	23	14	23	11	58	85	11	14	85	85	11	11	12
8	6	8	12	14	8	23	8	85	11	23	14	8	18	14	14	18	85
94	7	94	22	8	14	8	11	58	85	11	85	85	8	8	8	12	8
83	8	83	94	12	58	12	58	23	23	14	23	23	23	58	12	8	11
12	9	12	8	58	12	11	14	14	12	58	12	12	12	23	93	93	93
57	10	57	7	11	11	58	12	12	14	12	58	58	58	93	23	69	7
19	11	19	19	94	5	93	93	93	93	7	7	7	7	12	69	7	19
11	12	11	58	7	7	7	7	7	7	93	93	93	93	69	19	19	78
58	13	58	11	5	93	5	5	57	69	69	69	69	69	78	7	23	69
78	14	78	5	93	94	94	57	5	57	57	78	78	78	19	78	78	23
7	15	7	57	57	57	57	69	69	78	78	57	57	57	57	57	57	57
69	16	69	93	19	19	19	19	78	5	5	19	19	19	7	55	55	55
5	17	5	78	78	78	69	78	19	19	19	5	5	55	55	5	5	5
93	18	93	69	69	69	78	55	55	55	55	55	55	5	5	89	89	89
89	19	89	55	89	55	55	89	89	89	89	89	89	89	89	50	50	50
50	20	50	89	55	89	89	50	50	50	50	50	50	50	91	91	91	91
55	21	55	50	50	50	50	91	91	91	91	91	91	91	50	58	58	58
48	22	48	91	91	91	91	48	48	48	48	48	48	48	48	48	48	48
71	23	71	71	71	71	71	37	37	71	71	28	28	28	28	28	28	28
37	24	37	74	74	74	37	71	71	37	37	94	94	94	94	94	94	94
34	25	34	34	37	37	74	28	28	28	28							
74	26	74	37	34	48	48	94	94	94	94							
91	27	91	48	48	34	34											
28	28	28	28	28	28	28											




JuniorGP

Finetwork FIM JuniorGP Jerez

Race 2

Best Sector Times

Sector 1			Sector 2			Sector 3			Sector 4			Ideal Lap		Best Lap		
Pos	No	Rider	Time	No	Rider	Time	No	Rider	Time	No	Rider	Time	Pos	No	Lap	Best Lap
1	14	C.BUCHANAN	26.356	93	F.ARBI ADITAMA	16.223	18	Á.PIQUERAS	31.414	93	F.ARBI ADITAMA	33.260	1	8	1:47.393	1:47.875 (3)
2	8	E.O'SHEA	26.366	14	C.BUCHANAN	16.245	8	E.O'SHEA	31.424	18	Á.PIQUERAS	33.290	2	18	1:47.487	1:47.733 (1)
3	23	E.BARTOLINI	26.395	22	D.ALMANSA	16.248	83	A.CARPE	31.432	83	A.CARPE	33.291	3	7	1:47.504	1:47.855 (2)
4	7	J.ESTEBAN	26.402	69	M.RUDA	16.266	7	J.ESTEBAN	31.438	12	J.ROULSTONE	33.323	4	83	1:47.530	1:47.900 (4)
5	11	A.CRUCES	26.405	7	J.ESTEBAN	16.275	11	A.CRUCES	31.541	8	E.O'SHEA	33.327	5	14	1:47.533	1:48.043 (9)
6	83	A.CARPE	26.422	8	E.O'SHEA	16.276	58	L.LUNETTA	31.549	22	D.ALMANSA	33.339	6	93	1:47.610	1:47.923 (6)
7	93	F.ARBI ADITAMA	26.424	58	L.LUNETTA	16.276	85	X.ZURUTUZA	31.563	85	X.ZURUTUZA	33.341	7	22	1:47.612	1:48.125 (12)
8	18	Á.PIQUERAS	26.438	89	M.URIARTE	16.300	22	D.ALMANSA	31.578	23	E.BARTOLINI	33.342	8	11	1:47.665	1:47.904 (5)
9	22	D.ALMANSA	26.447	12	J.ROULSTONE	16.310	14	C.BUCHANAN	31.585	14	C.BUCHANAN	33.347	9	85	1:47.723	1:48.289 (17)
10	69	M.RUDA	26.453	55	N.DETTWILER	16.320	12	J.ROULSTONE	31.596	5	T.BUASRI	33.357	10	12	1:47.730	1:48.009 (8)
11	57	D.SHAHRIL	26.473	85	X.ZURUTUZA	16.334	19	A.MOROSI	31.600	11	A.CRUCES	33.372	11	58	1:47.748	1:48.008 (7)
12	85	X.ZURUTUZA	26.485	18	Á.PIQUERAS	16.345	55	N.DETTWILER	31.616	91	K.UCHIUMI	33.372	12	69	1:47.776	1:48.096 (11)
13	78	J.ROSENTHALER	26.491	11	A.CRUCES	16.347	69	M.RUDA	31.616	55	N.DETTWILER	33.387	13	23	1:47.784	1:48.227 (15)
14	12	J.ROULSTONE	26.501	23	E.BARTOLINI	16.355	89	M.URIARTE	31.621	7	J.ESTEBAN	33.389	14	55	1:47.895	1:48.298 (18)
15	58	L.LUNETTA	26.503	50	L.RAMMERSTORFER	16.363	5	T.BUASRI	31.625	94	F.LLAMBIAS	33.411	15	89	1:47.939	1:48.345 (20)
16	19	A.MOROSI	26.530	57	D.SHAHRIL	16.378	50	L.RAMMERSTORFER	31.647	57	D.SHAHRIL	33.415	16	19	1:47.968	1:48.083 (10)
17	94	F.LLAMBIAS	26.565	94	F.LLAMBIAS	16.382	23	E.BARTOLINI	31.692	50	L.RAMMERSTORFER	33.415	17	57	1:47.992	1:48.159 (13)
18	89	M.URIARTE	26.568	83	A.CARPE	16.385	78	J.ROSENTHALER	31.696	58	L.LUNETTA	33.420	18	5	1:48.017	1:48.262 (16)
19	55	N.DETTWILER	26.572	78	J.ROSENTHALER	16.401	93	F.ARBI ADITAMA	31.703	19	A.MOROSI	33.423	19	78	1:48.019	1:48.222 (14)
20	50	L.RAMMERSTORFER	26.615	5	T.BUASRI	16.402	91	K.UCHIUMI	31.715	78	J.ROSENTHALER	33.431	20	50	1:48.040	1:48.307 (19)
21	5	T.BUASRI	26.633	19	A.MOROSI	16.415	57	D.SHAHRIL	31.726	69	M.RUDA	33.441	21	94	1:48.119	1:48.556 (22)
22	91	K.UCHIUMI	26.653	91	K.UCHIUMI	16.460	48	G.PLANQUES	31.748	89	M.URIARTE	33.450	22	91	1:48.200	1:48.498 (21)
23	74	A.GOURDON	26.717	48	G.PLANQUES	16.594	94	F.LLAMBIAS	31.761	48	G.PLANQUES	33.630	23	48	1:48.709	1:48.940 (23)
24	48	G.PLANQUES	26.737	37	A.MATTEI	16.662	71	T.COLLINS	31.871	37	A.MATTEI	33.678	24	37	1:49.139	1:49.232 (24)
25	71	T.COLLINS	26.788	34	C.TIEZZI	16.663	37	A.MATTEI	31.987	71	T.COLLINS	33.856	25	71	1:49.198	1:49.242 (25)
26	37	A.MATTEI	26.812	71	T.COLLINS	16.683	74	A.GOURDON	32.027	74	A.GOURDON	33.866	26	74	1:49.300	1:49.387 (26)
27	34	C.TIEZZI	26.896	74	A.GOURDON	16.690	34	C.TIEZZI	32.077	34	C.TIEZZI	33.954	27	34	1:49.590	1:49.905 (27)
28	28	G.EMMANUEL	27.170	28	G.EMMANUEL	16.717	28	G.EMMANUEL	32.591	28	G.EMMANUEL	34.194	28	28	1:50.672	1:51.191 (28)




JuniorGP

Finetwork FIM JuniorGP Jerez

Race 2

Best Top Speed

No Rider	Team	Class	Top 1		Top 2		Top 3		Top 4		Top 5		
			Kph	Lap	Kph	Lap	Kph	Lap	Kph	Lap	Kph	Lap	Avg
7	JOEL ESTEBAN	ASPAR JUNIOR TEAM	216.4	3	215.6	11	214.7	6	214.3	5	212.6	14	214,7
14	CORMAC BUCHANAN	AGR TEAM	216.0	3	213.4	2	212.2	11	212.2	1	211.4	6	213,0
57	DANIAL SHAHRIL	ASIA TALENT TEAM	215.1	5	214.3	14	213.9	13	213.0	6	212.6	2	213,8
69	MARCOS RUDA	FINETWORK MIR RACING TEAM	215.1	5	213.4	7	213.4	4	213.4	1	213.0	2	213,7
55	NOAH DETTWILER	CUNA DE CAMPEONES	214.3	3	213.0	5	213.0	2	212.6	1	210.9	4	212,8
78	JAKOB ROSENTHALER	LIQUI MOLY HUSQVARNA INTACT GP JUNIOR TEAM	214.3	2	213.4	14	213.4	7	213.0	15	212.2	6	213,3
83	ALVARO CARPE	STV LAGLISSE RACING	214.3	1	212.6	2	208.9	7	208.5	3	207.7	10	210,4
12	JACOB ROULSTONE	ASPAR JUNIOR TEAM	213.9	13	213.4	11	212.6	15	212.2	12	212.2	2	212,9
18	ÁNGEL PIQUERAS	TEAM ESTRELLA GALICIA 0,0	213.9	5	213.0	6	212.6	15	210.1	7	208.9	13	211,7
22	DAVID ALMANSA	FINETWORK MIR RACING TEAM	213.9	3	212.2	2	211.4	14	211.4	13	209.7	1	211,7
23	ELIA BARTOLINI	TEAM ESTRELLA GALICIA 0,0	213.9	7	213.0	5	212.6	11	211.8	12	211.4	6	212,5
58	LUCA LUNETTA	AC RACING TEAM	213.9	3	213.4	7	211.4	5	210.9	6	210.5	1	212,0
85	XABIER ZURUTUZA	MTA JUNIOR TEAM	213.9	3	213.4	12	213.0	11	211.8	13	210.5	4	212,5
8	EDDIE O'SHEA	BRITISH TALENT TEAM	213.4	3	213.0	6	213.0	5	210.5	15	210.5	12	212,1
11	ADRIÁN CRUCES	FINETWORK MIR RACING TEAM	213.0	15	212.2	5	211.8	3	211.4	7	211.4	6	212,0
50	LEO RAMMERSTORFER	LIQUI MOLY HUSQVARNA INTACT GP JUNIOR TEAM	213.0	2	213.0	1	210.5	5	208.1	7	207.7	3	210,5
93	FADILLAH ARBI ADITAMA	ASTRA HONDA RACING TEAM	212.6	11	212.6	5	212.2	3	211.4	12	210.9	2	211,9
91	KOTARO UCHIUMI	MTA JUNIOR TEAM	212.2	2	212.2	1	210.1	3	209.7	6	208.9	7	210,6
94	FACUNDO LLAMBIAS	TEAM ESTRELLA GALICIA 0,0	212.2	5	209.3	3	208.9	2	207.7	4	207.7	1	209,2
19	ALESSANDRO MOROSI	EAGLE-1	211.8	3	210.5	14	210.5	13	210.1	9	210.1	5	210,6
48	GABIN PLANQUES	FIRST BIKE ACADEMY	211.8	1	210.5	3	209.3	2	207.3	5	207.3	4	209,2
37	ALESSIO MATTEI	MTA JUNIOR TEAM	211.4	1	208.9	2	205.3	3	203.4	4	203.0	6	206,4
5	TATCHAKORN BUASRI	HONDA RACING THAILAND	210.9	3	210.9	2	209.3	7	209.3	6	208.9	13	209,9
28	GEOFFREY EMMANUEL	CUNA DE CAMPEONES	210.9	1	206.9	2	205.3	3	203.8	6	203.0	5	206,0
89	MARCOS URIARTE	STV LAGLISSE RACING	210.1	3	210.1	1	209.7	2	206.5	13	206.5	7	208,6
74	ALEX GOURDON	TEAM ESTRELLA GALICIA 0,0	209.3	1	208.1	2	207.7	3	201.9	4			206,8
71	TORIN COLLINS	AGR TEAM	208.5	1	205.7	5	205.7	6	205.3	2	205.3	3	206,1
34	CESARE TIEZZI	AC RACING TEAM	207.7	1	207.3	2	206.1	3	203.4	4			206,1



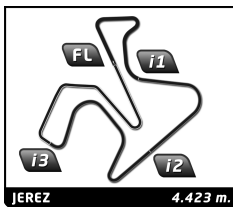
JuniorGP

Finetwork FIM JuniorGP Jerez

Race 2

Fastest Lap Sequence

Elapsed	No Rider	Team	Bike	Class	Time	Kph	Lap
3:43.516	18 ÁNGEL PIQUERAS	TEAM ESTRELLA GALICIA 0,0	HONDA		1:48.496	146.8	2
3:43.697	83 ALVARO CARPE	STV LAGLISSE RACING	HUSQVARNA		1:48.445	146.8	2
3:44.064	22 DAVID ALMANSA	FINETWORK MIR RACING TEAM	KTM		1:48.387	146.9	2
5:31.862	18 ÁNGEL PIQUERAS	TEAM ESTRELLA GALICIA 0,0	HONDA		1:48.346	147.0	3
5:32.292	22 DAVID ALMANSA	FINETWORK MIR RACING TEAM	KTM		1:48.228	147.1	3
5:32.526	8 EDDIE O'SHEA	BRITISH TALENT TEAM	HONDA		1:48.069	147.3	3
10:57.194	83 ALVARO CARPE	STV LAGLISSE RACING	HUSQVARNA		1:47.900	147.6	6
10:57.319	18 ÁNGEL PIQUERAS	TEAM ESTRELLA GALICIA 0,0	HONDA		1:47.733	147.8	6



JuniorGP

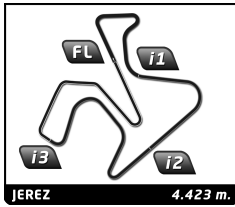
Finetwork FIM JuniorGP Jerez

Race 2

Analysis by lap

Lapped ■

No	Lap Time	Gap	No	Lap Time	Gap	No	Lap Time	Gap	No	Lap Time	Gap	No	Lap Time	Gap
Lap 1			34	1:50.174	5.294	91	1:48.558	3.534	50	1:48.806	5.040	50	1:49.284	5.527
85	1:54.853	0.000	48	1:50.032	5.347	71	1:50.360	6.716	91	1:48.839	5.149	91	1:49.070	5.613
18	1:55.020	0.167	28	1:51.191	7.144	37	1:49.670	6.890	48	1:49.439	9.779	48	1:49.638	11.708
23	1:55.111	0.258	Lap 3			74	1:50.033	7.191	37	1:49.993	10.977	71	1:50.446	14.499
83	1:55.252	0.399	18	1:48.346		48	1:49.829	7.215	71	1:49.919	11.168	37	1:50.568	14.689
14	1:55.349	0.496	83	1:48.349	0.184	34	1:49.905	8.225	28	1:51.375	20.064	28	1:52.473	27.113
12	1:55.531	0.678	85	1:48.348	0.332	28	1:51.416	12.869	94	1:51.654	44.958	94	1:50.797	49.285
22	1:55.677	0.824	22	1:48.228	0.430	Lap 5			Lap 7			Lap 9		
94	1:55.781	0.928	23	1:48.751	0.517	22	1:48.189		83	1:47.904		22	1:48.802	
8	1:55.833	0.980	8	1:48.069	0.664	83	1:48.091	0.688	22	1:48.320	0.071	83	1:49.019	0.066
7	1:55.944	1.091	14	1:48.478	0.846	85	1:48.469	0.847	18	1:47.980	0.201	18	1:48.754	0.173
19	1:56.106	1.253	58	1:48.270	1.167	18	1:48.445	0.980	8	1:47.888	0.404	8	1:48.983	0.273
58	1:56.211	1.358	12	1:48.394	1.207	23	1:48.227	1.083	58	1:48.080	1.033	11	1:48.032	0.359
11	1:56.264	1.411	11	1:48.377	1.275	8	1:48.204	1.133	11	1:48.378	1.065	14	1:48.043	0.428
5	1:56.296	1.443	5	1:48.262	1.335	11	1:48.156	1.275	85	1:48.397	1.117	85	1:48.489	0.617
57	1:56.419	1.566	7	1:48.505	1.474	58	1:48.231	1.437	23	1:48.282	1.277	23	1:48.562	0.809
93	1:56.615	1.762	93	1:48.318	1.654	14	1:48.745	1.472	12	1:48.009	1.570	12	1:48.259	0.969
78	1:56.767	1.914	94	1:49.103	2.056	12	1:48.534	1.646	14	1:48.509	1.649	58	1:48.528	1.099
69	1:56.803	1.950	57	1:48.523	2.310	93	1:48.541	1.896	93	1:47.923	1.745	7	1:48.289	1.125
55	1:56.916	2.063	19	1:48.544	2.470	7	1:48.514	1.935	7	1:47.855	1.854	93	1:48.323	1.371
89	1:57.254	2.401	78	1:48.599	2.600	5	1:48.629	2.283	69	1:48.347	2.991	69	1:48.532	2.626
50	1:57.395	2.542	69	1:48.513	2.708	57	1:48.528	2.479	57	1:48.745	3.190	78	1:48.662	3.045
91	1:57.602	2.749	55	1:48.298	2.845	69	1:48.397	2.585	78	1:48.443	3.302	57	1:48.942	3.194
71	1:58.100	3.247	89	1:48.711	3.148	19	1:48.661	2.806	5	1:49.004	3.571	19	1:48.529	3.380
74	1:58.279	3.426	50	1:48.525	3.389	78	1:48.487	2.841	19	1:48.554	4.093	5	1:48.898	3.509
34	1:58.636	3.783	91	1:48.622	3.531	55	1:48.471	3.060	55	1:48.590	4.180	55	1:48.642	3.675
37	1:58.746	3.893	71	1:49.242	4.911	89	1:48.345	3.249	89	1:48.756	4.424	89	1:48.916	4.206
48	1:58.831	3.978	74	1:49.909	5.713	50	1:49.204	4.477	50	1:48.307	5.098	50	1:49.082	5.656
28	1:59.469	4.616	37	1:49.232	5.775	91	1:49.208	4.553	91	1:48.498	5.398	91	1:49.178	5.838
Lap 2			48	1:48.940	5.941	48	1:49.557	8.583	48	1:49.395	10.925	48	1:49.653	12.408
18	1:48.496		34	1:49.927	6.875	37	1:50.526	9.227	71	1:49.989	12.908	28	1:52.019	30.179
23	1:48.517	0.112	28	1:51.210	10.008	71	1:50.965	9.492	37	1:50.248	12.976	94	1:51.214	51.546
83	1:48.445	0.181	Lap 4			28	1:52.252	16.932	28	1:51.680	23.495	Lap 10		
85	1:48.993	0.330	22	1:48.125		94	2:27.679	41.547	94	1:50.634	47.343	22	1:48.680	
22	1:48.387	0.548	85	1:48.790	0.567	Lap 6			Lap 8			83	1:48.716	0.102
14	1:48.881	0.714	18	1:49.279	0.724	22	1:48.243		83	1:48.855		11	1:48.509	0.188
8	1:48.624	0.941	83	1:49.157	0.786	83	1:47.900	0.345	22	1:48.935	0.151	18	1:48.755	0.248
12	1:49.144	1.159	14	1:48.625	0.916	18	1:47.733	0.470	8	1:48.694	0.243	14	1:48.594	0.342
58	1:48.548	1.243	23	1:49.083	1.045	8	1:47.875	0.765	18	1:49.026	0.372	8	1:48.867	0.460
11	1:48.496	1.244	8	1:49.009	1.118	11	1:47.904	0.936	85	1:48.819	1.081	85	1:48.523	0.460
94	1:49.034	1.299	12	1:48.649	1.301	85	1:48.365	0.969	23	1:48.778	1.200	23	1:48.536	0.665
7	1:48.887	1.315	11	1:48.588	1.308	58	1:48.008	1.202	11	1:49.070	1.280	12	1:48.396	0.685
5	1:48.639	1.419	58	1:48.783	1.395	23	1:48.404	1.244	14	1:48.544	1.338	58	1:48.415	0.834
93	1:48.583	1.682	93	1:48.445	1.544	14	1:48.160	1.389	58	1:49.346	1.524	7	1:48.406	0.851
57	1:49.230	2.133	7	1:48.691	1.610	12	1:48.407	1.810	12	1:48.948	1.663	93	1:48.235	0.926
19	1:49.682	2.272	5	1:49.063	1.843	93	1:48.418	2.071	7	1:48.790	1.789	69	1:48.541	2.487
78	1:49.096	2.347	94	1:48.556	2.057	7	1:48.556	2.248	93	1:49.111	2.001	78	1:48.273	2.638
69	1:49.254	2.541	57	1:48.385	2.140	57	1:48.458	2.694	69	1:48.911	3.047	57	1:48.281	2.795
89	1:49.045	2.783	19	1:48.419	2.334	5	1:48.776	2.816	57	1:48.870	3.205	19	1:48.394	3.094
55	1:49.493	2.893	69	1:48.224	2.377	69	1:48.551	2.893	78	1:48.889	3.336	5	1:48.826	3.655
50	1:49.331	3.210	78	1:48.498	2.543	78	1:48.510	3.108	5	1:48.848	3.564	55	1:48.870	3.865
91	1:49.169	3.255	55	1:48.488	2.778	19	1:49.225	3.788	19	1:48.566	3.804	89	1:48.425	3.951
71	1:49.431	4.015	89	1:48.500	3.093	55	1:49.022	3.839	55	1:48.661	3.986	50	1:49.685	6.661
74	1:49.387	4.150	50	1:48.628	3.462	89	1:48.911	3.917	89	1:48.674	4.243	91	1:49.561	6.719
37	1:49.659	4.889												



JuniorGP

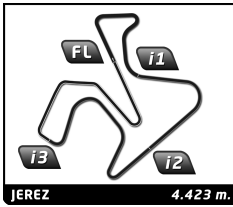
Finetwork FIM JuniorGP Jerez

Race 2

Analysis by lap

Lapped ■

No	Lap Time	Gap	No	Lap Time	Gap	No	Lap Time	Gap	No	Lap Time	Gap	No	Lap Time	Gap				
48	1:49.725	13.453	Lap 11						18	1:48.448	0.332							
28	1:51.719	33.218	Lap 12						14	1:48.828	0.398							
94	1:50.955	53.821	83	1:48.319		Lap 13						12	1:48.458	0.500				
			11	1:48.349	0.116	83	1:48.605		85	1:49.089	0.555							
			22	1:48.654	0.233	18	1:48.434	0.105	8	1:48.763	0.897							
			14	1:48.496	0.417	85	1:48.289	0.196	11	1:49.147	0.901							
			85	1:48.473	0.512	22	1:48.573	0.360	93	1:48.735	0.989							
			18	1:48.860	0.687	11	1:48.845	0.436	7	1:48.514	1.983							
			8	1:48.772	0.811	14	1:48.468	0.477	19	1:49.109	2.680							
			23	1:48.648	0.892	8	1:48.408	0.664	78	1:48.768	2.705							
			12	1:48.765	1.029	12	1:48.173	1.058	69	1:49.396	2.816							
			58	1:48.739	1.152	93	1:48.712	1.460	23	1:49.230	2.842							
			7	1:48.811	1.241	23	1:48.951	1.499	57	1:48.937	2.983							
			93	1:48.924	1.429	69	1:48.399	1.811	55	1:49.328	6.215							
			69	1:48.229	2.295	19	1:48.353	2.317	5	1:49.310	6.353							
			78	1:48.222	2.439	7	1:48.173	2.358	89	1:49.373	6.583							
			57	1:48.159	2.533	78	1:48.737	2.498	50	1:49.454	11.841							
			19	1:48.083	2.756	57	1:48.659	2.636	91	1:49.609	12.036							
			55	1:48.457	3.901	5	1:49.166	5.201	58	1:49.316	19.497							
			5	1:48.803	4.037	89	1:49.120	5.370	48	1:50.166	20.996							
			89	1:48.713	4.243	50	1:49.353	9.955	28	1:53.274	52.809							
			50	1:49.344	7.584	91	1:49.724	10.119	94	1:52.319	1:11.601							
			91	1:49.355	7.653	58	2:05.806	18.304										
			48	1:49.795	14.827	48	1:50.417	18.466										
			28	1:51.926	36.723	28	1:52.669	44.122										
			94	1:51.523	56.923	94	1:51.564	1:03.561										
			Lap 14															
			83	1:48.374		83	1:48.745											
			11	1:48.454	0.196	85	1:48.658	0.109										
			18	1:47.963	0.276	14	1:48.481	0.213										
			22	1:48.533	0.392	22	1:48.675	0.290										
			85	1:48.374	0.512	11	1:48.706	0.397										
			14	1:48.571	0.614	18	1:49.167	0.527										
			8	1:48.424	0.861	12	1:48.372	0.685										
			58	1:48.325	1.103	8	1:48.858	0.777										
			23	1:48.635	1.153	93	1:48.182	0.897										
			93	1:48.298	1.353	69	1:48.997	2.063										
			12	1:48.835	1.490	7	1:48.499	2.112										
			69	1:48.096	2.017	19	1:48.642	2.214										
			78	1:48.301	2.366	23	1:49.501	2.255										
			19	1:48.187	2.569	78	1:48.827	2.580										
			57	1:48.423	2.582	57	1:48.798	2.689										
			7	1:49.923	2.790	55	1:49.287	5.530										
			55	1:49.071	4.598	5	1:49.230	5.686										
			5	1:48.977	4.640	89	1:49.228	5.853										
			89	1:48.986	4.855	50	1:49.820	11.030										
			91	1:49.721	9.000	91	1:49.696	11.070										
			50	1:49.997	9.207	58	1:49.265	18.824										
			48	1:50.201	16.654	48	1:49.752	19.473										
			28	1:51.709	40.058	28	1:52.801	48.178										
			94	1:52.053	1:00.602	94	1:53.109	1:07.925										
			Lap 15															
			22	1:48.353														
			83	1:48.801	0.158													



JuniorGP

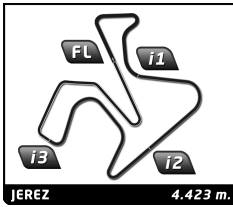
Finetwork FIM JuniorGP Jerez

Race 2

Sector Analysis

— Invalidated Lap ■ Personal Best ■ Session Best B Crossing the pit lane

Lap	Time	Sector 1	Sector 2	Sector 3	Sector 4	T.Sp	Lap	Time	Sector 1	Sector 2	Sector 3	Sector 4	T.Sp	
22	DAVID ALMANSA ESP							1	1:55.349	32.785	16.559	32.120	33.885	212.2
	FINETWORK MIR RACING TEAM KTM							2	1:48.881	26.569	16.435	31.951	33.926	213.4
1	1:55.677	33.114	16.813	31.951	33.799	209.7	3	1:48.478	26.380	16.245	32.412	33.441	216.0	
2	1:48.387	26.580	16.248	31.922	33.637	212.2	4	1:48.625	26.389	16.449	32.009	33.778	204.9	
3	1:48.228	26.447	16.264	32.178	33.339	213.9	5	1:48.745	26.356	16.437	31.881	34.071	210.1	
4	1:48.125	26.454	16.457	31.764	33.450	206.5	6	1:48.160	26.613	16.319	31.777	33.451	211.4	
5	1:48.189	26.585	16.475	31.667	33.462	204.2	7	1:48.509	26.622	16.356	31.910	33.621	209.3	
6	1:48.243	26.576	16.554	31.578	33.535	204.5	8	1:48.544	26.533	16.559	31.859	33.593	209.7	
7	1:48.320	26.720	16.519	31.680	33.401	204.2	9	1:48.043	26.475	16.636	31.585	33.347	209.7	
8	1:48.935	26.750	16.702	31.850	33.633	201.5	10	1:48.594	26.655	16.528	31.805	33.606	205.7	
9	1:48.802	26.491	16.838	31.871	33.602	201.9	11	1:48.496	26.640	16.417	31.929	33.510	212.2	
10	1:48.680	26.576	16.634	31.823	33.647	201.9	12	1:48.571	26.513	16.570	32.001	33.487	207.3	
11	1:48.654	26.672	16.628	31.842	33.512	203.8	13	1:48.468	26.512	16.492	31.884	33.580	210.5	
12	1:48.533	26.636	16.542	31.931	33.424	207.7	14	1:48.481	26.496	16.512	31.805	33.668	209.3	
13	1:48.573	26.544	16.544	31.943	33.542	211.4	15	1:48.828	26.709	16.627	31.791	33.701	210.5	
14	1:48.675	26.575	16.661	31.823	33.616	211.4								
15	1:48.353	26.683	16.518	31.625	33.527	204.2								
83	ALVARO CARPE ESP							12	JACOB ROULSTONE AUS					
	STV LAGLISSE RACING HUSQVARNA								ASPAR JUNIOR TEAM GASGAS					
1	1:55.252	33.000	16.385	32.181	33.686	214.3	1	1:55.531	33.405	16.324	32.054	33.748	210.5	
2	1:48.445	26.587	16.408	31.924	33.526	212.6	2	1:49.144	26.663	16.412	31.964	34.105	212.2	
3	1:48.349	26.506	16.437	32.115	33.291	208.5	3	1:48.394	26.534	16.375	31.800	33.685	209.7	
4	1:49.157	26.489	16.968	31.769	33.931	205.7	4	1:48.649	26.536	16.378	31.801	33.934	207.7	
5	1:48.091	26.424	16.425	31.734	33.508	206.5	5	1:48.534	26.821	16.455	31.707	33.551	208.9	
6	1:47.900	26.422	16.569	31.432	33.477	204.9	6	1:48.407	26.668	16.389	31.902	33.448	209.7	
7	1:47.904	26.551	16.420	31.465	33.468	208.9	7	1:48.009	26.527	16.310	31.596	33.576	210.9	
8	1:48.855	26.612	16.860	31.757	33.626	200.0	8	1:48.948	26.568	16.667	32.051	33.662	205.7	
9	1:49.019	26.579	16.910	31.957	33.573	200.7	9	1:48.259	26.528	16.393	31.801	33.537	209.7	
10	1:48.716	26.566	16.617	31.679	33.854	207.7	10	1:48.396	26.556	16.373	31.960	33.507	210.9	
11	1:48.319	26.607	16.597	31.603	33.512	206.9	11	1:48.765	26.876	16.364	31.931	33.594	213.4	
12	1:48.374	26.694	16.675	31.602	33.403	205.3	12	1:48.835	27.218	16.349	31.792	33.476	212.2	
13	1:48.605	26.686	16.690	31.677	33.552	204.5	13	1:48.173	26.619	16.405	31.826	33.323	213.9	
14	1:48.745	26.628	16.798	31.701	33.618	203.8	14	1:48.372	26.501	16.373	31.904	33.594	210.9	
15	1:48.801	26.643	16.781	31.495	33.882	206.1	15	1:48.458	26.708	16.372	31.826	33.552	212.6	
18	ÁNGEL PIQUERAS ESP							85	XABIER ZURUTUZA ESP					
	TEAM ESTRELLA GALICIA 0,0 HONDA								MTA JUNIOR TEAM KTM					
1	1:55.020	32.682	16.525	32.076	33.737	204.2	1	1:54.853	32.736	16.502	31.944	33.671	207.3	
2	1:48.496	26.470	16.662	31.885	33.479	208.5	2	1:48.993	26.588	16.673	31.934	33.798	207.7	
3	1:48.346	26.526	16.547	31.983	33.290	205.3	3	1:48.348	26.547	16.334	32.126	33.341	213.9	
4	1:49.279	26.660	16.643	32.216	33.760	203.0	4	1:48.790	26.502	16.557	31.967	33.764	210.5	
5	1:48.445	26.446	16.580	31.753	33.666	213.9	5	1:48.469	26.555	16.549	31.657	33.708	208.9	
6	1:47.733	26.447	16.403	31.414	33.469	213.0	6	1:48.365	26.485	16.437	31.714	33.729	209.3	
7	1:47.980	26.609	16.345	31.606	33.420	210.1	7	1:48.397	26.627	16.495	31.563	33.712	210.1	
8	1:49.026	26.568	16.755	32.090	33.613	198.2	8	1:48.819	26.679	16.614	31.819	33.707	204.2	
9	1:48.754	26.636	16.590	31.997	33.531	205.3	9	1:48.489	26.517	16.710	31.798	33.464	205.3	
10	1:48.755	26.597	16.601	31.785	33.772	208.1	10	1:48.523	26.623	16.416	31.948	33.536	209.3	
11	1:48.860	26.676	16.860	31.673	33.651	203.8	11	1:48.473	26.862	16.413	31.653	33.545	213.0	
12	1:47.963	26.438	16.401	31.662	33.462	208.1	12	1:48.374	26.722	16.345	31.844	33.463	213.4	
13	1:48.434	26.536	16.613	31.751	33.534	208.9	13	1:48.289	26.594	16.417	31.787	33.491	211.8	
14	1:49.167	26.621	16.774	32.205	33.567	204.5	14	1:48.658	26.640	16.639	31.863	33.516	205.3	
15	1:48.448	26.766	16.606	31.587	33.489	212.6	15	1:49.089	26.777	16.647	31.741	33.924	206.1	
14	CORMAC BUCHANAN NZL							8	EDDIE O'SHEA GBE					
	AGR TEAM KTM								BRITISH TALENT TEAM HONDA					
1	1:55.833	33.496	16.520	32.035	33.782	210.5	1	1:55.833	33.496	16.520	32.035	33.782	210.5	
2	1:48.624	26.606	16.467	31.820	33.731	210.5	2	1:48.624	26.606	16.467	31.820	33.731	210.5	
3	1:48.069	26.366	16.276	32.100	33.327	213.4	3	1:48.069	26.366	16.276	32.100	33.327	213.4	



JuniorGP

Finetwork FIM JuniorGP Jerez

Race 2

Sector Analysis

— Invalidated Lap ■ Personal Best ■ Session Best B Crossing the pit lane

Lap	Time	Sector 1	Sector 2	Sector 3	Sector 4	T.Sp	Lap	Time	Sector 1	Sector 2	Sector 3	Sector 4	T.Sp
4	1:49.009	26.512	16.479	32.131	33.887	202.6	7	1:47.855	26.402	16.463	31.587	33.403	208.9
5	1:48.204	26.558	16.312	31.924	33.410	213.0	8	1:48.790	26.708	16.473	31.953	33.656	211.8
6	1:47.875	26.463	16.297	31.725	33.390	213.0	9	1:48.289	26.615	16.501	31.721	33.452	210.5
7	1:47.888	26.582	16.516	31.424	33.366	205.7	10	1:48.406	26.666	16.508	31.700	33.532	208.9
8	1:48.694	26.492	16.633	31.974	33.595	201.9	11	1:48.811	26.786	16.370	31.996	33.659	215.6
9	1:48.983	26.548	16.747	32.116	33.572	201.9	12	1:49.923	26.729	16.396	31.438	35.360	209.3
10	1:48.867	26.702	16.473	31.980	33.712	208.5	13	1:48.173	26.621	16.558	31.605	33.389	211.8
11	1:48.772	26.783	16.476	31.860	33.653	207.7	14	1:48.499	26.729	16.387	31.534	33.849	212.6
12	1:48.424	26.631	16.480	31.766	33.547	210.5	15	1:48.514	26.609	16.532	31.554	33.819	207.7
13	1:48.408	26.660	16.418	31.783	33.547	209.7							
14	1:48.858	26.599	16.415	32.317	33.527	209.3							
15	1:48.763	26.802	16.415	31.715	33.831	210.5							

11	ADRIÁN CRUCES	ESP				
	FINETWORK MIR RACING TEAM	KTM				
1	1:56.264	33.904	16.630	32.112	33.618	210.9
2	1:48.496	26.712	16.512	31.738	33.534	205.7
3	1:48.377	26.511	16.469	31.869	33.528	211.8
4	1:48.588	26.541	16.396	31.813	33.838	210.1
5	1:48.156	26.630	16.347	31.739	33.440	212.2
6	1:47.904	26.405	16.364	31.659	33.476	211.4
7	1:48.378	26.700	16.575	31.718	33.385	211.4
8	1:49.070	26.606	16.745	32.081	33.638	201.5
9	1:48.032	26.425	16.694	31.541	33.372	208.1
10	1:48.509	26.677	16.523	31.731	33.578	208.9
11	1:48.349	26.582	16.586	31.663	33.518	210.5
12	1:48.454	26.658	16.691	31.638	33.467	209.7
13	1:48.845	26.678	16.707	31.980	33.480	205.7
14	1:48.706	26.630	16.590	31.894	33.592	210.1
15	1:49.147	26.895	16.372	31.732	34.148	213.0

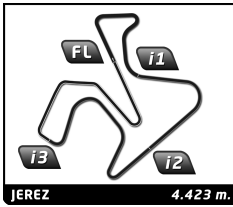
93	FADILLAH ARBI ADITAMA	IDN				
	ASTRA HONDA RACING TEAM	HONDA				
1	1:56.615	34.227	16.483	32.286	33.619	207.7
2	1:48.583	26.892	16.519	31.912	33.260	210.9
3	1:48.318	26.582	16.307	31.911	33.518	212.2
4	1:48.445	26.632	16.369	31.736	33.708	210.1
5	1:48.541	26.883	16.288	31.911	33.459	212.6
6	1:48.418	26.768	16.324	31.846	33.480	209.7
7	1:47.923	26.486	16.223	31.703	33.511	210.5
8	1:49.111	26.713	16.412	32.335	33.651	208.1
9	1:48.323	26.521	16.442	31.858	33.502	209.3
10	1:48.235	26.627	16.433	31.827	33.348	207.7
11	1:48.924	26.948	16.284	32.057	33.635	212.6
12	1:48.298	26.688	16.332	31.706	33.572	211.4
13	1:48.712	26.671	16.417	32.067	33.557	209.3
14	1:48.182	26.424	16.380	31.838	33.540	208.9
15	1:48.735	26.581	16.484	31.826	33.844	209.3

7	JOEL ESTEBAN	ESP				
	ASPAR JUNIOR TEAM	GASGAS				
1	1:55.944	33.994	16.395	31.922	33.633	210.9
2	1:48.887	26.661	16.598	31.637	33.991	210.9
3	1:48.505	27.047	16.275	31.715	33.468	216.4
4	1:48.691	26.680	16.445	31.738	33.828	211.4
5	1:48.514	26.705	16.321	31.755	33.733	214.3
6	1:48.556	26.517	16.294	32.000	33.745	214.7

19	ALESSANDRO MOROSI	ITA				
	EAGLE-1	KTM				
1	1:56.106	33.831	16.515	32.158	33.602	209.7
2	1:49.682	27.160	16.760	32.180	33.582	206.9
3	1:48.544	26.979	16.415	31.727	33.423	211.8
4	1:48.419	26.618	16.467	31.641	33.693	207.7
5	1:48.661	26.801	16.430	31.870	33.560	210.1
6	1:49.225	27.005	16.698	31.682	33.840	208.1
7	1:48.554	26.839	16.582	31.607	33.526	205.7
8	1:48.566	26.540	16.595	31.719	33.712	206.5
9	1:48.529	26.530	16.474	31.766	33.759	210.1
10	1:48.394	26.561	16.624	31.675	33.534	205.3
11	1:48.083	26.566	16.475	31.600	33.442	206.9
12	1:48.187	26.601	16.512	31.632	33.442	207.3
13	1:48.353	26.573	16.567	31.612	33.601	210.5
14	1:48.642	26.739	16.559	31.711	33.633	210.5
15	1:49.109	26.816	16.738	31.920	33.635	206.1

78	JAKOB ROSENTHALER	AUT				
	LIQUI MOLY HUSQVARNA INTACT C	HUSQVARNA				
1	1:56.767	34.172	16.537	32.588	33.470	208.1
2	1:49.096	26.916	16.556	32.172	33.452	214.3
3	1:48.599	26.802	16.473	31.893	33.431	211.8
4	1:48.498	26.624	16.424	31.988	33.462	210.5
5	1:48.487	26.778	16.421	31.850	33.438	210.9
6	1:48.510	26.491	16.401	31.986	33.632	212.2
7	1:48.443	26.658	16.479	31.835	33.471	213.4
8	1:48.889	26.768	16.618	31.865	33.638	207.7
9	1:48.662	26.644	16.487	31.723	33.808	209.3
10	1:48.273	26.521	16.566	31.696	33.490	207.3
11	1:48.222	26.543	16.459	31.720	33.500	210.1
12	1:48.301	26.492	16.467	31.781	33.561	210.1
13	1:48.737	26.711	16.541	31.818	33.667	209.3
14	1:48.827	26.755	16.490	31.912	33.670	213.4
15	1:48.768	26.817	16.561	31.699	33.691	213.0

69	MARCOS RUDA	ESP				
	FINETWORK MIR RACING TEAM	KTM				
1	1:56.803	34.401	16.432	32.312	33.658	213.4
2	1:49.254	26.805	16.587	32.316	33.546	213.0
3	1:48.513	26.796	16.365	31.911	33.441	212.6
4	1:48.224	26.687	16.266	31.790	33.481	213.4
5	1:48.397	26.601	16.382	31.921	33.493	215.1
6	1:48.551	26.559	16.407	32.047	33.538	212.6
7	1:48.347	26.630	16.344	31.723	33.650	213.4
8	1:48.911	26.558	16.754	31.804	33.795	206.1
9	1:48.532	26.453	16.608	31.734	33.737	205.3




JuniorGP

Finetwork FIM JuniorGP Jerez

Race 2

Sector Analysis

Lap	Time	Sector 1	Sector 2	Sector 3	Sector 4	T.Spd	Lap	Time	Sector 1	Sector 2	Sector 3	Sector 4	T.Spd
10	1:48.541	26.511	16.623	31.744	33.663	204.9	13	1:48.995	26.814	16.571	31.738	33.872	206.5
11	1:48.229	26.514	16.579	31.619	33.517	206.1	14	1:49.287	26.695	16.660	31.815	34.117	206.1
12	1:48.096	26.457	16.503	31.625	33.511	208.5	15	1:49.328	26.858	16.734	31.805	33.931	205.7
13	1:48.399	26.594	16.633	31.616	33.556	208.5	5 TATCHAKORN BUASRI THA						
14	1:48.997	26.653	16.672	31.735	33.937	208.1	HONDA RACING THAILAND HONDA						
15	1:49.396	27.097	16.639	31.694	33.966	210.5	1	1:56.296	34.326	16.402	32.211	33.357	208.5
23 ELIA BARTOLINI ITA							2	1:48.639	27.081	16.511	31.625	33.422	210.9
TEAM ESTRELLA GALICIA 0,0 HONDA							3	1:48.262	26.700	16.412	31.693	33.457	210.9
1	1:55.111	32.862	16.425	32.098	33.726	209.3	4	1:49.063	26.772	16.704	31.871	33.716	208.5
2	1:48.517	26.423	16.681	31.903	33.510	210.9	5	1:48.629	26.901	16.489	31.750	33.489	208.9
3	1:48.751	26.459	16.561	32.389	33.342	204.9	6	1:48.776	26.633	16.508	32.071	33.564	209.3
4	1:49.083	26.465	16.602	32.016	34.000	207.7	7	1:49.004	26.904	16.465	32.036	33.599	209.3
5	1:48.227	26.395	16.426	31.865	33.541	213.0	8	1:48.848	26.698	16.568	31.970	33.612	208.1
6	1:48.404	26.808	16.355	31.768	33.473	211.4	9	1:48.898	26.688	16.485	31.923	33.802	208.9
7	1:48.282	26.642	16.409	31.743	33.488	213.9	10	1:48.826	26.739	16.558	31.949	33.580	206.1
8	1:48.778	26.633	16.590	31.818	33.737	207.7	11	1:48.803	26.716	16.653	31.872	33.562	202.6
9	1:48.562	26.442	16.882	31.692	33.546	210.9	12	1:48.977	26.842	16.553	31.776	33.806	207.7
10	1:48.536	26.497	16.479	31.911	33.649	209.7	13	1:49.166	26.933	16.511	31.978	33.744	208.9
11	1:48.648	26.754	16.379	31.883	33.632	212.6	14	1:49.230	26.801	16.585	31.983	33.861	206.9
12	1:48.635	26.596	16.470	31.911	33.658	211.8	15	1:49.310	26.903	16.624	32.049	33.734	204.9
13	1:48.951	26.780	16.480	32.089	33.602	209.7	89 MARCOS URIARTE ESP						
14	1:49.501	27.013	16.678	31.758	34.052	209.7	STV LAGLISSE RACING HUSQVARNA						
15	1:49.230	26.955	16.668	31.916	33.691	208.9	1	1:57.254	34.615	16.558	32.373	33.708	210.1
57 DANIAL SHAHRIL MYS							2	1:49.045	26.726	16.459	32.208	33.652	209.7
ASIA TALENT TEAM HONDA							3	1:48.711	26.881	16.300	31.978	33.552	210.1
1	1:56.419	33.675	16.429	32.520	33.795	210.5	4	1:48.500	26.619	16.376	31.780	33.725	206.5
2	1:49.230	27.033	16.471	32.180	33.546	212.6	5	1:48.345	26.693	16.475	31.727	33.450	204.9
3	1:48.523	26.676	16.458	31.925	33.464	212.2	6	1:48.911	26.705	16.726	31.686	33.794	206.1
4	1:48.385	26.595	16.378	31.815	33.597	209.7	7	1:48.756	26.950	16.498	31.771	33.537	206.5
5	1:48.528	26.764	16.399	31.867	33.498	215.1	8	1:48.674	26.721	16.518	31.807	33.628	203.8
6	1:48.458	26.569	16.392	31.881	33.616	213.0	9	1:48.916	26.781	16.538	31.816	33.781	203.0
7	1:48.745	26.696	16.411	31.944	33.694	209.7	10	1:48.425	26.568	16.554	31.621	33.682	203.0
8	1:48.870	26.514	16.646	31.912	33.798	205.7	11	1:48.713	26.601	16.648	31.829	33.635	204.5
9	1:48.942	26.550	16.488	32.036	33.868	208.9	12	1:48.986	26.697	16.662	31.700	33.927	205.3
10	1:48.281	26.473	16.497	31.896	33.415	209.7	13	1:49.120	26.770	16.614	31.931	33.805	206.5
11	1:48.159	26.572	16.428	31.726	33.433	210.5	14	1:49.228	26.692	16.630	31.997	33.909	204.5
12	1:48.423	26.583	16.415	31.872	33.553	210.9	15	1:49.373	26.838	16.655	31.744	34.136	203.8
13	1:48.659	26.746	16.424	31.804	33.685	213.9	50 LEO RAMMERSTORFER AUT						
14	1:48.798	26.697	16.449	32.048	33.604	214.3	LIQUI MOLY HUSQVARNA INTACT (HUSQVARNA						
15	1:48.937	26.776	16.545	31.919	33.697	210.9	1	1:57.395	34.770	16.470	32.495	33.660	213.0
55 NOAH DETTWILER CHE							2	1:49.331	26.830	16.363	32.352	33.786	213.0
CUNA DE CAMPEONES KTM							3	1:48.525	26.823	16.477	31.810	33.415	207.7
1	1:56.916	34.510	16.515	32.411	33.480	212.6	4	1:48.628	26.692	16.454	31.801	33.681	206.9
2	1:49.493	26.972	16.427	32.459	33.635	213.0	5	1:49.204	27.152	16.403	32.014	33.635	210.5
3	1:48.298	26.593	16.320	31.998	33.387	214.3	6	1:48.806	26.786	16.550	31.753	33.717	207.3
4	1:48.488	26.732	16.342	31.874	33.540	210.9	7	1:48.307	26.615	16.497	31.647	33.548	208.1
5	1:48.471	26.673	16.376	31.944	33.478	213.0	8	1:49.284	26.859	16.633	32.006	33.786	205.3
6	1:49.022	26.821	16.498	31.694	34.009	208.5	9	1:49.082	26.676	16.630	31.876	33.900	206.1
7	1:48.590	26.853	16.521	31.785	33.431	209.3	10	1:49.685	26.849	16.801	31.988	34.047	200.4
8	1:48.661	26.647	16.458	31.861	33.695	207.3	11	1:49.344	26.803	16.744	31.937	33.860	201.9
9	1:48.642	26.575	16.420	31.818	33.829	210.5	12	1:49.997	27.068	16.748	32.205	33.976	203.0
10	1:48.870	26.644	16.520	31.618	34.088	210.1	13	1:49.353	26.887	16.643	31.937	33.886	204.5
11	1:48.457	26.572	16.577	31.680	33.628	207.3	14	1:49.820	26.853	16.705	31.966	34.296	203.0
12	1:49.071	26.825	16.542	31.616	34.088	206.5	15	1:49.454	26.860	16.807	31.946	33.841	203.0




JuniorGP

Finetwork FIM JuniorGP Jerez

Race 2

Sector Analysis

— Invalidated Lap							■ Personal Best							■ Session Best							B Crossing the pit lane																																																																																																																																																									
Lap	Time	Sector 1	Sector 2	Sector 3	Sector 4	T.Sp	Lap	Time	Sector 1	Sector 2	Sector 3	Sector 4	T.Sp	Lap	Time	Sector 1	Sector 2	Sector 3	Sector 4	T.Sp	Lap	Time	Sector 1	Sector 2	Sector 3	Sector 4	T.Sp																																																																																																																																																			
91 KOTARO UCHIUMI JPN							1 1:59.469 35.934 16.717 32.624 34.194 210.9							2 1:51.191 27.170 16.817 32.701 34.503 206.9							3 1:51.210 27.359 16.843 32.719 34.289 205.3																																																																																																																																																									
MTA JUNIOR TEAM KTM							4 1:51.416 27.425 16.991 32.591 34.409 203.0							5 1:52.252 27.635 16.886 33.143 34.588 203.0							6 1:51.375 27.321 16.888 32.708 34.458 203.8																																																																																																																																																									
1	1:57.602	34.877	16.502	32.493	33.730	212.2	7	1:48.498	26.718	16.544	31.715	33.521	208.9	8	1:51.680	27.440	16.860	32.773	34.607	202.6	9	1:52.473	27.566	17.186	32.879	34.842	199.3	10	1:52.019	27.454	17.073	32.897	34.595	200.0																																																																																																																																												
2	1:49.169	26.725	16.460	32.278	33.706	212.2	11	1:51.719	27.273	17.025	32.890	34.531	200.7	11	1:51.926	27.489	17.063	32.873	34.501	200.4	12	1:51.709	27.437	17.017	32.956	34.299	202.2	12	1:49.070	26.658	16.680	32.001	33.731	206.1	13	1:52.669	28.103	16.969	32.798	34.799	202.6	13	1:49.178	26.696	16.629	31.937	33.916	205.7	14	1:52.801	27.613	17.268	33.207	34.713	201.5	14	1:49.561	27.066	16.748	31.859	33.888	203.8	15	1:53.274	27.790	17.104	33.285	35.095	202.2	15	1:49.355	26.836	16.702	32.048	33.769	207.3																																																																																																		
3	1:48.622	26.899	16.509	31.842	33.372	210.1	15	1:49.721	27.088	16.698	31.983	33.952	207.7	15	1:49.696	26.806	16.788	31.954	34.148	203.4	15	1:49.609	26.913	16.799	32.048	33.849	206.1																																																																																																																																																			
58 LUCA LUNETTA ITA							94 FACUNDO LLAMBIAS URY							TEAM ESTRELLA GALICIA 0,0 HONDA																																																																																																																																																																
AC RACING TEAM KTM							1 1:55.781 33.220 16.382 32.224 33.955 207.7							2 1:49.034 27.022 16.687 31.898 33.427 208.9							3 1:49.103 27.389 16.542 31.761 33.411 209.3																																																																																																																																																									
1	1:56.211	33.767	16.469	32.157	33.818	210.5	4	1:48.556	26.565	16.493	31.784	33.714	207.7	4	1:50.797	27.160	16.994	32.416	34.227	197.8	5	2:27.679	26.750	16.448	1:09.145	35.336	212.2	5	1:50.634	27.343	16.900	32.334	34.057	200.0	6	1:51.654	27.745	17.214	32.453	34.242	200.7																																																																																																																																					
2	1:48.548	26.542	16.686	31.630	33.690	207.7	6	1:50.797	27.160	16.994	32.416	34.227	197.8	7	1:51.214	27.343	17.203	32.290	34.378	197.4	7	1:50.797	27.160	16.994	32.416	34.227	197.8	8	1:50.955	27.229	17.155	32.330	34.241	198.2	8	1:51.214	27.343	17.203	32.290	34.378	197.4	9	1:51.523	27.474	17.057	32.596	34.396	197.8	9	1:49.528	26.608	16.596	31.785	33.539	209.3	10	1:52.053	27.409	17.385	32.841	34.418	197.4	10	1:48.415	26.627	16.552	31.816	33.420	206.9	11	1:51.564	27.372	17.028	32.682	34.482	197.8	11	1:48.739	26.935	16.418	31.919	33.467	210.1	11	1:51.523	27.474	17.057	32.596	34.396	197.8	12	1:48.325	26.706	16.460	31.694	33.465	209.3	12	1:52.109	27.874	17.308	33.068	34.859	198.5	12	1:48.080	26.588	16.463	31.570	33.459	213.4	13	1:52.319	27.547	17.162	32.899	34.711	197.1	13	1:49.346	26.839	16.817	32.041	33.649	207.7	13	1:50.797	27.160	16.994	32.416	34.227	197.8	14	1:48.528	26.608	16.596	31.785	33.539	209.3	14	1:51.214	27.343	17.203	32.290	34.378	197.4	14	1:48.415	26.627	16.552	31.816	33.420	206.9	15	1:50.955	27.229	17.155	32.330	34.241	198.2	15	1:49.316	26.704	16.854	31.863	33.895	202.2	15	1:51.523	27.474	17.057	32.596	34.396	197.8
3	1:48.270	26.717	16.308	31.733	33.512	213.9	15	1:49.316	26.704	16.854	31.863	33.895	202.2	15	1:49.316	26.704	16.854	31.863	33.895	202.2																																																																																																																																																										
48 GABIN PLANQUES FRA							71 TORIN COLLINS CAN							AGR TEAM KTM																																																																																																																																																																
FIRST BIKE ACADEMY KTM							1 1:58.100 35.321 16.698 32.194 33.887 208.5							2 1:49.431 26.788 16.683 31.920 34.040 205.3							3 1:49.242 26.814 16.701 31.871 33.856 205.3																																																																																																																																																									
1	1:58.831	35.414	16.857	32.468	34.092	211.8	4	1:50.360	26.901	16.888	31.957	34.614	201.1	4	1:50.965	27.573	16.870	32.260	34.262	205.7	5	1:50.360	26.901	16.888	31.957	34.614	201.1	5	1:49.919	26.870	16.769	32.200	34.080	205.7	6	1:49.439	26.737	16.820	31.849	34.033	204.5	6	1:49.989	26.982	16.996	32.024	33.987	202.6	7	1:49.395	26.828	16.776	31.765	34.026	203.8	7	1:50.446	27.013	17.016	32.135	34.282	199.6	8	1:49.638	26.813	16.893	31.933	33.999	201.9	8	1:58.100	35.321	16.698	32.194	33.887	208.5	9	1:49.653	26.838	16.894	31.883	34.038	202.6	9	1:49.431	26.788	16.683	31.920	34.040	205.3	10	1:49.725	26.784	16.993	31.908	34.040	201.5	10	1:49.242	26.814	16.701	31.871	33.856	205.3	11	1:49.795	26.892	16.923	31.906	34.074	201.9	11	1:49.919	26.870	16.769	32.200	34.080	205.7	12	1:50.201	27.002	16.915	32.070	34.214	203.4	12	1:49.989	26.982	16.996	32.024	33.987	202.6	13	1:50.417	27.117	16.982	32.199	34.119	203.0	13	1:50.446	27.013	17.016	32.135	34.282	199.6	14	1:49.752	26.780	16.891	32.019	34.062	204.5	14	1:50.446	27.013	17.016	32.135	34.282	199.6	15	1:50.166	26.975	16.909	32.069	34.213	204.5	15	1:50.446	27.013	17.016	32.135	34.282	199.6
4	1:49.829	27.087	16.742	32.025	33.975	207.3	15	1:49.316	26.704	16.854	31.863	33.895	202.2	15	1:49.316	26.704	16.854	31.863	33.895	202.2																																																																																																																																																										
37 ALESSIO MATTEI ITA							28 GEOFFREY EMMANUEL IND							CUNA DE CAMPEONES KTM																																																																																																																																																																
MTA JUNIOR TEAM KTM							1 1:58.746 35.447 16.914 32.470 33.915 211.4							2 1:49.659 27.011 16.727 31.987 33.934 208.9							3 1:49.232 26.812 16.662 32.080 33.678 205.3																																																																																																																																																									
1	1:58.831	35.414	16.857	32.468	34.092	211.8	4	1:49.670	26.826	16.683	32.144	34.017	203.4	4	1:49.670	26.826	16.683	32.144	34.017	203.4	5	1:49.653	26.838	16.894	31.883	34.038	202.6	5	1:50.526	27.149	16.971	32.151	34.255	202.6	6	1:49.725	26.784	16.993	31.908	34.040	201.5	6	1:49.993	26.961	16.789	32.169	34.074	203.0	7	1:49.795	26.892	16.923	31.906	34.074	201.9	7	1:50.248	27.076	16.866	32.148	34.158	201.1	8	1:49.829	27.087	16.742	32.025	33.975	207.3	8	1:50.568	27.027	16.982	32.315	34.244	197.4																																																																																																		
2	1:50.032	27.052	16.692	32.316	33.972	209.3	9	1:49.653	26.838	16.894	31.883	34.038	202.6	9	1:49.653	26.838	16.894	31.883	34.038	202.6	10	1:49.725	26.784	16.993	31.908	34.040	201.5	10	1:49.725	26.784	16.993	31.908	34.040	201.5	11	1:49.795	26.892	16.923	31.906	34.074	201.9	11	1:49.795	26.892	16.923	31.906	34.074	201.9	12	1:50.201	27.002	16.915	32.070	34.214	203.4	12	1:50.201	27.002	16.915	32.070	34.214	203.4	13	1:50.417	27.117	16.982	32.199	34.119	203.0	13	1:50.417	27.117	16.982	32.199	34.119	203.0	14	1:49.752	26.780	16.891	32.019	34.062	204.5	14	1:49.752	26.780	16.891	32.019	34.062	204.5	15	1:50.166	26.975	16.909	32.069	34.213	204.5	15	1:50.166	26.975	16.909	32.069	34.213	204.5																																																																						



JuniorGP


Finetwork FIM JuniorGP Jerez

Race 2

Sector Analysis

— Invalidated Lap ■ Personal Best ■ Session Best B Crossing the pit lane

Lap	Time	Sector 1	Sector 2	Sector 3	Sector 4	T.Sp	Lap	Time	Sector 1	Sector 2	Sector 3	Sector 4	T.Sp	
74	ALEX GOURDON						FRA							
	TEAM ESTRELLA GALICIA 0,0						HONDA							
1	1:58.279	35.469	16.738	32.206	33.866	209.3								
2	1:49.387	26.717	16.690	32.027	33.953	208.1								
3	1:49.909	26.719	16.743	32.425	34.022	207.7								
4	1:50.033	26.967	16.898	32.080	34.088	201.9								
34	CESARE TIEZZI						ITA							
	AC RACING TEAM						KTM							
1	1:58.636	35.271	16.690	32.655	34.020	207.7								
2	1:50.174	27.075	16.731	32.335	34.033	207.3								
3	1:49.927	26.896	16.663	32.414	33.954	206.1								
4	1:49.905	26.984	16.783	32.077	34.061	203.4								



JuniorGP

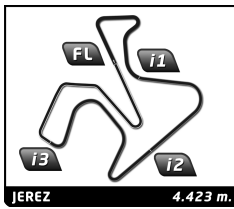
Finetwork FIM JuniorGP Jerez

Race 2

Slow Sector Analysis

■ Personal Best ■ Session Best B Crossing the pit lane

Lap	Time	Sector 1	Sector 2	Sector 3	Sector 4	Elapsed	Lap	Time	Sector 1	Sector 2	Sector 3	Sector 4	Elapsed
5 TATCHAKORN BUASRI THA HONDA RACING THAILAND HONDA							1	1:56.264	33.904	16.630	32.112	33.618	1:56.264
1	1:56.296	34.326	16.402	32.211	33.357	1:56.296	2	1:48.496	26.712	16.512	31.738	33.534	3:44.760
2	1:48.639	27.081	16.511	31.625	33.422	3:44.935	3	1:48.377	26.511	16.469	31.869	33.528	5:33.137
3	1:48.262	26.700	16.412	31.693	33.457	5:33.197	4	1:48.588	26.541	16.396	31.813	33.838	7:21.725
4	1:49.063	26.772	16.704	31.871	33.716	7:22.260	5	1:48.156	26.630	16.347	31.739	33.440	9:09.881
5	1:48.629	26.901	16.489	31.750	33.489	9:10.889	6	1:47.904	26.405	16.364	31.659	33.476	10:57.785
6	1:48.776	26.633	16.508	32.071	33.564	10:59.665	7	1:48.378	26.700	16.575	31.718	33.385	12:46.163
7	1:49.004	26.904	16.465	32.036	33.599	12:48.669	8	1:49.070	26.606	16.745	32.081	33.638	14:35.233
8	1:48.848	26.698	16.568	31.970	33.612	14:37.517	9	1:48.032	26.425	16.694	31.541	33.372	16:23.265
9	1:48.898	26.688	16.485	31.923	33.802	16:26.415	10	1:48.509	26.677	16.523	31.731	33.578	18:11.774
10	1:48.826	26.739	16.558	31.949	33.580	18:15.241	11	1:48.349	26.582	16.586	31.663	33.518	20:00.123
11	1:48.803	26.716	16.653	31.872	33.562	20:04.044	12	1:48.454	26.658	16.691	31.638	33.467	21:48.577
12	1:48.977	26.842	16.553	31.776	33.806	21:53.021	13	1:48.845	26.678	16.707	31.980	33.480	23:37.422
13	1:49.166	26.933	16.511	31.978	33.744	23:42.187	14	1:48.706	26.630	16.590	31.894	33.592	25:26.128
14	1:49.230	26.801	16.585	31.983	33.861	25:31.417	15	1:49.147	26.895	16.372	31.732	34.148	27:15.275
15	1:49.310	26.903	16.624	32.049	33.734	27:20.727							
7 JOEL ESTEBAN ESP ASPAR JUNIOR TEAM GASGAS							12 JACOB ROULSTONE AUS ASPAR JUNIOR TEAM GASGAS						
1	1:55.944	33.994	16.395	31.922	33.633	1:55.944	1	1:55.531	33.405	16.324	32.054	33.748	1:55.531
2	1:48.887	26.661	16.598	31.637	33.991	3:44.831	2	1:49.144	26.663	16.412	31.964	34.105	3:44.675
3	1:48.505	27.047	16.275	31.715	33.468	5:33.336	3	1:48.394	26.534	16.375	31.800	33.685	5:33.069
4	1:48.691	26.680	16.445	31.738	33.828	7:22.027	4	1:48.649	26.536	16.378	31.801	33.934	7:21.718
5	1:48.514	26.705	16.321	31.755	33.733	9:10.541	5	1:48.534	26.821	16.455	31.707	33.551	9:10.252
6	1:48.556	26.517	16.294	32.000	33.745	10:59.097	6	1:48.407	26.668	16.389	31.902	33.448	10:58.659
7	1:47.855	26.402	16.463	31.587	33.403	12:46.952	7	1:48.009	26.527	16.310	31.596	33.576	12:46.668
8	1:48.790	26.708	16.473	31.953	33.656	14:35.742	8	1:48.948	26.568	16.667	32.051	33.662	14:35.616
9	1:48.289	26.615	16.501	31.721	33.452	16:24.031	9	1:48.259	26.528	16.393	31.801	33.537	16:23.875
10	1:48.406	26.666	16.508	31.700	33.532	18:12.437	10	1:48.396	26.556	16.373	31.960	33.507	18:12.271
11	1:48.811	26.786	16.370	31.996	33.659	20:01.248	11	1:48.765	26.876	16.364	31.931	33.594	20:01.036
12	1:49.923	26.729	16.396	31.438	35.360	21:51.171	12	1:48.835	27.218	16.349	31.792	33.476	21:49.871
13	1:48.173	26.621	16.558	31.605	33.389	23:39.344	13	1:48.173	26.619	16.405	31.826	33.323	23:38.044
14	1:48.499	26.729	16.387	31.534	33.849	25:27.843	14	1:48.372	26.501	16.373	31.904	33.594	25:26.416
15	1:48.514	26.609	16.532	31.554	33.819	27:16.357	15	1:48.458	26.708	16.372	31.826	33.552	27:14.874
8 EDDIE O'SHEA GBE BRITISH TALENT TEAM HONDA							14 CORMAC BUCHANAN NZL AGR TEAM KTM						
1	1:55.833	33.496	16.520	32.035	33.782	1:55.833	1	1:55.349	32.785	16.559	32.120	33.885	1:55.349
2	1:48.624	26.606	16.467	31.820	33.731	3:44.457	2	1:48.881	26.569	16.435	31.951	33.926	3:44.230
3	1:48.069	26.366	16.276	32.100	33.327	5:32.526	3	1:48.478	26.380	16.245	32.412	33.441	5:32.708
4	1:49.009	26.512	16.479	32.131	33.887	7:21.535	4	1:48.625	26.389	16.449	32.009	33.778	7:21.333
5	1:48.204	26.558	16.312	31.924	33.410	9:09.739	5	1:48.745	26.356	16.437	31.881	34.071	9:10.078
6	1:47.875	26.463	16.297	31.725	33.390	10:57.614	6	1:48.160	26.613	16.319	31.777	33.451	10:58.238
7	1:47.888	26.582	16.516	31.424	33.366	12:45.502	7	1:48.509	26.622	16.356	31.910	33.621	12:46.747
8	1:48.694	26.492	16.633	31.974	33.595	14:34.196	8	1:48.544	26.533	16.559	31.859	33.593	14:35.291
9	1:48.983	26.548	16.747	32.116	33.572	16:23.179	9	1:48.043	26.475	16.636	31.585	33.347	16:23.334
10	1:48.867	26.702	16.473	31.980	33.712	18:12.046	10	1:48.594	26.655	16.528	31.805	33.606	18:11.928
11	1:48.772	26.783	16.476	31.860	33.653	20:00.818	11	1:48.496	26.640	16.417	31.929	33.510	20:00.424
12	1:48.424	26.631	16.480	31.766	33.547	21:49.242	12	1:48.571	26.513	16.570	32.001	33.487	21:48.995
13	1:48.408	26.660	16.418	31.783	33.547	23:37.650	13	1:48.468	26.512	16.492	31.884	33.580	23:37.463
14	1:48.858	26.599	16.415	32.317	33.527	25:26.508	14	1:48.481	26.496	16.512	31.805	33.668	25:25.944
15	1:48.763	26.802	16.415	31.715	33.831	27:15.271	15	1:48.828	26.709	16.627	31.791	33.701	27:14.772
11 ADRIÁN CRUCES ESP FINETWORK MIR RACING TEAM KTM							18 ÁNGEL PIQUERAS ESP TEAM ESTRELLA GALICIA 0,0 HONDA						
1	1:55.020	32.682	16.525	32.076	33.737	1:55.020	1	1:55.020	32.682	16.525	32.076	33.737	1:55.020
2	1:48.496	26.470	16.662	31.885	33.479	3:43.516	2	1:48.496	26.470	16.662	31.885	33.479	3:43.516
3	1:48.346	26.526	16.547	31.983	33.290	5:31.862	3	1:48.346	26.526	16.547	31.983	33.290	5:31.862



JuniorGP

Finetwork FIM JuniorGP Jerez

Race 2

Slow Sector Analysis

Personal Best Session Best B Crossing the pit lane

Lap	Time	Sector 1	Sector 2	Sector 3	Sector 4	Elapsed	Lap	Time	Sector 1	Sector 2	Sector 3	Sector 4	Elapsed
4	1:49.279	26.660	16.643	32.216	33.760	7:21.141	7	1:48.282	26.642	16.409	31.743	33.488	12:46.375
5	1:48.445	26.446	16.580	31.753	33.666	9:09.586	8	1:48.778	26.633	16.590	31.818	33.737	14:35.153
6	1:47.733	26.447	16.403	31.414	33.469	10:57.319	9	1:48.562	26.442	16.882	31.692	33.546	16:23.715
7	1:47.980	26.609	16.345	31.606	33.420	12:45.299	10	1:48.536	26.497	16.479	31.911	33.649	18:12.251
8	1:49.026	26.568	16.755	32.090	33.613	14:34.325	11	1:48.648	26.754	16.379	31.883	33.632	20:00.899
9	1:48.754	26.636	16.590	31.997	33.531	16:23.079	12	1:48.635	26.596	16.470	31.911	33.658	21:49.534
10	1:48.755	26.597	16.601	31.785	33.772	18:11.834	13	1:48.951	26.780	16.480	32.089	33.602	23:38.485
11	1:48.860	26.676	16.860	31.673	33.651	20:00.694	14	1:49.501	27.013	16.678	31.758	34.052	25:27.986
12	1:47.963	26.438	16.401	31.662	33.462	21:48.657	15	1:49.230	26.955	16.668	31.916	33.691	27:17.216
13	1:48.434	26.536	16.613	31.751	33.534	23:37.091							
14	1:49.167	26.621	16.774	32.205	33.567	25:26.258							
15	1:48.448	26.766	16.606	31.587	33.489	27:14.706							

19	ALESSANDRO MOROSI	ITA				
	EAGLE-1	KTM				
1	1:56.106	33.831	16.515	32.158	33.602	1:56.106
2	1:49.682	27.160	16.760	32.180	33.582	3:45.788
3	1:48.544	26.979	16.415	31.727	33.423	5:34.332
4	1:48.419	26.618	16.467	31.641	33.693	7:22.751
5	1:48.661	26.801	16.430	31.870	33.560	9:11.412
6	1:49.225	27.005	16.698	31.682	33.840	11:00.637
7	1:48.554	26.839	16.582	31.607	33.526	12:49.191
8	1:48.566	26.540	16.595	31.719	33.712	14:37.757
9	1:48.529	26.530	16.474	31.766	33.759	16:26.286
10	1:48.394	26.561	16.624	31.675	33.534	18:14.680
11	1:48.083	26.566	16.475	31.600	33.442	20:02.763
12	1:48.187	26.601	16.512	31.632	33.442	21:50.950
13	1:48.353	26.573	16.567	31.612	33.601	23:39.303
14	1:48.642	26.739	16.559	31.711	33.633	25:27.945
15	1:49.109	26.816	16.738	31.920	33.635	27:17.054

22	DAVID ALMANSA	ESP				
	FINETWORK MIR RACING TEAM	KTM				
1	1:55.677	33.114	16.813	31.951	33.799	1:55.677
2	1:48.387	26.580	16.248	31.922	33.637	3:44.064
3	1:48.228	26.447	16.264	32.178	33.339	5:32.292
4	1:48.125	26.454	16.457	31.764	33.450	7:20.417
5	1:48.189	26.585	16.475	31.667	33.462	9:08.606
6	1:48.243	26.576	16.554	31.578	33.535	10:56.849
7	1:48.320	26.720	16.519	31.680	33.401	12:45.169
8	1:48.935	26.750	16.702	31.850	33.633	14:34.104
9	1:48.802	26.491	16.838	31.871	33.602	16:22.906
10	1:48.680	26.576	16.634	31.823	33.647	18:11.586
11	1:48.654	26.672	16.628	31.842	33.512	20:00.240
12	1:48.533	26.636	16.542	31.931	33.424	21:48.773
13	1:48.573	26.544	16.544	31.943	33.542	23:37.346
14	1:48.675	26.575	16.661	31.823	33.616	25:26.021
15	1:48.353	26.683	16.518	31.625	33.527	27:14.374


23	ELIA BARTOLINI	ITA				
	TEAM ESTRELLA GALICIA 0,0	HONDA				
1	1:55.111	32.862	16.425	32.098	33.726	1:55.111
2	1:48.517	26.423	16.681	31.903	33.510	3:43.628
3	1:48.751	26.459	16.561	32.389	33.342	5:32.379
4	1:49.083	26.465	16.602	32.016	34.000	7:21.462
5	1:48.227	26.395	16.426	31.865	33.541	9:09.689
6	1:48.404	26.808	16.355	31.768	33.473	10:58.093

28	GEOFFREY EMMANUEL	IND				
	CUNA DE CAMPEONES	KTM				
1	1:59.469	35.934	16.717	32.624	34.194	1:59.469
2	1:51.191	27.170	16.817	32.701	34.503	3:50.660
3	1:51.210	27.359	16.843	32.719	34.289	5:41.870
4	1:51.416	27.425	16.991	32.591	34.409	7:33.286
5	1:52.252	27.635	16.886	33.143	34.588	9:25.538
6	1:51.375	27.321	16.888	32.708	34.458	11:16.913
7	1:51.680	27.440	16.860	32.773	34.607	13:08.593
8	1:52.473	27.566	17.186	32.879	34.842	15:01.066
9	1:52.019	27.454	17.073	32.897	34.595	16:53.085
10	1:51.719	27.273	17.025	32.890	34.531	18:44.804
11	1:51.926	27.489	17.063	32.873	34.501	20:36.730
12	1:51.709	27.437	17.017	32.956	34.299	22:28.439
13	1:52.669	28.103	16.969	32.798	34.799	24:21.108
14	1:52.801	27.613	17.268	33.207	34.713	26:13.909
15	1:53.274	27.790	17.104	33.285	35.095	28:07.183

34	CESARE TIEZZI	ITA				
	AC RACING TEAM	KTM				
1	1:58.636	35.271	16.690	32.655	34.020	1:58.636
2	1:50.174	27.075	16.731	32.335	34.033	3:48.810
3	1:49.927	26.896	16.663	32.414	33.954	5:38.737
4	1:49.905	26.984	16.783	32.077	34.061	7:28.642

37	ALESSIO MATTEI	ITA				
	MTA JUNIOR TEAM	KTM				
1	1:58.746	35.447	16.914	32.470	33.915	1:58.746
2	1:49.659	27.011	16.727	31.987	33.934	3:48.405
3	1:49.232	26.812	16.662	32.080	33.678	5:37.637
4	1:49.670	26.826	16.683	32.144	34.017	7:27.307
5	1:50.526	27.149	16.971	32.151	34.255	9:17.833
6	1:49.993	26.961	16.789	32.169	34.074	11:07.826
7	1:50.248	27.076	16.866	32.148	34.158	12:58.074
8	1:50.568	27.027	16.982	32.315	34.244	14:48.642

48	GABIN PLANQUES	FRA				
	FIRST BIKE ACADEMY	KTM				
1	1:58.831	35.414	16.857	32.468	34.092	1:58.831
2	1:50.032	27.052	16.692	32.316	33.972	3:48.863
3	1:48.940	26.968	16.594	31.748	33.630	5:37.803
4	1:49.829	27.087	16.742	32.025	33.975	7:27.632
5	1:49.557	26.927	16.906	31.784	33.940	9:17.189
6	1:49.439	26.737	16.820	31.849	34.033	11:06.628
7	1:49.395	26.828	16.776	31.765	34.026	12:56.023
8	1:49.638	26.813	16.893	31.933	33.999	14:45.661
9	1:49.653	26.838	16.894	31.883	34.038	16:35.314



JuniorGP


Finetwork FIM JuniorGP Jerez

Race 2

Slow Sector Analysis

■ Personal Best ■ Session Best B Crossing the pit lane

Lap	Time	Sector 1	Sector 2	Sector 3	Sector 4	Elapsed	Lap	Time	Sector 1	Sector 2	Sector 3	Sector 4	Elapsed
10	1:49.725	26.784	16.993	31.908	34.040	18:25.039	13	1:48.659	26.746	16.424	31.804	33.685	23:39.622
11	1:49.795	26.892	16.923	31.906	34.074	20:14.834	14	1:48.798	26.697	16.449	32.048	33.604	25:28.420
12	1:50.201	27.002	16.915	32.070	34.214	22:05.035	15	1:48.937	26.776	16.545	31.919	33.697	27:17.357
13	1:50.417	27.117	16.982	32.199	34.119	23:55.452	58 LUCA LUNETTA ITA						
14	1:49.752	26.780	16.891	32.019	34.062	25:45.204	AC RACING TEAM KTM						
15	1:50.166	26.975	16.909	32.069	34.213	27:35.370	1	1:56.211	33.767	16.469	32.157	33.818	1:56.211
50 LEO RAMMERSTORFER AUT						HUSQVARNA							
LIQUI MOLY HUSQVARNA INTACT C													
1	1:57.395	34.770	16.470	32.495	33.660	1:57.395	2	1:48.548	26.542	16.686	31.630	33.690	3:44.759
2	1:49.331	26.830	16.363	32.352	33.786	3:46.726	3	1:48.270	26.717	16.308	31.733	33.512	5:33.029
3	1:48.525	26.823	16.477	31.810	33.415	5:35.251	4	1:48.783	26.505	16.682	31.829	33.767	7:21.812
4	1:48.628	26.692	16.454	31.801	33.681	7:23.879	5	1:48.231	26.503	16.276	31.973	33.479	9:10.043
5	1:49.204	27.152	16.403	32.014	33.635	9:13.083	6	1:48.008	26.599	16.323	31.549	33.537	10:58.051
6	1:48.806	26.786	16.550	31.753	33.717	11:01.889	7	1:48.080	26.588	16.463	31.570	33.459	12:46.131
7	1:48.307	26.615	16.497	31.647	33.548	12:50.196	8	1:49.346	26.839	16.817	32.041	33.649	14:35.477
8	1:49.284	26.859	16.633	32.006	33.786	14:39.480	9	1:48.528	26.608	16.596	31.785	33.539	16:24.005
9	1:49.082	26.676	16.630	31.876	33.900	16:28.562	10	1:48.415	26.627	16.552	31.816	33.420	18:12.420
10	1:49.685	26.849	16.801	31.988	34.047	18:18.247	11	1:48.739	26.935	16.418	31.919	33.467	20:01.159
11	1:49.344	26.803	16.744	31.937	33.860	20:07.591	12	1:48.325	26.706	16.460	31.694	33.465	21:49.484
12	1:49.997	27.068	16.748	32.205	33.976	21:57.588	13	2:05.806	26.788	16.477	48.453	34.088	23:55.290
13	1:49.353	26.887	16.643	31.937	33.886	23:46.941	14	1:49.265	26.757	16.788	31.854	33.866	25:44.555
14	1:49.820	26.853	16.705	31.966	34.296	25:36.761	15	1:49.316	26.704	16.854	31.863	33.895	27:33.871
15	1:49.454	26.860	16.807	31.946	33.841	27:26.215	69 MARCOS RUDA ESP						
55 NOAH DETTWILER CHE						KTM							
CUNA DE CAMPEONES													
1	1:56.916	34.510	16.515	32.411	33.480	1:56.916	1	1:56.803	34.401	16.432	32.312	33.658	1:56.803
2	1:49.493	26.972	16.427	32.459	33.635	3:46.409	2	1:49.254	26.805	16.587	32.316	33.546	3:46.057
3	1:48.298	26.593	16.320	31.998	33.387	5:34.707	3	1:48.513	26.796	16.365	31.911	33.441	5:34.570
4	1:48.488	26.732	16.342	31.874	33.540	7:23.195	4	1:48.224	26.687	16.266	31.790	33.481	7:22.794
5	1:48.471	26.673	16.376	31.944	33.478	9:11.666	5	1:48.397	26.601	16.382	31.921	33.493	9:11.191
6	1:49.022	26.821	16.498	31.694	34.009	11:00.688	6	1:48.551	26.559	16.407	32.047	33.538	10:59.742
7	1:48.590	26.853	16.521	31.785	33.431	12:49.278	7	1:48.347	26.630	16.344	31.723	33.650	12:48.089
8	1:48.661	26.647	16.458	31.861	33.695	14:37.939	8	1:48.911	26.558	16.754	31.804	33.795	14:37.000
9	1:48.642	26.575	16.420	31.818	33.829	16:26.581	9	1:48.532	26.453	16.608	31.734	33.737	16:25.532
10	1:48.870	26.644	16.520	31.618	34.088	18:15.451	10	1:48.541	26.511	16.623	31.744	33.663	18:14.073
11	1:48.457	26.572	16.577	31.680	33.628	20:03.908	11	1:48.229	26.514	16.579	31.619	33.517	20:02.302
12	1:49.071	26.825	16.542	31.616	34.088	21:52.979	12	1:48.096	26.457	16.503	31.625	33.511	21:50.398
13	1:48.995	26.814	16.571	31.738	33.872	23:41.974	13	1:48.399	26.594	16.633	31.616	33.556	23:38.797
14	1:49.287	26.695	16.660	31.815	34.117	25:31.261	14	1:48.997	26.653	16.672	31.735	33.937	25:27.794
15	1:49.328	26.858	16.734	31.805	33.931	27:20.589	15	1:49.396	27.097	16.639	31.694	33.966	27:17.190
57 DANIAL SHAHRIL MYS						HONDA							
ASIA TALENT TEAM													
1	1:56.419	33.675	16.429	32.520	33.795	1:56.419	71 TORIN COLLINS CAN						
2	1:49.230	27.033	16.471	32.180	33.546	3:45.649	AGR TEAM KTM						
3	1:48.523	26.676	16.458	31.925	33.464	5:34.172	1	1:58.100	35.321	16.698	32.194	33.887	1:58.100
4	1:48.385	26.595	16.378	31.815	33.597	7:22.557	2	1:49.431	26.788	16.683	31.920	34.040	3:47.531
5	1:48.528	26.764	16.399	31.867	33.498	9:11.085	3	1:49.242	26.814	16.701	31.871	33.856	5:36.773
6	1:48.458	26.569	16.392	31.881	33.616	10:59.543	4	1:50.360	26.901	16.888	31.957	34.614	7:27.133
7	1:48.745	26.696	16.411	31.944	33.694	12:48.288	5	1:50.965	27.573	16.870	32.260	34.262	9:18.098
8	1:48.870	26.514	16.646	31.912	33.798	14:37.158	6	1:49.919	26.870	16.769	32.200	34.080	11:08.017
9	1:48.942	26.550	16.488	32.036	33.868	16:26.100	7	1:49.989	26.982	16.996	32.024	33.987	12:58.006
10	1:48.281	26.473	16.497	31.896	33.415	18:14.381	8	1:50.446	27.013	17.016	32.135	34.282	14:48.452
11	1:48.159	26.572	16.428	31.726	33.433	20:02.540	74 ALEX GOURDON FRA						
12	1:48.423	26.583	16.415	31.872	33.553	21:50.963	TEAM ESTRELLA GALICIA 0,0 HONDA						
						1 1:58.279 35.469 16.738 32.206 33.866 1:58.279							
						2 1:49.387 26.717 16.690 32.027 33.953 3:47.666							
						3 1:49.909 26.719 16.743 32.425 34.022 5:37.575							
						4 1:50.033 26.967 16.898 32.080 34.088 7:27.608							



JuniorGP

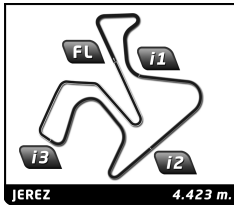
Finetwork FIM JuniorGP Jerez

Race 2

Slow Sector Analysis

■ Personal Best ■ Session Best B Crossing the pit lane

Lap	Time	Sector 1	Sector 2	Sector 3	Sector 4	Elapsed	Lap	Time	Sector 1	Sector 2	Sector 3	Sector 4	Elapsed	
78	JAKOB ROSENTHALER AUT							1	1:57.254	34.615	16.558	32.373	33.708	1:57.254
	LIQUI MOLY HUSQVARNA INTACT C HUSQVARNA							2	1:49.045	26.726	16.459	32.208	33.652	3:46.299
	1	1:56.767	34.172	16.537	32.588	33.470	1:56.767	3	1:48.711	26.881	16.300	31.978	33.552	5:35.010
	2	1:49.096	26.916	16.556	32.172	33.452	3:45.863	4	1:48.500	26.619	16.376	31.780	33.725	7:23.510
	3	1:48.599	26.802	16.473	31.893	33.431	5:34.462	5	1:48.345	26.693	16.475	31.727	33.450	9:11.855
	4	1:48.498	26.624	16.424	31.988	33.462	7:22.960	6	1:48.911	26.705	16.726	31.686	33.794	11:00.766
	5	1:48.487	26.778	16.421	31.850	33.438	9:11.447	7	1:48.756	26.950	16.498	31.771	33.537	12:49.522
	6	1:48.510	26.491	16.401	31.986	33.632	10:59.957	8	1:48.674	26.721	16.518	31.807	33.628	14:38.196
	7	1:48.443	26.658	16.479	31.835	33.471	12:48.400	9	1:48.916	26.781	16.538	31.816	33.781	16:27.112
	8	1:48.889	26.768	16.618	31.865	33.638	14:37.289	10	1:48.425	26.568	16.554	31.621	33.682	18:15.537
	9	1:48.662	26.644	16.487	31.723	33.808	16:25.951	11	1:48.713	26.601	16.648	31.829	33.635	20:04.250
	10	1:48.273	26.521	16.566	31.696	33.490	18:14.224	12	1:48.986	26.697	16.662	31.700	33.927	21:53.236
	11	1:48.222	26.543	16.459	31.720	33.500	20:02.446	13	1:49.120	26.770	16.614	31.931	33.805	23:42.356
	12	1:48.301	26.492	16.467	31.781	33.561	21:50.747	14	1:49.228	26.692	16.630	31.997	33.909	25:31.584
	13	1:48.737	26.711	16.541	31.818	33.667	23:39.484	15	1:49.373	26.838	16.655	31.744	34.136	27:20.957
	14	1:48.827	26.755	16.490	31.912	33.670	25:28.311							
	15	1:48.768	26.817	16.561	31.699	33.691	27:17.079							
83	ALVARO CARPE ESP							1	1:57.602	34.877	16.502	32.493	33.730	1:57.602
	STV LAGLISSE RACING HUSQVARNA							2	1:49.169	26.725	16.460	32.278	33.706	3:46.771
	1	1:55.252	33.000	16.385	32.181	33.686	1:55.252	3	1:48.622	26.899	16.509	31.842	33.372	5:35.393
	2	1:48.445	26.587	16.408	31.924	33.526	3:43.697	4	1:48.558	26.653	16.472	31.831	33.602	7:23.951
	3	1:48.349	26.506	16.437	32.115	33.291	5:32.046	5	1:49.208	26.831	16.557	31.846	33.974	9:13.159
	4	1:49.157	26.489	16.968	31.769	33.931	7:21.203	6	1:48.839	26.795	16.542	31.823	33.679	11:01.998
	5	1:48.091	26.424	16.425	31.734	33.508	9:09.294	7	1:48.498	26.718	16.544	31.715	33.521	12:50.496
	6	1:47.900	26.422	16.569	31.432	33.477	10:57.194	8	1:49.070	26.658	16.680	32.001	33.731	14:39.566
	7	1:47.904	26.551	16.420	31.465	33.468	12:45.098	9	1:49.178	26.696	16.629	31.937	33.916	16:28.744
	8	1:48.855	26.612	16.860	31.757	33.626	14:33.953	10	1:49.561	27.066	16.748	31.859	33.888	18:18.305
	9	1:49.019	26.579	16.910	31.957	33.573	16:22.972	11	1:49.355	26.836	16.702	32.048	33.769	20:07.660
	10	1:48.716	26.566	16.617	31.679	33.854	18:11.688	12	1:49.721	27.088	16.698	31.983	33.952	21:57.381
	11	1:48.319	26.607	16.597	31.603	33.512	20:00.007	13	1:49.724	26.978	16.883	32.009	33.854	23:47.105
	12	1:48.374	26.694	16.675	31.602	33.403	21:48.381	14	1:49.696	26.806	16.788	31.954	34.148	25:36.801
	13	1:48.605	26.686	16.690	31.677	33.552	23:36.986	15	1:49.609	26.913	16.799	32.048	33.849	27:26.410
	14	1:48.745	26.628	16.798	31.701	33.618	25:25.731							
	15	1:48.801	26.643	16.781	31.495	33.882	27:14.532							
85	XABIER ZURUTUZA ESP							1	1:56.615	34.227	16.483	32.286	33.619	1:56.615
	MTA JUNIOR TEAM KTM							2	1:48.583	26.892	16.519	31.912	33.260	3:45.198
	1	1:54.853	32.736	16.502	31.944	33.671	1:54.853	3	1:48.318	26.582	16.307	31.911	33.518	5:33.516
	2	1:48.993	26.588	16.673	31.934	33.798	3:43.846	4	1:48.445	26.632	16.369	31.736	33.708	7:21.961
	3	1:48.348	26.547	16.334	32.126	33.341	5:32.194	5	1:48.541	26.883	16.288	31.911	33.459	9:10.502
	4	1:48.790	26.502	16.557	31.967	33.764	7:20.984	6	1:48.418	26.768	16.324	31.846	33.480	10:58.920
	5	1:48.469	26.555	16.549	31.657	33.708	9:09.453	7	1:47.923	26.486	16.223	31.703	33.511	12:46.843
	6	1:48.365	26.485	16.437	31.714	33.729	10:57.818	8	1:49.111	26.713	16.412	32.335	33.651	14:35.954
	7	1:48.397	26.627	16.495	31.563	33.712	12:46.215	9	1:48.323	26.521	16.442	31.858	33.502	16:24.277
	8	1:48.819	26.679	16.614	31.819	33.707	14:35.034	10	1:48.235	26.627	16.433	31.827	33.348	18:12.512
	9	1:48.489	26.517	16.710	31.798	33.464	16:23.523	11	1:48.924	26.948	16.284	32.057	33.635	20:01.436
	10	1:48.523	26.623	16.416	31.948	33.536	18:12.046	12	1:48.298	26.688	16.332	31.706	33.572	21:49.734
	11	1:48.473	26.862	16.413	31.653	33.545	20:00.519	13	1:48.712	26.671	16.417	32.067	33.557	23:38.446
	12	1:48.374	26.722	16.345	31.844	33.463	21:48.893	14	1:48.182	26.424	16.380	31.838	33.540	25:26.628
	13	1:48.289	26.594	16.417	31.787	33.491	23:37.182	15	1:48.735	26.581	16.484	31.826	33.844	27:15.363
	14	1:48.658	26.640	16.639	31.863	33.516	25:25.840							
	15	1:49.089	26.777	16.647	31.741	33.924	27:14.929							
89	MARCOS URIARTE ESP							1	1:55.781	33.220	16.382	32.224	33.955	1:55.781
	STV LAGLISSE RACING HUSQVARNA							2	1:49.034	27.022	16.687	31.898	33.427	3:44.815
	1	1:55.781	33.220	16.382	32.224	33.955	1:55.781	3	1:49.103	27.389	16.542	31.761	33.411	5:33.918



JuniorGP

Finetwork FIM JuniorGP Jerez

Race 2

Slow Sector Analysis

■ Personal Best ■ Session Best B Crossing the pit lane

Lap	Time	Sector 1	Sector 2	Sector 3	Sector 4	Elapsed	Lap	Time	Sector 1	Sector 2	Sector 3	Sector 4	Elapsed
4	1:48.556	26.565	16.493	31.784	33.714	7:22.474							
5	2:27.679	26.750	16.448	1:09.145	35.336	9:50.153							
6	1:51.654	27.745	17.214	32.453	34.242	11:41.807							
7	1:50.634	27.343	16.900	32.334	34.057	13:32.441							
8	1:50.797	27.160	16.994	32.416	34.227	15:23.238							
9	1:51.214	27.343	17.203	32.290	34.378	17:14.452							
10	1:50.955	27.229	17.155	32.330	34.241	19:05.407							
11	1:51.523	27.474	17.057	32.596	34.396	20:56.930							
12	1:52.053	27.409	17.385	32.841	34.418	22:48.983							
13	1:51.564	27.372	17.028	32.682	34.482	24:40.547							
14	1:53.109	27.874	17.308	33.068	34.859	26:33.656							
15	1:52.319	27.547	17.162	32.899	34.711	28:25.975							