

JuniorGP

Finetwork FIM JuniorGP Jerez

Race 1 (15 Laps, 66,3 km.)

Classification

No	Rider	Nat	Team	Bike	Tires	Cl.	Laps	Total Time	Gap	Kph	Best Lap		
											Lap	Time	Kph
1	18 ÁNGEL PIQUERAS	ESP	TEAM ESTRELLA GALICIA 0.0	HONDA			15	27:09.185	-	146.6	4	1:47.275	148.4
2	83 ALVARO CARPE	ESP	STV LAGLISSE RACING	HUSQVARNA			15	27:09.305	+0.120	146.6	3	1:47.443	148.2
3	11 ADRIÁN CRUCES	ESP	FINETWORK MIR RACING TEAM	KTM			15	27:10.434	+1.249	146.5	5	1:47.676	147.9
4	58 LUCA LUNETTA	ITA	AC RACING TEAM	KTM			15	27:10.850	+1.665	146.5	5	1:47.487	148.1
5	14 CORMAC BUCHANAN	NZL	AGR TEAM	KTM			15	27:11.122	+1.937	146.4	5	1:47.808	147.7
6	12 JACOB ROULSTONE	AUS	ASPAR JUNIOR TEAM	GASGAS			15	27:10.912	+1.727	146.4	5	1:47.486	148.1
7	57 DANIAL SHAHRIL	MYS	ASIA TALENT TEAM	HONDA			15	27:11.237	+2.052	146.4	5	1:47.620	148.0
8	23 ELIA BARTOLINI	ITA	TEAM ESTRELLA GALICIA 0.0	HONDA			15	27:11.161	+1.976	146.4	4	1:47.655	147.9
9	78 JAKOB ROSENTHALER	AUT	LIQUI MOLY HUSQVARNA INTACT GP II JUNIOR TEAM	HUSQVARNA			15	27:11.333	+2.148	146.4	5	1:47.553	148.0
10	69 MARCOS RUDA	ESP	FINETWORK MIR RACING TEAM	KTM			15	27:11.394	+2.209	146.4	5	1:47.298	148.4
11	7 JOEL ESTEBAN	ESP	ASPAR JUNIOR TEAM	GASGAS			15	27:11.501	+2.316	146.4	3	1:47.399	148.3
12	5 TATCHAKORN BUASRI	THA	HONDA RACING THAILAND	HONDA			15	27:11.656	+2.471	146.4	4	1:47.934	147.5
13	55 NOAH DETTWILER	CHE	CUNA DE CAMPEONES	KTM			15	27:12.364	+3.179	146.3	5	1:47.635	147.9
14	89 MARCOS URIARTE	ESP	STV LAGLISSE RACING	HUSQVARNA			15	27:20.755	+11.570	145.6	5	1:48.341	147.0
15	50 LEO RAMMERSTORFER	AUT	LIQUI MOLY HUSQVARNA INTACT GP II JUNIOR TEAM	HUSQVARNA			15	27:20.781	+11.596	145.6	2	1:48.202	147.2
16	8 EDDIE O'SHEA	GBE	BRITISH TALENT TEAM	HONDA			15	27:23.788	+14.603	145.3	3	1:47.226	148.5
17	93 FADILLAH ARBI ADITAMA	IDN	ASTRA HONDA RACING TEAM	HONDA			15	27:25.279	+16.094	145.2	7	1:47.464	148.2
18	94 FACUNDO LLAMBIAS	URY	TEAM ESTRELLA GALICIA 0.0	HONDA			15	27:25.393	+16.208	145.2	3	1:47.951	147.5
19	71 TORIN COLLINS	CAN	AGR TEAM	KTM			15	27:35.170	+25.985	144.3	3	1:48.188	147.2
20	34 CESARE TIEZZI	ITA	AC RACING TEAM	KTM			15	27:39.131	+29.946	144.0	3	1:48.760	146.4
21	37 ALESSIO MATTEI	ITA	MTA JUNIOR TEAM	KTM			15	27:39.372	+30.187	143.9	3	1:48.772	146.4
22	91 KOTARO UCHIUMI	JPN	MTA JUNIOR TEAM	KTM			15	27:39.419	+30.234	143.9	4	1:49.060	146.0
23	74 ALEX GOURDON	FRA	TEAM ESTRELLA GALICIA 0.0	HONDA			15	27:39.447	+30.262	143.9	3	1:48.685	146.5
24	48 GABIN PLANQUES	FRA	FIRST BIKE ACADEMY	KTM			15	27:39.923	+30.738	143.9	4	1:49.005	146.1
Retired													
19	ALESSANDRO MOROSI	ITA	EAGLE-1	KTM			8	14:31.298			5	1:47.600	148.0
22	DAVID ALMANSA	ESP	FINETWORK MIR RACING TEAM	KTM			8	14:31.562			5	1:47.404	148.3
28	GEOFFREY EMMANUEL	IND	CUNA DE CAMPEONES	KTM			4	7:28.044			4	1:49.484	145.4
85	XABIER ZURUTUZA	ESP	MTA JUNIOR TEAM	KTM									

Pole Position:

Fastest Lap:


Lap3	EDDIE O'SHEA	1:47.226	148.5 Kph
------	--------------	----------	-----------

RIDERS NR. 12 & 23 DROP 1 POSITION DUE TO TRACK LIMITS INFRACTION LAST LAP

Published at:

Track Status: **DRY**


Clerk of the Course: Miguel Ángel Rodríguez	Timekeeper: José Antonio Ortega
---	---



JuniorGP
Finetwork FIM JuniorGP Jerez
Race 1

Lap Chart

No	Pos	Grid	Lap														
			1	2	3	4	5	6	7	8	9	10	11	12	13	14	15
18	1	18	14	14	83	18	18	12	12	12	12	83	83	18	83	83	18
85	2	85	18	18	8	8	8	18	23	23	83	12	12	83	18	18	83
14	3	14	23	23	14	23	23	22	22	83	23	18	18	23	7	23	11
22	4	22	83	83	23	83	12	23	83	18	18	23	23	12	23	11	58
23	5	23	22	12	18	12	22	83	69	58	58	8	11	7	8	7	12
8	6	8	12	8	12	22	69	8	8	8	8	58	8	11	11	69	14
94	7	94	8	22	22	14	83	58	18	11	69	11	7	8	58	57	23
83	8	83	11	11	69	69	14	69	58	69	11	7	69	58	12	12	57
12	9	12	58	69	11	58	58	14	11	14	7	69	58	78	69	78	78
57	10	57	19	58	7	7	7	7	7	7	78	14	93	69	78	14	69
19	11	19	69	19	58	11	11	11	14	19	14	93	78	93	93	58	7
11	12	11	7	7	19	19	19	19	19	78	93	78	57	57	5	5	5
58	13	58	78	57	78	78	78	78	78	22	57	57	5	5	5	55	55
78	14	78	57	78	57	57	57	57	93	57	5	5	55	14	14	89	89
7	15	7	5	5	5	93	93	93	57	93	55	55	14	55	55	50	50
69	16	69	93	93	93	5	55	55	5	5	89	89	89	89	89	8	8
5	17	5	94	55	55	55	5	5	55	55	50	50	50	50	50	94	93
93	18	93	55	94	94	94	94	50	89	89	94	94	94	94	94	93	94
89	19	89	50	50	71	71	71	89	50	50	71	71	71	71	71	71	71
50	20	50	71	71	50	50	50	71	94	94	37	34	34	37	37	34	34
55	21	55	34	89	89	89	89	89	94	71	71	74	74	74	74	74	37
71	22	71	89	34	34	34	34	34	74	37	34	37	37	34	34	37	91
37	23	37	91	74	74	74	74	91	91	91	91	48	91	91	48	48	74
34	24	34	74	91	37	91	37	37	37	74	48	91	48	48	91	91	48
74	25	74	48	48	91	48	91	74	34	34							
91	26	91	28	37	48	37	48	48	48	48							
28	27	28	37	28	28	28											
48	28	48															




JuniorGP

Finetwork FIM JuniorGP Jerez

Race 1

Best Sector Times

Sector 1			Sector 2			Sector 3			Sector 4			Pos	No	Ideal Lap	Best Lap	
Pos	No	Rider	Time	No	Rider	Time	No	Rider	Time	No	Rider					Time
1	14	C.BUCHANAN	26.258	7	J.ESTEBAN	16.135	83	A.CARPE	31.310	8	E.O'SHEA	33.015	1	8	1:46.953	1:47.226 (1)
2	58	L.LUNETTA	26.284	69	M.RUDA	16.143	85	X.ZURUTUZA	31.346	22	D.ALMANSA	33.137	2	83	1:47.043	1:47.443 (6)
3	8	E.O'SHEA	26.284	12	J.ROULSTONE	16.153	18	Á.PIQUERAS	31.362	83	A.CARPE	33.140	3	69	1:47.059	1:47.298 (3)
4	12	J.ROULSTONE	26.321	8	E.O'SHEA	16.178	78	J.ROSENTHALER	31.372	18	Á.PIQUERAS	33.157	4	18	1:47.105	1:47.275 (2)
5	83	A.CARPE	26.343	57	D.SHAHRIL	16.194	69	M.RUDA	31.379	93	F.ARBIDITAMA	33.171	5	12	1:47.159	1:47.486 (8)
6	69	M.RUDA	26.351	18	Á.PIQUERAS	16.206	58	L.LUNETTA	31.379	69	M.RUDA	33.186	6	58	1:47.176	1:47.487 (9)
7	23	E.BARTOLINI	26.355	22	D.ALMANSA	16.206	23	E.BARTOLINI	31.431	19	A.MOROSI	33.215	7	78	1:47.198	1:47.553 (10)
8	78	J.ROSENTHALER	26.358	93	F.ARBIDITAMA	16.208	14	C.BUCHANAN	31.458	12	J.ROULSTONE	33.225	8	14	1:47.214	1:47.808 (16)
9	55	N.DETTWILER	26.374	78	J.ROSENTHALER	16.223	12	J.ROULSTONE	31.460	11	A.CRUCES	33.239	9	22	1:47.241	1:47.404 (5)
10	18	Á.PIQUERAS	26.380	58	L.LUNETTA	16.227	7	J.ESTEBAN	31.461	78	J.ROSENTHALER	33.245	10	23	1:47.283	1:47.655 (14)
11	93	F.ARBIDITAMA	26.401	55	N.DETTWILER	16.242	8	E.O'SHEA	31.476	23	E.BARTOLINI	33.251	11	93	1:47.319	1:47.464 (7)
12	22	D.ALMANSA	26.403	23	E.BARTOLINI	16.246	22	D.ALMANSA	31.495	14	C.BUCHANAN	33.252	12	7	1:47.329	1:47.399 (4)
13	94	F.LLAMBIAS	26.405	14	C.BUCHANAN	16.246	5	T.BUASRI	31.501	5	T.BUASRI	33.262	13	19	1:47.411	1:47.600 (11)
14	19	A.MOROSI	26.406	94	F.LLAMBIAS	16.246	19	A.MOROSI	31.507	58	L.LUNETTA	33.286	14	11	1:47.431	1:47.676 (15)
15	7	J.ESTEBAN	26.412	83	A.CARPE	16.250	11	A.CRUCES	31.508	57	D.SHAHRIL	33.298	15	57	1:47.442	1:47.620 (12)
16	57	D.SHAHRIL	26.414	11	A.CRUCES	16.260	71	T.COLLINS	31.515	7	J.ESTEBAN	33.321	16	5	1:47.498	1:47.934 (17)
17	11	A.CRUCES	26.424	19	A.MOROSI	16.283	57	D.SHAHRIL	31.536	55	N.DETTWILER	33.344	17	55	1:47.576	1:47.635 (13)
18	5	T.BUASRI	26.428	5	T.BUASRI	16.307	93	F.ARBIDITAMA	31.539	89	M.URIARTE	33.382	18	94	1:47.839	1:47.951 (18)
19	89	M.URIARTE	26.507	71	T.COLLINS	16.340	89	M.URIARTE	31.590	94	F.LLAMBIAS	33.462	19	89	1:47.900	1:48.341 (21)
20	50	L.RAMMERSTORFER	26.546	50	L.RAMMERSTORFER	16.347	55	N.DETTWILER	31.616	50	L.RAMMERSTORFER	33.482	20	71	1:48.033	1:48.188 (19)
21	74	A.GOURDON	26.549	37	A.MATTEI	16.397	50	L.RAMMERSTORFER	31.661	71	T.COLLINS	33.623	21	50	1:48.036	1:48.202 (20)
22	71	T.COLLINS	26.555	89	M.URIARTE	16.421	37	A.MATTEI	31.716	34	C.TIEZZI	33.725	22	37	1:48.570	1:48.772 (24)
23	34	C.TIEZZI	26.641	28	G.EMMANUEL	16.461	94	F.LLAMBIAS	31.726	74	A.GOURDON	33.758	23	74	1:48.667	1:48.685 (22)
24	37	A.MATTEI	26.674	48	G.PLANQUES	16.473	74	A.GOURDON	31.773	28	G.EMMANUEL	33.768	24	34	1:48.760	1:48.760 (23)
25	48	G.PLANQUES	26.689	85	X.ZURUTUZA	16.498	48	G.PLANQUES	31.792	37	A.MATTEI	33.783	25	48	1:48.792	1:49.005 (25)
26	91	K.UCHIUMI	26.712	91	K.UCHIUMI	16.504	34	C.TIEZZI	31.823	91	K.UCHIUMI	33.814	26	91	1:48.880	1:49.060 (26)
27	28	G.EMMANUEL	26.941	34	C.TIEZZI	16.571	91	K.UCHIUMI	31.850	48	G.PLANQUES	33.838	27	28	1:49.263	1:49.484 (27)



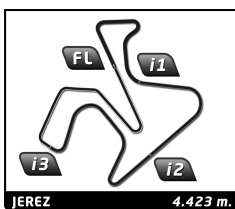
JuniorGP

Finetwork FIM JuniorGP Jerez

Race 1

Best Top Speed

No Rider	Team	Class	Top 1		Top 2		Top 3		Top 4		Top 5		
			Kph	Lap	Kph	Lap	Kph	Lap	Kph	Lap	Kph	Lap	Avg
7	JOEL ESTEBAN	ASPAR JUNIOR TEAM	217.7	9	217.3	3	216.9	10	215.6	2	215.1	1	216,5
69	MARCOS RUDA	FINETWORK MIR RACING TEAM	217.3	10	216.9	5	216.0	4	215.1	12	215.1	9	216,1
8	EDDIE O'SHEA	BRITISH TALENT TEAM	216.9	12	215.6	2	214.7	8	214.7	3	213.0	1	215,0
57	DANIAL SHAHRIL	ASIA TALENT TEAM	216.9	10	216.0	9	216.0	1	215.6	12	215.1	2	215,9
78	JAKOB ROSENTHALER	LIQUI MOLY HUSQVARNA INTACT GP JUNIOR TEAM	216.9	8	215.6	10	214.7	13	214.3	12	214.3	11	215,2
14	CORMAC BUCHANAN	AGR TEAM	216.4	10	216.4	9	215.6	11	214.7	5	214.3	12	215,5
28	GEOFFREY EMMANUEL	CUNA DE CAMPEONES	216.4	1	213.4	2	211.4	3	209.3	4			212,6
18	ÁNGEL PIQUERAS	TEAM ESTRELLA GALICIA 0,0	216.0	8	212.2	3	211.4	4	210.1	12	210.1	10	212,0
93	FADILLAH ARBI ADITAMA	ASTRA HONDA RACING TEAM	216.0	2	215.1	12	215.1	11	215.1	3	214.7	1	215,2
5	TATCHAKORN BUASRI	HONDA RACING THAILAND	215.6	1	215.1	3	214.3	2	213.4	6	211.4	5	214,0
22	DAVID ALMANSA	FINETWORK MIR RACING TEAM	215.6	4	214.3	2	213.4	3	213.4	5	213.4	6	214,0
50	LEO RAMMERSTORFER	LIQUI MOLY HUSQVARNA INTACT GP JUNIOR TEAM	215.6	1	210.9	3	210.9	2	209.3	8	208.9	9	211,1
11	ADRIÁN CRUCES	FINETWORK MIR RACING TEAM	215.1	3	214.7	9	214.3	13	214.3	12	214.3	7	214,5
55	NOAH DETTWILER	CUNA DE CAMPEONES	215.1	1	213.9	5	213.4	9	212.6	4	212.2	2	213,4
58	LUCA LUNETTA	AC RACING TEAM	215.1	13	215.1	12	214.7	5	213.9	4	213.4	7	214,4
91	KOTARO UCHIUMI	MTA JUNIOR TEAM	215.1	1	212.6	4	212.2	2	210.5	15	210.5	3	212,2
12	JACOB ROULSTONE	ASPAR JUNIOR TEAM	214.7	4	213.9	2	213.9	1	213.0	3	212.6	5	213,6
83	ALVARO CARPE	STV LAGLISSE RACING	214.7	2	214.3	7	213.4	8	213.0	6	212.2	5	213,5
48	GABIN PLANQUES	FIRST BIKE ACADEMY	214.3	1	213.9	2	212.6	3	210.5	4	210.1	5	212,3
74	ALEX GOURDON	TEAM ESTRELLA GALICIA 0,0	214.3	1	210.9	2	209.7	7	209.3	11	208.9	10	210,6
37	ALESSIO MATTEI	MTA JUNIOR TEAM	213.9	2	213.4	3	213.4	1	211.4	5	209.7	4	212,4
19	ALESSANDRO MOROSI	EAGLE-1	213.4	2	213.4	8	211.8	6	211.4	1	211.4	7	212,3
34	CESARE TIEZZI	AC RACING TEAM	213.4	1	210.5	7	210.1	2	209.7	3	208.1	9	210,4
94	FACUNDO LLAMBIAS	TEAM ESTRELLA GALICIA 0,0	213.0	1	212.6	2	211.8	3	209.3	7	208.1	4	211,0
23	ELIA BARTOLINI	TEAM ESTRELLA GALICIA 0,0	212.2	11	212.2	6	211.4	10	210.5	8	210.5	5	211,4
71	TORIN COLLINS	AGR TEAM	211.4	1	210.5	3	209.3	2	208.9	6	208.1	5	209,6
89	MARCOS URIARTE	STV LAGLISSE RACING	210.9	1	207.3	7	207.3	6	205.7	3	205.7	2	207,4
85	XABIER ZURUTUZA	MTA JUNIOR TEAM											




JuniorGP

Finetwork FIM JuniorGP Jerez

Race 1

Fastest Lap Sequence

Elapsed	No	Rider	Team	Bike	Class	Time	Kph	Lap
3:42.108	14	CORMAC BUCHANAN	AGR TEAM	KTM		1:47.810	147.7	2
3:42.160	18	ÁNGEL PIQUERAS	TEAM ESTRELLA GALICIA 0,0	HONDA		1:47.678	147.9	2
3:42.635	12	JACOB ROULSTONE	ASPAR JUNIOR TEAM	GASGAS		1:47.607	148.0	2
3:42.664	8	EDDIE O'SHEA	BRITISH TALENT TEAM	HONDA		1:47.585	148.0	2
3:43.189	69	MARCOS RUDA	FINETWORK MIR RACING TEAM	KTM		1:47.397	148.3	2
5:29.890	8	EDDIE O'SHEA	BRITISH TALENT TEAM	HONDA		1:47.226	148.5	3



JuniorGP

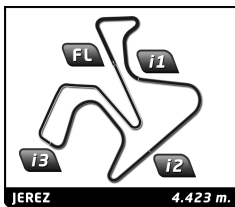
Finetwork FIM JuniorGP Jerez

Race 1

Analysis by lap

Lapped ■

No	Lap Time	Gap	No	Lap Time	Gap	No	Lap Time	Gap	No	Lap Time	Gap	No	Lap Time	Gap
Lap 1			28	1:49.985	6.914	48	1:49.005	9.218	37	1:50.387	12.639	74	1:50.511	16.237
14	1:54.298	0.000	Lap 3			37	1:49.368	9.255	74	1:50.495	12.655	34	1:50.138	16.285
18	1:54.482	0.184	83	1:47.443		28	1:49.484	10.549	48	1:50.287	12.972	48	1:50.052	16.403
23	1:54.494	0.196	8	1:47.226	0.066	Lap 5			Lap 7			Lap 9		
83	1:54.588	0.290	14	1:47.866	0.150	18	1:47.663		12	1:48.232		12	1:48.501	
22	1:54.754	0.456	23	1:47.786	0.234	8	1:47.655	0.115	23	1:48.043	0.056	83	1:48.411	0.036
12	1:55.028	0.730	18	1:48.060	0.396	23	1:47.661	0.216	22	1:48.344	0.216	23	1:48.828	0.392
8	1:55.079	0.781	12	1:47.847	0.658	12	1:47.486	0.469	83	1:48.309	0.362	18	1:48.428	0.402
11	1:55.202	0.904	22	1:47.680	0.754	22	1:47.404	0.528	69	1:48.379	0.723	58	1:48.390	0.424
58	1:55.461	1.163	69	1:47.537	0.902	69	1:47.298	0.714	8	1:48.626	0.726	8	1:48.259	0.476
19	1:55.684	1.386	11	1:47.904	1.062	83	1:48.237	0.900	18	1:48.936	0.753	69	1:48.315	0.665
69	1:55.792	1.494	7	1:47.399	1.143	14	1:47.808	1.018	58	1:48.636	0.949	11	1:48.442	0.724
7	1:56.097	1.799	58	1:47.643	1.209	58	1:47.487	1.114	11	1:47.930	1.021	7	1:48.343	0.839
78	1:56.265	1.967	19	1:47.903	1.600	7	1:47.712	1.380	7	1:48.054	1.061	78	1:48.187	0.972
57	1:56.642	2.344	78	1:47.899	2.637	11	1:47.676	1.436	14	1:48.674	1.116	14	1:48.724	1.109
5	1:56.768	2.470	57	1:48.003	2.735	19	1:47.600	1.841	19	1:48.061	1.341	93	1:48.263	1.472
93	1:56.893	2.595	5	1:48.246	3.143	78	1:47.553	2.507	78	1:47.699	1.434	57	1:48.560	1.526
94	1:57.036	2.738	93	1:48.292	3.386	57	1:47.620	2.693	93	1:47.464	1.788	5	1:47.990	2.849
55	1:57.373	3.075	55	1:48.037	3.626	93	1:47.675	3.193	57	1:47.732	1.801	55	1:48.285	3.332
50	1:57.564	3.266	94	1:47.951	3.769	55	1:47.635	3.620	5	1:48.260	3.623	89	1:48.564	8.259
71	1:57.808	3.510	71	1:48.188	4.488	5	1:48.013	3.756	55	1:48.534	3.854	50	1:48.645	8.457
34	1:58.320	4.022	50	1:48.799	4.741	94	1:49.273	6.478	89	1:48.691	8.014	94	1:48.945	9.651
89	1:58.396	4.098	89	1:48.564	6.003	71	1:48.959	6.862	50	1:49.038	8.122	71	1:50.002	12.070
91	1:58.429	4.131	34	1:48.760	6.706	50	1:48.911	6.863	94	1:49.380	9.198	37	1:50.318	17.637
74	1:58.631	4.333	74	1:48.685	6.925	89	1:48.341	7.452	71	1:49.712	9.485	74	1:49.958	17.694
48	1:58.823	4.525	37	1:48.772	7.558	34	1:49.784	10.270	74	1:49.758	14.181	34	1:49.987	17.771
28	1:59.037	4.739	91	1:49.359	7.611	74	1:49.805	10.430	91	1:50.111	14.204	91	1:50.452	17.846
37	1:59.201	4.903	48	1:49.418	7.884	37	1:48.930	10.522	37	1:49.894	14.301	48	1:50.544	18.446
Lap 2			28	1:49.538	8.736	91	1:49.279	10.616	34	1:50.523	14.602	Lap 10		
14	1:47.810		Lap 4			48	1:49.400	10.955	48	1:50.066	14.806	83	1:48.365	
18	1:47.678	0.052	18	1:47.275		Lap 6			Lap 8			12	1:48.570	0.169
23	1:47.778	0.164	8	1:47.728	0.123	12	1:47.801		12	1:48.455		18	1:48.172	0.173
83	1:47.793	0.273	23	1:47.655	0.218	18	1:48.319	0.049	23	1:48.464	0.065	23	1:48.223	0.214
12	1:47.607	0.527	83	1:47.997	0.326	22	1:47.846	0.104	83	1:48.219	0.126	8	1:48.261	0.336
8	1:47.585	0.556	12	1:47.659	0.646	23	1:48.299	0.245	18	1:48.177	0.475	58	1:48.472	0.495
22	1:48.144	0.790	22	1:47.704	0.787	83	1:47.655	0.285	58	1:48.041	0.535	11	1:48.225	0.548
11	1:47.780	0.874	14	1:48.394	0.873	8	1:48.487	0.332	8	1:48.447	0.718	7	1:48.206	0.644
69	1:47.397	1.081	69	1:47.848	1.079	58	1:47.701	0.545	11	1:48.217	0.783	69	1:48.457	0.721
58	1:47.929	1.282	58	1:47.752	1.290	69	1:48.132	0.576	69	1:48.583	0.851	14	1:48.112	0.820
19	1:47.837	1.413	7	1:47.859	1.331	14	1:47.926	0.674	14	1:48.225	0.886	93	1:48.174	1.245
7	1:47.471	1.460	11	1:48.032	1.423	7	1:48.129	1.239	7	1:48.391	0.997	78	1:48.865	1.436
57	1:47.914	2.448	19	1:47.975	1.904	11	1:48.157	1.323	19	1:48.297	1.183	57	1:48.609	1.734
78	1:48.297	2.454	78	1:47.651	2.617	19	1:47.941	1.512	78	1:48.307	1.286	5	1:48.292	2.740
5	1:47.953	2.613	57	1:47.672	2.736	78	1:47.730	1.967	22	1:49.686	1.447	55	1:47.913	2.844
93	1:48.025	2.810	93	1:47.466	3.181	57	1:47.878	2.301	57	1:48.121	1.467	89	1:48.870	8.728
55	1:48.040	3.305	5	1:47.934	3.406	93	1:47.633	2.556	93	1:48.377	1.710	50	1:49.177	9.233
94	1:48.606	3.534	55	1:47.693	3.648	55	1:48.202	3.552	5	1:48.192	3.360	94	1:49.184	10.434
50	1:48.202	3.658	94	1:48.770	4.868	5	1:48.109	3.595	55	1:48.149	3.548	71	1:50.390	14.059
71	1:48.316	4.016	71	1:48.749	5.566	50	1:48.723	7.316	89	1:48.637	8.196	34	1:50.354	19.724
89	1:48.867	5.155	50	1:48.545	5.615	89	1:48.373	7.555	50	1:48.646	8.313	74	1:50.701	19.994
34	1:49.450	5.662	89	1:48.442	6.774	71	1:49.413	8.005	94	1:48.464	9.207	37	1:50.765	20.001
74	1:49.433	5.956	34	1:49.114	8.149	94	1:49.842	8.050	71	1:49.539	10.569	48	1:50.124	20.169
91	1:49.647	5.968	74	1:49.034	8.288	34	1:50.311	12.311	37	1:49.974	15.820	91	1:50.902	20.347
48	1:49.467	6.182	91	1:49.060	9.000	91	1:49.979	12.325	91	1:50.146	15.895			
37	1:49.409	6.502												



JuniorGP


Finetwork FIM JuniorGP Jerez

Race 1

Analysis by lap

Lapped ■

No	Lap Time	Gap	No	Lap Time	Gap	No	Lap Time	Gap	No	Lap Time	Gap	No	Lap Time	Gap
Lap 11														
			7	1:48.371	0.116	23	1:49.758	1.976						
			23	1:48.780	0.274	57	1:49.079	2.052						
83	1:48.561		8	1:48.534	0.505	78	1:48.881	2.148						
12	1:48.528	0.136	11	1:48.672	0.574	69	1:49.340	2.209						
18	1:48.528	0.140	58	1:48.538	0.689	7	1:50.000	2.316						
23	1:48.522	0.175	12	1:49.009	0.692	5	1:48.865	2.471						
11	1:48.307	0.294	69	1:48.478	0.776	55	1:48.875	3.179						
8	1:48.602	0.377	78	1:48.586	0.840	89	1:49.779	11.570						
7	1:48.404	0.487	93	1:48.398	0.943	50	1:49.658	11.596						
69	1:48.450	0.610	57	1:48.328	1.032	8	1:49.498	14.603						
58	1:48.859	0.793	5	1:48.259	1.850	93	1:48.552	16.094						
93	1:48.243	0.927	14	1:48.108	2.074	94	1:49.531	16.208						
78	1:48.162	1.037	55	1:48.321	2.517	71	1:50.930	25.985						
57	1:48.066	1.239	89	1:49.052	9.511	34	1:50.248	29.946						
5	1:48.055	2.234	50	1:48.986	9.901	37	1:50.301	30.187						
55	1:48.474	2.757	94	1:49.751	13.444	91	1:50.118	30.234						
14	1:50.690	2.949	71	1:51.063	20.791	74	1:50.419	30.262						
89	1:48.592	8.759	37	1:50.544	25.831	48	1:50.703	30.738						
50	1:48.226	8.898	74	1:50.732	26.024									
94	1:49.203	11.076	34	1:50.571	26.056									
71	1:50.266	15.764	48	1:50.204	26.245									
34	1:50.475	21.638	91	1:50.733	26.276									
74	1:50.343	21.776												
37	1:50.368	21.808	Lap 14											
91	1:50.160	21.946	83	1:48.434										
48	1:50.976	22.584	18	1:48.786	0.433									
			23	1:48.692	0.532									
			11	1:48.446	0.586									
			7	1:48.948	0.630									
			69	1:48.841	1.183									
			57	1:48.689	1.287									
			12	1:49.167	1.425									
			78	1:49.175	1.581									
			14	1:47.990	1.630									
			58	1:49.458	1.713									
			5	1:48.504	1.920									
			55	1:48.535	2.618									
			89	1:49.028	10.105									
			50	1:48.785	10.252									
			8	2:01.348	13.419									
			94	1:49.981	14.991									
			93	2:03.347	15.856									
			71	1:51.012	23.369									
			34	1:50.390	28.012									
			74	1:50.567	28.157									
			37	1:50.803	28.200									
			48	1:50.538	28.349									
			91	1:50.588	28.430									
			Lap 15											
			18	1:47.881										
			83	1:48.434	0.120									
			11	1:48.977	1.249									
			58	1:48.266	1.665									
			12	1:48.616	1.727									
			14	1:48.621	1.937									
			Lap 12											
18	1:47.955													
83	1:48.184	0.089												
23	1:48.178	0.258												
12	1:48.406	0.447												
7	1:48.117	0.509												
11	1:48.467	0.666												
8	1:48.453	0.735												
58	1:48.217	0.915												
78	1:48.076	1.018												
69	1:48.547	1.062												
93	1:48.477	1.309												
57	1:48.324	1.468												
5	1:48.216	2.355												
14	1:47.876	2.730												
55	1:48.298	2.960												
89	1:48.559	9.223												
50	1:48.876	9.679												
94	1:49.476	12.457												
71	1:50.823	18.492												
37	1:50.338	24.051												
74	1:50.375	24.056												
34	1:50.706	24.249												
91	1:50.456	24.307												
48	1:50.316	24.805												
			Lap 13											
83	1:48.675													
18	1:48.845	0.081												



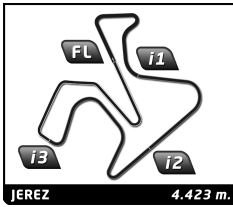
JuniorGP

Finetwork FIM JuniorGP Jerez

Race 1

Sector Analysis

— Invalidated Lap							■ Personal Best							■ Session Best							B Crossing the pit lane																																																
Lap	Time	Sector 1	Sector 2	Sector 3	Sector 4	T.Sp	Lap	Time	Sector 1	Sector 2	Sector 3	Sector 4	T.Sp	Lap	Time	Sector 1	Sector 2	Sector 3	Sector 4	T.Sp	Lap	Time	Sector 1	Sector 2	Sector 3	Sector 4	T.Sp																																										
18 ÁNGEL PIQUERAS ESP							1 1:55.461 34.021 16.403 31.642 33.395 211.8							2 1:47.929 26.712 16.296 31.482 33.439 210.5							3 1:47.643 26.431 16.306 31.379 33.527 211.4																																																
TEAM ESTRELLA GALICIA 0,0 HONDA							4 1:47.752 26.626 16.305 31.398 33.423 213.9							5 1:47.487 26.284 16.227 31.690 33.286 214.7							6 1:47.701 26.407 16.345 31.610 33.339 210.1																																																
1	1:54.482	32.781	16.705	31.594	33.402	206.9	7	1:48.636	26.777	16.289	31.876	33.694	213.4	8	1:48.041	26.644	16.271	31.649	33.477	211.8	9	1:48.390	26.531	16.349	31.709	33.801	212.6	10	1:48.472	26.793	16.396	31.731	33.552	212.2	11	1:48.859	26.972	16.405	31.944	33.538	212.2	12	1:48.217	26.607	16.463	31.754	33.393	215.1	13	1:48.538	26.558	16.231	32.056	33.693	215.1	14	1:49.458	26.730	16.387	31.711	34.630	209.3	15	1:48.266	26.596	16.429	31.535	33.706	208.1
83 ALVARO CARPE ESP							1 1:54.298 32.917 16.382 31.458 33.541 206.5							2 1:47.810 26.493 16.393 31.576 33.348 206.9							3 1:47.866 26.524 16.449 31.507 33.386 207.7																																																
STV LAGLISSE RACING HUSQVARNA							4 1:48.394 26.778 16.373 31.991 33.252 212.6							5 1:47.808 26.492 16.273 31.667 33.376 214.7							6 1:47.926 26.590 16.313 31.689 33.334 212.2																																																
1	1:54.588	33.144	16.339	31.530	33.575	211.4	7	1:48.674	26.873	16.300	31.886	33.615	212.6	8	1:48.225	26.686	16.454	31.673	33.412	210.5	9	1:48.724	26.854	16.275	31.755	33.840	216.4	10	1:48.112	26.635	16.246	31.809	33.422	216.4	11	1:50.690	26.766	16.290	31.785	35.849	215.6	12	1:47.876	26.445	16.366	31.542	33.523	214.3	13	1:48.108	26.582	16.317	31.813	33.396	210.9	14	1:47.990	26.258	16.275	31.788	33.669	212.2	15	1:48.621	26.611	16.512	31.763	33.735	207.3
11 ADRIÁN CRUCES ESP							1 1:55.028 33.474 16.300 31.869 33.385 213.9							2 1:47.607 26.425 16.190 31.726 33.266 213.9							3 1:47.847 26.539 16.285 31.460 33.563 213.0																																																
FINETWORK MIR RACING TEAM KTM							4 1:47.659 26.552 16.153 31.625 33.329 214.7							5 1:47.486 26.321 16.293 31.647 33.225 212.6							6 1:47.801 26.396 16.384 31.548 33.473 206.1																																																
1	1:55.202	33.683	16.323	31.877	33.319	214.3	7	1:48.232	26.611	16.512	31.648	33.461	206.9	8	1:48.455	26.702	16.482	31.751	33.520	207.7	9	1:48.501	26.614	16.614	31.693	33.580	205.7	10	1:48.570	26.634	16.540	31.685	33.711	209.3	11	1:48.528	26.580	16.431	31.679	33.838	209.7	12	1:48.406	26.622	16.562	31.768	33.454	206.5	13	1:49.009	26.623	16.432	32.042	33.912	209.7	14	1:49.167	26.819	16.325	31.972	34.051	211.8	15	1:48.616	26.568	16.343	31.799	33.906	210.9
57 DANIAL SHAHRIL MYS							1 1:56.642 34.179 16.430 32.468 33.565 216.0							2 1:47.914 26.511 16.233 31.753 33.417 215.1							3 1:48.003 26.651 16.420 31.620 33.312 213.0																																																
ASIA TALENT TEAM HONDA																																																																					
58 LUCA LUNETTA ITA																																																																					
AC RACING TEAM KTM																																																																					



JuniorGP

Finetwork FIM JuniorGP Jerez

Race 1

Sector Analysis

— Invalidated Lap ■ Personal Best ■ Session Best B Crossing the pit lane

Lap	Time	Sector 1	Sector 2	Sector 3	Sector 4	T.Spd	Lap	Time	Sector 1	Sector 2	Sector 3	Sector 4	T.Spd
4	1:47.672	26.512	16.326	31.536	33.298	213.0	7	1:48.379	26.638	16.214	32.008	33.519	214.7
5	1:47.620	26.449	16.225	31.648	33.298	213.9	8	1:48.583	26.415	16.197	31.901	34.070	213.4
6	1:47.878	26.494	16.325	31.702	33.357	212.2	9	1:48.315	26.796	16.286	31.661	33.572	215.1
7	1:47.732	26.414	16.248	31.746	33.324	214.3	10	1:48.457	26.947	16.194	31.847	33.469	217.3
8	1:48.121	26.568	16.301	31.857	33.395	213.0	11	1:48.450	26.811	16.321	31.875	33.443	211.8
9	1:48.560	26.631	16.243	31.913	33.773	216.0	12	1:48.547	26.689	16.481	31.719	33.658	215.1
10	1:48.609	26.600	16.194	32.405	33.410	216.9	13	1:48.478	26.663	16.314	31.847	33.654	211.8
11	1:48.066	26.492	16.325	31.714	33.535	213.0	14	1:48.841	26.812	16.300	32.009	33.720	214.7
12	1:48.324	26.737	16.253	31.974	33.360	215.6	15	1:49.340	26.377	16.565	31.596	34.802	207.3
13	1:48.328	26.637	16.359	31.871	33.461	212.2							
14	1:48.689	26.921	16.237	31.953	33.578	213.9							
15	1:49.079	26.495	16.355	32.102	34.127	207.3							

23 ELIA BARTOLINI ITA
TEAM ESTRELLA GALICIA 0,0 HONDA

1	1:54.494	32.835	16.595	31.448	33.616	210.5
2	1:47.778	26.491	16.246	31.747	33.294	209.3
3	1:47.786	26.479	16.498	31.558	33.251	208.9
4	1:47.655	26.456	16.422	31.518	33.259	207.7
5	1:47.661	26.360	16.565	31.431	33.305	210.5
6	1:48.299	26.576	16.515	31.793	33.415	212.2
7	1:48.043	26.634	16.323	31.660	33.426	210.1
8	1:48.464	26.805	16.388	31.783	33.488	210.5
9	1:48.828	26.620	16.603	31.938	33.667	203.4
10	1:48.223	26.355	16.529	31.740	33.599	211.4
11	1:48.522	26.662	16.455	31.782	33.623	212.2
12	1:48.178	26.655	16.466	31.574	33.483	208.9
13	1:48.780	26.581	16.621	31.915	33.663	209.7
14	1:48.692	26.984	16.448	31.677	33.583	209.3
15	1:49.758	26.586	16.708	31.757	34.707	208.9

78 JAKOB ROSENTHALER AUT
LIQUI MOLY HUSQVARNA INTACT C HUSQVARNA

1	1:56.265	34.387	16.432	32.145	33.301	214.3
2	1:48.297	26.696	16.396	31.556	33.649	212.6
3	1:47.899	26.550	16.478	31.430	33.441	212.6
4	1:47.651	26.532	16.370	31.372	33.377	210.5
5	1:47.553	26.358	16.365	31.562	33.268	209.7
6	1:47.730	26.441	16.441	31.469	33.379	209.7
7	1:47.699	26.583	16.355	31.438	33.323	211.4
8	1:48.307	26.675	16.266	31.979	33.387	216.9
9	1:48.187	26.701	16.305	31.809	33.372	213.9
10	1:48.865	26.720	16.223	32.677	33.245	215.6
11	1:48.162	26.480	16.335	31.860	33.487	214.3
12	1:48.076	26.600	16.421	31.759	33.296	214.3
13	1:48.586	26.553	16.245	31.996	33.792	214.7
14	1:49.175	27.193	16.399	31.860	33.723	211.8
15	1:48.881	26.620	16.354	31.879	34.028	211.8

69 MARCOS RUDA ESP
FINETWORK MIR RACING TEAM KTM

1	1:55.792	34.243	16.459	31.642	33.448	215.1
2	1:47.397	26.488	16.196	31.379	33.334	213.9
3	1:47.537	26.351	16.272	31.412	33.502	214.7
4	1:47.848	26.527	16.143	31.772	33.406	216.0
5	1:47.298	26.436	16.163	31.513	33.186	216.9
6	1:48.132	26.513	16.349	31.778	33.492	214.7

7 JOEL ESTEBAN ESP
ASPAR JUNIOR TEAM GASGAS

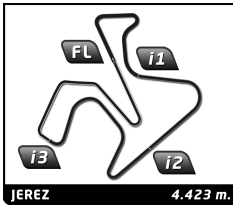
1	1:56.097	34.486	16.437	31.749	33.425	215.1
2	1:47.471	26.464	16.135	31.480	33.392	215.6
3	1:47.399	26.412	16.154	31.487	33.346	217.3
4	1:47.859	26.520	16.210	31.593	33.536	214.7
5	1:47.712	26.535	16.355	31.501	33.321	212.2
6	1:48.129	26.720	16.440	31.461	33.508	210.1
7	1:48.054	26.482	16.299	31.671	33.602	214.3
8	1:48.391	26.886	16.266	31.821	33.418	212.6
9	1:48.343	26.890	16.201	31.864	33.388	217.7
10	1:48.206	26.660	16.228	31.863	33.455	216.9
11	1:48.404	26.725	16.409	31.700	33.570	214.3
12	1:48.117	26.703	16.323	31.682	33.409	213.4
13	1:48.371	26.425	16.478	31.825	33.643	207.3
14	1:48.948	26.590	16.718	31.830	33.810	205.7
15	1:50.000	26.611	16.526	33.297	33.566	208.5

5 TATCHAKORN BUASRI THA
HONDA RACING THAILAND HONDA

1	1:56.768	34.631	16.394	32.206	33.537	215.6
2	1:47.953	26.587	16.320	31.642	33.404	214.3
3	1:48.246	26.672	16.307	31.842	33.425	215.1
4	1:47.934	26.517	16.337	31.818	33.262	210.1
5	1:48.013	26.464	16.339	31.848	33.362	211.4
6	1:48.109	26.592	16.397	31.652	33.468	213.4
7	1:48.260	26.555	16.516	31.640	33.549	208.5
8	1:48.192	26.531	16.415	31.679	33.567	209.3
9	1:47.990	26.514	16.454	31.501	33.521	209.3
10	1:48.292	26.473	16.554	31.648	33.617	208.1
11	1:48.055	26.506	16.474	31.583	33.492	209.3
12	1:48.216	26.506	16.476	31.716	33.518	210.5
13	1:48.259	26.569	16.491	31.673	33.526	208.5
14	1:48.504	26.428	16.558	32.012	33.506	208.1
15	1:48.865	26.832	16.551	31.901	33.581	209.3

55 NOAH DETTWILER CHE
CUNA DE CAMPEONES KTM

1	1:57.373	34.803	16.487	32.259	33.824	215.1
2	1:48.040	26.495	16.324	31.702	33.519	212.2
3	1:48.037	26.556	16.372	31.671	33.438	210.9
4	1:47.693	26.374	16.242	31.733	33.344	212.6
5	1:47.635	26.384	16.262	31.634	33.355	213.9
6	1:48.202	26.554	16.452	31.616	33.580	209.3
7	1:48.534	26.516	16.705	31.747	33.566	210.1
8	1:48.149	26.456	16.435	31.631	33.627	210.9
9	1:48.285	26.503	16.313	31.934	33.535	213.4



JuniorGP


Finetwork FIM JuniorGP Jerez

Race 1

Sector Analysis

— Invalidated Lap ■ Personal Best ■ Session Best B Crossing the pit lane

Lap	Time	Sector 1	Sector 2	Sector 3	Sector 4	T.Sp	Lap	Time	Sector 1	Sector 2	Sector 3	Sector 4	T.Sp
10	1:47.913	26.468	16.402	31.659	33.384	211.4	13	1:48.534	26.436	16.369	32.161	33.568	210.9
11	1:48.474	26.544	16.460	31.682	33.788	210.9	14	2:01.348	26.335	16.615	32.143	46.255	203.0
12	1:48.298	26.503	16.450	31.854	33.491	211.4	15	1:49.498	26.904	16.766	31.912	33.916	203.0
13	1:48.321	26.588	16.362	31.781	33.590	210.5	93 FADILLAH ARBI ADITAMA IDN						
14	1:48.535	26.519	16.542	31.729	33.745	207.7	ASTRA HONDA RACING TEAM HONDA						
15	1:48.875	26.627	16.554	31.877	33.817	208.1	1	1:56.893	34.673	16.443	32.227	33.550	214.7
89 MARCOS URIARTE ESP							2	1:48.025	26.512	16.345	31.866	33.302	216.0
STV LAGLISSE RACING HUSQVARNA							3	1:48.292	26.593	16.229	31.905	33.565	215.1
1	1:58.396	35.445	16.550	32.286	34.115	210.9	4	1:47.466	26.401	16.208	31.660	33.197	213.9
2	1:48.867	26.800	16.572	31.906	33.589	205.7	5	1:47.675	26.475	16.361	31.634	33.205	210.1
3	1:48.564	26.687	16.490	31.741	33.646	205.7	6	1:47.633	26.433	16.377	31.539	33.284	209.7
4	1:48.442	26.605	16.451	31.777	33.609	204.5	7	1:47.464	26.503	16.246	31.544	33.171	211.4
5	1:48.341	26.662	16.570	31.727	33.382	203.4	8	1:48.377	26.735	16.288	31.864	33.490	213.0
6	1:48.373	26.507	16.421	31.733	33.712	207.3	9	1:48.263	26.745	16.376	31.666	33.476	210.9
7	1:48.691	26.548	16.592	31.809	33.742	207.3	10	1:48.174	26.551	16.247	32.056	33.320	213.4
8	1:48.637	26.669	16.542	31.734	33.692	204.5	11	1:48.243	26.493	16.295	31.871	33.584	215.1
9	1:48.564	26.592	16.585	31.590	33.797	204.9	12	1:48.477	26.801	16.377	31.926	33.373	215.1
10	1:48.870	26.693	16.636	31.670	33.871	201.5	13	1:48.398	26.641	16.245	31.841	33.671	212.2
11	1:48.592	26.591	16.591	31.648	33.762	202.2	14	2:03.347	26.873	16.254	45.522	34.698	212.6
12	1:48.559	26.631	16.542	31.626	33.760	202.6	15	1:48.552	26.805	16.476	31.725	33.546	206.1
13	1:49.052	26.708	16.632	31.739	33.973	201.1	94 FACUNDO LLAMBIAS URY						
14	1:49.028	26.598	16.659	31.719	34.052	200.4	TEAM ESTRELLA GALICIA 0,0 HONDA						
15	1:49.779	27.440	16.538	31.977	33.824	203.8	1	1:57.036	34.345	16.429	32.351	33.911	213.0
50 LEO RAMMERSTORFER AUT							2	1:48.606	26.675	16.246	32.017	33.668	212.6
LIQUI MOLY HUSQVARNA INTACT C HUSQVARNA							3	1:47.951	26.405	16.358	31.726	33.462	211.8
1	1:57.564	35.033	16.586	32.119	33.826	215.6	4	1:48.770	26.600	16.587	31.877	33.706	208.1
2	1:48.202	26.632	16.347	31.741	33.482	210.9	5	1:49.273	26.651	16.592	32.038	33.992	206.5
3	1:48.799	26.681	16.409	32.043	33.666	210.9	6	1:49.842	26.821	16.721	31.953	34.347	206.1
4	1:48.545	26.689	16.409	31.819	33.628	208.9	7	1:49.380	27.004	16.550	32.041	33.785	209.3
5	1:48.911	26.638	16.524	31.822	33.927	208.5	8	1:48.464	26.627	16.567	31.792	33.478	206.1
6	1:48.723	26.554	16.625	31.781	33.763	208.9	9	1:48.945	26.827	16.680	31.730	33.708	204.9
7	1:49.038	26.725	16.598	31.722	33.993	206.9	10	1:49.184	26.739	16.695	32.002	33.748	205.3
8	1:48.646	26.793	16.413	31.793	33.647	209.3	11	1:49.203	26.751	16.719	31.987	33.746	204.5
9	1:48.645	26.745	16.353	31.823	33.724	208.9	12	1:49.476	26.883	16.866	31.933	33.794	204.2
10	1:49.177	27.226	16.451	31.870	33.630	208.5	13	1:49.751	26.877	16.802	32.080	33.992	202.6
11	1:48.226	26.546	16.480	31.661	33.539	207.7	14	1:49.981	26.919	16.807	32.179	34.076	201.9
12	1:48.876	26.703	16.548	31.896	33.729	207.7	15	1:49.531	26.837	16.756	31.907	34.031	203.4
13	1:48.986	26.822	16.615	31.857	33.692	204.5	71 TORIN COLLINS CAN						
14	1:48.785	26.676	16.553	31.877	33.679	206.5	AGR TEAM KTM						
15	1:49.658	27.067	16.668	31.922	34.001	203.0	1	1:57.808	35.361	16.471	32.012	33.964	211.4
8 EDDIE O'SHEA GBE							2	1:48.316	26.632	16.417	31.644	33.623	209.3
BRITISH TALENT TEAM HONDA							3	1:48.188	26.555	16.340	31.515	33.778	210.5
1	1:55.079	33.365	16.274	32.107	33.333	213.0	4	1:48.749	26.658	16.686	31.571	33.834	206.1
2	1:47.585	26.457	16.178	31.765	33.185	215.6	5	1:48.959	26.861	16.588	31.848	33.662	208.1
3	1:47.226	26.284	16.301	31.476	33.165	214.7	6	1:49.413	27.072	16.627	31.854	33.860	208.9
4	1:47.728	26.541	16.508	31.664	33.015	206.1	7	1:49.712	26.945	16.630	32.172	33.965	206.1
5	1:47.655	26.426	16.667	31.533	33.029	206.1	8	1:49.539	26.848	16.795	31.847	34.049	204.5
6	1:48.487	26.641	16.510	31.929	33.407	207.7	9	1:50.002	26.971	16.839	31.897	34.295	203.4
7	1:48.626	26.774	16.256	31.877	33.719	209.7	10	1:50.390	27.007	16.898	32.111	34.374	203.8
8	1:48.447	26.574	16.293	32.015	33.565	214.7	11	1:50.266	27.008	16.862	32.041	34.355	203.8
9	1:48.259	26.730	16.340	31.692	33.497	211.4	12	1:50.823	27.144	16.985	32.300	34.394	203.0
10	1:48.261	26.622	16.287	31.850	33.502	212.6	13	1:51.063	27.155	17.094	32.267	34.547	201.9
11	1:48.602	26.485	16.403	32.333	33.381	208.9	14	1:51.012	27.161	17.050	32.268	34.533	201.5
12	1:48.453	26.868	16.313	31.852	33.420	216.9	15	1:50.930	27.026	17.027	32.351	34.526	201.1



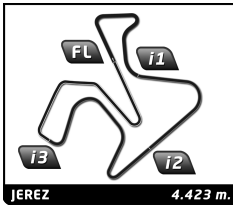
JuniorGP

Finetwork FIM JuniorGP Jerez

Race 1

Sector Analysis

— Invalidated Lap							■ Personal Best	■ Session Best	B Crossing the pit lane					
Lap	Time	Sector 1	Sector 2	Sector 3	Sector 4	T.Sp	Lap	Time	Sector 1	Sector 2	Sector 3	Sector 4	T.Sp	
34 CESARE TIEZZI							ITA							
AC RACING TEAM							KTM							
1	1:58.320	34.963	16.612	32.606	34.139	213.4	1	1:58.631	35.549	16.664	32.304	34.114	214.3	
2	1:49.450	26.846	16.655	32.213	33.736	210.1	2	1:49.433	26.785	16.665	32.225	33.758	210.9	
3	1:48.760	26.641	16.571	31.823	33.725	209.7	3	1:48.685	26.549	16.587	31.773	33.776	208.9	
4	1:49.114	26.675	16.679	31.971	33.789	207.3	4	1:49.034	26.680	16.696	31.882	33.776	207.3	
5	1:49.784	26.851	16.934	32.053	33.946	205.3	5	1:49.805	26.728	17.004	32.076	33.997	201.5	
6	1:50.311	27.057	16.927	32.172	34.155	204.9	6	1:50.495	26.929	17.103	32.199	34.264	201.1	
7	1:50.523	27.302	16.702	32.438	34.081	210.5	7	1:49.758	27.093	16.705	32.111	33.849	209.7	
8	1:50.138	27.045	16.800	32.247	34.046	206.9	8	1:50.511	27.050	16.933	32.182	34.346	200.4	
9	1:49.987	27.038	16.736	32.420	33.793	208.1	9	1:49.958	26.809	16.861	31.911	34.377	204.5	
10	1:50.354	26.977	16.803	32.380	34.194	207.7	10	1:50.701	27.110	16.885	32.515	34.191	208.9	
11	1:50.475	27.212	16.881	32.406	33.976	204.2	11	1:50.343	27.036	16.856	32.142	34.309	209.3	
12	1:50.706	26.971	17.033	32.638	34.064	196.7	12	1:50.375	26.834	16.981	32.133	34.427	201.1	
13	1:50.571	27.206	16.808	32.318	34.239	206.1	13	1:50.732	27.185	16.965	32.194	34.388	206.1	
14	1:50.390	27.025	16.911	32.248	34.206	204.5	14	1:50.567	27.135	17.054	32.144	34.234	205.3	
15	1:50.248	26.942	16.980	32.160	34.166	204.5	15	1:50.419	27.074	16.887	32.239	34.219	205.3	
37 ALESSIO MATTEI							ITA							
MTA JUNIOR TEAM							KTM							
1	1:59.201	35.922	16.671	32.514	34.094	213.4	1	1:58.823	35.362	16.764	32.555	34.142	214.3	
2	1:49.409	27.030	16.572	32.024	33.783	213.9	2	1:49.467	26.940	16.473	32.216	33.838	213.9	
3	1:48.772	26.702	16.397	31.811	33.862	213.4	3	1:49.418	26.905	16.490	32.096	33.927	212.6	
4	1:49.368	26.674	16.506	32.029	34.159	209.7	4	1:49.005	26.755	16.508	31.792	33.950	210.5	
5	1:48.930	26.855	16.455	31.716	33.904	211.4	5	1:49.400	26.839	16.635	31.988	33.938	210.1	
6	1:50.387	27.040	16.906	32.335	34.106	201.5	6	1:50.287	26.874	16.730	32.421	34.262	208.5	
7	1:49.894	27.032	16.574	32.098	34.190	207.7	7	1:50.066	27.132	16.515	32.320	34.099	209.3	
8	1:49.974	27.125	16.722	32.015	34.112	204.5	8	1:50.052	27.121	16.557	32.350	34.024	208.1	
9	1:50.318	27.053	16.796	32.399	34.070	203.4	9	1:50.544	27.204	16.624	32.408	34.308	208.9	
10	1:50.765	26.992	16.859	32.593	34.321	203.4	10	1:50.124	26.795	16.522	32.531	34.276	208.9	
11	1:50.368	26.989	16.856	32.500	34.023	206.9	11	1:50.976	27.053	16.916	32.521	34.486	206.5	
12	1:50.338	27.066	16.811	32.215	34.246	207.7	12	1:50.316	26.689	16.538	32.590	34.499	208.5	
13	1:50.544	27.128	16.900	32.192	34.324	203.4	13	1:50.204	27.184	16.617	32.268	34.135	209.7	
14	1:50.803	27.149	17.055	32.513	34.086	204.9	14	1:50.538	27.052	16.991	32.452	34.043	206.9	
15	1:50.301	26.980	16.786	32.231	34.304	206.1	15	1:50.703	27.074	16.769	32.449	34.411	206.9	
91 KOTARO UCHIUMI							JPN							
MTA JUNIOR TEAM							KTM							
1	1:58.429	35.173	16.538	32.689	34.029	215.1	1	1:55.684	33.953	16.534	31.757	33.440	211.4	
2	1:49.647	26.902	16.607	32.271	33.867	212.2	2	1:47.837	26.555	16.336	31.583	33.363	213.4	
3	1:49.359	26.758	16.619	32.150	33.832	210.5	3	1:47.903	26.714	16.365	31.522	33.302	210.1	
4	1:49.060	26.712	16.504	31.850	33.994	212.6	4	1:47.975	26.661	16.426	31.525	33.363	208.9	
5	1:49.279	26.868	16.655	31.942	33.814	210.1	5	1:47.600	26.455	16.423	31.507	33.215	208.9	
6	1:49.979	27.027	16.802	32.162	33.988	209.7	6	1:47.941	26.406	16.461	31.588	33.486	211.8	
7	1:50.111	27.080	16.796	31.859	34.376	208.5	7	1:48.061	26.509	16.356	31.536	33.660	211.4	
8	1:50.146	27.141	16.790	31.887	34.328	203.4	8	1:48.297	26.705	16.283	31.843	33.466	213.4	
9	1:50.452	27.094	17.012	32.228	34.118	208.5								
10	1:50.902	27.113	16.796	32.702	34.291	206.5								
11	1:50.160	27.026	16.768	32.349	34.017	206.5								
12	1:50.456	27.047	16.749	32.308	34.352	207.7								
13	1:50.733	27.216	16.811	32.423	34.283	205.7								
14	1:50.588	27.103	16.974	32.518	33.993	205.7								
15	1:50.118	27.091	16.706	32.290	34.031	210.5								
74 ALEX GOURDON							FRA							
TEAM ESTRELLA GALICIA 0,0							HONDA							
48 GABIN PLANQUES							FRA							
FIRST BIKE ACADEMY							KTM							
1	1:58.823	35.362	16.764	32.555	34.142	214.3	1	1:58.823	35.362	16.764	32.555	34.142	214.3	
2	1:49.467	26.940	16.473	32.216	33.838	213.9	2	1:49.467	26.940	16.473	32.216	33.838	213.9	
3	1:49.418	26.905	16.490	32.096	33.927	212.6	3	1:49.418	26.905	16.490	32.096	33.927	212.6	
4	1:49.005	26.755	16.508	31.792	33.950	210.5	4	1:49.005	26.755	16.508	31.792	33.950	210.5	
5	1:49.400	26.839	16.635	31.988	33.938	210.1	5	1:49.400	26.839	16.635	31.988	33.938	210.1	
6	1:50.287	26.874	16.730	32.421	34.262	208.5	6	1:50.287	26.874	16.730	32.421	34.262	208.5	
7	1:50.066	27.132	16.515	32.320	34.099	209.3	7	1:50.066	27.132	16.515	32.320	34.099	209.3	
8	1:50.052	27.121	16.557	32.350	34.024	208.1	8	1:50.052	27.121	16.557	32.350	34.024	208.1	
9	1:50.544	27.204	16.624	32.408	34.308	208.9	9	1:50.544	27.204	16.624	32.408	34.308	208.9	
10	1:50.124	26.795	16.522	32.531	34.276	208.9	10	1:50.124	26.795	16.522	32.531	34.276	208.9	
11	1:50.976	27.053	16.916	32.521	34.486	206.5	11	1:50.976	27.053	16.916	32.521	34.486	206.5	
12	1:50.316	26.689	16.538	32.590	34.499	208.5	12	1:50.316	26.689	16.538	32.590	34.499	208.5	
13	1:50.204	27.184	16.617	32.268	34.135	209.7	13	1:50.204	27.184	16.617	32.268	34.135	209.7	
14	1:50.538	27.052	16.991	32.452	34.043	206.9	14	1:50.538	27.052	16.991	32.452	34.043	206.9	
15	1:50.703	27.074	16.769	32.449	34.411	206.9	15	1:50.703	27.074	16.769	32.449	34.411	206.9	
19 ALESSANDRO MOROSI							ITA							
EAGLE-1							KTM							
1	1:55.684	33.953	16.534	31.757	33.440	211.4	1	1:55.684	33.953	16.534	31.757	33.440	211.4	
2	1:47.837	26.555	16.336	31.583	33.363	213.4	2	1:47.837	26.555	16.336	31.583	33.363	213.4	
3	1:47.903	26.714	16.365	31.522	33.302	210.1	3	1:47.903	26.714	16.365	31.522	33.302	210.1	
4	1:47.975	26.661	16.426	31.525	33.363	208.9	4	1:47.975	26.661	16.426	31.525	33.363	208.9	
5	1:47.600	26.455	16.423	31.507	33.215	208.9	5	1:47.600	26.455	16.423	31.507	33.215	208.9	
6	1:47.941	26.406	16.461	31.588	33.486	211.8	6	1:47.941	26.406	16.461	31.588	33.486	211.8	
7	1:48.061	26.509	16.356	31.536	33.660	211.4	7	1:48.061	26.509	16.356	31.536	33.660	211.4	
8	1:48.297	26.705	16.283	31.843	33.466	213.4	8	1:48.297	26.705	16.283	31.843	33.466	213.4	
22 DAVID ALMANSA							ESP							
FINETWORK MIR RACING TEAM							KTM							
1	1:54.754	33.105	16.349	31.797	33.503	212.2	1	1:54.754	33.105	16.349	31.797	33.503	212.2	
2	1:48.144	26.499	16.206	31.876	33.563	214.3	2	1:48.144	26.499	16.206	31.876	33.563	214.3	
3	1:47.680	26.459	16.279	31.495	33.447	213.4	3	1:47.680	26.459	16.279	31.495	33.447	213.4	
4	1:47.704	26.529	16.253	31.649	33.273	215.6	4	1:47.704	26.529	16.253	31.649	33.273	215.6	
5	1:47.404	26.403	16.206	31.658	33.137	213.4	5	1:47.404	26.403	16.206	31.658	33.137	213.4	




JuniorGP
Finetwork FIM JuniorGP Jerez
Race 1

Sector Analysis

— Invalidated Lap ■ Personal Best ■ Session Best B Crossing the pit lane

Lap	Time	Sector 1	Sector 2	Sector 3	Sector 4	T.Sp	Lap	Time	Sector 1	Sector 2	Sector 3	Sector 4	T.Sp
28	GEOFFREY EMMANUEL					IND							
	CUNA DE CAMPEONES					KTM							
1	1:59.037	35.741	16.593	32.625	34.078	216.4							
2	1:49.985	27.129	16.598	32.490	33.768	213.4							
3	1:49.538	27.093	16.461	32.093	33.891	211.4							
4	1:49.484	26.941	16.488	32.179	33.876	209.3							



JuniorGP


Finetwork FIM JuniorGP Jerez

Race 1

Slow Sector Analysis

■ Personal Best ■ Session Best B Crossing the pit lane

Lap	Time	Sector 1	Sector 2	Sector 3	Sector 4	Elapsed	Lap	Time	Sector 1	Sector 2	Sector 3	Sector 4	Elapsed		
5	TATCHAKORN BUASRI THA							1	1:55.202	33.683	16.323	31.877	33.319	1:55.202	
	HONDA RACING THAILAND HONDA							2	1:47.780	26.518	16.260	31.617	33.385	3:42.982	
1	1:56.768	34.631	16.394	32.206	33.537	1:56.768	3	1:47.904	26.424	16.368	31.589	33.523	5:30.886		
2	1:47.953	26.587	16.320	31.642	33.404	3:44.721	4	1:48.032	26.667	16.330	31.583	33.452	7:18.918		
3	1:48.246	26.672	16.307	31.842	33.425	5:32.967	5	1:47.676	26.542	16.387	31.508	33.239	9:06.594		
4	1:47.934	26.517	16.337	31.818	33.262	7:20.901	6	1:48.157	26.722	16.454	31.512	33.469	10:54.751		
5	1:48.013	26.464	16.339	31.848	33.362	9:08.914	7	1:47.930	26.455	16.333	31.697	33.445	12:42.681		
6	1:48.109	26.592	16.397	31.652	33.468	10:57.023	8	1:48.217	26.623	16.537	31.554	33.503	14:30.898		
7	1:48.260	26.555	16.516	31.640	33.549	12:45.283	9	1:48.442	26.750	16.353	31.924	33.415	16:19.340		
8	1:48.192	26.531	16.415	31.679	33.567	14:33.475	10	1:48.225	26.583	16.346	31.819	33.477	18:07.565		
9	1:47.990	26.514	16.454	31.501	33.521	16:21.465	11	1:48.307	26.608	16.497	31.728	33.474	19:55.872		
10	1:48.292	26.473	16.554	31.648	33.617	18:09.757	12	1:48.467	26.759	16.397	31.854	33.457	21:44.339		
11	1:48.055	26.506	16.474	31.583	33.492	19:57.812	13	1:48.672	26.690	16.285	32.010	33.687	23:33.011		
12	1:48.216	26.506	16.476	31.716	33.518	21:46.028	14	1:48.446	26.459	16.450	31.869	33.668	25:21.457		
13	1:48.259	26.569	16.491	31.673	33.526	23:34.287	15	1:48.977	26.907	16.648	31.724	33.698	27:10.434		
14	1:48.504	26.428	16.558	32.012	33.506	25:22.791									
15	1:48.865	26.832	16.551	31.901	33.581	27:11.656									
7	JOEL ESTEBAN ESP							12	JACOB ROULSTONE AUS						
	ASPAR JUNIOR TEAM GASGAS								ASPAR JUNIOR TEAM GASGAS						
1	1:56.097	34.486	16.437	31.749	33.425	1:56.097	1	1:55.028	33.474	16.300	31.869	33.385	1:55.028		
2	1:47.471	26.464	16.135	31.480	33.392	3:43.568	2	1:47.607	26.425	16.190	31.726	33.266	3:42.635		
3	1:47.399	26.412	16.154	31.487	33.346	5:30.967	3	1:47.847	26.539	16.285	31.460	33.563	5:30.482		
4	1:47.859	26.520	16.210	31.593	33.536	7:18.826	4	1:47.659	26.552	16.153	31.625	33.329	7:18.141		
5	1:47.712	26.535	16.355	31.501	33.321	9:06.538	5	1:47.486	26.321	16.293	31.647	33.225	9:05.627		
6	1:48.129	26.720	16.440	31.461	33.508	10:54.667	6	1:47.801	26.396	16.384	31.548	33.473	10:53.428		
7	1:48.054	26.482	16.299	31.671	33.602	12:42.721	7	1:48.232	26.611	16.512	31.648	33.461	12:41.660		
8	1:48.391	26.886	16.266	31.821	33.418	14:31.112	8	1:48.455	26.702	16.482	31.751	33.520	14:30.115		
9	1:48.343	26.890	16.201	31.864	33.388	16:19.455	9	1:48.501	26.614	16.614	31.693	33.580	16:18.616		
10	1:48.206	26.660	16.228	31.863	33.455	18:07.661	10	1:48.570	26.634	16.540	31.685	33.711	18:07.186		
11	1:48.404	26.725	16.409	31.700	33.570	19:56.065	11	1:48.528	26.580	16.431	31.679	33.838	19:55.714		
12	1:48.117	26.703	16.323	31.682	33.409	21:44.182	12	1:48.406	26.622	16.562	31.768	33.454	21:44.120		
13	1:48.371	26.425	16.478	31.825	33.643	23:32.553	13	1:49.009	26.623	16.432	32.042	33.912	23:33.129		
14	1:48.948	26.590	16.718	31.830	33.810	25:21.501	14	1:49.167	26.819	16.325	31.972	34.051	25:22.296		
15	1:50.000	26.611	16.526	33.297	33.566	27:11.501	15	1:48.616	26.568	16.343	31.799	33.906	27:10.912		
8	EDDIE O'SHEA GBE							14	CORMAC BUCHANAN NZL						
	BRITISH TALENT TEAM HONDA								AGR TEAM KTM						
1	1:55.079	33.365	16.274	32.107	33.333	1:55.079	1	1:54.298	32.917	16.382	31.458	33.541	1:54.298		
2	1:47.585	26.457	16.178	31.765	33.185	3:42.664	2	1:47.810	26.493	16.393	31.576	33.348	3:42.108		
3	1:47.226	26.284	16.301	31.476	33.165	5:29.890	3	1:47.866	26.524	16.449	31.507	33.386	5:29.974		
4	1:47.728	26.541	16.508	31.664	33.015	7:17.618	4	1:48.394	26.778	16.373	31.991	33.252	7:18.368		
5	1:47.655	26.426	16.667	31.533	33.029	9:05.273	5	1:47.808	26.492	16.273	31.667	33.376	9:06.176		
6	1:48.487	26.641	16.510	31.929	33.407	10:53.760	6	1:47.926	26.590	16.313	31.689	33.334	10:54.102		
7	1:48.626	26.774	16.256	31.877	33.719	12:42.386	7	1:48.674	26.873	16.300	31.886	33.615	12:42.776		
8	1:48.447	26.574	16.293	32.015	33.565	14:30.833	8	1:48.225	26.686	16.454	31.673	33.412	14:31.001		
9	1:48.259	26.730	16.340	31.692	33.497	16:19.092	9	1:48.724	26.854	16.275	31.755	33.840	16:19.725		
10	1:48.261	26.622	16.287	31.850	33.502	18:07.353	10	1:48.112	26.635	16.246	31.809	33.422	18:07.837		
11	1:48.602	26.485	16.403	32.333	33.381	19:55.955	11	1:50.690	26.766	16.290	31.785	35.849	19:58.527		
12	1:48.453	26.868	16.313	31.852	33.420	21:44.408	12	1:47.876	26.445	16.366	31.542	33.523	21:46.403		
13	1:48.534	26.436	16.369	32.161	33.568	23:32.942	13	1:48.108	26.582	16.317	31.813	33.396	23:34.511		
14	2:01.348	26.335	16.615	32.143	46.255	25:34.290	14	1:47.990	26.258	16.275	31.788	33.669	25:22.501		
15	1:49.498	26.904	16.766	31.912	33.916	27:23.788	15	1:48.621	26.611	16.512	31.763	33.735	27:11.122		
11	ADRIÁN CRUCES ESP							18	ÁNGEL PIQUERAS ESP						
	FINETWORK MIR RACING TEAM KTM								TEAM ESTRELLA GALICIA 0,0 HONDA						
1	1:54.482	32.781	16.705	31.594	33.402	1:54.482	1	1:54.482	32.781	16.705	31.594	33.402	1:54.482		
2	1:47.678	26.452	16.251	31.703	33.272	3:42.160	2	1:47.678	26.452	16.251	31.703	33.272	3:42.160		
3	1:48.060	26.547	16.482	31.742	33.289	5:30.220	3	1:48.060	26.547	16.482	31.742	33.289	5:30.220		



JuniorGP


Finetwork FIM JuniorGP Jerez

Race 1

Slow Sector Analysis

Personal Best Session Best B Crossing the pit lane

Lap	Time	Sector 1	Sector 2	Sector 3	Sector 4	Elapsed	Lap	Time	Sector 1	Sector 2	Sector 3	Sector 4	Elapsed														
4	1:47.275	26.491	16.265	31.362	33.157	7:17.495	3	1:49.538	27.093	16.461	32.093	33.891	5:38.560														
5	1:47.663	26.489	16.437	31.518	33.219	9:05.158	4	1:49.484	26.941	16.488	32.179	33.876	7:28.044														
6	1:48.319	26.706	16.486	31.657	33.470	10:53.477	34 CESARE TIEZZI ITA																				
7	1:48.936	26.784	16.410	32.035	33.707	12:42.413	AC RACING TEAM KTM																				
8	1:48.177	26.479	16.206	31.912	33.580	14:30.590	1	1:58.320	34.963	16.612	32.606	34.139	1:58.320														
9	1:48.428	26.380	16.515	31.933	33.600	16:19.018	2	1:49.450	26.846	16.655	32.213	33.736	3:47.770														
10	1:48.172	26.643	16.287	31.739	33.503	18:07.190	3	1:48.760	26.641	16.571	31.823	33.725	5:36.530														
11	1:48.528	26.400	16.514	31.906	33.708	19:55.718	4	1:49.114	26.675	16.679	31.971	33.789	7:25.644														
12	1:47.955	26.514	16.565	31.461	33.415	21:43.673	5	1:49.784	26.851	16.934	32.053	33.946	9:15.428														
13	1:48.845	26.741	16.624	31.896	33.584	23:32.518	6	1:50.311	27.057	16.927	32.172	34.155	11:05.739														
14	1:48.786	26.701	16.682	32.077	33.326	25:21.304	7	1:50.523	27.302	16.702	32.438	34.081	12:56.262														
15	1:47.881	26.392	16.433	31.614	33.442	27:09.185	8	1:50.138	27.045	16.800	32.247	34.046	14:46.400														
19 ALESSANDRO MOROSI ITA							3							9	1:49.987	27.038	16.736	32.420	33.793	16:36.387							
EAGLE-1 KTM							4							10	1:50.354	26.977	16.803	32.380	34.194	18:26.741							
1	1:55.684	33.953	16.534	31.757	33.440	1:55.684	37 ALESSIO MATTEI ITA						11			1:50.475	27.212	16.881	32.406	33.976	20:17.216						
2	1:47.837	26.555	16.336	31.583	33.363	3:43.521	MTA JUNIOR TEAM KTM						12			1:50.706	26.971	17.033	32.638	34.064	22:07.922						
3	1:47.903	26.714	16.365	31.522	33.302	5:31.424	1						1:59.201	35.922	16.671	32.514	34.094	1:59.201									
4	1:47.975	26.661	16.426	31.525	33.363	7:19.399	2						1:49.409	27.030	16.572	32.024	33.783	3:48.610									
5	1:47.600	26.455	16.423	31.507	33.215	9:06.999	3						1:48.772	26.702	16.397	31.811	33.862	5:37.382									
6	1:47.941	26.406	16.461	31.588	33.486	10:54.940	4						1:49.368	26.674	16.506	32.029	34.159	7:26.750									
7	1:48.061	26.509	16.356	31.536	33.660	12:43.001	5						1:48.930	26.855	16.455	31.716	33.904	9:15.680									
8	1:48.297	26.705	16.283	31.843	33.466	14:31.298	6						1:50.387	27.040	16.906	32.335	34.106	11:06.067									
22 DAVID ALMANSA ESP							7						1:49.894	27.032	16.574	32.098	34.190	12:55.961									
FINETWORK MIR RACING TEAM KTM							8						1:49.974	27.125	16.722	32.015	34.112	14:45.935									
1	1:54.754	33.105	16.349	31.797	33.503	1:54.754	9						1:50.318	27.053	16.796	32.399	34.070	16:36.253									
2	1:48.144	26.499	16.206	31.876	33.563	3:42.898	10						1:50.765	26.992	16.859	32.593	34.321	18:27.018									
3	1:47.680	26.459	16.279	31.495	33.447	5:30.578	11						1:50.368	26.989	16.856	32.500	34.023	20:17.386									
4	1:47.704	26.529	16.253	31.649	33.273	7:18.282	12						1:50.338	27.066	16.811	32.215	34.246	22:07.724									
5	1:47.404	26.403	16.206	31.658	33.137	9:05.686	13						1:50.544	27.128	16.900	32.192	34.324	23:58.268									
6	1:47.846	26.475	16.359	31.682	33.330	10:53.532	14						1:50.803	27.149	17.055	32.513	34.086	25:49.071									
7	1:48.344	26.630	16.418	31.888	33.408	12:41.876	15						1:50.301	26.980	16.786	32.231	34.304	27:39.372									
8	1:49.686	26.537	16.443	32.145	34.561	14:31.562	48 GABIN PLANQUES FRA						1			1:58.823	35.362	16.764	32.555	34.142	1:58.823						
23 ELIA BARTOLINI ITA							FIRST BIKE ACADEMY KTM						2			1:49.467	26.940	16.473	32.216	33.838	3:48.290						
TEAM ESTRELLA GALICIA 0,0 HONDA							1						1:59.037	35.741	16.593	32.625	34.078	1:59.037	3			1:49.418	26.905	16.490	32.096	33.927	5:37.708
1	1:54.494	32.835	16.595	31.448	33.616	1:54.494	2						1:49.005	26.755	16.508	31.792	33.950	7:26.713	4			1:49.400	26.839	16.635	31.988	33.938	9:16.113
2	1:47.778	26.491	16.246	31.747	33.294	3:42.272	3						1:50.287	26.874	16.730	32.421	34.262	11:06.400	5			1:50.066	27.132	16.515	32.320	34.099	12:56.466
3	1:47.786	26.479	16.498	31.558	33.251	5:30.058	4						1:50.052	27.121	16.557	32.350	34.024	14:46.518	6			1:50.124	26.795	16.522	32.531	34.276	18:27.186
4	1:47.655	26.456	16.422	31.518	33.259	7:17.713	5						1:50.976	27.053	16.916	32.521	34.486	20:18.162	7			1:50.316	26.689	16.538	32.590	34.499	22:08.478
5	1:47.661	26.360	16.565	31.431	33.305	9:05.374	6						1:50.204	27.184	16.617	32.268	34.135	23:58.682	8			1:50.538	27.052	16.991	32.452	34.043	25:49.220
6	1:48.299	26.576	16.515	31.793	33.415	10:53.673	7						1:50.703	27.074	16.769	32.449	34.411	27:39.923	9			1:50.544	27.204	16.624	32.408	34.308	16:37.062
7	1:48.043	26.634	16.323	31.660	33.426	12:41.716	8						1:50.124	26.795	16.522	32.531	34.276	18:27.186	9			1:50.544	27.204	16.624	32.408	34.308	16:37.062
8	1:48.464	26.805	16.388	31.783	33.488	14:30.180	9						1:50.124	26.795	16.522	32.531	34.276	18:27.186	10			1:50.124	26.795	16.522	32.531	34.276	18:27.186
9	1:48.828	26.620	16.603	31.938	33.667	16:19.008	10						1:50.124	26.795	16.522	32.531	34.276	18:27.186	11			1:50.124	26.795	16.522	32.531	34.276	18:27.186
10	1:48.223	26.355	16.529	31.740	33.599	18:07.231	11						1:50.124	26.795	16.522	32.531	34.276	18:27.186	12			1:50.124	26.795	16.522	32.531	34.276	18:27.186
11	1:48.522	26.662	16.455	31.782	33.623	19:55.753	12						1:50.124	26.795	16.522	32.531	34.276	18:27.186	13			1:50.124	26.795	16.522	32.531	34.276	18:27.186
12	1:48.178	26.655	16.466	31.574	33.483	21:43.931	13						1:50.124	26.795	16.522	32.531	34.276	18:27.186	14			1:50.124	26.795	16.522	32.531	34.276	18:27.186
13	1:48.780	26.581	16.621	31.915	33.663	23:32.711	14						1:50.124	26.795	16.522	32.531	34.276	18:27.186	15			1:50.124	26.795	16.522	32.531	34.276	18:27.186
14	1:48.692	26.984	16.448	31.677	33.583	25:21.403	15						1:50.124	26.795	16.522	32.531	34.276	18:27.186	16			1:50.124	26.795	16.522	32.531	34.276	18:27.186
15	1:49.758	26.586	16.708	31.757	34.707	27:11.161	28 GEOFFREY EMMANUEL IND						1			1:59.037	35.741	16.593	32.625	34.078	1:59.037						
CUNA DE CAMPEONES KTM							2						1:49.985	27.129	16.598	32.490	33.768	3:49.022									



JuniorGP


Finetwork FIM JuniorGP Jerez

Race 1

Slow Sector Analysis

■ Personal Best ■ Session Best B Crossing the pit lane

Lap	Time	Sector 1	Sector 2	Sector 3	Sector 4	Elapsed	Lap	Time	Sector 1	Sector 2	Sector 3	Sector 4	Elapsed
50 LEO RAMMERSTORFER AUT							LIQUI MOLY HUSQVARNA INTACT C HUSQVARNA						
1	1:57.564	35.033	16.586	32.119	33.826	1:57.564	1	1:55.461	34.021	16.403	31.642	33.395	1:55.461
2	1:48.202	26.632	16.347	31.741	33.482	3:45.766	2	1:47.929	26.712	16.296	31.482	33.439	3:43.390
3	1:48.799	26.681	16.409	32.043	33.666	5:34.565	3	1:47.643	26.431	16.306	31.379	33.527	5:31.033
4	1:48.545	26.689	16.409	31.819	33.628	7:23.110	4	1:47.752	26.626	16.305	31.398	33.423	7:18.785
5	1:48.911	26.638	16.524	31.822	33.927	9:12.021	5	1:47.487	26.284	16.227	31.690	33.286	9:06.272
6	1:48.723	26.554	16.625	31.781	33.763	11:00.744	6	1:47.701	26.407	16.345	31.610	33.339	10:53.973
7	1:49.038	26.725	16.598	31.722	33.993	12:49.782	7	1:48.636	26.777	16.289	31.876	33.694	12:42.609
8	1:48.646	26.793	16.413	31.793	33.647	14:38.428	8	1:48.041	26.644	16.271	31.649	33.477	14:30.650
9	1:48.645	26.745	16.353	31.823	33.724	16:27.073	9	1:48.390	26.531	16.349	31.709	33.801	16:19.040
10	1:49.177	27.226	16.451	31.870	33.630	18:16.250	10	1:48.472	26.793	16.396	31.731	33.552	18:07.512
11	1:48.226	26.546	16.480	31.661	33.539	20:04.476	11	1:48.859	26.972	16.405	31.944	33.538	19:56.371
12	1:48.876	26.703	16.548	31.896	33.729	21:53.352	12	1:48.217	26.607	16.463	31.754	33.393	21:44.588
13	1:48.986	26.822	16.615	31.857	33.692	23:42.338	13	1:48.538	26.558	16.231	32.056	33.693	23:33.126
14	1:48.785	26.676	16.553	31.877	33.679	25:31.123	14	1:49.458	26.730	16.387	31.711	34.630	25:22.584
15	1:49.658	27.067	16.668	31.922	34.001	27:20.781	15	1:48.266	26.596	16.429	31.535	33.706	27:10.850
69 MARCOS RUDA ESP							FINETWORK MIR RACING TEAM KTM						
1	1:55.792	34.243	16.459	31.642	33.448	1:55.792	1	1:55.792	34.243	16.459	31.642	33.448	1:55.792
2	1:47.397	26.488	16.196	31.379	33.334	3:43.189	2	1:47.397	26.488	16.196	31.379	33.334	3:43.189
3	1:47.537	26.351	16.272	31.412	33.502	5:30.726	3	1:47.537	26.351	16.272	31.412	33.502	5:30.726
4	1:47.848	26.527	16.143	31.772	33.406	7:18.574	4	1:47.848	26.527	16.143	31.772	33.406	7:18.574
5	1:47.298	26.436	16.163	31.513	33.186	9:05.872	5	1:47.298	26.436	16.163	31.513	33.186	9:05.872
6	1:48.132	26.513	16.349	31.778	33.492	10:54.004	6	1:48.132	26.513	16.349	31.778	33.492	10:54.004
7	1:48.379	26.638	16.214	32.008	33.519	12:42.383	7	1:48.379	26.638	16.214	32.008	33.519	12:42.383
8	1:48.583	26.415	16.197	31.901	34.070	14:30.966	8	1:48.583	26.415	16.197	31.901	34.070	14:30.966
9	1:48.315	26.796	16.286	31.661	33.572	16:19.281	9	1:48.315	26.796	16.286	31.661	33.572	16:19.281
10	1:48.457	26.947	16.194	31.847	33.469	18:07.738	10	1:48.457	26.947	16.194	31.847	33.469	18:07.738
11	1:48.450	26.811	16.321	31.875	33.443	19:56.188	11	1:48.450	26.811	16.321	31.875	33.443	19:56.188
12	1:48.547	26.689	16.481	31.719	33.658	21:44.735	12	1:48.547	26.689	16.481	31.719	33.658	21:44.735
13	1:48.478	26.663	16.314	31.847	33.654	23:33.213	13	1:48.478	26.663	16.314	31.847	33.654	23:33.213
14	1:48.841	26.812	16.300	32.009	33.720	25:22.054	14	1:48.841	26.812	16.300	32.009	33.720	25:22.054
15	1:49.340	26.377	16.565	31.596	34.802	27:11.394	15	1:49.340	26.377	16.565	31.596	34.802	27:11.394
71 TORIN COLLINS CAN							AGR TEAM KTM						
1	1:57.808	35.361	16.471	32.012	33.964	1:57.808	1	1:57.808	35.361	16.471	32.012	33.964	1:57.808
2	1:48.316	26.632	16.417	31.644	33.623	3:46.124	2	1:48.316	26.632	16.417	31.644	33.623	3:46.124
3	1:48.188	26.555	16.340	31.515	33.778	5:34.312	3	1:48.188	26.555	16.340	31.515	33.778	5:34.312
4	1:48.749	26.658	16.686	31.571	33.834	7:23.061	4	1:48.749	26.658	16.686	31.571	33.834	7:23.061
5	1:48.959	26.861	16.588	31.848	33.662	9:12.020	5	1:48.959	26.861	16.588	31.848	33.662	9:12.020
6	1:49.413	27.072	16.627	31.854	33.860	11:01.433	6	1:49.413	27.072	16.627	31.854	33.860	11:01.433
7	1:49.712	26.945	16.630	32.172	33.965	12:51.145	7	1:49.712	26.945	16.630	32.172	33.965	12:51.145
8	1:49.539	26.848	16.795	31.847	34.049	14:40.684	8	1:49.539	26.848	16.795	31.847	34.049	14:40.684
9	1:50.002	26.971	16.839	31.897	34.295	16:30.686	9	1:50.002	26.971	16.839	31.897	34.295	16:30.686
10	1:50.390	27.007	16.898	32.111	34.374	18:21.076	10	1:50.390	27.007	16.898	32.111	34.374	18:21.076
11	1:50.266	27.008	16.862	32.041	34.355	20:11.342	11	1:50.266	27.008	16.862	32.041	34.355	20:11.342
12	1:50.823	27.144	16.985	32.300	34.394	22:02.165	12	1:50.823	27.144	16.985	32.300	34.394	22:02.165
13	1:51.063	27.155	17.094	32.267	34.547	23:53.228	13	1:51.063	27.155	17.094	32.267	34.547	23:53.228
14	1:51.012	27.161	17.050	32.268	34.533	25:44.240	14	1:51.012	27.161	17.050	32.268	34.533	25:44.240
15	1:50.930	27.026	17.027	32.351	34.526	27:35.170	15	1:50.930	27.026	17.027	32.351	34.526	27:35.170
74 ALEX GOURDON FRA							TEAM ESTRELLA GALICIA 0,0 HONDA						
1	1:58.631	35.549	16.664	32.304	34.114	1:58.631	1	1:58.631	35.549	16.664	32.304	34.114	1:58.631
2	1:49.433	26.785	16.665	32.225	33.758	3:48.064	2	1:49.433	26.785	16.665	32.225	33.758	3:48.064
3	1:48.685	26.549	16.587	31.773	33.776	5:36.749	3	1:48.685	26.549	16.587	31.773	33.776	5:36.749



JuniorGP

Finetwork FIM JuniorGP Jerez

Race 1

Slow Sector Analysis

■ Personal Best ■ Session Best B Crossing the pit lane

Lap	Time	Sector 1	Sector 2	Sector 3	Sector 4	Elapsed	Lap	Time	Sector 1	Sector 2	Sector 3	Sector 4	Elapsed
4	1:49.034	26.680	16.696	31.882	33.776	7:25.783	7	1:48.691	26.548	16.592	31.809	33.742	12:49.674
5	1:49.805	26.728	17.004	32.076	33.997	9:15.588	8	1:48.637	26.669	16.542	31.734	33.692	14:38.311
6	1:50.495	26.929	17.103	32.199	34.264	11:06.083	9	1:48.564	26.592	16.585	31.590	33.797	16:26.875
7	1:49.758	27.093	16.705	32.111	33.849	12:55.841	10	1:48.870	26.693	16.636	31.670	33.871	18:15.745
8	1:50.511	27.050	16.933	32.182	34.346	14:46.352	11	1:48.592	26.591	16.591	31.648	33.762	20:04.337
9	1:49.958	26.809	16.861	31.911	34.377	16:36.310	12	1:48.559	26.631	16.542	31.626	33.760	21:52.896
10	1:50.701	27.110	16.885	32.515	34.191	18:27.011	13	1:49.052	26.708	16.632	31.739	33.973	23:41.948
11	1:50.343	27.036	16.856	32.142	34.309	20:17.354	14	1:49.028	26.598	16.659	31.719	34.052	25:30.976
12	1:50.375	26.834	16.981	32.133	34.427	22:07.729	15	1:49.779	27.440	16.538	31.977	33.824	27:20.755
13	1:50.732	27.185	16.965	32.194	34.388	23:58.461							
14	1:50.567	27.135	17.054	32.144	34.234	25:49.028							
15	1:50.419	27.074	16.887	32.239	34.219	27:39.447							

78 JAKOB ROSENTHALER AUT						
LIQUI MOLY HUSQVARNA INTACT C HUSQVARNA						
1	1:56.265	34.387	16.432	32.145	33.301	1:56.265
2	1:48.297	26.696	16.396	31.556	33.649	3:44.562
3	1:47.899	26.550	16.478	31.430	33.441	5:32.461
4	1:47.651	26.532	16.370	31.372	33.377	7:20.112
5	1:47.553	26.358	16.365	31.562	33.268	9:07.665
6	1:47.730	26.441	16.441	31.469	33.379	10:55.395
7	1:47.699	26.583	16.355	31.438	33.323	12:43.094
8	1:48.307	26.675	16.266	31.979	33.387	14:31.401
9	1:48.187	26.701	16.305	31.809	33.372	16:19.588
10	1:48.865	26.720	16.223	32.677	33.245	18:08.453
11	1:48.162	26.480	16.335	31.860	33.487	19:56.615
12	1:48.076	26.600	16.421	31.759	33.296	21:44.691
13	1:48.586	26.553	16.245	31.996	33.792	23:33.277
14	1:49.175	27.193	16.399	31.860	33.723	25:22.452
15	1:48.881	26.620	16.354	31.879	34.028	27:11.333


83 ALVARO CARPE ESP						
STV LAGLISSE RACING HUSQVARNA						
1	1:54.588	33.144	16.339	31.530	33.575	1:54.588
2	1:47.793	26.485	16.277	31.753	33.278	3:42.381
3	1:47.443	26.403	16.314	31.310	33.416	5:29.824
4	1:47.997	26.553	16.558	31.746	33.140	7:17.821
5	1:48.237	26.343	16.319	32.395	33.180	9:06.058
6	1:47.655	26.368	16.250	31.674	33.363	10:53.713
7	1:48.309	26.701	16.310	31.819	33.479	12:42.022
8	1:48.219	26.574	16.359	31.830	33.456	14:30.241
9	1:48.411	26.598	16.552	31.676	33.585	16:18.652
10	1:48.365	26.639	16.530	31.717	33.479	18:07.017
11	1:48.561	26.416	16.706	31.855	33.584	19:55.578
12	1:48.184	26.554	16.627	31.578	33.425	21:43.762
13	1:48.675	26.708	16.615	31.602	33.750	23:32.437
14	1:48.434	26.617	16.687	31.580	33.550	25:20.871
15	1:48.434	26.472	16.718	31.571	33.673	27:09.305

89 MARCOS URIARTE ESP						
STV LAGLISSE RACING HUSQVARNA						
1	1:58.396	35.445	16.550	32.286	34.115	1:58.396
2	1:48.867	26.800	16.572	31.906	33.589	3:47.263
3	1:48.564	26.687	16.490	31.741	33.646	5:35.827
4	1:48.442	26.605	16.451	31.777	33.609	7:24.269
5	1:48.341	26.662	16.570	31.727	33.382	9:12.610
6	1:48.373	26.507	16.421	31.733	33.712	11:00.983

91 KOTARO UCHIUMI JPN						
MTA JUNIOR TEAM KTM						
1	1:58.429	35.173	16.538	32.689	34.029	1:58.429
2	1:49.647	26.902	16.607	32.271	33.867	3:48.076
3	1:49.359	26.758	16.619	32.150	33.832	5:37.435
4	1:49.060	26.712	16.504	31.850	33.994	7:26.495
5	1:49.279	26.868	16.655	31.942	33.814	9:15.774
6	1:49.979	27.027	16.802	32.162	33.988	11:05.753
7	1:50.111	27.080	16.796	31.859	34.376	12:55.864
8	1:50.146	27.141	16.790	31.887	34.328	14:46.010
9	1:50.452	27.094	17.012	32.228	34.118	16:36.462
10	1:50.902	27.113	16.796	32.702	34.291	18:27.364
11	1:50.160	27.026	16.768	32.349	34.017	20:17.524
12	1:50.456	27.047	16.749	32.308	34.352	22:07.980
13	1:50.733	27.216	16.811	32.423	34.283	23:58.713
14	1:50.588	27.103	16.974	32.518	33.993	25:49.301
15	1:50.118	27.091	16.706	32.290	34.031	27:39.419

93 FADILLAH ARBI ADITAMA IDN						
ASTRA HONDA RACING TEAM HONDA						
1	1:56.893	34.673	16.443	32.227	33.550	1:56.893
2	1:48.025	26.512	16.345	31.866	33.302	3:44.918
3	1:48.292	26.593	16.229	31.905	33.565	5:33.210
4	1:47.466	26.401	16.208	31.660	33.197	7:20.676
5	1:47.675	26.475	16.361	31.634	33.205	9:08.351
6	1:47.633	26.433	16.377	31.539	33.284	10:55.984
7	1:47.464	26.503	16.246	31.544	33.171	12:43.448
8	1:48.377	26.735	16.288	31.864	33.490	14:31.825
9	1:48.263	26.745	16.376	31.666	33.476	16:20.088
10	1:48.174	26.551	16.247	32.056	33.320	18:08.262
11	1:48.243	26.493	16.295	31.871	33.584	19:56.505
12	1:48.477	26.801	16.377	31.926	33.373	21:44.982
13	1:48.398	26.641	16.245	31.841	33.671	23:33.380
14	2:03.347	26.873	16.254	45.522	34.698	25:36.727
15	1:48.552	26.805	16.476	31.725	33.546	27:25.279

94 FACUNDO LLAMBIAS URY						
TEAM ESTRELLA GALICIA 0,0 HONDA						
1	1:57.036	34.345	16.429	32.351	33.911	1:57.036
2	1:48.606	26.675	16.246	32.017	33.668	3:45.642
3	1:47.951	26.405	16.358	31.726	33.462	5:33.593
4	1:48.770	26.600	16.587	31.877	33.706	7:22.363
5	1:49.273	26.651	16.592	32.038	33.992	9:11.636
6	1:49.842	26.821	16.721	31.953	34.347	11:01.478
7	1:49.380	27.004	16.550	32.041	33.785	12:50.858
8	1:48.464	26.627	16.567	31.792	33.478	14:39.322
9	1:48.945	26.827	16.680	31.730	33.708	16:28.267



JuniorGP
Finetwork FIM JuniorGP Jerez
Race 1

Slow Sector Analysis

■ Personal Best ■ Session Best B Crossing the pit lane

Lap	Time	Sector 1	Sector 2	Sector 3	Sector 4	Elapsed	Lap	Time	Sector 1	Sector 2	Sector 3	Sector 4	Elapsed
10	1:49.184	26.739	16.695	32.002	33.748	18:17.451							
11	1:49.203	26.751	16.719	31.987	33.746	20:06.654							
12	1:49.476	26.883	16.866	31.933	33.794	21:56.130							
13	1:49.751	26.877	16.802	32.080	33.992	23:45.881							
14	1:49.981	26.919	16.807	32.179	34.076	25:35.862							
15	1:49.531	26.837	16.756	31.907	34.031	27:25.393							