

ETC
Finetwork FIM JuniorGP Jerez
Race 1 (14 Laps, 61,9 km.)

Classification

No	Rider	Nat	Team	Bike	Tires	Cl.	Laps	Total Time	Gap	Kph	Best Lap		
											Lap	Time	Kph
1	28 MÁXIMO QUILES	ESP	ASPAR JUNIOR TEAM	HONDA			14	25:27.260	-	146.0	9	1:48.239	147.1
2	51 BRIAN URIARTE	ESP	TEAM ESTRELLA GALICIA 0.0	HONDA			14	25:27.316	+0.056	146.0	5	1:48.255	147.1
3	1 GUIDO PINI	ITA	AC RACING TEAM	HONDA			14	25:27.639	+0.379	145.9	6	1:48.103	147.3
4	47 DODÓ BOGGIO	ITA	ASPAR JUNIOR TEAM	HONDA			14	25:30.329	+3.069	145.7	9	1:48.242	147.1
5	27 RICO SALMELA	FIN	TEAM ESTRELLA GALICIA 0.0	HONDA			14	25:36.644	+9.384	145.1	5	1:48.301	147.0
6	93 ALBERTO FERRÁNDEZ	SPA	FINETWORK MIR JUNIOR TEAM	HONDA			14	25:36.681	+9.421	145.1	2	1:48.591	146.6
7	67 CASEY O'GORMAN	IRL	VISIONTRACK RACING TEAM	HONDA			14	25:36.715	+9.455	145.1	2	1:48.329	147.0
8	54 JESÚS RIOS	ESP	MRE TALENT	HONDA			14	25:36.791	+9.531	145.1	5	1:48.557	146.7
9	22 JESÚS TORRES	ESP	CUNA DE CAMPEONES	HONDA			14	25:36.845	+9.585	145.0	5	1:48.063	147.3
10	24 GUILLEM PLANQUES	FRA	FIRST BIKE ACADEMY	HONDA			14	25:36.881	+9.621	145.0	6	1:48.257	147.1
11	43 AMANUEL BRINTON	GBR	TEAM ESTRELLA GALICIA 0.0	HONDA			14	25:43.959	+16.699	144.4	2	1:48.683	146.5
12	11 DAVID GONZÁLEZ	ESP	CUNA DE CAMPEONES	HONDA			14	25:44.531	+17.271	144.3	3	1:48.914	146.2
13	95 LEONARDO ZANNI	ITA	FINETWORK MIR JUNIOR TEAM	HONDA			14	25:50.746	+23.486	143.7	14	1:49.862	144.9
14	25 GONZALO PÉREZ	ESP	TEAM LARRESPORT	HONDA			14	25:50.806	+23.546	143.7	2	1:49.750	145.1
15	17 PEDRO ALOMAR	ESP	IGAXTEAM	HONDA			14	25:51.017	+23.757	143.7	5	1:49.664	145.2
16	26 PAU ALSINA	ESP	ARTBOX	HONDA			14	25:51.105	+23.845	143.7	2	1:49.657	145.2
17	7 BEÑAT FERNÁNDEZ	ESP	FRANDO RACING VHC TEAM	HONDA			14	25:51.148	+23.888	143.7	2	1:49.460	145.5
18	20 OWEN VAN TRIGT	NLD	AGR TEAM	HONDA			14	25:51.454	+24.194	143.7	11	1:49.488	145.4
19	73 VALENTÍN PERRONE	ARG	TEAM LARRESPORT	HONDA			14	25:51.490	+24.230	143.7	12	1:49.772	145.1
20	72 EDOARDO LIGUORI	ITA	PASINI RACING - DODICI MOTORSPORT	HONDA			14	25:52.197	+24.937	143.6	13	1:49.482	145.4
21	37 MARIANOS NIKOLIS	AUS	ILUSION RACING	HONDA			14	26:05.520	+38.260	142.4	14	1:50.191	144.5
22	90 LUCA AGOSTINELLI	VNM	IGAXTEAM	HONDA			14	26:06.695	+39.435	142.3	12	1:50.783	143.7
23	31 GIULIO PUGLIESE	ITA	AC RACING TEAM	HONDA			14	26:06.758	+39.498	142.3	4	1:50.489	144.1
24	18 EDOARDO BERTOLA	ITA	AC RACING TEAM	HONDA			14	26:06.910	+39.650	142.3	4	1:50.579	144.0
25	33 ENZO BELLON	FRA	AGR TEAM	HONDA			14	26:06.999	+39.739	142.3	8	1:50.892	143.6
26	41 YVONNE CERPA	ESP	TEAM HONDA LAGLISSE	HONDA			14	26:07.181	+39.921	142.2	7	1:50.788	143.7
Not classified													
52	JEREMIASZ WOJCIECHOWSKI	POL	KIDZGP BY COVACHA R.T.	HONDA			8	14:58.541			4	1:50.461	144.1
13	HAKIM DANISH	MYS	MONLAU MOTUL	HONDA			8	26:05.668			5	1:49.649	145.2
Retired													
81	LORENZ TONI LUCIANO	BEL	ARTBOX	HONDA			5	9:11.777			5	1:48.288	147.0
12	ADRIANO DONOSO	ESP	TEAM HONDA LAGLISSE	HONDA			5	9:11.808			5	1:48.614	146.6

Pole Position:

Fastest Lap:


Lap5	JESÚS TORRES	1:48.063	147.3 Kph
------	--------------	----------	-----------

3 SECONDS TIME PENALTY RIDER NR. 43 REPETeadly EXCEEDING TRACK LIMITS ART 1.21

Published at:

Track Status: **DRY**


Clerk of the Course: Miguel Ángel Rodríguez	Timekeeper: José Antonio Ortega
---	---



ETC
Finetwork FIM JuniorGP Jerez
Race 1

Lap Chart


No	Pos	Grid	Lap													
			1	2	3	4	5	6	7	8	9	10	11	12	13	14
28	1	28	28	28	28	28	51	51	51	51	51	51	51	1	28	28
51	2	51	51	51	51	51	28	1	1	1	28	1	28	47	1	51
1	3	1	1	1	1	1	1	28	28	28	47	28	1	51	51	47
11	4	11	47	47	47	47	47	47	47	47	1	47	47	28	47	1
43	5	43	43	43	93	67	67	27	67	22	27	93	27	67	93	27
13	6	13	54	54	67	93	27	67	93	93	93	27	67	93	22	93
47	7	47	93	67	54	54	54	93	27	27	54	54	93	22	24	67
27	8	27	12	93	24	27	93	54	22	54	22	67	24	24	27	54
93	9	93	67	12	12	12	81	22	54	24	24	24	22	27	54	22
54	10	54	24	24	27	24	12	24	24	67	67	22	54	54	67	24
22	11	22	27	27	81	81	22	11	11	11	11	11	11	11	11	43
12	12	12	11	81	22	22	24	43	43	43	43	43	43	43	43	11
81	13	81	81	22	11	11	11	26	26	26	95	95	26	7	25	95
67	14	67	22	11	43	43	43	95	25	95	17	25	25	26	17	25
24	15	24	13	95	25	95	95	17	95	17	7	17	17	25	26	17
26	16	26	95	25	95	25	25	25	17	25	25	26	95	95	95	26
25	17	25	25	26	7	7	26	7	7	7	26	7	7	17	20	7
17	18	17	26	7	26	26	17	73	73	20	73	73	20	73	73	20
73	19	73	17	17	17	17	7	20	20	73	20	20	73	20	7	73
72	20	72	73	20	73	73	73	72	72	72	72	72	72	72	72	72
95	21	95	7	73	20	20	20	37	37	37	18	37	37	37	37	37
20	22	20	20	90	72	72	72	18	90	90	90	90	90	90	90	90
18	23	18	41	72	37	37	37	90	31	18	37	33	33	18	31	31
33	24	33	90	41	41	18	90	31	18	31	33	18	18	33	18	18
52	25	52	72	37	90	90	31	52	52	52	31	31	41	31	33	33
41	26	41	18	18	18	31	18	33	33	33	41	41	31	41	41	41
90	27	90	37	33	33	52	52	41	41	41						
37	28	37	33	52	31	33	33	13	13	13						
31	29	31	52	31	52	41	41									
7	30	7	31	13	13	13	13									



ETC
Finetwork FIM JuniorGP Jerez
Race 1

Best Sector Times


Sector 1			Sector 2			Sector 3			Sector 4			Pos	No	Ideal Lap	Best Lap	
Pos	No	Rider	Time	No	Rider	Time	No	Rider	Time	No	Rider					Time
1	1	G.PINI	26.370	67	C.O'GORMAN	16.421	51	B.URIARTE	31.336	81	L.LUCIANO	33.441	1	1	1:47.843	1:48.103 (2)
2	22	J.TORRES	26.410	81	L.LUCIANO	16.430	28	M.QUILES	31.379	27	R.SALMELA	33.455	2	51	1:47.865	1:48.255 (5)
3	47	D.BOGGIO	26.418	24	G.PLANQUES	16.446	13	H.DANISH	31.429	24	G.PLANQUES	33.468	3	28	1:47.925	1:48.239 (3)
4	28	M.QUILES	26.420	27	R.SALMELA	16.464	1	G.PINI	31.441	47	D.BOGGIO	33.502	4	47	1:47.943	1:48.242 (4)
5	51	B.URIARTE	26.434	1	G.PINI	16.503	47	D.BOGGIO	31.477	51	B.URIARTE	33.527	5	81	1:47.949	1:48.288 (7)
6	43	A.BRINTON	26.446	93	A.FERRÁNDEZ	16.528	27	R.SALMELA	31.557	1	G.PINI	33.529	6	27	1:47.951	1:48.301 (8)
7	27	R.SALMELA	26.475	12	A.DONOSO	16.535	22	J.TORRES	31.561	22	J.TORRES	33.535	7	24	1:47.987	1:48.257 (6)
8	24	G.PLANQUES	26.478	22	J.TORRES	16.544	81	L.LUCIANO	31.562	93	A.FERRÁNDEZ	33.540	8	22	1:48.050	1:48.063 (1)
9	93	A.FERRÁNDEZ	26.490	47	D.BOGGIO	16.546	11	D.GONZÁLEZ	31.571	13	H.DANISH	33.545	9	67	1:48.145	1:48.329 (9)
10	54	J.RIOS	26.511	20	O.VAN TRIGT	16.565	67	C.O'GORMAN	31.574	28	M.QUILES	33.549	10	13	1:48.165	1:49.649 (18)
11	81	L.LUCIANO	26.516	51	B.URIARTE	16.568	24	G.PLANQUES	31.595	67	C.O'GORMAN	33.605	11	93	1:48.174	1:48.591 (11)
12	12	A.DONOSO	26.528	28	M.QUILES	16.577	54	J.RIOS	31.600	12	A.DONOSO	33.650	12	54	1:48.426	1:48.557 (10)
13	67	C.O'GORMAN	26.545	7	B.FERNÁNDEZ	16.586	93	A.FERRÁNDEZ	31.616	43	A.BRINTON	33.714	13	12	1:48.493	1:48.614 (12)
14	13	H.DANISH	26.600	13	H.DANISH	16.591	26	P.ALSINA	31.674	54	J.RIOS	33.720	14	43	1:48.544	1:48.683 (13)
15	11	D.GONZÁLEZ	26.664	54	J.RIOS	16.595	43	A.BRINTON	31.728	72	E.LIGUORI	33.847	15	11	1:48.721	1:48.914 (14)
16	26	P.ALSINA	26.685	11	D.GONZÁLEZ	16.604	20	O.VAN TRIGT	31.736	11	D.GONZÁLEZ	33.882	16	26	1:48.977	1:49.657 (19)
17	95	L.ZANNI	26.687	43	A.BRINTON	16.656	7	B.FERNÁNDEZ	31.778	95	L.ZANNI	33.891	17	20	1:49.020	1:49.488 (17)
18	20	O.VAN TRIGT	26.697	26	P.ALSINA	16.668	12	A.DONOSO	31.780	7	B.FERNÁNDEZ	33.915	18	7	1:49.058	1:49.460 (15)
19	17	P.ALOMAR	26.732	17	P.ALOMAR	16.677	17	P.ALOMAR	31.785	26	P.ALSINA	33.950	19	95	1:49.147	1:49.862 (23)
20	72	E.LIGUORI	26.741	73	V.PERRONE	16.693	95	L.ZANNI	31.824	25	G.PÉREZ	33.971	20	17	1:49.227	1:49.664 (20)
21	73	V.PERRONE	26.760	25	G.PÉREZ	16.717	72	E.LIGUORI	31.855	37	M.NIKOLIS	33.979	21	72	1:49.281	1:49.482 (16)
22	7	B.FERNÁNDEZ	26.779	95	L.ZANNI	16.745	25	G.PÉREZ	31.912	20	O.VAN TRIGT	34.022	22	25	1:49.404	1:49.750 (21)
23	25	G.PÉREZ	26.804	52	J.WOJCIECHOWSKI	16.766	73	V.PERRONE	31.943	17	P.ALOMAR	34.033	23	73	1:49.509	1:49.772 (22)
24	90	LAGOSTINELLI	26.968	41	Y.CERPA	16.771	37	M.NIKOLIS	32.186	52	J.WOJCIECHOWSKI	34.087	24	37	1:50.117	1:50.191 (24)
25	18	E.BERTOLA	26.983	18	E.BERTOLA	16.775	41	Y.CERPA	32.256	73	V.PERRONE	34.113	25	41	1:50.291	1:50.788 (29)
26	37	M.NIKOLIS	27.005	33	E.BELLON	16.819	31	G.PUGLIESE	32.266	33	E.BELLON	34.193	26	52	1:50.292	1:50.461 (25)
27	31	G.PUGLIESE	27.040	31	G.PUGLIESE	16.828	33	E.BELLON	32.266	41	Y.CERPA	34.210	27	18	1:50.336	1:50.579 (27)
28	41	Y.CERPA	27.054	72	E.LIGUORI	16.838	90	LAGOSTINELLI	32.306	18	E.BERTOLA	34.237	28	33	1:50.341	1:50.892 (30)
29	33	E.BELLON	27.063	90	LAGOSTINELLI	16.849	18	E.BERTOLA	32.341	31	G.PUGLIESE	34.273	29	31	1:50.407	1:50.489 (26)
30	52	J.WOJCIECHOWSKI	27.096	37	M.NIKOLIS	16.947	52	J.WOJCIECHOWSKI	32.343	90	LAGOSTINELLI	34.335	30	90	1:50.458	1:50.783 (28)



ETC Finetwork FIM JuniorGP Jerez Race 1

Best Top Speed

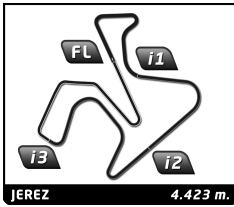
No Rider	Team	Class	Top 1		Top 2		Top 3		Top 4		Top 5		
			Kph	Lap	Kph	Lap	Kph	Lap	Kph	Lap	Kph	Lap	Avg
72	EDOARDO LIGUORI	PASINI RACING - DODICI MOTORSPORT	202.2	1	200.7	2	195.7	14	193.5	10	193.5	4	197,1
31	GIULIO PUGLIESE	AC RACING TEAM	201.5	13	200.4	5	200.0	4	199.6	10	198.2	12	199,9
67	CASEY O'GORMAN	VISIONTRACK RACING TEAM	201.5	10	201.1	1	200.7	2	197.4	3	197.1	9	199,6
95	LEONARDO ZANNI	FINETWORK MIR JUNIOR TEAM	201.5	1	195.7	12	195.3	2	194.2	4	194.2	3	196,2
22	JESÚS TORRES	CUNA DE CAMPEONES	201.1	2	200.7	10	197.1	5	196.7	11	196.7	1	198,5
24	GUILLEM PLANQUES	FIRST BIKE ACADEMY	201.1	3	200.4	2	200.4	1	200.0	10	199.6	8	200,3
25	GONZALO PÉREZ	TEAM LARRESPORT	201.1	9	199.3	1	197.8	7	197.4	2	197.1	10	198,5
11	DAVID GONZÁLEZ	CUNA DE CAMPEONES	200.7	2	199.3	1	193.5	3	192.5	9	192.5	5	195,7
18	EDOARDO BERTOLA	AC RACING TEAM	200.7	4	199.6	2	199.3	3	198.2	11	198.2	8	199,2
33	ENZO BELLON	AGR TEAM	200.7	3	199.6	6	199.3	5	198.9	9	198.9	1	199,5
93	ALBERTO FERRÁNDEZ	FINETWORK MIR JUNIOR TEAM	200.7	1	198.9	6	198.5	3	198.2	7	197.4	2	198,7
12	ADRIANO DONOSO	TEAM HONDA LAGLISSE	200.4	5	200.0	2	198.5	4	197.1	3	196.4	1	198,5
27	RICO SALMELA	TEAM ESTRELLA GALICIA 0,0	200.4	4	200.0	5	199.3	1	198.9	3	198.5	12	199,4
73	VALENTÍN PERRONE	TEAM LARRESPORT	200.4	6	200.4	1	199.6	4	198.2	2	197.8	5	199,3
37	MARIANOS NIKOLIS	ILUSION RACING	200.0	2	199.6	1	197.1	13	196.4	14	196.0	3	197,8
90	LUCA AGOSTINELLI	IGAXTEAM	200.0	10	199.3	1	198.2	8	197.1	11	196.7	5	198,3
28	MÁXIMO QUILES	ASPAR JUNIOR TEAM	199.6	9	199.3	8	197.8	11	195.7	7	195.3	2	197,5
47	DODÓ BOGGIO	ASPAR JUNIOR TEAM	199.6	8	199.6	6	198.9	3	198.5	5	198.5	4	199,0
17	PEDRO ALOMAR	IGAXTEAM	199.3	8	198.5	3	198.5	2	197.8	5	197.4	13	198,3
81	LORENZ TONI LUCIANO	ARTBOX	199.3	4	198.9	5	198.5	3	196.4	2	194.9	1	197,6
7	BEÑAT FERNÁNDEZ	FRANDO RACING VHC TEAM	198.9	9	197.4	2	197.4	1	197.1	8	195.7	14	197,3
54	JESÚS RIOS	MRE TALENT	198.9	14	197.8	5	197.8	1	197.1	10	196.7	7	197,7
20	OWEN VAN TRIGT	AGR TEAM	198.2	8	196.0	13	196.0	2	194.9	14	194.9	3	196,0
52	JEREMIASZ WOJCIECHOWKIDZGP BY COVACHA R.T.		198.2	1	198.2	3	197.8	2	197.1	7	196.7	5	197,6
41	YVONNE CERPA	TEAM HONDA LAGLISSE	197.8	11	197.1	13	195.7	3	195.7	2	195.7	1	196,4
51	BRIAN URIARTE	TEAM ESTRELLA GALICIA 0,0	197.4	13	195.3	6	193.2	1	192.9	3	192.5	5	194,3
1	GUIDO PINI	AC RACING TEAM	197.1	3	196.7	13	196.7	6	195.3	11	195.3	4	196,2
13	HAKIM DANISH	MONLAU MOTUL	197.1	1	196.4	2	192.5	6	192.2	7	190.5	5	193,7
26	PAU ALSINA	ARTBOX	197.1	8	196.0	2	195.3	10	195.3	6	195.3	1	195,8
43	AMANUEL BRINTON	TEAM ESTRELLA GALICIA 0,0	196.0	1	194.6	5	193.5	14	192.5	10	192.5	2	193,8



ETC
Finetwork FIM JuniorGP Jerez
Race 1

Fastest Lap Sequence

Elapsed	No Rider	Team	Bike	Class	Time	Kph	Lap
3:44.297	28 MÁXIMO QUILES	ASPAR JUNIOR TEAM	HONDA		1:49.127	145.9	2
3:44.440	51 BRIAN URIARTE	TEAM ESTRELLA GALICIA 0,0	HONDA		1:49.065	146.0	2
3:44.489	1 GUIDO PINI	AC RACING TEAM	HONDA		1:48.912	146.2	2
3:44.510	47 DODÓ BOGGIO	ASPAR JUNIOR TEAM	HONDA		1:48.900	146.2	2
3:44.581	43 AMANUEL BRINTON	TEAM ESTRELLA GALICIA 0,0	HONDA		1:48.683	146.5	2
3:45.023	67 CASEY O'GORMAN	VISIONTRACK RACING TEAM	HONDA		1:48.329	147.0	2
3:45.972	81 LORENZ TONI LUCIANO	ARTBOX	HONDA		1:48.317	147.0	2
7:21.232	1 GUIDO PINI	AC RACING TEAM	HONDA		1:48.263	147.1	4
9:09.451	51 BRIAN URIARTE	TEAM ESTRELLA GALICIA 0,0	HONDA		1:48.255	147.1	5
9:12.001	22 JESÚS TORRES	CUNA DE CAMPEONES	HONDA		1:48.063	147.3	5

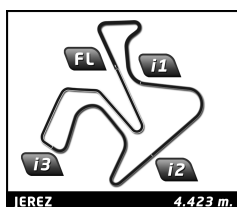


ETC
Finetwork FIM JuniorGP Jerez
Race 1

Analysis by lap

Lapped 1

No	Lap Time	Gap	No	Lap Time	Gap	No	Lap Time	Gap	No	Lap Time	Gap	No	Lap Time	Gap								
Lap 1																						
28	1:55.170	0.000	41	1:51.579	7.313	26	1:50.136	7.649	43	1:50.076	6.884	67	1:50.042	4.230								
51	1:55.375	0.205	37	1:50.913	7.362	17	1:50.030	7.852	26	1:50.118	10.811	11	1:49.674	9.281								
1	1:55.577	0.407	18	1:51.487	7.536	73	1:49.978	8.179	95	1:50.291	10.835	43	1:49.738	9.492								
47	1:55.610	0.440	33	1:51.061	7.586	20	1:50.168	8.647	17	1:50.293	11.089	26	1:50.053	14.208								
43	1:55.898	0.728	52	1:50.941	7.725	72	1:50.060	11.541	25	1:50.551	11.139	95	1:49.894	14.213								
54	1:56.175	1.005	31	1:51.325	8.487	37	1:50.779	12.507	7	1:50.321	11.171	17	1:49.849	14.354								
93	1:56.472	1.302	Lap 3																			
12	1:56.478	1.308	28	1:48.324		90	1:50.899	12.995	20	1:50.123	11.806	7	1:49.999	14.598								
67	1:56.694	1.524	51	1:48.351	0.170	31	1:50.489	13.190	72	1:50.063	14.676	20	1:49.828	15.052								
24	1:56.771	1.601	1	1:48.480	0.348	52	1:50.461	13.285	37	1:51.230	17.951	73	1:50.023	15.070								
27	1:56.906	1.736	47	1:48.493	0.382	33	1:50.968	13.368	18	1:50.802	18.376	72	1:49.995	18.139								
11	1:57.509	2.339	93	1:48.796	1.238	41	1:53.464	15.325	90	1:51.140	18.470	13	12:58.462	6 Laps								
81	1:57.655	2.485	67	1:48.995	1.397	Lap 5																
22	1:57.810	2.640	54	1:49.268	1.585	51	1:48.255		52	1:51.072	18.752	37	1:50.984	23.267								
13	1:57.857	2.687	24	1:49.016	1.652	28	1:48.494	0.095	33	1:51.076	18.820	90	1:51.082	23.585								
95	1:58.285	3.115	12	1:49.127	1.701	1	1:48.468	0.249	41	1:51.151	21.222	18	1:50.970	23.776								
25	1:58.578	3.408	27	1:49.084	2.009	47	1:48.408	0.296	Lap 7													
26	1:58.793	3.623	81	1:48.914	2.265	67	1:48.469	1.560	51	1:48.540		33	1:50.998	23.943								
17	1:58.897	3.727	22	1:48.750	2.691	27	1:48.301	1.889	1	1:48.607	0.098	33	1:50.892	24.006								
73	1:59.022	3.852	11	1:48.914	3.344	54	1:48.557	2.019	28	1:48.578	0.274	41	1:50.898	26.082								
7	1:59.071	3.901	43	1:51.567	3.527	93	1:48.959	2.083	47	1:48.551	0.329	Lap 9										
20	1:59.468	4.298	25	1:49.933	5.640	81	1:48.288	2.326	67	1:48.752	2.474	51	1:48.480									
41	2:00.031	4.861	95	1:50.082	5.705	12	1:48.614	2.357	93	1:48.686	2.502	28	1:48.239	0.118								
90	2:00.081	4.911	7	1:49.832	5.742	22	1:48.063	2.550	27	1:48.967	2.627	47	1:48.242	0.170								
72	2:00.136	4.966	26	1:50.115	5.944	24	1:48.842	2.875	22	1:48.566	2.788	1	1:48.728	0.474								
18	2:00.346	5.176	17	1:50.049	6.253	11	1:49.164	4.830	54	1:48.896	3.018	27	1:49.215	4.491								
37	2:00.746	5.576	73	1:49.826	6.632	43	1:49.374	5.129	24	1:48.816	3.087	93	1:49.346	4.546								
33	2:00.822	5.652	20	1:50.141	6.910	95	1:50.003	8.865	11	1:49.893	7.893	54	1:49.074	4.585								
52	2:01.081	5.911	72	1:51.024	9.912	25	1:50.006	8.909	43	1:49.696	8.040	22	1:49.624	4.729								
31	2:01.459	6.289	37	1:51.121	10.159	26	1:49.764	9.014	26	1:50.170	12.441	24	1:49.216	4.772								
Lap 2																						
28	1:49.127		41	1:51.303	10.292	17	1:49.664	9.117	25	1:49.882	12.481	67	1:49.116	4.866								
51	1:49.065	0.143	90	1:51.729	10.527	7	1:50.152	9.171	95	1:50.310	12.605	11	1:49.724	10.525								
1	1:48.912	0.192	18	1:51.411	10.623	73	1:49.857	9.637	17	1:50.242	12.791	43	1:49.809	10.821								
47	1:48.900	0.213	33	1:51.569	10.831	20	1:49.756	10.004	7	1:50.254	12.885	95	1:50.141	15.874								
43	1:48.683	0.284	31	1:50.969	11.132	72	1:49.792	12.934	73	1:50.349	13.333	17	1:50.269	16.143								
54	1:48.763	0.641	52	1:51.854	11.255	37	1:50.934	15.042	20	1:50.244	13.510	7	1:50.161	16.279								
67	1:48.329	0.726	Lap 4																			
93	1:48.591	0.766	28	1:48.431		90	1:51.055	15.651	72	1:50.294	16.430	25	1:50.212	16.281								
12	1:48.717	0.898	51	1:48.405	0.144	31	1:50.965	15.756	37	1:51.158	20.569	26	1:50.558	16.286								
24	1:48.486	0.960	1	1:48.263	0.180	18	1:51.523	15.895	90	1:50.859	20.789	73	1:50.969	17.559								
27	1:48.640	1.249	47	1:48.336	0.287	52	1:51.115	16.001	31	1:50.855	20.935	20	1:51.199	17.771								
81	1:48.317	1.675	67	1:48.524	1.490	33	1:51.096	16.065	18	1:51.256	21.092	72	1:50.091	19.750								
22	1:48.752	2.265	93	1:48.716	1.523	41	1:51.466	18.392	52	1:51.019	21.231	18	1:51.478	26.774								
11	1:49.542	2.754	54	1:48.707	1.861	Lap 6																
95	1:49.959	3.947	27	1:48.409	1.987	51	1:48.321		33	1:51.120	21.400	90	1:51.771	26.876								
25	1:49.750	4.031	12	1:48.872	2.142	1	1:48.103	0.031	41	1:50.788	23.470	37	1:52.188	26.975								
26	1:49.657	4.153	24	1:49.211	2.432	28	1:48.462	0.236	Lap 8													
7	1:49.460	4.234	81	1:48.603	2.437	47	1:48.343	0.318	51	1:48.286		33	1:51.586	27.112								
17	1:49.928	4.528	22	1:48.626	2.886	27	1:48.632	2.200	1	1:48.414	0.226	31	1:52.467	27.821								
20	1:49.922	5.093	11	1:49.152	4.065	67	1:49.023	2.262	28	1:48.371	0.359	41	1:50.812	28.414								
73	1:50.405	5.130	43	1:49.058	4.154	93	1:48.594	2.356	47	1:48.365	0.408	13	1:57.956	6 Laps								
90	1:51.338	7.122	95	1:49.987	7.261	54	1:48.964	2.662	22	1:49.083	3.585	Lap 10										
72	1:51.373	7.212	25	1:50.093	7.302	22	1:48.533	2.762	93	1:49.464	3.680	51	1:48.741									
Lap 7																						
27	1:49.828	15.052	7	1:50.107	7.418	24	1:48.257	2.811	27	1:49.415	3.756	1	1:48.462	0.195								
73	1:50.023	15.070	Lap 8																			
72	1:49.995	18.139	Lap 9																			
37	1:50.984	23.267	Lap 10																			
90	1:51.082	23.585	Lap 11																			
18	1:50.970	23.776	Lap 12																			
31	1:51.185	23.834	Lap 13																			
52	1:50.998	23.943	Lap 14																			
33	1:50.892	24.006	Lap 15																			
41	1:50.898	26.082	Lap 16																			
Lap 17																						
Lap 18																						
Lap 19																						
Lap 20																						

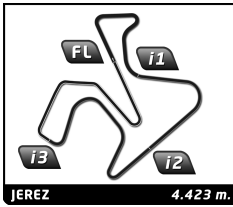


ETC
Finetwork FIM JuniorGP Jerez
Race 1

Analysis by lap


Lapped

No	Lap Time	Gap	No	Lap Time	Gap	No	Lap Time	Gap	No	Lap Time	Gap	No	Lap Time	Gap
54	1:49.855	5.699	67	1:49.961	7.159	47	1:48.489	0.069						
67	1:49.636	5.761	93	1:49.958	7.209	1	1:48.886	0.379						
24	1:49.812	5.843	22	1:49.579	7.274	27	1:49.785	9.384						
22	1:49.923	5.911	24	1:49.785	7.395	93	1:49.974	9.421						
11	1:50.298	12.082	27	1:50.424	7.585	67	1:49.715	9.455						
43	1:50.236	12.316	54	1:50.469	8.219	54	1:49.889	9.531						
95	1:50.315	17.448	11	1:49.855	13.925	22	1:50.096	9.585						
25	1:50.076	17.616	43	1:49.866	14.119	24	1:50.097	9.621						
17	1:50.447	17.849	7	1:50.094	20.442	43	1:49.997	16.699						
26	1:50.605	18.150	26	1:50.431	20.480	11	1:50.816	17.271						
7	1:50.644	18.182	25	1:50.648	20.703	95	1:49.862	23.486						
73	1:50.070	18.888	95	1:50.534	20.732	25	1:50.379	23.546						
20	1:50.043	19.073	17	1:50.692	20.879	17	1:50.416	23.757						
72	1:50.168	21.177	73	1:49.772	21.197	26	1:50.467	23.845						
37	1:51.320	29.554	20	1:50.438	21.207	7	1:49.730	23.888						
90	1:51.982	30.117	72	1:50.122	23.516	20	1:50.275	24.194						
33	1:51.841	30.212	37	1:51.277	34.046	73	1:50.166	24.230						
18	1:52.294	30.327	90	1:50.783	34.083	72	1:49.588	24.937						
31	1:51.401	30.481	18	1:50.740	34.224	37	1:50.191	38.260						
41	1:50.957	30.630	33	1:50.934	34.350	13	1:50.298	6 Laps						
13	1:50.222	6 Laps	13	1:49.897	6 Laps	90	1:51.013	39.435						
Lap 11			31	1:51.031	34.904	31	1:50.930	39.498						
51	1:48.647		41	1:51.430	35.136	18	1:50.889	39.650						
28	1:48.508	0.101	Lap 13			33	1:50.915	39.739						
1	1:48.674	0.222	28	1:48.874		41	1:50.929	39.921						
47	1:48.705	0.356	1	1:49.142	0.163									
27	1:49.347	6.306	51	1:49.081	0.200									
67	1:49.229	6.343	47	1:49.143	0.250									
93	1:49.650	6.396	93	1:49.887	8.117									
24	1:49.559	6.755	22	1:49.864	8.159									
22	1:49.576	6.840	24	1:49.778	8.194									
54	1:49.843	6.895	27	1:49.663	8.269									
11	1:49.780	13.215	54	1:49.072	8.312									
43	1:49.729	13.398	67	1:50.230	8.410									
26	1:49.691	19.194	11	1:50.179	15.125									
25	1:50.231	19.200	43	1:50.232	15.372									
17	1:50.130	19.332	25	1:50.113	21.837									
95	1:50.542	19.343	17	1:50.111	22.011									
7	1:49.958	19.493	26	1:50.547	22.048									
20	1:49.488	19.914	95	1:50.541	22.294									
73	1:50.329	20.570	20	1:50.361	22.589									
72	1:50.009	22.539	73	1:50.516	22.734									
37	1:51.007	31.914	7	1:51.365	22.828									
90	1:50.975	32.445	72	1:49.482	24.019									
33	1:50.996	32.561	37	1:51.672	36.739									
18	1:50.949	32.629	13	1:51.327	6 Laps									
41	1:50.868	32.851	90	1:51.988	37.092									
31	1:51.184	33.018	31	1:51.313	37.238									
13	1:49.649	6 Laps	18	1:52.186	37.431									
Lap 12			33	1:52.123	37.494									
1	1:48.923		41	1:51.505	37.662									
47	1:48.875	0.086	Lap 14											
51	1:49.243	0.098	28	1:48.670										
28	1:49.149	0.105	51	1:48.526	0.056									



ETC
Finetwork FIM JuniorGP Jerez
Race 1
Sector Analysis

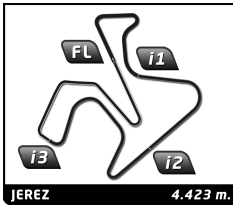
— Invalidated Lap							■ Personal Best							■ Session Best							B Crossing the pit lane						
Lap	Time	Sector 1	Sector 2	Sector 3	Sector 4	T.Spd	Lap	Time	Sector 1	Sector 2	Sector 3	Sector 4	T.Spd	Lap	Time	Sector 1	Sector 2	Sector 3	Sector 4	T.Spd	Lap	Time	Sector 1	Sector 2	Sector 3	Sector 4	T.Spd
28 MÁXIMO QUILES ESP							4 1:48.336 26.506 16.681 31.647 33.502 198.5							5 1:48.408 26.457 16.621 31.666 33.664 198.5							6 1:48.343 26.418 16.574 31.682 33.669 199.6						
ASPAR JUNIOR TEAM HONDA							7 1:48.551 26.499 16.727 31.718 33.607 195.7							8 1:48.365 26.490 16.640 31.702 33.533 199.6							9 1:48.242 26.431 16.739 31.477 33.595 193.5						
1	1:55.170	33.145	16.794	31.593	33.638	192.2	10	1:48.869	26.548	16.688	31.911	33.722	197.4	11	1:48.705	26.656	16.647	31.603	33.799	197.4	12	1:48.875	26.512	16.799	31.479	34.085	197.1
2	1:49.127	26.584	16.817	31.925	33.801	195.3	13	1:49.143	26.938	16.994	31.594	33.617	194.2	14	1:48.489	26.558	16.596	31.643	33.692	197.8							
3	1:48.324	26.519	16.650	31.477	33.678	194.2																					
4	1:48.431	26.560	16.794	31.528	33.549	192.2																					
5	1:48.494	26.529	16.686	31.647	33.632	193.2																					
6	1:48.462	26.442	16.654	31.693	33.673	193.5																					
7	1:48.578	26.490	16.779	31.671	33.638	195.7																					
8	1:48.371	26.502	16.577	31.717	33.575	199.3																					
9	1:48.239	26.420	16.748	31.379	33.692	199.6																					
10	1:48.863	26.528	16.707	31.747	33.881	194.6																					
11	1:48.508	26.544	16.678	31.380	33.906	197.8																					
12	1:49.149	26.651	16.887	31.776	33.835	191.5																					
13	1:48.874	26.849	16.856	31.442	33.727	193.9																					
14	1:48.670	26.581	16.692	31.536	33.861	193.9																					
51 BRIAN URIARTE ESP							1 1:56.906 34.512 16.492 32.266 33.636 199.3							2 1:48.640 26.822 16.657 31.557 33.604 194.6													
TEAM ESTRELLA GALICIA 0,0 HONDA							3 1:49.084 26.756 16.464 32.032 33.832 198.9							4 1:48.409 26.593 16.614 31.747 33.455 200.4													
1	1:55.375	33.219	16.746	31.728	33.682	193.2	5	1:48.301	26.475	16.598	31.732	33.496	200.0	6	1:48.632	26.531	16.648	31.711	33.742	195.3							
2	1:49.065	26.434	16.741	32.046	33.844	191.8	7	1:48.967	26.655	16.752	31.899	33.661	190.1	8	1:49.415	26.774	16.729	31.987	33.925	196.4							
3	1:48.351	26.501	16.568	31.556	33.726	192.9	9	1:49.215	26.738	16.674	31.751	34.052	195.3	10	1:49.856	26.684	16.825	32.189	34.158	190.5							
4	1:48.405	26.446	16.862	31.570	33.527	189.8	11	1:49.347	26.677	16.810	31.870	33.990	193.2	12	1:50.424	27.581	16.593	31.966	34.284	198.5							
5	1:48.255	26.463	16.654	31.454	33.684	192.5	13	1:49.663	26.765	16.760	32.119	34.019	194.9	14	1:49.785	26.894	16.706	31.957	34.228	196.0							
6	1:48.321	26.498	16.713	31.336	33.774	195.3																					
7	1:48.540	26.496	16.768	31.524	33.752	189.1																					
8	1:48.286	26.531	16.660	31.468	33.627	190.5																					
9	1:48.480	26.497	16.669	31.585	33.729	191.5																					
10	1:48.741	26.535	16.752	31.664	33.790	190.8																					
11	1:48.647	26.548	16.775	31.630	33.694	189.5																					
12	1:49.243	26.600	16.821	31.611	34.211	188.8																					
13	1:49.081	26.912	16.908	31.606	33.655	197.4																					
14	1:48.526	26.467	16.693	31.610	33.756	191.2																					
1 GUIDO PINI ITA							1 1:56.472 34.104 16.715 31.972 33.681 200.7							2 1:48.591 26.548 16.619 31.616 33.808 197.4													
AC RACING TEAM HONDA							3 1:48.796 26.575 16.643 31.713 33.865 198.5							4 1:48.716 26.572 16.825 31.779 33.540 191.2													
1	1:55.577	33.340	16.835	31.674	33.728	193.9	5	1:48.959	26.672	16.739	31.940	33.608	195.3	6	1:48.594	26.490	16.528	31.899	33.677	198.9							
2	1:48.912	26.370	16.663	31.750	34.129	194.6	7	1:48.686	26.632	16.671	31.659	33.724	198.2	8	1:49.464	26.692	16.878	32.119	33.775	193.2							
3	1:48.480	26.586	16.503	31.641	33.750	197.1	9	1:49.346	26.745	16.738	32.072	33.791	191.5	10	1:49.588	26.854	16.617	31.826	34.291	196.4							
4	1:48.263	26.487	16.685	31.562	33.529	195.3	11	1:49.650	26.713	16.985	32.026	33.926	189.5	12	1:49.958	26.838	16.863	32.179	34.078	191.5							
5	1:48.468	26.523	16.614	31.633	33.698	194.9	13	1:49.887	26.945	16.867	32.295	33.780	193.5	14	1:49.974	26.735	16.918	31.891	34.430	193.2							
6	1:48.103	26.417	16.575	31.488	33.623	196.7																					
7	1:48.607	26.535	16.871	31.590	33.611	191.5																					
8	1:48.414	26.513	16.648	31.601	33.652	194.9																					
9	1:48.728	26.475	16.784	31.872	33.597	193.2																					
10	1:48.462	26.502	16.797	31.441	33.722	192.9																					
11	1:48.674	26.528	16.826	31.554	33.766	195.3																					
12	1:48.923	26.571	16.808	31.702	33.842	190.8																					
13	1:49.142	26.908	16.950	31.530	33.754	196.7																					
14	1:48.886	26.580	16.622	31.695	33.989	194.2																					
47 DODÓ BOGGIO ITA							1 1:56.694 34.276 16.592 32.071 33.755 201.1							2 1:48.329 26.599 16.421 31.681 33.628 200.7													
ASPAR JUNIOR TEAM HONDA							3 1:48.995 26.762 16.543 31.867 33.823 197.4							4 1:48.524 26.662 16.570 31.687 33.605 196.0													
1	1:55.610	33.451	16.743	31.809	33.607	198.2	5	1:48.469	26.545	16.739	31.574	33.611	192.2	6	1:49.023	26.674	16.777	31.897	33.675	191.2							
2	1:48.900	26.503	16.563	32.032	33.802	193.2	7	1:48.752	26.653	16.679	31.601	33.819	195.7	8	1:50.042	26.748	16.774	31.953	34.567	193.2							
3	1:48.493	26.636	16.546	31.629	33.682	198.9	9	1:49.116	26.683	16.643	31.868	33.922	197.1														
67 CASEY O'GORMAN IRL							1 1:56.472 34.104 16.715 31.972 33.681 200.7							2 1:48.591 26.548 16.619 31.616 33.808 197.4													
VISIONTRACK RACING TEAM HONDA							3 1:48.796 26.575 16.643 31.713 33.865 198.5							4 1:48.716 26.572 16.825 31.779 33.540 191.2													
1	1:55.610	33.451	16.743	31.809	33.607	198.2	5	1:48.959	26.672	16.739	31.940	33.608	195.3	6	1:48.594	26.490	16.528	31.899	33.677	198.9							
2	1:48.900	26.503	16.563	32.032	33.802	193.2	7	1:48.686	26.632	16.671	31.659	33.724	198.2	8	1:49.464	26.692	16.878	32.119	33.775	193.2							
3	1:48.493	26.636	16.546	31.629	33.682	198.9	9	1:49.346	26.745	16.738	32.072	33.791	191.5	10	1:49.588	26.854	16.617	31.826	34.291	196.4							



ETC
Finetwork FIM JuniorGP Jerez
Race 1
Sector Analysis

— Invalidated Lap ■ Personal Best ■ Session Best B Crossing the pit lane


Lap	Time	Sector 1	Sector 2	Sector 3	Sector 4	T.Sp	Lap	Time	Sector 1	Sector 2	Sector 3	Sector 4	T.Sp	
10	1:49.636	26.797	16.601	32.087	34.151	201.5	43 AMANUEL BRINTON TEAM ESTRELLA GALICIA 0,0 HONDA	1	1:55.898	33.551	16.758	31.868	33.721	196.0
11	1:49.229	26.555	16.753	31.951	33.970	190.5		2	1:48.683	26.446	16.656	31.866	33.715	192.5
12	1:49.961	26.822	16.916	32.053	34.170	189.5		3	1:51.567	26.805	16.771	32.527	35.464	191.2
13	1:50.230	26.843	17.018	32.588	33.781	188.2		4	1:49.058	26.778	16.838	31.728	33.714	192.2
14	1:49.715	26.799	16.608	32.086	34.222	195.7		5	1:49.374	26.713	16.739	31.800	34.122	194.6
54 JESÚS RIOS MRE TALENT ESP HONDA								6	1:50.076	26.784	16.856	32.012	34.424	191.5
1	1:56.175	34.140	16.641	31.632	33.762	197.8		7	1:49.696	27.004	16.977	31.781	33.934	187.5
2	1:48.763	26.528	16.709	31.634	33.892	193.2		8	1:49.738	26.962	16.811	31.961	34.004	191.8
3	1:49.268	26.776	16.608	31.771	34.113	196.0		9	1:49.809	26.611	16.904	32.031	34.263	192.2
4	1:48.707	26.704	16.683	31.600	33.720	193.2		10	1:50.236	26.734	16.841	32.222	34.439	192.5
5	1:48.557	26.511	16.606	31.618	33.822	197.8		11	1:49.729	26.686	16.898	31.897	34.248	190.8
6	1:48.964	26.639	16.622	31.827	33.876	195.7		12	1:49.866	26.760	16.948	31.989	34.169	189.8
7	1:48.896	26.580	16.595	31.885	33.836	196.7		13	1:50.232	26.961	17.076	32.169	34.026	189.8
8	1:49.259	26.988	16.627	31.766	33.878	196.0		14	1:49.997	26.719	16.984	32.111	34.183	193.5
9	1:49.074	26.630	16.632	31.868	33.944	194.9	11 DAVID GONZÁLEZ CUNA DE CAMPEONES ESP HONDA							
10	1:49.855	26.755	16.727	32.179	34.194	197.1	1	1:57.509	34.698	16.604	32.277	33.930	199.3	
11	1:49.843	26.930	16.632	32.019	34.262	193.5	2	1:49.542	26.895	16.757	31.798	34.092	200.7	
12	1:50.469	27.595	16.880	31.850	34.144	190.1	3	1:48.914	26.693	16.768	31.571	33.882	193.5	
13	1:49.072	26.659	16.749	31.851	33.813	188.8	4	1:49.152	26.670	16.888	31.698	33.896	191.8	
14	1:49.889	27.062	16.607	32.053	34.167	198.9	5	1:49.164	26.664	16.807	31.590	34.103	192.5	
22 JESÚS TORRES CUNA DE CAMPEONES ESP HONDA							6	1:50.031	26.804	16.949	32.032	34.246	189.8	
1	1:57.810	34.857	16.743	32.297	33.913	196.7	7	1:49.893	26.803	17.004	31.768	34.318	186.5	
2	1:48.752	26.812	16.615	31.611	33.714	201.1	8	1:49.674	26.862	16.953	31.849	34.010	188.8	
3	1:48.750	26.642	16.763	31.561	33.784	193.9	9	1:49.724	26.747	16.933	31.862	34.182	192.5	
4	1:48.626	26.501	16.722	31.591	33.812	193.5	10	1:50.298	26.813	17.020	32.035	34.430	188.8	
5	1:48.063	26.410	16.544	31.574	33.535	197.1	11	1:49.780	26.807	16.969	31.751	34.253	191.2	
6	1:48.533	26.450	16.571	31.645	33.867	194.9	12	1:49.855	26.865	16.986	31.873	34.131	188.5	
7	1:48.566	26.531	16.648	31.640	33.747	193.2	13	1:50.179	27.169	17.028	32.029	33.953	188.5	
8	1:49.083	26.498	16.750	31.793	34.042	193.9	14	1:50.816	26.887	16.997	32.043	34.889	190.5	
9	1:49.624	26.742	16.787	31.881	34.214	192.2	95 LEONARDO ZANNI FINETWORK MIR JUNIOR TEAM ITA HONDA							
10	1:49.923	26.748	16.730	31.791	34.654	200.7	1	1:58.285	35.262	16.745	32.189	34.089	201.5	
11	1:49.576	26.821	16.813	31.861	34.081	196.7	2	1:49.959	26.745	16.980	31.991	34.243	195.3	
12	1:49.579	26.685	16.767	31.942	34.185	192.5	3	1:50.082	26.957	16.956	32.123	34.046	194.2	
13	1:49.864	26.796	16.902	32.086	34.080	189.8	4	1:49.987	27.146	17.063	31.824	33.954	194.2	
14	1:50.096	26.857	16.821	32.268	34.150	196.0	5	1:50.003	26.793	16.928	32.217	34.065	192.2	
24 GUILLEM PLANQUES FIRST BIKE ACADEMY FRA HONDA							6	1:50.291	27.066	16.809	32.213	34.203	193.9	
1	1:56.771	34.583	16.572	31.946	33.670	200.4	7	1:50.310	26.913	17.067	32.439	33.891	189.5	
2	1:48.486	26.668	16.499	31.736	33.583	200.4	8	1:49.894	26.783	16.860	32.332	33.919	193.9	
3	1:49.016	26.803	16.446	31.841	33.926	201.1	9	1:50.141	26.704	16.948	31.967	34.522	192.2	
4	1:49.211	26.865	16.619	32.002	33.725	199.6	10	1:50.315	26.899	17.038	31.957	34.421	191.2	
5	1:48.842	26.478	16.489	32.161	33.714	198.9	11	1:50.542	26.869	17.171	32.444	34.058	187.8	
6	1:48.257	26.488	16.706	31.595	33.468	194.6	12	1:50.534	27.159	16.967	32.482	33.926	195.7	
7	1:48.816	26.746	16.554	31.759	33.757	198.5	13	1:50.541	26.928	17.012	32.477	34.124	192.5	
8	1:49.235	26.636	16.513	32.074	34.012	199.6	14	1:49.862	26.687	16.926	32.090	34.159	192.9	
9	1:49.216	26.716	16.565	32.032	33.903	198.5	25 GONZALO PÉREZ TEAM LARREPORT ESP HONDA							
10	1:49.812	26.787	16.608	32.304	34.113	200.0	1	1:58.578	35.143	16.782	32.497	34.156	199.3	
11	1:49.559	26.725	16.831	32.159	33.844	199.3	2	1:49.750	26.825	16.741	31.947	34.237	197.4	
12	1:49.785	27.004	16.690	32.136	33.955	196.7	3	1:49.933	26.963	16.893	31.965	34.112	194.9	
13	1:49.778	26.834	16.787	31.899	34.258	193.9								
14	1:50.097	26.697	16.878	32.488	34.034	191.2								



ETC
Finetwork FIM JuniorGP Jerez
Race 1
Sector Analysis

— Invalidated Lap ■ Personal Best ■ Session Best B Crossing the pit lane


Lap	Time	Sector 1	Sector 2	Sector 3	Sector 4	T.Spd	Lap	Time	Sector 1	Sector 2	Sector 3	Sector 4	T.Spd
4	1:50.093	27.157	16.873	31.912	34.151	191.5	10	1:50.644	27.022	16.731	32.214	34.677	194.9
5	1:50.006	26.863	16.827	32.095	34.221	194.6	11	1:49.958	26.779	16.688	32.374	34.117	190.1
6	1:50.551	26.969	16.868	32.490	34.224	189.5	12	1:50.094	27.082	16.967	32.007	34.038	191.8
7	1:49.882	27.020	16.717	32.040	34.105	197.8	13	1:51.365	27.123	17.138	32.322	34.782	190.5
8	1:50.354	26.853	16.879	32.651	33.971	193.2	14	1:49.730	26.800	16.716	32.073	34.141	195.7
9	1:50.212	26.836	16.725	32.141	34.510	201.1							
10	1:50.076	26.929	16.728	32.234	34.185	197.1							
11	1:50.231	26.804	17.066	32.018	34.343	190.1							
12	1:50.648	26.985	17.202	32.279	34.182	192.5							
13	1:50.113	26.887	17.002	31.996	34.228	189.8							
14	1:50.379	26.990	17.055	32.059	34.275	191.5							
17 PEDRO ALOMAR ESP							20 OWEN VAN TRIGT NLD						
IGAXTEAM HONDA							AGR TEAM HONDA						
1	1:58.897	35.467	16.884	32.162	34.384	196.7	1	1:59.468	35.736	16.779	32.509	34.444	194.9
2	1:49.928	26.964	16.721	31.785	34.458	198.5	2	1:49.922	26.912	16.808	32.067	34.135	196.0
3	1:50.049	26.896	16.681	32.146	34.326	198.5	3	1:50.141	27.160	16.732	31.920	34.329	194.9
4	1:50.030	27.109	16.917	31.940	34.064	194.9	4	1:50.168	26.697	17.035	31.986	34.450	194.6
5	1:49.664	26.732	16.756	32.143	34.033	197.8	5	1:49.756	26.985	16.706	31.736	34.329	193.2
6	1:50.293	27.055	16.784	32.153	34.301	196.4	6	1:50.123	26.841	16.752	32.023	34.507	192.9
7	1:50.242	26.917	16.882	32.294	34.149	194.6	7	1:50.244	26.941	16.766	32.094	34.443	190.8
8	1:49.849	26.904	16.677	32.117	34.151	199.3	8	1:49.828	26.956	16.565	32.208	34.099	198.2
9	1:50.269	26.922	16.764	32.125	34.458	197.1	9	1:51.199	28.071	16.749	31.993	34.386	192.2
10	1:50.447	26.838	16.865	32.067	34.677	194.6	10	1:50.043	26.887	16.770	32.273	34.113	193.5
11	1:50.130	26.869	16.815	32.326	34.120	194.6	11	1:49.488	26.764	16.698	32.004	34.022	193.9
12	1:50.692	27.124	16.987	32.421	34.160	193.5	12	1:50.438	26.866	16.947	32.370	34.255	187.5
13	1:50.111	27.021	16.887	32.161	34.042	197.4	13	1:50.361	26.861	16.799	32.423	34.278	196.0
14	1:50.416	27.298	16.795	32.056	34.267	194.9	14	1:50.275	26.826	16.812	32.098	34.539	194.9
26 PAU ALSINA ESP							73 VALENTÍN PERRONE ARG						
ARTBOX HONDA							TEAM LARRESPORT HONDA						
1	1:58.793	34.999	16.948	32.192	34.654	195.3	1	1:59.022	35.362	16.771	32.657	34.232	200.4
2	1:49.657	26.892	16.668	31.835	34.262	196.0	2	1:50.405	27.194	16.832	31.957	34.422	198.2
3	1:50.115	27.139	16.718	32.308	33.950	194.2	3	1:49.826	26.975	16.727	31.948	34.176	197.8
4	1:50.136	27.347	17.073	31.674	34.042	193.2	4	1:49.978	26.896	16.917	31.943	34.222	199.6
5	1:49.764	26.857	16.700	32.148	34.059	194.6	5	1:49.857	26.853	16.811	32.004	34.189	197.8
6	1:50.118	27.036	16.801	31.978	34.303	195.3	6	1:50.208	26.883	16.693	32.259	34.373	200.4
7	1:50.170	27.064	16.956	31.982	34.168	191.5	7	1:50.349	26.918	16.927	32.087	34.417	196.4
8	1:50.053	27.170	16.696	32.042	34.145	197.1	8	1:50.023	26.869	16.765	32.078	34.311	196.7
9	1:50.558	26.907	16.822	32.034	34.795	193.9	9	1:50.969	27.668	16.865	32.016	34.420	193.9
10	1:50.605	26.850	16.765	32.162	34.828	195.3	10	1:50.070	26.796	16.900	31.948	34.426	194.9
11	1:49.691	26.685	16.748	32.096	34.162	193.2	11	1:50.329	26.760	16.761	32.516	34.292	194.9
12	1:50.431	27.059	17.012	32.168	34.192	187.8	12	1:49.772	26.839	16.851	31.969	34.113	193.2
13	1:50.547	27.038	17.109	32.124	34.276	190.5	13	1:50.516	26.945	16.899	32.419	34.253	191.8
14	1:50.467	26.870	17.035	32.300	34.262	190.1	14	1:50.166	26.855	16.927	32.129	34.255	194.6
7 BEÑAT FERNÁNDEZ ESP							72 EDOARDO LIGUORI ITA						
FRANDO RACING VHC TEAM HONDA							PASINI RACING - DODICI MOTORSF HONDA						
1	1:59.071	36.046	17.046	31.828	34.151	197.4	1	2:00.136	36.288	16.843	32.757	34.248	202.2
2	1:49.460	26.831	16.586	31.958	34.085	197.4	2	1:51.373	27.266	16.942	32.554	34.611	200.7
3	1:49.832	26.944	16.772	32.201	33.915	193.2	3	1:51.024	27.349	17.063	32.376	34.236	191.2
4	1:50.107	27.500	16.811	31.778	34.018	192.5	4	1:50.060	26.824	16.930	32.138	34.168	193.5
5	1:50.152	26.798	16.824	32.533	33.997	192.5	5	1:49.792	26.759	16.838	32.118	34.077	192.9
6	1:50.321	27.057	16.835	32.242	34.187	194.6	6	1:50.063	26.826	16.880	32.071	34.286	192.5
7	1:50.254	27.032	16.759	32.347	34.116	194.9	7	1:50.294	27.004	16.884	32.100	34.306	191.8
8	1:49.999	26.849	16.755	32.188	34.207	197.1	8	1:49.995	26.883	16.842	32.029	34.241	192.5
9	1:50.161	26.842	16.717	32.166	34.436	198.9	9	1:50.091	26.880	16.855	32.107	34.249	193.2
							10	1:50.168	26.814	16.884	32.059	34.411	193.5
							11	1:50.009	26.741	16.863	32.158	34.247	193.2
							12	1:50.122	26.963	16.880	32.074	34.205	192.2
							13	1:49.482	26.776	16.945	31.914	33.847	191.8
							14	1:49.588	26.843	16.843	31.855	34.047	195.7



ETC
Finetwork FIM JuniorGP Jerez
Race 1
Sector Analysis

— Invalidated Lap ■ Personal Best ■ Session Best B Crossing the pit lane

Lap	Time	Sector 1	Sector 2	Sector 3	Sector 4	T.Sp	Lap	Time	Sector 1	Sector 2	Sector 3	Sector 4	T.Sp
37 MARIANOS NIKOLIS AUS ILUSION RACING HONDA							4	1:50.579	27.071	16.775	32.362	34.371	200.7
1	2:00.746	36.688	17.168	32.652	34.238	199.6	5	1:51.523	27.366	16.959	32.769	34.429	197.8
2	1:50.913	27.005	16.947	32.541	34.420	200.0	6	1:50.802	27.035	17.002	32.407	34.358	197.1
3	1:51.121	27.304	17.019	32.419	34.379	196.0	7	1:51.256	27.222	17.111	32.543	34.380	193.9
4	1:50.779	27.017	17.143	32.303	34.316	192.2	8	1:50.970	26.983	17.060	32.425	34.502	198.2
5	1:50.934	27.026	17.068	32.344	34.496	192.2	9	1:51.478	26.995	16.895	32.761	34.827	196.4
6	1:51.230	27.194	17.117	32.395	34.524	190.8	10	1:52.294	28.191	16.848	32.700	34.555	197.4
7	1:51.158	27.141	17.193	32.426	34.398	190.1	11	1:50.949	27.098	16.961	32.505	34.385	198.2
8	1:50.984	27.172	17.038	32.560	34.214	192.5	12	1:50.740	27.054	17.092	32.341	34.253	193.9
9	1:52.188	27.153	17.167	33.031	34.837	192.5	13	1:52.186	27.208	17.392	32.968	34.618	195.3
10	1:51.320	27.511	17.085	32.311	34.413	191.5	14	1:50.889	27.014	16.926	32.342	34.607	194.9
11	1:51.007	27.091	17.236	32.396	34.284	190.8							
12	1:51.277	27.143	17.198	32.453	34.483	189.5	33 ENZO BELLON FRA AGR TEAM HONDA						
13	1:51.672	27.585	17.084	32.510	34.493	197.1	1	2:00.822	36.603	17.111	32.659	34.449	198.9
14	1:50.191	27.037	16.989	32.186	33.979	196.4	2	1:51.061	27.267	16.873	32.408	34.513	198.2
90 LUCA AGOSTINELLI VNM IGAXTEAM HONDA							3	1:51.569	27.555	16.819	32.827	34.368	200.7
1	2:00.081	36.006	16.890	32.555	34.630	199.3	4	1:50.968	27.297	16.894	32.469	34.308	195.3
2	1:51.338	27.027	17.020	32.569	34.722	196.4	5	1:51.096	27.142	16.884	32.588	34.482	199.3
3	1:51.729	27.375	17.126	32.803	34.425	192.5	6	1:51.076	27.269	16.852	32.554	34.401	199.6
4	1:50.899	27.061	16.849	32.643	34.346	193.2	7	1:51.120	27.063	17.031	32.612	34.414	197.8
5	1:51.055	27.067	16.921	32.491	34.576	196.7	8	1:50.892	27.154	16.857	32.567	34.314	197.4
6	1:51.140	27.110	17.029	32.419	34.582	195.7	9	1:51.586	27.406	16.945	32.637	34.598	198.9
7	1:50.859	27.071	17.054	32.386	34.348	194.6	10	1:51.841	27.509	17.057	32.688	34.587	194.2
8	1:51.082	27.117	16.979	32.559	34.427	198.2	11	1:50.996	27.136	16.949	32.494	34.417	197.1
9	1:51.771	26.968	17.020	32.716	35.067	194.9	12	1:50.934	27.483	16.992	32.266	34.193	193.9
10	1:51.982	27.950	16.915	32.505	34.612	200.0	13	1:52.123	27.431	17.067	32.862	34.763	198.2
11	1:50.975	27.085	17.047	32.414	34.429	197.1	14	1:50.915	27.067	16.855	32.427	34.566	194.9
12	1:50.783	27.076	17.066	32.306	34.335	193.9							
13	1:51.988	27.278	17.252	32.901	34.557	192.5	41 YVONNE CERPA ESP TEAM HONDA LAGLISSE HONDA						
14	1:51.013	27.079	16.996	32.318	34.620	195.7	1	2:00.031	35.900	17.158	32.599	34.374	195.7
31 GIULIO PUGLIESE ITA AC RACING TEAM HONDA							2	1:51.579	27.331	16.849	32.562	34.837	195.7
1	2:01.459	36.935	17.385	32.619	34.520	196.7	3	1:51.303	27.475	16.936	32.497	34.395	195.7
2	1:51.325	27.367	17.006	32.325	34.627	196.4	4	1:53.464	27.165	16.919	32.827	36.553	194.9
3	1:50.969	27.248	16.965	32.299	34.457	197.1	5	1:51.466	27.262	17.027	32.780	34.397	191.5
4	1:50.489	27.122	16.828	32.266	34.273	200.0	6	1:51.151	27.154	17.052	32.440	34.505	188.8
5	1:50.965	27.051	16.886	32.350	34.678	200.4	7	1:50.788	27.209	17.022	32.340	34.217	187.5
6	1:51.185	27.076	17.052	32.583	34.474	195.3	8	1:50.898	27.109	16.979	32.600	34.210	186.9
7	1:50.855	27.113	16.995	32.383	34.364	198.2	9	1:50.812	27.066	16.985	32.498	34.263	187.8
8	1:51.185	27.068	17.084	32.607	34.426	190.1	10	1:50.957	27.054	16.822	32.426	34.655	187.2
9	1:52.467	27.326	16.957	33.462	34.722	197.1	11	1:50.868	27.246	16.771	32.410	34.441	197.8
10	1:51.401	27.305	16.844	32.666	34.586	199.6	12	1:51.430	27.144	17.191	32.690	34.405	189.8
11	1:51.184	27.153	16.899	32.759	34.373	194.9	13	1:51.505	27.102	16.829	32.966	34.608	197.1
12	1:51.031	27.203	17.068	32.359	34.401	198.2	14	1:50.929	27.248	16.914	32.256	34.511	188.2
13	1:51.313	27.040	16.981	32.725	34.567	201.5							
14	1:50.930	27.095	16.903	32.364	34.568	193.5	52 JEREMIASZ WOJCIECHOWSKI POL KIDZGP BY COVACHA R.T. HONDA						
18 EDOARDO BERTOLA ITA AC RACING TEAM HONDA							1	2:01.081	37.027	17.034	32.592	34.428	198.2
1	2:00.346	36.356	17.174	32.579	34.237	197.4	2	1:50.941	27.178	16.885	32.369	34.509	197.8
2	1:51.487	27.197	16.933	32.600	34.757	199.6	3	1:51.854	27.538	16.885	32.947	34.484	198.2
3	1:51.411	27.327	16.990	32.708	34.386	199.3	4	1:50.461	27.156	16.766	32.452	34.087	196.0
							5	1:51.115	27.109	16.892	32.343	34.771	196.7
							6	1:51.072	27.203	16.945	32.454	34.470	195.3
							7	1:51.019	27.348	16.878	32.428	34.365	197.1
							8	1:50.998	27.096	16.889	32.598	34.415	195.7



ETC

Finetwork FIM JuniorGP Jerez

Race 1

Sector Analysis

— Invalidated Lap ■ Personal Best ■ Session Best B Crossing the pit lane

Lap	Time	Sector 1	Sector 2	Sector 3	Sector 4	T.Spd	Lap	Time	Sector 1	Sector 2	Sector 3	Sector 4	T.Spd
13	HAKIM DANISH						MYS						
	MONLAU MOTUL						HONDA						
1	1:57.857	35.516	16.821	31.975	33.545	197.1							
2	12:58.462 B	26.657	16.591	31.429	...	196.4							
3	1:57.956	33.535	17.231	32.607	34.583	187.5							
4	1:50.222	27.004	16.927	32.039	34.252	188.5							
5	1:49.649	26.836	16.839	31.913	34.061	190.5							
6	1:49.897	26.600	16.939	32.154	34.204	192.5							
7	1:51.327	27.063	17.212	32.552	34.500	192.2							
8	1:50.298	26.943	16.979	32.002	34.374	188.2							
81	LORENZ TONI LUCIANO						BEL						
	ARTBOX						HONDA						
1	1:57.655	35.098	16.712	32.037	33.808	194.9							
2	1:48.317	26.516	16.534	31.562	33.705	196.4							
3	1:48.914	26.542	16.430	32.026	33.916	198.5							
4	1:48.603	26.552	16.500	31.965	33.586	199.3							
5	1:48.288	26.582	16.484	31.781	33.441	198.9							
12	ADRIANO DONOSO						ESP						
	TEAM HONDA LAGLISSE						HONDA						
1	1:56.478	33.941	16.711	31.971	33.855	196.4							
2	1:48.717	26.653	16.535	31.879	33.650	200.0							
3	1:49.127	26.685	16.625	32.066	33.751	197.1							
4	1:48.872	26.651	16.677	31.780	33.764	198.5							
5	1:48.614	26.528	16.544	31.788	33.754	200.4							