

Results and timing service provided by TISSOT

# RookiesCup

## SHARK GRAND PRIX DE FRANCE

### Race Nr.2

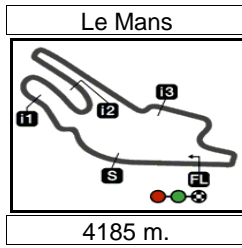
Classification after 16 laps = 66.96 km

Pos	Rider	Nation	Team	Motorcycle	Total Time	Km/h	Gap
1	25 18 <b>Angel PIQUERAS</b>	SPA	Red Bull MotoGP Rookies Cup	KTM	<b>28'27.050</b>	141.2	
2	20 94 <b>Guido PINI</b>	ITA	Red Bull MotoGP Rookies Cup	KTM	<b>28'27.195</b>	141.2	0.145
3	16 54 <b>Alberto FERRANDEZ</b>	SPA	Red Bull MotoGP Rookies Cup	KTM	<b>28'28.090</b>	141.1	1.040
4	13 95 <b>Marco MORELLI</b>	ARG	Red Bull MotoGP Rookies Cup	KTM	<b>28'28.253</b>	141.1	1.203
5	11 14 <b>Cormac BUCHANAN</b>	NZE	Red Bull MotoGP Rookies Cup	KTM	<b>28'37.792</b>	140.3	10.742
6	10 12 <b>Jacob ROULSTONE</b>	AUS	Red Bull MotoGP Rookies Cup	KTM	<b>28'41.037</b>	140.0	13.987
7	9 93 <b>Arbi ADITAMA</b>	INA	Red Bull MotoGP Rookies Cup	KTM	<b>28'41.331</b>	140.0	14.281
8	8 81 <b>Lorenz LUCIANO</b>	BEL	Red Bull MotoGP Rookies Cup	KTM	<b>28'41.136</b>	140.0	14.086
9	7 8 <b>Eddie O'SHEA</b>	GBR	Red Bull MotoGP Rookies Cup	KTM	<b>28'44.462</b>	139.7	17.412
10	6 28 <b>Máximo QUILES</b>	SPA	Red Bull MotoGP Rookies Cup	KTM	<b>28'50.658</b>	139.2	23.608
11	5 47 <b>Dodo BOGGIO</b>	ITA	Red Bull MotoGP Rookies Cup	KTM	<b>28'56.611</b>	138.8	29.561
12	4 78 <b>Jakob ROSENTHALER</b>	AUT	Red Bull MotoGP Rookies Cup	KTM	<b>28'56.744</b>	138.7	29.694
13	3 88 <b>Shinya EZAWA</b>	JPN	Red Bull MotoGP Rookies Cup	KTM	<b>28'57.022</b>	138.7	29.972
14	2 5 <b>Leo RAMMERSTORFER</b>	AUT	Red Bull MotoGP Rookies Cup	KTM	<b>29'04.399</b>	138.1	37.349
15	1 69 <b>Marcos RUDA</b>	SPA	Red Bull MotoGP Rookies Cup	KTM	<b>29'15.176</b>	137.3	48.126
<b>Not classified</b>							
	83 <b>Alvaro CARPE</b>	SPA	Red Bull MotoGP Rookies Cup	KTM	<b>26'41.248</b>	141.1	1 lap
	13 <b>Hakim DANISH</b>	MAL	Red Bull MotoGP Rookies Cup	KTM	<b>26'41.358</b>	141.1	1 lap
	27 <b>Rico SALMELA</b>	FIN	Red Bull MotoGP Rookies Cup	KTM	<b>26'41.703</b>	141.0	1 lap
	67 <b>Casey O'GORMAN</b>	IRL	Red Bull MotoGP Rookies Cup	KTM	<b>26'41.847</b>	141.0	1 lap
	11 <b>Ruché MOODLEY</b>	RSA	Red Bull MotoGP Rookies Cup	KTM	<b>24'55.703</b>	141.0	2 laps
	2 <b>Amaury MIZERA</b>	FRA	Red Bull MotoGP Rookies Cup	KTM	<b>14'33.182</b>	138.0	8 laps
	25 <b>Alexander ENRIQUEZ</b>	USA	Red Bull MotoGP Rookies Cup	KTM	<b>12'53.105</b>	136.4	9 laps
	56 <b>Kevin FARKAS</b>	HUN	Red Bull MotoGP Rookies Cup	KTM	<b>10'54.741</b>	138.0	10 laps
	23 <b>Rhys STEPHENSON</b>	GBR	Red Bull MotoGP Rookies Cup	KTM	<b>5'36.654</b>	134.2	13 laps
<b>Not started</b>							
	50 <b>Carter THOMPSON</b>	AUS	Red Bull MotoGP Rookies Cup	KTM			

The results are provisional until the end of the limit for protest and appeals.

Time limit for protest expires 30' after publication of the results - ..... Time: .....

DORNA DATA PROCESSING TIMING SERVICE DORNA DATA PROCESSING TIMING SERVICE DORNA DATA PROCESSING TIMING SERVICE DORNA DATA PROCESSING TIMING SERVICE DORNA DATA PROCESSING TIMING SERVICE DORNA DATA PROCESSING TIMING SERVICE DORNA DATA PROCESSING TIMING SERVICE DORNA DATA PROCESSING TIMING SERVICE DORNA DATA PROCESSING TIMING SERVICE DORNA DATA PROCCESSSS



Results and timing service provided by **TISSOT**

# RookiesCup

## SHARK GRAND PRIX DE FRANCE

### Race Nr.2

### Classification after 16 laps = 66.96 km

Pos	Rider	Nation	Team	Motorcycle	Total Time	Km/h	Gap
-----	-------	--------	------	------------	------------	------	-----

**Race condition: Dry**  
 Air: 11°  
 Humidity: 76%  
 Ground: 14°

**Pole Position:**  
**Fastest Lap (New record):**  
**Best Race Lap:**  
**All Time Lap Record:**

Lap 12	<b>Casey O'GORMAN</b>	<b>1'45.251</b>	143.1 Km/h
2023	<b>Máximo QUILES</b>	<b>1'45.410</b>	142.9 Km/h
2023	<b>Casey O'GORMAN</b>	<b>1'45.251</b>	143.1 Km/h

**8:40'00**

8:42'31 Carter THOMPSON

8:47'06

8:50'39

**9:00'27**

**9:03'09**

9:04'33 Marcos RUDA

9:04'41 Marcos RUDA

9:09'54 Rhys STEPHENSON

**9:13'00 Leo RAMMERSTORFER**

9:15'05 Kevin FARKAS

**9:16'54 Leo RAMMERSTORFER**

9:17'27 Alexander ENRIQUEZ

9:19'30 Amaury MIZERA

9:29'00 Ruché MOODLEY

9:30'10 Casey O'GORMAN

9:30'15 Hakim DANISH

9:30'15 Alvaro CARPE

9:30'15 Máximo QUILES

9:30'42 Rico SALMELA

9:30'56 Máximo QUILES

**9:34'54 Lorenz LUCIANO**

**SIGHTING LAP START**

crashed out on sighting lap

Start delayed for 5 minutes

New time schedule: 9:00 warm up lap

**WARM UP LAP START**

**RACE START**

crashed out - Rider OK

re-joined race

stopped with technical issue

**long lap penalty due to shortcut at T9**

crashed out - Rider OK

**long lap penalty - COMPLETED**

crashed out - Rider OK

crashed out - Rider OK

crashed out - Rider OK

crashed out - Rider OK

crashed out - Medical Centre

crashed out - Rider OK

crashed out - Rider OK

crashed out - Rider OK

re-joined race

**1 position penalty due to yellow flag infringement**

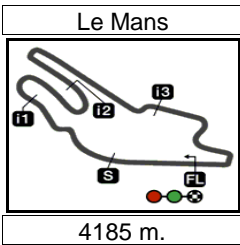
The results are provisional until the end of the limit for protest and appeals.

Time limit for protest expires 30' after publication of the results - ..... Time: .....

DORNA DATA PROCESSING TIMING SERVICE DORNA DATA PROCESSING TIMING SERVICE DORNA DATA PROCESSING TIMING SERVICE DORNA DATA PROCESSING TIMING SERVICE DORNA DATA PROCESSING TIMING SERVICE DORNA DATA PROCESSING TIMING SERVICE DORNA DATA PROCESSING TIMING SERVICE DORNA DATA PROCESSING TIMING SERVICE DORNA DATA PROCESSING TIMING SERVICE DORNA DATA PROCESSING TIMING SERVICE DORNA DATA PROCESSING

Le Mans, Sunday, May 14, 2023





Results and timing service provided by TISSOT

# Rookies Cup

## SHARK GRAND PRIX DE FRANCE

### Race Nr.2

### Top Speed & Average

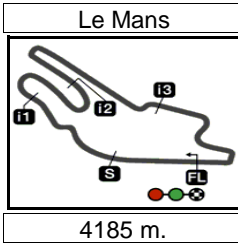


Rider	Nation	Motorcycle	Top 5 speeds					Average	Top
27 Rico SALMELA	FIN	KTM	214.4	210.8	208.6	206.8	206.0	209.3	214.4
28 Máximo QUILES	SPA	KTM	213.0	210.8	208.6	208.1	208.1	209.7	213.0
11 Ruché MOODLEY	RSA	KTM	210.8	209.9	208.6	208.6	207.3	209.0	210.8
83 Alvaro CARPE	SPA	KTM	209.9	209.0	208.6	208.1	207.3	208.4	209.9
93 Arbi ADITAMA	INA	KTM	209.4	208.1	207.3	206.4	204.7	206.5	209.4
13 Hakim DANISH	MAL	KTM	208.1	208.1	207.7	207.3	206.8	207.6	209.0
94 Guido PINI	ITA	KTM	209.0	208.6	208.1	207.7	207.3	208.1	209.0
47 Dodo BOGGIO	ITA	KTM	208.6	203.0	203.0	202.6	201.8	203.8	208.6
12 Jacob ROULSTONE	AUS	KTM	208.1	206.4	206.0	206.0	203.9	206.1	208.1
67 Casey O'GORMAN	IRL	KTM	208.1	207.7	206.8	206.0	205.6	206.8	208.1
18 Angel PIQUERAS	SPA	KTM	207.7	207.3	207.3	206.8	206.0	207.0	207.7
95 Marco MORELLI	ARG	KTM	207.3	204.7	204.7	203.9	203.0	204.7	207.3
8 Eddie O'SHEA	GBR	KTM	206.8	206.8	206.4	206.0	205.6	206.3	206.8
54 Alberto FERRANDEZ	SPA	KTM	206.8	206.0	205.6	204.3	203.9	205.1	206.8
14 Cormac BUCHANAN	NZE	KTM	206.0	204.3	203.0	202.6	202.6	203.7	206.0
81 Lorenz LUCIANO	BEL	KTM	206.0	206.0	205.1	205.1	204.7	205.2	206.0
23 Rhys STEPHENSON	GBR	KTM	205.6	201.0	198.2			201.6	205.6
56 Kevin FARKAS	HUN	KTM	205.6	205.1	203.9	203.9	201.4	204.0	205.6
78 Jakob ROSENTHALER	AUT	KTM	205.6	204.7	203.0	202.6	201.8	202.8	205.6
5 Leo RAMMERSTORFER	AUT	KTM	205.1	203.9	202.6	201.0	201.0	202.4	205.1
2 Amaury MIZERA	FRA	KTM	204.3	203.9	203.5	202.2	201.8	203.1	204.3
88 Shinya EZAWA	JPN	KTM	203.9	203.5	202.2	201.8	200.2	201.5	203.9
25 Alexander ENRIQUEZ	USA	KTM	203.0	200.2	198.6	197.4	197.4	199.3	203.0
69 Marcos RUDA	SPA	KTM	199.0	199.0	199.0	198.6	198.6	198.8	199.0

DORNA DATA PROCESSING TIMING SERVICE DORNA DATA PROCESSING TIMING SERVICE DORNA DATA PROCESSING TIMING SERVICE DORNA DATA PROCESSING TIMING SERVICE DORNA DATA PROCESSING TIMING SERVICE DORNA DATA PROCESSING TIMING SERVICE DORNA DATA PROCESSING TIMING SERVICE DORNA DATA PROCESSING TIMING SERVICE DORNA DATA PROCCEESS







Results and timing service provided by TISSOT

# RookiesCup

## SHARK GRAND PRIX DE FRANCE

### Race Nr.2

### Chronological Analysis of Performances

\* Lap / Sector time cancelled

T1 Time from finish line to 1st intermediate

T3 Time from 2nd intermed. to 3rd intermed.

P Crossing the finish line in pit lane

T2 Time from 1st intermed. to 2nd intermed.

T4 Time from 3rd intermediate to finish line

Lap	Lap Time	T1	T2	T3	T4	Speed	Lap	Lap Time	T1	T2	T3	T4	Speed
<b>1st 18 Angel PIQUERAS</b> Red Bull MotoGP Roo SPA Runs=1 Total laps=16 Full laps=15 Valid laps=15							7	1'46.043	25.755	23.198	30.040	27.050	199.4
1	1'51.883	28.952	24.303	30.868	27.760		8	1'45.979	25.615	23.280	30.066	27.018	203.5
2	1'47.878	25.980	23.978	30.459	27.461	205.6	9	1'46.042	25.661	23.212	29.988	27.181	199.4
3	1'46.693	25.669	23.502	30.171	27.351	204.7	10	1'46.455	25.724	23.347	30.190	27.194	199.0
4	1'46.563	25.622	23.578	30.067	27.296	204.7	11	1'45.783	25.543	23.269	29.917	27.054	203.9
5	1'46.655	25.685	23.582	30.177	27.211	205.6	12	1'45.514	25.553	23.145	29.854	26.962	201.8
6	1'45.928	25.636	23.258	29.872	27.162	207.7	13	1'45.908	25.357	23.214	29.974	27.363	203.9
7	1'46.549	25.542	23.553	30.008	27.446	204.3	14	1'46.889	25.796	23.328	30.145	27.620	206.8
8	1'46.567	25.649	23.656	29.955	27.307	206.0	15	1'45.842	25.363	23.388	30.065	27.026	206.0
9	1'45.907	25.546	23.259	29.990	27.112	204.7	16	1'46.087	25.680	23.147	30.144	27.116	205.6
10	1'46.108	25.546	23.291	30.004	27.267	204.7	<b>4th 95 Marco MORELLI</b> Red Bull MotoGP Roo ARG Runs=1 Total laps=16 Full laps=15 Valid laps=15						
11	1'45.595	25.469	23.164	29.807	27.155	207.3	1	1'53.086	28.783	24.455	31.399	28.449	
12	1'45.861	25.557	23.300	29.943	27.061	207.3	2	1'48.712	26.616	23.824	30.567	27.705	203.9
13	1'46.061	25.504	23.274	30.050	27.233	206.8	3	1'47.095	25.929	23.430	30.333	27.403	200.2
14	1'46.898	26.016	23.275	30.197	27.410	199.8	4	1'46.588	25.791	23.387	30.150	27.260	200.2
15	1'45.744	25.449	23.188	30.073	27.034	204.7	5	1'46.730	25.739	23.469	30.150	27.372	200.2
16	1'46.160	25.603	23.274	30.124	27.159	199.8	6	1'46.151	25.657	23.340	30.061	27.093	200.2
<b>2nd 94 Guido PINI</b> Red Bull MotoGP Roo ITA Runs=1 Total laps=16 Full laps=15 Valid laps=15							7	1'46.698	25.621	23.357	30.343	27.377	200.2
1	1'51.239	28.452	24.188	30.759	27.840		8	1'45.904	25.568	23.182	30.036	27.118	202.6
2	1'47.826	25.906	23.839	30.348	27.733	202.6	9	1'46.132	25.607	23.246	30.058	27.221	201.4
3	1'47.015	25.756	23.501	30.220	27.538	205.6	10	1'46.075	25.447	23.388	30.097	27.143	203.0
4	1'46.635	25.777	23.376	29.975	27.507	203.9	11	1'45.615	25.629	23.056	29.929	27.001	204.7
5	1'46.731	25.790	23.544	30.056	27.341	207.3	12	1'45.668	25.488	23.061	29.916	27.203	201.8
6	1'46.763	26.162	23.444	29.995	27.162	202.2	13	1'45.674	25.497	23.167	29.992	27.018	201.0
7	1'46.054	25.593	23.237	29.939	27.285	203.0	14	1'46.163	25.522	23.192	30.104	27.345	201.8
8	1'46.241	25.540	23.457	29.946	27.298	207.7	15	1'45.888	25.402	23.385	30.054	27.047	207.3
9	1'46.180	25.462	23.454	29.985	27.279	208.6	16	1'46.074	25.567	23.245	30.051	27.211	204.7
10	1'46.264	25.531	23.345	30.014	27.374	203.9	<b>5th 14 Cormac BUCHANA</b> Red Bull MotoGP Roo NZE Runs=1 Total laps=16 Full laps=15 Valid laps=13						
11	1'45.817	25.519	23.320	29.872	27.106	209.0	1	1'51.407	28.855	24.033	30.826	27.693	
12	1'45.604	25.501	23.260	29.884	26.959	206.4	2	1'48.509	26.056	23.991	30.621	27.841	202.6
13	1'45.999	25.466	23.297	29.997	27.239	208.1	3	1'46.927	25.772	23.533	30.379	27.243	206.0
14	1'46.656	25.717	23.331	30.212	27.396	202.6	4	1'46.584	25.774	23.444	30.175	27.191	201.4
15	1'46.164	25.692	23.157	30.215	27.100	200.2	5	1'46.619	25.801	23.484	30.226	27.108	200.6
16	1'46.007	25.430	23.256	30.117	27.204	206.4	6	1'46.637	25.811	23.478	30.098	27.250	202.6
<b>3rd 54 Alberto FERRANDE</b> Red Bull MotoGP Roo SPA Runs=1 Total laps=16 Full laps=15 Valid laps=15							7	1'46.753	25.743	23.463	30.286	27.261	200.2
1	1'52.915	30.380	24.040	30.732	27.763		8	1'46.424	25.830	23.390	30.107	27.097	201.4
2	1'47.723	26.111	23.567	30.469	27.576	199.8	9	1'46.955 *	26.241	23.551	30.099 *	27.064	203.0
3	1'46.942	25.815	23.375	30.296	27.456	201.8	10	1'46.206	25.610	23.402	30.100	27.094	204.3
4	1'47.119	25.685	23.544	30.351	27.539	204.3	11	1'46.585	25.839	23.396	30.217	27.133	201.8
5	1'46.589	25.745	23.420	30.239	27.185	203.5	12	1'47.163	25.717	23.617	30.495	27.334	201.8
6	1'46.260	25.830	23.350	30.014	27.066	199.4	13	1'47.351	25.815	23.641	30.534	27.361	199.4
							14	1'47.765	25.916	23.635	30.757	27.457	200.2

**Fastest Lap:** Casey O'GORMAN Red Bull MotoGP Roo IRL 1'45.251 25.408 23.062 29.778 27.003

DORNA DATA PROCESSING TIMING SERVICE DORNA DATA PROCESSING TIMING SERVICE DORNA DATA PROCESSING TIMING SERVICE DORNA DATA PROCESSING TIMING SERVICE DORNA DATA PROCESSING TIMING SERVICE DORNA DATA PROCESSING TIMING SERVICE DORNA DATA PROCESSING TIMING SERVICE DORNA DATA PROCESSING TIMING SERVICE DORNA DATA PROCCESSS










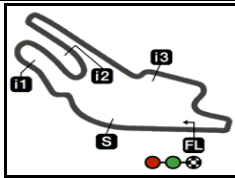




Le Mans

Results and timing service provided by  TISSOT

# RookiesCup



## SHARK GRAND PRIX DE FRANCE Official Starting Grid

4185 m.

Race : 16 laps = 66.96 km

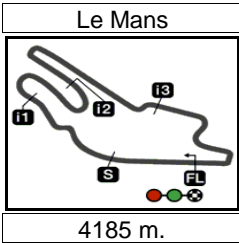
# 9

**25**  
1'49.803  
**25 Alexander ENRIQUEZ**  
KTM

The results are provisional until the end of the limit for protest and appeals and until the ratification of the Event Management Committee.

Time limit for protest expires 60' at the latest after publication of the results - ..... Time: .....

DORNA DATA PROCESSING TIMING SERVICE DORNA DATA PROCESSING TIMING SERVICE DORNA DATA PROCESSING TIMING SERVICE DORNA DATA PROCESSING TIMING SERVICE DORNA DATA PROCESSING TIMING SERVICE DORNA DATA PROCESSING TIMING SERVICE DORNA DATA PROCESSING TIMING SERVICE DORNA DATA PROCESSING TIMING SERVICE DORNA DATA PROCESSING TIMING SERVICE DORNA DATA PROCESSING



Results and timing service provided by TISSOT

**RookiesCup**

**SHARK GRAND PRIX DE FRANCE**  
**Race Nr.2**  
**Lap Chart**

Pos	1	2	3	4	5	6	7	8	9	10	11	12	13	14	15	16	17	18	19	20	21	22	23	24
Grid	95	27	94	18	14	28	83	12	67	69	13	11	81	8	54	93	47	56	78	2	88	5	23	25

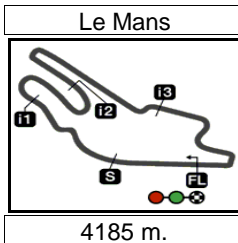
1	27	94	14	28	83	18	13	67	54	95	12	8	11	81	93	78	47	88	56	25	5	23	2	69
2	27	28	83	94	13	18	14	67	54	95	8	11	12	81	93	47	88	56	78	5	25	2	23	69
3	28	27	83	94	13	18	14	67	54	95	8	11	93	12	81	47	88	56	78	5	2	25	23	69
4	28	27	83	94	13	18	14	67	54	95	11	8	12	93	81	47	88	56	78	2	5	25	69	
5	27	28	94	83	18	13	14	54	67	95	11	8	12	81	93	56	47	88	78	2	5	25	69	
6	27	28	83	18	13	94	14	54	67	95	11	8	12	81	93	56	47	88	78	2	5	25	69	
7	27	28	83	13	18	94	14	54	67	11	95	12	81	8	93	47	88	78	2	5	25	69		
8	28	27	13	83	94	18	54	14	11	67	95	12	81	93	8	47	78	88	2	5	69			
9	28	27	13	83	18	94	54	11	67	14	95	12	93	81	8	47	78	88	5	69				
10	27	13	28	18	83	94	11	54	67	14	95	12	93	81	8	47	78	88	5	69				
<i>L</i> <b>11</b>	27	13	18	94	83	28	11	54	67	95	14	12	8	93	81	47	78	88	5	69				
<i>a</i> <b>12</b>	27	13	18	94	83	28	11	67	54	95	14	12	8	93	81	47	78	88	5	69				
<i>P</i> <b>13</b>	18	94	83	13	28	67	11	54	27	95	14	93	81	8	12	78	47	88	5	69				
<i>S</i> <b>14</b>	94	18	83	13	28	11	67	27	54	95	14	93	12	81	8	78	47	88	5	69				
<b>15</b>	18	94	83	13	28	27	67	54	95	14	12	8	93	81	78	47	88	5	69					
<b>16</b>	18	94	54	95	14	12	81	93	8	28	47	78	88	5	69									

Winner

Lapped rider

DORNA DATA PROCESSING TIMING SERVICE DORNA DATA PROCESSING TIMING SERVICE DORNA DATA PROCESSING TIMING SERVICE DORNA DATA PROCESSING TIMING SERVICE DORNA DATA PROCESSING TIMING SERVICE DORNA DATA PROCESSING TIMING SERVICE DORNA DATA PROCESSING TIMING SERVICE DORNA DATA PROCESSING TIMING SERVICE DORNA DATA PROCESSING TIMING SERVICE DORNA DATA PROCESSING TIMING SERVICE DORNA DATA PROCESSING TIMING SERVICE DORNA DATA PROCESSING TIMING SERVICE





Results and timing service provided by

# RookiesCup

## SHARK GRAND PRIX DE FRANCE

### Race Nr.2

### Fastest Lap of Each Rider

	Rider	Nation	Team	Motorcycle	Time	Lap Total	Gap
1	67 <b>Casey O'GORMAN</b>	IRL	Red Bull MotoGP Rookies Cup	KTM	<b>1'45.251</b>	12 15	
2	11 <b>Ruché MOODLEY</b>	RSA	Red Bull MotoGP Rookies Cup	KTM	<b>1'45.351</b>	12 14	0.100 0.100
3	54 <b>Alberto FERRANDEZ</b>	SPA	Red Bull MotoGP Rookies Cup	KTM	<b>1'45.514</b>	12 16	0.263 0.163
4	18 <b>Angel PIQUERAS</b>	SPA	Red Bull MotoGP Rookies Cup	KTM	<b>1'45.595</b>	11 16	0.344 0.081
5	94 <b>Guido PINI</b>	ITA	Red Bull MotoGP Rookies Cup	KTM	<b>1'45.604</b>	12 16	0.353 0.009
6	95 <b>Marco MORELLI</b>	ARG	Red Bull MotoGP Rookies Cup	KTM	<b>1'45.615</b>	11 16	0.364 0.011
7	83 <b>Alvaro CARPE</b>	SPA	Red Bull MotoGP Rookies Cup	KTM	<b>1'45.663</b>	12 15	0.412 0.048
8	28 <b>Máximo QUILES</b>	SPA	Red Bull MotoGP Rookies Cup	KTM	<b>1'45.672</b>	12 16	0.421 0.009
9	27 <b>Rico SALMELA</b>	FIN	Red Bull MotoGP Rookies Cup	KTM	<b>1'45.692</b>	15 15	0.441 0.020
10	13 <b>Hakim DANISH</b>	MAL	Red Bull MotoGP Rookies Cup	KTM	<b>1'45.872</b>	12 15	0.621 0.180
11	14 <b>Cormac BUCHANAN</b>	NZE	Red Bull MotoGP Rookies Cup	KTM	<b>1'46.206</b>	10 16	0.955 0.334
12	8 <b>Eddie O'SHEA</b>	GBR	Red Bull MotoGP Rookies Cup	KTM	<b>1'46.494</b>	10 16	1.243 0.288
13	12 <b>Jacob ROULSTONE</b>	AUS	Red Bull MotoGP Rookies Cup	KTM	<b>1'46.550</b>	8 16	1.299 0.056
14	81 <b>Lorenz LUCIANO</b>	BEL	Red Bull MotoGP Rookies Cup	KTM	<b>1'46.579</b>	6 16	1.328 0.029
15	93 <b>Arbi ADITAMA</b>	INA	Red Bull MotoGP Rookies Cup	KTM	<b>1'46.609</b>	10 16	1.358 0.030
16	2 <b>Amaury MIZERA</b>	FRA	Red Bull MotoGP Rookies Cup	KTM	<b>1'47.276</b>	8 8	2.025 0.667
17	69 <b>Marcos RUDA</b>	SPA	Red Bull MotoGP Rookies Cup	KTM	<b>1'47.303</b>	14 16	2.052 0.027
18	56 <b>Kevin FARKAS</b>	HUN	Red Bull MotoGP Rookies Cup	KTM	<b>1'47.338</b>	6 6	2.087 0.035
19	47 <b>Dodo BOGGIO</b>	ITA	Red Bull MotoGP Rookies Cup	KTM	<b>1'47.349</b>	7 16	2.098 0.011
20	78 <b>Jakob ROSENTHALER</b>	AUT	Red Bull MotoGP Rookies Cup	KTM	<b>1'47.532</b>	6 16	2.281 0.183
21	88 <b>Shinya EZAWA</b>	JPN	Red Bull MotoGP Rookies Cup	KTM	<b>1'47.579</b>	10 16	2.328 0.047
22	5 <b>Leo RAMMERSTORFER</b>	AUT	Red Bull MotoGP Rookies Cup	KTM	<b>1'47.649</b>	13 16	2.398 0.070
23	25 <b>Alexander ENRIQUEZ</b>	USA	Red Bull MotoGP Rookies Cup	KTM	<b>1'48.989</b>	4 7	3.738 1.340
24	23 <b>Rhys STEPHENSON</b>	GBR	Red Bull MotoGP Rookies Cup	KTM	<b>1'49.933</b>	3 3	4.682 0.944

DORNA DATA PROCESSING TIMING SERVICE DORNA DATA PROCESSING TIMING SERVICE DORNA DATA PROCESSING TIMING SERVICE DORNA DATA PROCESSING TIMING SERVICE DORNA DATA PROCESSING TIMING SERVICE DORNA DATA PROCESSING TIMING SERVICE DORNA DATA PROCESSING TIMING SERVICE DORNA DATA PROCESSING TIMING SERVICE DORNA DATA PROCESSING TIMING SERVICE DORNA DATA PROCCESSS











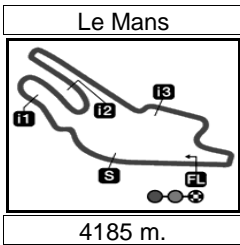


Rider	Points	POR	POR	SPA	SPA	FRA	FRA	ITA	ITA	NED	NED	AUT	AUT	RSM	RSM						
14 <b>BUCHANAN Cormac</b>	24	15	15	15	15	6	6														
		15-14	15-NC	15-15	15-14	6-8	6-5	-	-	-	-	-	-	-	-	-	-	-	-	-	-
15 <b>ADITAMA Arbi</b>	19	21	21	8	8	17	17														
		21-15	21-12	8-13	8-18	17-14	17-7	-	-	-	-	-	-	-	-	-	-	-	-	-	-
16 <b>SHAHNIL Danial</b>	13	11	11	16	16																
		11-9	11-10	-NS	-NS	-	-	-	-	-	-	-	-	-	-	-	-	-	-	-	-
17 <b>O'SHEA Eddie</b>	8	10	10			15	15														
		10-NC	10-NC	-	-	15-15	15-9	-	-	-	-	-	-	-	-	-	-	-	-	-	-
18 <b>THOMPSON Carter</b>	8	12	12	18	18	5	5														
		12-20	12-15	17-17	17-15	5-10	-NS	-	-	-	-	-	-	-	-	-	-	-	-	-	-
19 <b>BOGGIO Dodo</b>	8	NC	NC	5	5	18	18														
		-NS	-NS	-NL	5-13	18-NC	18-11	-	-	-	-	-	-	-	-	-	-	-	-	-	-
20 <b>ROSENTHALER Jakob</b>	8	17	17	19	19	20	20														
		17-17	17-17	18-12	18-17	20-16	20-12	-	-	-	-	-	-	-	-	-	-	-	-	-	-
21 <b>EZAWA Shinya</b>	3	24	24	22	22	22	22														
		24-18	24-19	21-19	21-16	22-19	22-13	-	-	-	-	-	-	-	-	-	-	-	-	-	-
22 <b>MIZERA Amaury</b>	3	16	16	24	24	21	21														
		16-16	16-13	23-22	23-NC	21-18	21-NC	-	-	-	-	-	-	-	-	-	-	-	-	-	-
23 <b>FARKAS Kevin</b>	2	13	13	20	20	19	19														
		13-NC	13-14	19-18	19-19	19-17	19-NC	-	-	-	-	-	-	-	-	-	-	-	-	-	-
24 <b>RAMMERSTORFER Leo</b>	2	23	23	21	21	23	23														
		23-22	23-18	20-21	20-20	23-20	23-14	-	-	-	-	-	-	-	-	-	-	-	-	-	-
25 <b>STEPHENSON Rhys</b>	0	22	22	23	23	24	24														
		22-NC	22-16	22-20	22-NC	24-NC	24-NC	-	-	-	-	-	-	-	-	-	-	-	-	-	-
26 <b>ENRIQUEZ Alexander</b>	0	25	25	25	25	25	25														
		25-19	25-NC	24-23	24-21	25-NC	25-NC	-	-	-	-	-	-	-	-	-	-	-	-	-	-

NC=Not classified    NL=Not finished first lap    NP=Not started race re-start    N2=Not finished first lap race re-start    EX=Excluded    NS=Not Started    DS=Disqualified

DORNA DATA PROCESSING. TIMING SERVICE DORNA DATA PROCESSING. TIMING SERVICE DORNA DATA PROCESSING. TIMING SERVICE DORNA DATA PROCESSING. TIMING SERVICE DORNA DATA PROCESSING. TIMING SERVICE DORNA DATA PROCESSING. TIMING SERVICE DORNA DATA PROCESSING. TIMING SERVICE DORNA DATA PROCESSING. TIMING SERVICE DORNA DATA PROCESSING. TIMING SERVICE DORNA DATA PROCESSING. TIMING SERVICE DORNA DATA PROCEESSS





Results and timing service provided by **TISSOT**

**RookiesCup**

**SHARK GRAND PRIX DE FRANCE**

**Championship Classification**

Rider	Nation	Points	POR	POR	SPA	SPA	FRA	FRA	ITA	ITA	NED	NED	AUT	AUT	RSM	RSM
1 PIQUERAS Angel	SPA	145	25	25	25	20	25	25								
2 CARPE Alvaro	SPA	69	20	10	13	16	10	-								
3 SALMELA Rico	FIN	69	16	11	11	11	20	-								
4 QUILES Máximo	SPA	65	0	5	16	25	13	6								
5 ROULSTONE Jacob	AUS	55	3	7	20	10	5	10								
6 FERRANDEZ Alberto	SPA	51	10	-	9	7	9	16								
7 MORELLI Marco	ARG	48	5	9	5	13	3	13								
8 DANISH Hakim	MAL	46	11	16	7	5	7	-								
9 PINI Guido	ITA	43	4	-	8	-	11	20								
10 MOODLEY Ruché	RSA	42	8	-	10	8	16	-								
11 O'GORMAN Casey	IRL	41	13	13	6	9	-	-								
12 RUDA Marcos	SPA	36	9	20	2	4	-	1								
13 LUCIANO Lorenz	BEL	32	6	8	0	6	4	8								
14 BUCHANAN Cormac	NZE	24	2	-	1	2	8	11								
15 ADITAMA Arbi	INA	19	1	4	3	0	2	9								
16 SHAHRIL Danial	MAL	13	7	6	-	-	-	-								
17 O'SHEA Eddie	GBR	8	-	-	-	-	1	7								
18 THOMPSON Carter	AUS	8	0	1	0	1	6	-								
19 BOGGIO Dodo	ITA	8	-	-	-	3	-	5								
20 ROSENTHALER Jakob	AUT	8	0	0	4	0	0	4								
21 EZAWA Shinya	JPN	3	0	0	0	0	0	3								
22 MIZERA Amaury	FRA	3	0	3	0	-	0	-								
23 FARKAS Kevin	HUN	2	-	2	0	0	0	-								
24 RAMMERSTORFER Leo	AUT	2	0	0	0	0	0	2								
25 STEPHENSON Rhys	GBR	0	-	0	0	-	-	-								
26 ENRIQUEZ Alexander	USA	0	0	-	0	0	-	-								

DORNA DATA PROCESSING TIMING SERVICE DORNA DATA PROCESSING TIMING SERVICE DORNA DATA PROCESSING TIMING SERVICE DORNA DATA PROCESSING TIMING SERVICE DORNA DATA PROCESSING TIMING SERVICE DORNA DATA PROCESSING TIMING SERVICE DORNA DATA PROCESSING TIMING SERVICE DORNA DATA PROCESSING TIMING SERVICE DORNA DATA PROCESSING TIMING SERVICE DORNA DATA PROCESSING



Le Mans, Sunday, May 14, 2023