Le Mans

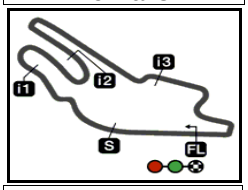

4185 m.

Results and timing service provided by TISSOT

RookiesCup

SHARK GRAND PRIX DE FRANCE
Race Nr.1
Classification after 16 laps = 66.96 km

Pos			Rider	Nation	Team	Motorcycle	Total Time	Km/h	Gap
1	25	18	**Angel PIQUERAS**	SPA	Red Bull MotoGP Rookies Cup	KTM	**28'22.282**	141.6	
2	20	27	**Rico SALMELA**	FIN	Red Bull MotoGP Rookies Cup	KTM	**28'22.404**	141.5	0.122
3	16	11	**Ruché MOODLEY**	RSA	Red Bull MotoGP Rookies Cup	KTM	**28'22.670**	141.5	0.388
4	13	28	**Máximo QUILES**	SPA	Red Bull MotoGP Rookies Cup	KTM	**28'22.845**	141.5	0.563
5	11	94	**Guido PINI**	ITA	Red Bull MotoGP Rookies Cup	KTM	**28'23.080**	141.5	0.798
6	10	83	**Alvaro CARPE**	SPA	Red Bull MotoGP Rookies Cup	KTM	**28'23.161**	141.5	0.879
7	9	54	**Alberto FERRANDEZ**	SPA	Red Bull MotoGP Rookies Cup	KTM	**28'25.646**	141.3	3.364
8	8	14	**Cormac BUCHANAN**	NZE	Red Bull MotoGP Rookies Cup	KTM	**28'27.849**	141.1	5.567
9	7	13	**Hakim DANISH**	MAL	Red Bull MotoGP Rookies Cup	KTM	**28'34.002**	140.6	11.720
10	6	50	**Carter THOMPSON**	AUS	Red Bull MotoGP Rookies Cup	KTM	**28'35.066**	140.5	12.784
11	5	12	**Jacob ROULSTONE**	AUS	Red Bull MotoGP Rookies Cup	KTM	**28'35.163**	140.5	12.881
12	4	81	**Lorenz LUCIANO**	BEL	Red Bull MotoGP Rookies Cup	KTM	**28'35.412**	140.5	13.130
13	3	95	**Marco MORELLI**	ARG	Red Bull MotoGP Rookies Cup	KTM	**28'35.652**	140.5	13.370
14	2	93	**Arbi ADITAMA**	INA	Red Bull MotoGP Rookies Cup	KTM	**28'42.716**	139.9	20.434
15	1	8	**Eddie O'SHEA**	GBR	Red Bull MotoGP Rookies Cup	KTM	**28'43.025**	139.9	20.743
16		78	**Jakob ROSENTHALER**	AUT	Red Bull MotoGP Rookies Cup	KTM	**28'43.120**	139.8	20.838
17		56	**Kevin FARKAS**	HUN	Red Bull MotoGP Rookies Cup	KTM	**28'43.476**	139.8	21.194
18		2	**Amaury MIZERA**	FRA	Red Bull MotoGP Rookies Cup	KTM	**28'46.293**	139.8	24.011
19		88	**Shinya EZAWA**	JPN	Red Bull MotoGP Rookies Cup	KTM	**29'11.170**	137.6	48.888
20		5	**Leo RAMMERSTORFER**	AUT	Red Bull MotoGP Rookies Cup	KTM	**29'18.387**	137.0	56.105
Not classified									
		23	**Rhys STEPHENSON**	GBR	Red Bull MotoGP Rookies Cup	KTM	**23'52.776**	136.6	3 laps
		25	**Alexander ENRIQUEZ**	USA	Red Bull MotoGP Rookies Cup	KTM	**11'00.663**	136.8	10 laps
		47	**Dodo BOGGIO**	ITA	Red Bull MotoGP Rookies Cup	KTM	**7'17.112**	137.8	12 laps
Not finished first lap									
		67	**Casey O'GORMAN**	IRL	Red Bull MotoGP Rookies Cup	KTM			
		69	**Marcos RUDA**	SPA	Red Bull MotoGP Rookies Cup	KTM			

The results are provisional until the end of the limit for protest and appeals.

Time limit for protest expires 30' after publication of the results - ..... Time: .....

DORNA DATA PROCESSING ,TIMING SERVICE DORNA DATA PROCESSING TIMING SERVICE DORNA DATA PROCESSING TIMING SERVICE DORNA DATA PROCESSING TIMING SERVICE DORNA DATA PROCESSING TIMING SERVICE DORNA DATA PROCESSING TIMING SERVICE DORNA DATA PROCESSING TIMING SERVICE DORNA DATA PROCCEESSS

Le Mans, Saturday, May 13, 2023

Le Mans

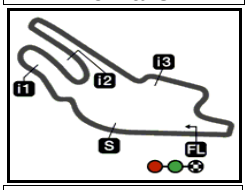

4185 m.

Results and timing service provided by TISSOT

RookiesCup

SHARK GRAND PRIX DE FRANCE

Race Nr.1

Classification after 16 laps = 66.96 km

Pos	Rider	Nation	Team	Motorcycle	Total Time	Km/h	Gap

Race condition: **Dry**
Air: 20°
Humidity: 65%
Ground: 33°

Pole Position:		**Marco MORELLI**	**1'46.004**	142.1 Km/h
Fastest Lap (New record):	Lap 13	**Máximo QUILES**	**1'45.410**	142.9 Km/h
Best Race Lap:	2008	**JD BEACH**	**1'48.607**	138.7 Km/h
All Time Lap Record:	2023	**Máximo QUILES**	**1'45.410**	142.9 Km/h

16:50'00		**SIGHTING LAP START**
17:00'16		**WARM UP LAP START**
17:03'04		**RACE START**
17:04'16	-	**No jump starts**
17:04'34	Casey O'GORMAN	crashed out - Rider OK
17:05'12	Marcos RUDA	crashed out - Medical Centre
17:09'43	**Leo RAMMERSTORFER**	**track limits warning**
17:10'36	**Máximo QUILES**	**track limits warning**
17:11'03	Dodo BOGGIO	crashed out - Rider OK
17:12'28	**Rhys STEPHENSON**	**long lap penalty due to shortcut at T10**
17:14'17	**Máximo QUILES**	**long lap penalty due to shortcut at T4**
17:15'08	Alexander ENRIQUEZ	crashed out - Rider OK
17:16'59	**Máximo QUILES**	**long lap penalty - COMPLETED**
17:17'29	**Rhys STEPHENSON**	**long lap penalty - COMPLETED**
17:22'27	**Cormac BUCHANAN**	**track limits warning**
17:23'01	**Hakim DANISH**	**track limits warning**
17:25'47	**Rhys STEPHENSON**	**track limits warning**
17:27'30	Rhys STEPHENSON	crashed out - Rider OK
17:34'27	**Amaury MIZERA**	**long lap penalty due to shortcut at T9**
17:35'11	**Amaury MIZERA**	**3 seconds penalty - insufficient time to complete long lap penalty**

The results are provisional until the end of the limit for protest and appeals.

Time limit for protest expires 30' after publication of the results - ..... Time: .....

DORNA DATA PROCESSING ,TIMING SERVICE DORNA DATA PROCESSING TIMING SERVICE DORNA DATA PROCESSING TIMING SERVICE DORNA DATA PROCESSING TIMING SERVICE DORNA DATA PROCESSING TIMING SERVICE DORNA DATA PROCESSING TIMING SERVICE DORNA DATA PROCESSING TIMING SERVICE DORNA DATA PROCCEESSS

Le Mans, Saturday, May 13, 2023

Le Mans

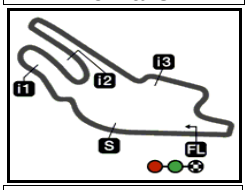

4185 m.

Results and timing service provided by TISSOT

RookiesCup

SHARK GRAND PRIX DE FRANCE

Race Nr.1

Top Speed & Average

	Rider	Nation	Motorcycle	Top 5 speeds					Average	Top
11	**Ruché MOODLEY**	**RSA**	KTM	208.6	206.4	206.0	206.0	204.3	206.3	**208.6**
56	**Kevin FARKAS**	**HUN**	KTM	206.4	205.6	203.9	203.5	203.0	204.5	**206.4**
83	**Alvaro CARPE**	**SPA**	KTM	206.4	206.0	205.6	205.6	205.1	205.6	**206.4**
28	**Máximo QUILES**	**SPA**	KTM	206.0	205.6	205.6	205.1	205.1	205.5	**206.0**
94	**Guido PINI**	**ITA**	KTM	205.6	205.6	203.9	203.5	203.0	204.3	**205.6**
5	**Leo RAMMERSTORFER**	**AUT**	KTM	204.7	203.0	202.6	202.2	200.2	202.5	**204.7**
8	**Eddie O'SHEA**	**GBR**	KTM	204.7	204.3	203.9	202.6	202.6	203.6	**204.7**
18	**Angel PIQUERAS**	**SPA**	KTM	204.7	204.3	203.0	203.0	202.6	203.5	**204.7**
93	**Arbi ADITAMA**	**INA**	KTM	204.3	202.6	201.4	201.0	200.6	202.0	**204.3**
2	**Amaury MIZERA**	**FRA**	KTM	203.9	203.5	203.0	203.0	202.6	203.2	**203.9**
13	**Hakim DANISH**	**MAL**	KTM	203.9	203.9	203.0	203.0	202.2	203.2	**203.9**
47	**Dodo BOGGIO**	**ITA**	KTM	203.9	203.0	196.6			201.2	**203.9**
95	**Marco MORELLI**	**ARG**	KTM	203.9	201.4	201.4	201.4	201.4	201.9	**203.9**
14	**Cormac BUCHANAN**	**NZE**	KTM	203.0	201.4	201.0	200.6	200.2	201.2	**203.0**
78	**Jakob ROSENTHALER**	**AUT**	KTM	203.0	203.0	202.6	202.2	202.2	202.6	**203.0**
81	**Lorenz LUCIANO**	**BEL**	KTM	202.2	201.4	200.6	200.2	199.8	200.5	**202.2**
12	**Jacob ROULSTONE**	**AUS**	KTM	201.8	200.2	199.0	199.0	199.0	199.8	**201.8**
50	**Carter THOMPSON**	**AUS**	KTM	201.8	201.4	200.6	200.6	200.2	200.9	**201.8**
54	**Alberto FERRANDEZ**	**SPA**	KTM	201.8	201.4	201.4	201.4	201.0	201.4	**201.8**
23	**Rhys STEPHENSON**	**GBR**	KTM	199.8	197.8	196.2	196.2	196.2	197.2	**199.8**
25	**Alexander ENRIQUEZ**	**USA**	KTM	199.8	198.6	196.2	195.9	194.3	197.0	**199.8**
27	**Rico SALMELA**	**FIN**	KTM	199.4	199.0	199.0	199.0	198.2	198.7	**199.4**
88	**Shinya EZAWA**	**JPN**	KTM	198.2	197.8	196.2	195.1	194.3	196.3	**198.2**

DORNA DATA PROCESSING TIMING SERVICE DORNA DATA PROCESSING TIMING SERVICE DORNA DATA PROCESSING TIMING SERVICE DORNA DATA PROCESSING TIMING SERVICE DORNA DATA PROCESSING TIMING SERVICE DORNA DATA PROCESSING TIMING SERVICE DORNA DATA PROCESSING TIMING SERVICE DORNA DATA PROCCEESSS

Le Mans, Saturday, May 13, 2023

Le Mans

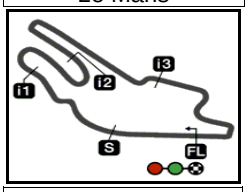

4185 m.

Results and timing service provided by TISSOT

RookiesCup

SHARK GRAND PRIX DE FRANCE

Race Nr.1

Fastest Laps Sequence

Lap	Race Time	Rider	Nation	Motorcycle	Time	Km/h	Riders's Lap
2	**3'35.896**	27 **Rico SALMELA**	FIN	KTM	**1'46.416**	141.5	2
2	**3'37.392**	28 **Máximo QUILES**	SPA	KTM	**1'46.365**	141.6	2
3	**5'23.412**	13 **Hakim DANISH**	MAL	KTM	**1'46.217**	141.8	3
4	**7'11.051**	11 **Ruché MOODLEY**	RSA	KTM	**1'46.102**	141.9	4
5	**8'55.423**	13 **Hakim DANISH**	MAL	KTM	**1'46.056**	142.0	5
5	**8'56.978**	11 **Ruché MOODLEY**	RSA	KTM	**1'45.927**	142.2	5
5	**8'57.120**	54 **Alberto FERRANDEZ**	SPA	KTM	**1'45.876**	142.2	5
6	**10'42.595**	11 **Ruché MOODLEY**	RSA	KTM	**1'45.617**	142.6	6
12	**21'19.031**	11 **Ruché MOODLEY**	RSA	KTM	**1'45.606**	142.6	12
13	**23'05.984**	28 **Máximo QUILES**	SPA	KTM	**1'45.410**	142.9	13

DORNA DATA PROCESSING TIMING SERVICE DORNA DATA PROCESSING TIMING SERVICE DORNA DATA PROCESSING TIMING SERVICE DORNA DATA PROCESSING TIMING SERVICE DORNA DATA PROCESSING TIMING SERVICE DORNA DATA PROCESSING TIMING SERVICE DORNA DATA PROCESSING TIMING SERVICE DORNA DATA PROCESSING TIMING SERVICE DORNA DATA PROCCEESSS

Le Mans, Saturday, May 13, 2023

Le Mans

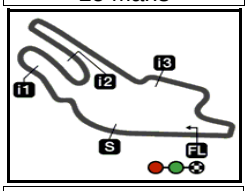

4185 m.

Results and timing service provided by TISSOT

RookiesCup

SHARK GRAND PRIX DE FRANCE
Race Nr.1
Chronological Analysis of Performances

** Lap / Sector time cancelled*
P Crossing the finish line in pit lane
T1 Time from finish line to 1st intermediate
T2 Time from 1st intermed. to 2nd intermed.
T3 Time from 2nd intermed. to 3rd intermed.
T4 Time from 3rd intermediate to finish line

1st 18 Angel PIQUERAS — Red Bull MotoGP Roo SPA
Runs=1 Total laps=16 Full laps=15 Valid laps=15

Lap	Lap Time	T1	T2	T3	T4	Speed
1	1'49.621	28.562	23.584	30.071	27.404	
2	**1'46.538**	25.951	23.398	30.026	27.163	199.8
3	**1'46.429**	25.845	23.387	30.008	27.189	199.8
4	**1'46.611**	25.804	23.378	30.097	27.332	199.8
5	**1'46.508**	25.931	23.493	29.916	27.168	200.6
6	**1'46.151**	25.706	23.258	29.988	27.199	201.0
7	**1'46.297**	25.631	23.313	30.007	27.346	201.8
8	**1'47.040**	26.147	23.555	30.102	27.236	201.0
9	**1'45.744**	25.580	23.222	29.911	27.031	203.0
10	**1'46.575**	25.552	23.516	30.254	27.253	200.2
11	**1'45.669**	25.481	23.232	29.903	27.053	203.0
12	**1'46.366**	25.863	23.347	30.008	27.148	198.2
13	**1'45.625**	25.533	23.085	29.882	27.125	202.6
14	**1'45.969**	25.396	23.411	29.979	27.183	204.3
15	**1'45.589**	25.817	23.144	29.657	26.971	204.7
16	**1'45.550**	25.716	23.041	29.769	27.024	200.2

2nd 27 Rico SALMELA — Red Bull MotoGP Roo FIN
Runs=1 Total laps=16 Full laps=15 Valid laps=15

Lap	Lap Time	T1	T2	T3	T4	Speed
1	1'49.480	28.368	23.556	30.166	27.390	
2	**1'46.416**	25.898	23.341	29.979	27.198	198.2
3	**1'46.442**	25.877	23.274	30.026	27.265	197.4
4	**1'46.725**	25.922	23.262	30.116	27.425	197.8
5	**1'46.266**	25.882	23.277	29.920	27.187	197.8
6	**1'46.089**	25.727	23.170	29.999	27.193	199.0
7	**1'46.561**	25.909	23.251	30.124	27.277	196.6
8	**1'46.568**	25.789	23.512	30.071	27.196	198.2
9	**1'46.074**	25.819	23.184	29.900	27.171	198.2
10	**1'46.001**	25.682	23.164	30.016	27.139	199.4
11	**1'45.931**	25.744	23.167	29.947	27.073	199.0
12	**1'45.967**	25.759	23.227	29.918	27.063	197.0
13	**1'45.817**	25.706	23.081	29.919	27.111	197.8
14	**1'46.140**	25.769	23.197	29.992	27.182	198.2
15	**1'45.744**	25.749	23.156	29.784	27.055	197.8
16	**1'46.183**	25.699	23.296	29.961	27.227	199.0

3rd 11 Ruché MOODLEY — Red Bull MotoGP Roo RSA
Runs=1 Total laps=16 Full laps=15 Valid laps=15

Lap	Lap Time	T1	T2	T3	T4	Speed
1	1'51.541 *	29.864	23.743	30.481*	27.453	
2	**1'46.897**	25.716	23.457	30.197	27.527	203.9
3	**1'46.511**	25.810	23.400	30.108	27.193	203.9
4	**1'46.102**	25.421	23.390	30.060	27.231	206.0
5	**1'45.927**	25.555	23.182	29.943	27.247	201.0
6	**1'45.617**	25.382	23.255	29.865	27.115	203.5
7	**1'46.557**	25.600	23.408	29.948	27.601	203.5
8	**1'46.352**	25.638	23.500	29.928	27.286	206.0
9	**1'46.107**	25.572	23.537	29.975	27.023	206.4
10	**1'46.012**	25.499	23.217	30.055	27.241	208.6
11	**1'45.802**	25.676	23.143	29.981	27.002	201.4
12	**1'45.606**	25.518	23.249	29.859	26.980	204.3
13	**1'45.751**	25.506	23.112	30.057	27.076	200.6
14	**1'45.980**	25.676	23.241	30.031	27.032	201.0
15	**1'46.050**	25.736	23.418	29.711	27.185	201.4
16	**1'45.858**	25.755	23.140	29.794	27.169	202.2

4th 28 Máximo QUILES — Red Bull MotoGP Roo SPA
Runs=1 Total laps=16 Full laps=15 Valid laps=13

Lap	Lap Time	T1	T2	T3	T4	Speed
1	1'51.027 *	29.546	23.803	30.346*	27.332	
2	**1'46.365**	25.494	23.381	30.140	27.350	204.3
3	1'46.633 *	26.06*	23.302	30.004*	27.259	205.1
4	1'45.847 *	25.399	23.307	29.917*	27.224	204.3
5	**1'46.435**	25.691	23.374	30.204	27.166	205.6
6	**1'46.071**	25.707	23.298	29.895	27.171	203.9
7	**1'46.388**	25.645	23.291	30.080	27.372	203.0
8	**1'48.538**	25.588	23.364	32.281	27.305	203.5
9	**1'46.085**	25.582	23.294	30.025	27.184	203.0
10	**1'45.819**	25.463	23.251	29.951	27.154	203.5
11	**1'45.655**	25.385	23.184	29.915	27.171	205.1
12	**1'45.711**	25.463	23.385	29.758	27.105	203.0
13	**1'45.410**	25.442	23.086	29.889	26.993	202.2
14	**1'45.562**	25.431	23.105	29.998	27.028	202.2
15	**1'45.527**	25.451	23.364	29.633	27.079	205.6
16	**1'45.772**	25.740	23.370	29.754	26.908	206.0

5th 94 Guido PINI — Red Bull MotoGP Roo ITA
Runs=1 Total laps=16 Full laps=15 Valid laps=14

Lap	Lap Time	T1	T2	T3	T4	Speed
1	1'49.994	28.723	23.645	30.143	27.483	
2	**1'46.593**	25.773	23.434	30.059	27.327	200.6
3	**1'46.697**	25.827	23.378	30.007	27.485	199.8
4	1'46.415 *	25.807	23.309	29.964*	27.335	200.2
5	**1'46.146**	25.704	23.282	29.974	27.186	202.6
6	**1'46.207**	25.624	23.256	30.041	27.286	203.9
7	**1'46.276**	25.647	23.262	29.991	27.376	203.0
8	**1'46.753**	25.871	23.372	30.170	27.340	205.6
9	**1'46.389**	25.864	23.305	29.877	27.343	198.6
10	**1'45.868**	25.413	23.185	30.021	27.249	205.6
11	**1'46.278**	25.863	23.322	30.008	27.085	199.4
12	**1'45.731**	25.697	23.132	29.830	27.072	200.6
13	**1'45.715**	25.495	22.998	30.036	27.186	201.8
14	**1'45.880**	25.594	23.147	29.997	27.142	202.2

Fastest Lap: Máximo QUILES — Red Bull MotoGP Roo SPA — **1'45.410** — 25.442 — 23.086 — 29.889 — 26.993

DORNA DATA PROCESSING TIMING SERVICE DORNA DATA PROCESSING TIMING SERVICE DORNA DATA PROCESSING TIMING SERVICE DORNA DATA PROCESSING TIMING SERVICE DORNA DATA PROCESSING TIMING SERVICE DORNA DATA PROCESSING TIMING SERVICE DORNA DATA PROCESSING TIMING SERVICE DORNA DATA PROCCEESSS

Le Mans, Saturday, May 13, 2023

Lap	Lap Time	T1	T2	T3	T4	Speed
15	1'45.512	25.541	23.153	29.767	27.051	203.5
16	1'46.626	26.377	23.344	29.835	27.070	200.6

6th 83 Alvaro CARPE
Red Bull MotoGP Roo SPA
Runs=1 Total laps=16 Full laps=15 Valid laps=14

1	1'51.265 *	29.680	23.682	30.457*	27.446	
2	1'46.652	25.789	23.479	30.138	27.246	201.8
3	1'46.829	25.902	23.352	30.154	27.421	201.4
4	1'46.617	25.798	23.337	30.089	27.393	200.6
5	1'45.898	25.459	23.155	29.998	27.286	203.0
6	1'46.150	25.654	23.395	30.034	27.067	205.6
7	1'46.129 *	25.555	23.315	30.067*	27.192	202.2
8	1'46.238	25.535	23.337	30.068	27.298	202.2
9	1'46.005	25.555	23.288	30.053	27.109	203.5
10	1'46.076	25.411	23.248	30.213	27.204	205.6
11	1'45.815	25.615	23.284	29.853	27.063	202.6
12	1'45.918	25.897	23.196	29.817	27.008	199.8
13	1'45.740	25.510	23.202	30.083	26.945	205.1
14	1'45.863	25.353	23.419	29.993	27.098	206.4
15	1'46.016	25.681	23.362	29.890	27.083	206.0
16	1'45.950	25.614	23.546	29.814	26.976	205.1

7th 54 Alberto FERRANDE
Red Bull MotoGP Roo SPA
Runs=1 Total laps=16 Full laps=15 Valid laps=14

1	1'51.644 *	29.933	23.740	30.648*	27.323	
2	1'46.615	25.742	23.451	30.149	27.273	201.0
3	1'46.805	26.060	23.443	30.226	27.076	198.2
4	1'46.180	25.598	23.297	30.200	27.085	201.4
5	1'45.876	25.659	23.175	29.970	27.072	199.8
6	1'45.919	25.806	23.074	30.081	26.958	201.4
7	1'45.914	25.742	23.060	30.048	27.064	196.2
8	1'46.363	25.656	23.383	30.285	27.039	200.2
9	1'45.912	25.865	23.177	29.953	26.917	201.4
10	1'46.539	25.619	23.154	30.492	27.274	199.0
11	1'46.087	25.795	23.295	30.036	26.961	199.8
12	1'47.016	26.425	23.550	30.003	27.038	201.8
13	1'45.798 *	25.688	23.079	30.002*	27.029	198.2
14	1'46.157	25.714	23.182	30.108	27.153	197.4
15	1'46.306	25.829	23.233	30.179	27.065	196.2
16	1'46.515	25.774	23.352	30.211	27.178	197.0

8th 14 Cormac BUCHANA
Red Bull MotoGP Roo NZE
Runs=1 Total laps=16 Full laps=15 Valid laps=12

1	1'50.131	28.759	23.746	30.293	27.333	
2	1'46.625	25.737	23.426	30.174	27.288	201.0
3	1'46.495	25.701	23.435	30.172	27.187	199.8
4	1'46.970	25.913	23.699	30.170	27.188	196.6
5	1'46.609	25.738	23.339	30.279	27.253	198.2
6	1'46.598 *	25.849	23.229	30.328*	27.192	199.0
7	1'46.603	25.796	23.370	30.147	27.290	201.4
8	1'46.242	25.682	23.308	30.152	27.100	199.4
9	1'46.128 *	25.649	23.291	30.157*	27.031	200.6
10	1'46.174 *	25.613	23.240	30.224	27.097*	198.6
11	1'46.481	25.803	23.181	30.192	27.305	200.2
12	1'46.011	25.623	23.257	30.096	27.035	199.8
13	1'46.073	25.530	23.245	30.111	27.187	203.0

Lap	Lap Time	T1	T2	T3	T4	Speed
14	1'46.612	25.641	23.321	30.373	27.277	198.2
15	1'46.801	25.819	23.460	30.367	27.155	197.4
16	1'47.296	25.923	23.530	30.479	27.364	198.2

9th 13 Hakim DANISH
Red Bull MotoGP Roo MAL
Runs=1 Total laps=16 Full laps=15 Valid laps=11

1	1'50.708 *	29.478	23.420	30.574*	27.236	
2	1'46.487	25.730	23.317	30.178	27.262	200.2
3	1'46.217	25.458	23.438	30.119	27.202	203.0
4	1'45.955 *	25.646	23.271	29.935*	27.103	201.4
5	1'46.056	25.785	23.311	29.833	27.127	203.9
6	1'46.251	25.789	23.159	30.075	27.228	201.4
7	1'46.794	25.953	23.481	30.045	27.315	199.0
8	1'47.586	25.840	23.637	30.975	27.134	202.2
9	1'45.891	25.510	23.222	30.052	27.107	203.0
10	1'49.380 *	25.398	23.238			203.9
11	1'46.822 *	25.717	23.327	30.230*	27.548	200.6
12	1'46.963	25.822	23.468	30.251	27.422	198.6
13	1'47.036	25.995	23.297	30.363	27.381	201.4
14	1'47.199	25.968	23.413	30.328	27.490	197.4
15	1'47.218	26.094	23.537	30.276	27.311	197.4
16	1'47.439 *	25.961	23.580	30.261*	27.637	197.8

10th 50 Carter THOMPSON
Red Bull MotoGP Roo AUS
Runs=1 Total laps=16 Full laps=15 Valid laps=12

1	1'50.378	28.967	23.777	30.287	27.347	
2	1'46.718	25.866	23.368	30.117	27.367	200.6
3	1'47.109	26.004	23.423	30.330	27.352	198.6
4	1'47.416 *	25.721	23.384	31.000*	27.311	201.4
5	1'46.400	25.761	23.247	30.058	27.334	201.8
6	1'46.314	25.828	23.282	30.022	27.182	199.8
7	1'46.576	26.032	23.269	30.011	27.264	199.0
8	1'46.696	25.941	23.290	30.238	27.227	199.0
9	1'46.423	25.679	23.375	30.092	27.277	200.6
10	1'46.632	25.722	23.354	30.209	27.347	200.2
11	1'46.866	25.911	23.313	30.215	27.427	198.2
12	1'47.391 *	26.008	23.580	30.389*	27.414	197.0
13	1'48.970 *	27.50*	23.566	30.411	27.488	196.6
14	1'47.425	25.934	23.555	30.519	27.417	197.0
15	1'46.900	25.995	23.433	30.146	27.326	197.4
16	1'46.852	25.833	23.388	30.285	27.346	197.4

11th 12 Jacob ROULSTONE
Red Bull MotoGP Roo AUS
Runs=1 Total laps=16 Full laps=15 Valid laps=14

1	1'53.646 *	29.897	24.145	30.975*	28.629	
2	1'47.430	26.024	23.527	30.269	27.610	198.6
3	1'46.791	25.854	23.306	30.293	27.338	198.2
4	1'46.762	25.850	23.267	30.205	27.440	198.2
5	1'47.035 *	25.860	23.430	30.404*	27.341	197.8
6	1'46.608	25.834	23.265	30.120	27.389	198.2
7	1'46.881	25.863	23.381	30.296	27.341	196.2
8	1'47.354	25.917	23.338	30.229	27.870	196.2
9	1'47.230	25.873	23.655	30.283	27.419	197.4
10	1'46.856	25.997	23.377	30.259	27.223	198.6
11	1'46.272	25.637	23.373	29.986	27.276	200.2
12	1'46.318	25.714	23.398	30.120	27.086	199.0

Fastest Lap: Máximo QUILES Red Bull MotoGP Roo SPA **1'45.410** 25.442 23.086 29.889 26.993

DORNA DATA PROCESSING TIMING SERVICE DORNA DATA PROCESSING TIMING SERVICE DORNA DATA PROCESSING TIMING SERVICE DORNA DATA PROCESSING TIMING SERVICE DORNA DATA PROCESSING TIMING SERVICE DORNA DATA PROCESSING TIMING SERVICE DORNA DATA PROCESSING TIMING SERVICE DORNA DATA PROCCEESSS

Lap	Lap Time	T1	T2	T3	T4	Speed
13	**1'46.632**	25.706	23.277	30.391	27.258	201.8
14	**1'46.575**	25.799	23.323	30.174	27.279	198.2
15	**1'46.927**	25.972	23.531	30.144	27.280	199.0
16	**1'45.846**	25.605	23.265	29.964	27.012	199.0

12th 81 Lorenz LUCIANO

Red Bull MotoGP Roo BEL

Runs=1 Total laps=16 Full laps=15 Valid laps=15

1	1'52.123	30.066	23.796	30.800	27.461	
2	**1'47.774**	26.411	23.632	30.400	27.331	198.2
3	**1'47.343**	26.220	23.481	30.468	27.174	196.6
4	**1'47.591**	26.022	23.513	30.514	27.542	196.6
5	**1'47.110**	25.857	23.580	30.417	27.256	199.8
6	**1'46.555**	25.843	23.340	30.206	27.166	198.2
7	**1'46.855**	25.913	23.406	30.327	27.209	198.6
8	**1'47.358**	25.851	23.462	30.435	27.610	199.8
9	**1'47.421**	26.025	23.563	30.610	27.223	198.2
10	**1'46.876**	25.820	23.503	30.311	27.242	200.6
11	**1'46.371**	25.836	23.277	30.191	27.067	198.2
12	**1'46.156**	25.821	23.332	30.112	26.891	197.4
13	**1'46.838**	25.667	23.415	30.559	27.197	199.8
14	**1'46.367**	25.677	23.269	30.298	27.123	200.2
15	**1'46.717**	25.742	23.518	30.324	27.133	202.2
16	**1'45.957**	25.696	23.225	30.030	27.006	201.4

13th 95 Marco MORELLI

Red Bull MotoGP Roo ARG

Runs=1 Total laps=16 Full laps=15 Valid laps=13

1	1'54.540	28.724	23.971			
2	1'48.366 *	26.528	23.631	30.796	27.411	203.9
3	**1'47.244**	25.809	23.546	30.564	27.325	201.4
4	**1'46.715**	25.914	23.328	30.227	27.246	201.4
5	**1'46.515**	25.735	23.308	30.361	27.111	197.0
6	1'46.718 *	25.730	23.274	30.315	27.399*	197.0
7	**1'46.652**	25.731	23.325	30.479	27.117	195.9
8	**1'46.538**	25.785	23.311	30.309	27.133	195.9
9	**1'46.569**	25.757	23.347	30.231	27.234	197.0
10	**1'46.325**	25.765	23.331	30.191	27.038	200.6
11	**1'46.251**	25.830	23.236	30.056	27.129	195.5
12	**1'46.479**	25.885	23.327	30.164	27.103	194.0
13	**1'47.143**	26.133	23.418	30.412	27.180	195.5
14	**1'46.452**	25.654	23.400	30.141	27.257	198.2
15	**1'47.177**	25.868	23.348	30.943	27.018	201.4
16	**1'45.968**	25.531	23.367	30.047	27.023	201.4

14th 93 Arbi ADITAMA

Red Bull MotoGP Roo INA

Runs=1 Total laps=16 Full laps=15 Valid laps=15

1	1'56.439 *	29.845	24.061	30.897*	31.636	
2	**1'48.095**	26.581	23.570	30.458	27.486	197.4
3	**1'47.401**	26.245	23.387	30.333	27.436	200.2
4	**1'47.348**	26.283	23.435	30.309	27.321	199.0
5	**1'47.073**	25.892	23.529	30.360	27.292	199.4
6	**1'47.197**	25.885	23.464	30.424	27.424	201.0
7	**1'48.101**	26.045	23.873	30.733	27.450	200.6
8	**1'46.896**	25.762	23.346	30.410	27.378	202.6
9	**1'46.626**	25.955	23.345	30.271	27.055	199.0
10	**1'46.616**	25.825	23.394	30.214	27.183	199.8
11	**1'46.353**	25.932	23.347	30.083	26.991	200.2

Lap	Lap Time	T1	T2	T3	T4	Speed
12	**1'46.693**	25.857	23.508	30.192	27.136	204.3
13	**1'46.563**	25.764	23.474	30.217	27.108	201.4
14	**1'47.011**	25.878	23.530	30.267	27.336	199.8
15	**1'47.118**	26.183	23.467	30.253	27.215	195.9
16	**1'47.186**	26.031	23.483	30.409	27.263	197.4

15th 8 Eddie O'SHEA

Red Bull MotoGP Roo GBR

Runs=1 Total laps=16 Full laps=15 Valid laps=14

1	1'53.876	30.247	24.011	30.877	28.741	
2	**1'48.225**	26.435	23.712	30.396	27.682	201.8
3	**1'47.775**	26.181	23.548	30.586	27.460	199.8
4	**1'47.643**	26.371	23.506	30.350	27.416	200.2
5	1'46.967 *	26.069	23.386	30.149*	27.363	204.7
6	**1'47.804**	26.267	23.492	30.634	27.411	199.4
7	**1'47.304**	25.946	23.557	30.312	27.489	200.6
8	**1'47.101**	26.040	23.381	30.315	27.365	199.4
9	**1'46.764**	25.889	23.370	30.222	27.283	200.2
10	**1'47.229**	25.908	23.377	30.433	27.511	201.0
11	**1'47.241**	26.044	23.610	30.303	27.284	199.4
12	**1'47.161**	25.878	23.467	30.282	27.534	202.6
13	**1'46.683**	25.704	23.473	30.252	27.254	202.6
14	**1'47.201**	25.759	23.511	30.375	27.556	203.9
15	**1'46.749**	25.968	23.331	30.231	27.219	204.3
16	**1'47.302**	25.887	23.366	30.637	27.412	200.2

16th 78 Jakob ROSENTHAL

Red Bull MotoGP Roo AUT

Runs=1 Total laps=16 Full laps=15 Valid laps=13

1	1'54.123	30.786	23.817	30.908	28.612	
2	1'48.700 *	26.550	23.767	30.556*	27.827	202.2
3	**1'47.864**	25.826	23.743	30.672	27.623	202.2
4	**1'47.336**	25.920	23.568	30.371	27.477	201.4
5	**1'47.562**	26.396	23.440	30.327	27.399	200.6
6	**1'47.173**	25.754	23.523	30.336	27.560	201.0
7	**1'47.362**	25.787	23.534	30.519	27.522	200.6
8	**1'46.830**	25.923	23.345	30.302	27.260	198.2
9	1'47.076 *	25.929	23.376	30.293*	27.478	201.0
10	**1'46.798**	25.719	23.340	30.196	27.543	200.6
11	**1'46.638**	25.837	23.365	30.164	27.272	202.6
12	**1'46.992**	26.028	23.382	30.320	27.262	197.4
13	**1'47.098**	25.985	23.727	30.246	27.140	199.0
14	**1'47.562**	25.808	23.835	30.343	27.576	203.0
15	**1'47.157**	25.988	23.493	30.285	27.391	201.8
16	**1'46.849**	25.775	23.347	30.424	27.303	203.0

17th 56 Kevin FARKAS

Red Bull MotoGP Roo HUN

Runs=1 Total laps=16 Full laps=15 Valid laps=15

1	1'54.306	30.767	24.033	30.883	28.623	
2	**1'48.250**	26.362	23.846	30.585	27.457	205.6
3	**1'47.890**	25.976	23.553	30.617	27.744	203.9
4	**1'47.193**	25.988	23.453	30.346	27.406	202.2
5	**1'47.488**	26.440	23.358	30.306	27.384	206.4
6	**1'46.869**	25.842	23.514	30.211	27.302	202.6
7	**1'47.226**	26.145	23.379	30.309	27.393	197.0
8	**1'46.969**	26.146	23.301	30.175	27.347	197.0
9	**1'47.014**	26.184	23.363	30.015	27.452	197.8
10	**1'46.742**	26.064	23.326	29.951	27.401	197.8

Fastest Lap: Máximo QUILES Red Bull MotoGP Roo SPA **1'45.410** 25.442 23.086 29.889 26.993

DORNA DATA PROCESSING TIMING SERVICE DORNA DATA PROCESSING TIMING SERVICE DORNA DATA PROCESSING TIMING SERVICE DORNA DATA PROCESSING TIMING SERVICE DORNA DATA PROCESSING TIMING SERVICE DORNA DATA PROCESSING TIMING SERVICE DORNA DATA PROCESSING TIMING SERVICE DORNA DATA PROCCEESSS

Lap	Lap Time	T1	T2	T3	T4	Speed
11	**1'46.486**	26.048	23.302	29.973	27.163	197.8
12	**1'47.527**	26.787	23.364	30.143	27.233	196.6
13	**1'46.928**	26.059	23.302	30.308	27.259	197.0
14	**1'47.955**	26.358	23.708	30.233	27.656	197.0
15	**1'47.053**	26.096	23.436	30.350	27.171	203.0
16	**1'47.580**	25.909	23.311	30.582	27.778	203.5

18th 2 Amaury MIZERA
Red Bull MotoGP Roo FRA
Runs=1 Total laps=16 Full laps=15 Valid laps=15

Lap	Lap Time	T1	T2	T3	T4	Speed
1	1'53.777 *	30.600	23.811	30.822*	28.544	
2	**1'48.502**	26.511	24.037	30.365	27.589	200.2
3	**1'47.735**	26.036	23.646	30.566	27.487	202.2
4	**1'47.332**	25.976	23.648	30.305	27.403	202.6
5	**1'47.654**	26.258	23.683	30.345	27.368	201.8
6	**1'47.978**	26.040	23.596	30.629	27.713	199.4
7	**1'47.185**	25.857	23.460	30.398	27.470	201.8
8	**1'46.985**	26.021	23.425	30.221	27.318	197.0
9	**1'46.992**	25.806	23.543	30.151	27.492	203.0
10	**1'46.741**	25.796	23.420	30.036	27.489	203.9
11	**1'46.671**	25.885	23.431	30.148	27.207	201.8
12	**1'47.073**	26.074	23.506	30.253	27.240	197.4
13	**1'46.377**	25.694	23.360	30.137	27.186	203.5
14	**1'47.645**	26.175	23.368	30.260	27.842	201.0
15	**1'47.432**	26.011	23.521	30.429	27.471	198.2
16	**1'47.214**	25.801	23.396	30.468	27.549	203.0

19th 88 Shinya EZAWA
Red Bull MotoGP Roo JPN
Runs=1 Total laps=16 Full laps=15 Valid laps=14

Lap	Lap Time	T1	T2	T3	T4	Speed
1	1'54.905 *	31.003	24.331	30.990*	28.581	
2	**1'48.836**	26.515	23.847	30.685	27.789	198.2
3	**1'48.719**	26.288	23.816	30.867	27.748	197.8
4	**1'48.991**	26.379	23.931	30.683	27.998	196.2
5	**1'48.789**	26.439	23.820	30.660	27.870	195.1
6	**1'48.848**	26.429	23.813	30.763	27.843	194.0
7	**1'49.080**	26.478	23.829	30.783	27.990	194.0
8	1'49.360 *	26.806	23.702	30.949*	27.903	194.3
9	**1'49.103**	26.779	23.835	30.763	27.726	192.8
10	**1'48.935**	26.524	23.817	30.667	27.927	192.8
11	**1'48.949**	26.586	23.777	30.750	27.836	192.8
12	**1'49.078**	26.606	23.934	30.701	27.837	192.8
13	**1'49.517**	26.716	23.887	30.864	28.050	193.6
14	**1'49.310**	26.595	23.908	30.793	28.014	191.7
15	**1'49.474**	26.529	24.064	30.984	27.897	193.6
16	**1'49.276**	26.630	23.833	30.876	27.937	193.6

20th 5 Leo RAMMERSTOR
Red Bull MotoGP Roo AUT
Runs=1 Total laps=16 Full laps=15 Valid laps=11

Lap	Lap Time	T1	T2	T3	T4	Speed
1	1'54.415 *	31.068	23.968	30.884*	28.495	
2	1'48.724 *	26.484	23.893	30.643*	27.704	204.7
3	**1'47.712**	25.832	23.618	30.661	27.601	202.6
4	**1'47.531**	25.854	23.559	30.771	27.347	203.0
5	**1'47.455**	26.100	23.634	30.273	27.448	200.2
6	**1'47.442**	25.832	23.492	30.496	27.622	202.2
7	**1'48.257**	26.517	23.710	30.488	27.542	199.8
8	1'47.763 *	26.090	23.649	30.520*	27.504	199.4
9	**1'48.045**	26.296	23.517	30.473	27.759	199.0

Lap	Lap Time	T1	T2	T3	T4	Speed
10	**1'47.991**	26.046	23.688	30.710	27.547	198.2
11	1'47.567 *	26.122	23.530	30.493*	27.422	196.6
12	**1'47.518**	26.075	23.575	30.400	27.468	196.2
13	**1'47.582**	26.219	23.470	30.520	27.373	196.6
14	**1'47.899**	26.073	23.710	30.593	27.523	195.1
15	**1'47.197**	26.172	23.523	30.277	27.225	194.7
16	2'15.289 *	26.033	44.788	35.342*	29.126	195.9

21st 23 Rhys STEPHENSON
Red Bull MotoGP Roo GBR
Runs=1 Total laps=13 Full laps=12 Valid laps=9

Lap	Lap Time	T1	T2	T3	T4	Speed
1	1'55.359	31.148	24.790	31.015	28.406	
2	1'49.851 *	26.433	24.025	31.057*	28.336	196.2
3	**1'48.950**	26.284	23.951	30.936	27.779	197.8
4	**1'49.204**	26.173	24.213	31.042	27.776	196.2
5	**1'49.067**	26.631	24.125	30.741	27.570	195.1
6	**1'48.699**	26.213	24.091	30.764	27.631	199.8
7	**1'49.148**	26.236	23.957	31.081	27.874	196.2
8	**1'52.751**	26.229	24.198	34.359	27.965	195.1
9	**1'49.509**	26.467	24.136	31.046	27.860	195.5
10	1'49.797 *	26.692	24.225	31.025*	27.855	194.7
11	**1'50.198**	26.584	24.462	31.208	27.944	194.7
12	1'50.484 *	26.640	24.635	31.218	27.991*	192.5
13	**1'49.759**	26.286	24.394	31.205	27.874	194.7

22nd 25 Alexander ENRIQUE
Red Bull MotoGP Roo USA
Runs=1 Total laps=6 Full laps=5 Valid laps=5

Lap	Lap Time	T1	T2	T3	T4	Speed
1	1'55.755	31.371	24.749	31.105	28.530	
2	**1'49.649**	26.423	24.031	30.998	28.197	198.6
3	**1'49.106**	26.299	23.942	30.940	27.925	199.8
4	**1'48.896**	26.348	23.947	30.973	27.628	196.2
5	**1'48.798**	26.302	24.021	30.785	27.690	194.0
6	**1'48.459**	26.210	23.880	30.760	27.609	195.9
	unfinished	26.336	23.789			194.3

23rd 47 Dodo BOGGIO
Red Bull MotoGP Roo ITA
Runs=1 Total laps=4 Full laps=3 Valid laps=3

Lap	Lap Time	T1	T2	T3	T4	Speed
1	1'54.159 *	30.697	24.029	30.869*	28.564	
2	**1'48.019**	26.361	23.663	30.324	27.671	203.0
3	**1'47.424**	25.904	23.624	30.349	27.547	203.9
4	**1'47.510**	26.077	23.588	30.460	27.385	196.6

24th 67 Casey O'GORMAN
Red Bull MotoGP Roo IRL
Runs=1 Total laps=0 Full laps=0 Valid laps=0

	unfinished	29.182	23.539			

25th 69 Marcos RUDA
Red Bull MotoGP Roo SPA
Runs=1 Total laps=0 Full laps=0 Valid laps=0

	unfinished	30.057	23.971	30.929		

Fastest Lap:	Máximo QUILES	Red Bull MotoGP Roo	SPA	**1'45.410**	25.442	23.086	29.889	26.993

DORNA DATA PROCESSING TIMING SERVICE DORNA DATA PROCESSING TIMING SERVICE DORNA DATA PROCESSING TIMING SERVICE DORNA DATA PROCESSING TIMING SERVICE DORNA DATA PROCESSING TIMING SERVICE DORNA DATA PROCESSING TIMING SERVICE DORNA DATA PROCESSING TIMING SERVICE DORNA DATA PROCCEESSS

Le Mans

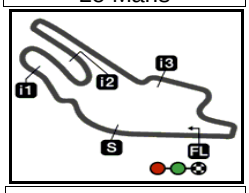

4185 m.

Results and timing service provided by TISSOT

RookiesCup

SHARK GRAND PRIX DE FRANCE
Official Starting Grid

Race : 16 laps = 66.96 km

1	**1** 1'46.004 **95 Marco MORELLI** KTM	**2** 1'46.096 **27 Rico SALMELA** KTM	**3** 1'46.277 **94 Guido PINI** KTM
2	**4** 1'46.315 **18 Angel PIQUERAS** KTM	**5** 1'46.324 **50 Carter THOMPSON** KTM	**6** 1'46.339 **14 Cormac BUCHANAN** KTM
3	**7** 1'46.478 **28 Máximo QUILES** KTM	**8** 1'46.486 **83 Alvaro CARPE** KTM	**9** 1'46.490 **12 Jacob ROULSTONE** KTM
4	**10** 1'46.585 **67 Casey O'GORMAN** KTM	**11** 1'46.618 **69 Marcos RUDA** KTM	**12** 1'46.714 **13 Hakim DANISH** KTM
5	**13** 1'46.765 **11 Ruché MOODLEY** KTM	**14** 1'46.777 **81 Lorenz LUCIANO** KTM	**15** 1'46.788 **8 Eddie O'SHEA** KTM
6	**16** 1'46.854 **54 Alberto FERRANDEZ** KTM	**17** 1'46.926 **93 Arbi ADITAMA** KTM	**18** 1'46.987 **47 Dodo BOGGIO** KTM
7	**19** 1'46.997 **56 Kevin FARKAS** KTM	**20** 1'47.194 **78 Jakob ROSENTHALER** KTM	**21** 1'47.408 **2 Amaury MIZERA** KTM
8	**22** 1'47.867 **88 Shinya EZAWA** KTM	**23** 1'48.161 **5 Leo RAMMERSTORFER** KTM	**24** 1'48.983 **23 Rhys STEPHENSON** KTM

The results are provisional until the end of the limit for protest and appeals and until the ratification of the Event Management Committee.

Time limit for protest expires 60' at the latest after publication of the results - . ..... Time: .....

DORNA DATA PROCESSING ,TIMING SERVICE DORNA DATA PROCESSING TIMING SERVICE DORNA DATA PROCESSING TIMING SERVICE DORNA DATA PROCESSING TIMING SERVICE DORNA DATA PROCESSING TIMING SERVICE DORNA DATA PROCESSING TIMING SERVICE DORNA DATA PROCESSING TIMING SERVICE DORNA DATA PROCCEESSS

Le Mans

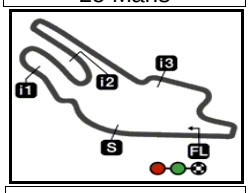

4185 m.

Results and timing service provided by TISSOT

RookiesCup

SHARK GRAND PRIX DE FRANCE

Official Starting Grid

Race : 16 laps = 66.96 km

9

25
1'49.803
25 Alexander ENRIQUEZ
KTM

The results are provisional until the end of the limit for protest and appeals and until the ratification of the Event Management Committee.
Time limit for protest expires 60' at the latest after publication of the results - . ..... Time: .....

DORNA DATA PROCESSING ,TIMING SERVICE DORNA DATA PROCESSING TIMING SERVICE DORNA DATA PROCESSING TIMING SERVICE DORNA DATA PROCESSING TIMING SERVICE DORNA DATA PROCESSING TIMING SERVICE DORNA DATA PROCESSING TIMING SERVICE DORNA DATA PROCESSING TIMING SERVICE DORNA DATA PROCCEESSS

Le Mans

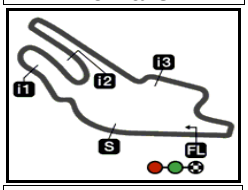

4185 m.

Results and timing service provided by TISSOT

RookiesCup

SHARK GRAND PRIX DE FRANCE

Race Nr.1

Lap Chart

Pos	1	2	3	4	5	6	7	8	9	10	11	12	13	14	15	16	17	18	19	20	21	22	23	24	25
Grid	95	27	94	18	50	14	28	83	12	67	69	13	11	81	8	54	93	47	56	78	2	88	5	23	25

Laps																									
1	27	18	94	14	50	13	28	83	11	54	81	12	2	8	78	47	56	5	95	88	23	25	93		
2	27	18	94	14	50	13	28	83	54	11	81	12	8	47	2	56	78	95	5	88	93	23	25		
3	27	18	14	94	13	28	50	83	11	54	81	12	47	8	2	95	56	78	5	93	88	23	25		
4	27	18	13	94	28	14	11	54	83	50	12	81	95	47	2	8	56	78	5	93	88	23	25		
5	27	13	18	94	28	14	11	54	83	50	12	81	95	8	2	56	78	5	93	88	25	23			
6	27	13	18	94	28	11	54	83	14	50	12	81	95	56	8	78	2	5	93	88	25	23			
7	27	18	94	13	28	54	11	83	14	50	12	81	95	56	8	78	2	5	93	88	23				
8	27	94	18	54	11	83	13	14	28	50	12	81	95	56	8	78	2	93	5	88	23				
9	27	18	54	94	11	83	13	14	28	50	12	95	81	56	8	78	2	93	5	88	23				
10	27	94	18	11	54	83	14	28	50	13	95	12	81	56	8	78	2	93	5	88	23				
11	27	18	11	94	83	54	28	14	50	13	95	12	81	56	78	2	8	93	5	88	23				
12	27	11	94	18	83	28	54	14	50	13	95	12	81	56	78	2	93	8	5	88	23				
13	27	11	94	18	83	28	54	14	13	50	12	95	81	56	2	93	78	8	5	88	23				
14	27	11	94	18	83	28	54	14	13	50	12	95	81	93	2	56	8	78	5	88					
15	27	94	18	11	28	83	54	14	13	50	12	81	95	93	8	56	2	78	5	88					
16	18	27	11	28	94	83	54	14	13	50	12	81	95	93	8	78	2	56	88	5					

Winner Lapped rider

DORNA DATA PROCESSING -TIMING SERVICE DORNA DATA PROCESSING TIMING SERVICE DORNA DATA PROCESSING TIMING SERVICE DORNA DATA PROCESSING TIMING SERVICE DORNA DATA PROCESSING TIMING SERVICE DORNA DATA PROCESSING TIMING SERVICE DORNA DATA PROCESSING TIMING SERVICE DORNA DATA PROCCEESSS

Le Mans, Saturday, May 13, 2023

Le Mans

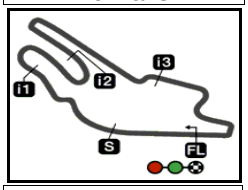

4185 m.

Results and timing service provided by TISSOT

RookiesCup

SHARK GRAND PRIX DE FRANCE

Race Nr.1

Fastest Lap of Each Rider

		Rider	Nation	Team	Motorcycle	Time	Lap	Total	Gap	
1	28	**Máximo QUILES**	SPA	Red Bull MotoGP Rookies Cup	KTM	**1'45.410**	13	16		
2	94	**Guido PINI**	ITA	Red Bull MotoGP Rookies Cup	KTM	**1'45.512**	15	16	0.102	0.102
3	18	**Angel PIQUERAS**	SPA	Red Bull MotoGP Rookies Cup	KTM	**1'45.550**	16	16	0.140	0.038
4	11	**Ruché MOODLEY**	RSA	Red Bull MotoGP Rookies Cup	KTM	**1'45.606**	12	16	0.196	0.056
5	83	**Alvaro CARPE**	SPA	Red Bull MotoGP Rookies Cup	KTM	**1'45.740**	13	16	0.330	0.134
6	27	**Rico SALMELA**	FIN	Red Bull MotoGP Rookies Cup	KTM	**1'45.744**	15	16	0.334	0.004
7	12	**Jacob ROULSTONE**	AUS	Red Bull MotoGP Rookies Cup	KTM	**1'45.846**	16	16	0.436	0.102
8	54	**Alberto FERRANDEZ**	SPA	Red Bull MotoGP Rookies Cup	KTM	**1'45.876**	5	16	0.466	0.030
9	13	**Hakim DANISH**	MAL	Red Bull MotoGP Rookies Cup	KTM	**1'45.891**	9	16	0.481	0.015
10	81	**Lorenz LUCIANO**	BEL	Red Bull MotoGP Rookies Cup	KTM	**1'45.957**	16	16	0.547	0.066
11	95	**Marco MORELLI**	ARG	Red Bull MotoGP Rookies Cup	KTM	**1'45.968**	16	16	0.558	0.011
12	14	**Cormac BUCHANAN**	NZE	Red Bull MotoGP Rookies Cup	KTM	**1'46.011**	12	16	0.601	0.043
13	50	**Carter THOMPSON**	AUS	Red Bull MotoGP Rookies Cup	KTM	**1'46.314**	6	16	0.904	0.303
14	93	**Arbi ADITAMA**	INA	Red Bull MotoGP Rookies Cup	KTM	**1'46.353**	11	16	0.943	0.039
15	2	**Amaury MIZERA**	FRA	Red Bull MotoGP Rookies Cup	KTM	**1'46.377**	13	16	0.967	0.024
16	56	**Kevin FARKAS**	HUN	Red Bull MotoGP Rookies Cup	KTM	**1'46.486**	11	16	1.076	0.109
17	78	**Jakob ROSENTHALER**	AUT	Red Bull MotoGP Rookies Cup	KTM	**1'46.638**	11	16	1.228	0.152
18	8	**Eddie O'SHEA**	GBR	Red Bull MotoGP Rookies Cup	KTM	**1'46.683**	13	16	1.273	0.045
19	5	**Leo RAMMERSTORFER**	AUT	Red Bull MotoGP Rookies Cup	KTM	**1'47.197**	15	16	1.787	0.514
20	47	**Dodo BOGGIO**	ITA	Red Bull MotoGP Rookies Cup	KTM	**1'47.424**	3	4	2.014	0.227
21	25	**Alexander ENRIQUEZ**	USA	Red Bull MotoGP Rookies Cup	KTM	**1'48.459**	6	6	3.049	1.035
22	23	**Rhys STEPHENSON**	GBR	Red Bull MotoGP Rookies Cup	KTM	**1'48.699**	6	13	3.289	0.240
23	88	**Shinya EZAWA**	JPN	Red Bull MotoGP Rookies Cup	KTM	**1'48.719**	3	16	3.309	0.020

DORNA DATA PROCESSING TIMING SERVICE DORNA DATA PROCESSING TIMING SERVICE DORNA DATA PROCESSING TIMING SERVICE DORNA DATA PROCESSING TIMING SERVICE DORNA DATA PROCESSING TIMING SERVICE DORNA DATA PROCESSING TIMING SERVICE DORNA DATA PROCESSING TIMING SERVICE DORNA DATA PROCCEESSS

Le Mans, Saturday, May 13, 2023

Le Mans

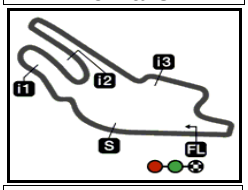

4185 m.

Results and timing service provided by TISSOT

RookiesCup

SHARK GRAND PRIX DE FRANCE

Race Nr.1

Analysis by Lap

Lap 1

Num	Lap Time	Gap
27	1'49.480	
18	1'49.621	0.141
94	1'49.994	0.514
14	1'50.131	0.651
50	1'50.378	0.898
13	1'50.708	1.228
28	1'51.027	1.547
83	1'51.265	1.785
11	1'51.541	2.061
54	1'51.644	2.164
81	1'52.123	2.643
12	1'53.646	4.166
2	1'53.777	4.297
8	1'53.876	4.396
78	1'54.123	4.643
47	1'54.159	4.679
56	1'54.306	4.826
5	1'54.415	4.935
95	1'54.540	5.060
88	1'54.905	5.425
23	1'55.359	5.879
25	1'55.755	6.275
93	1'56.439	6.959

Lap 2

Num	Lap Time	Gap
27	1'46.416	
18	1'46.538	0.263
94	1'46.593	0.691
14	1'46.625	0.860
50	1'46.718	1.200
13	1'46.487	1.299
28	1'46.365	1.496
83	1'46.652	2.021
54	1'46.615	2.363
11	1'46.897	2.542
81	1'47.774	4.001
12	1'47.430	5.180
8	1'48.225	6.205
47	1'48.019	6.282
2	1'48.502	6.383
56	1'48.250	6.660
78	1'48.700	6.927
95	1'48.366	7.010
5	1'48.724	7.243
88	1'48.836	7.845
93	1'48.095	8.638
23	1'49.851	9.314
25	1'49.649	9.508

Lap 3

Num	Lap Time	Gap
27	1'46.442	
18	1'46.429	0.250
14	1'46.495	0.913
94	1'46.697	0.946
13	1'46.217	1.074
28	1'46.633	1.687
50	1'47.109	1.867
83	1'46.829	2.408
11	1'46.511	2.611
54	1'46.805	2.726
81	1'47.343	4.902
12	1'46.791	5.529
47	1'47.424	7.264
8	1'47.775	7.538
2	1'47.735	7.676
95	1'47.244	7.812
56	1'47.890	8.108
78	1'47.864	8.349
5	1'47.712	8.513
93	1'47.401	9.597
88	1'48.719	10.122
23	1'48.950	11.822
25	1'49.106	12.172

Lap 4

Num	Lap Time	Gap
27	1'46.725	
18	1'46.611	0.136
13	1'45.955	0.304
94	1'46.415	0.636
28	1'45.847	0.809
14	1'46.970	1.158
11	1'46.102	1.988
54	1'46.180	2.181
83	1'46.617	2.300
50	1'47.416	2.558
12	1'46.762	5.566
81	1'47.591	5.768
95	1'46.715	7.802
47	1'47.510	8.049
2	1'47.332	8.283
8	1'47.643	8.456
56	1'47.193	8.576
78	1'47.336	8.960
5	1'47.531	9.319
93	1'47.348	10.220
88	1'48.991	12.388
23	1'49.204	14.301
25	1'48.896	14.343

Lap 5

Num	Lap Time	Gap
27	1'46.266	
13	1'46.056	0.094
18	1'46.508	0.378
94	1'46.146	0.516
28	1'46.435	0.978
14	1'46.609	1.501
11	1'45.927	1.649
54	1'45.876	1.791
83	1'45.898	1.932
50	1'46.400	2.692
12	1'47.035	6.335
81	1'47.110	6.612
95	1'46.515	8.051
8	1'46.967	9.157
2	1'47.654	9.671
56	1'47.488	9.798
78	1'47.562	10.256
5	1'47.455	10.508
93	1'47.073	11.027
88	1'48.789	14.911
25	1'48.798	16.875
23	1'49.067	17.102

Lap 6

Num	Lap Time	Gap
27	1'46.089	
13	1'46.251	0.256
18	1'46.151	0.440
94	1'46.207	0.634
28	1'46.071	0.960
11	1'45.617	1.177
54	1'45.919	1.621
83	1'46.150	1.993
14	1'46.598	2.010
50	1'46.314	2.917
12	1'46.608	6.854
81	1'46.555	7.078
95	1'46.718	8.680
56	1'46.869	10.578
8	1'47.804	10.872
78	1'47.173	11.340
2	1'47.978	11.560
5	1'47.442	11.861
93	1'47.197	12.135
88	1'48.848	17.670
25	1'48.459	19.245
23	1'48.699	19.712

Lap 7

Num	Lap Time	Gap
27	1'46.561	
18	1'46.297	0.176
94	1'46.276	0.349
13	1'46.794	0.489
28	1'46.388	0.787
54	1'45.914	0.974
11	1'46.557	1.173
83	1'46.129	1.561
14	1'46.603	2.052
50	1'46.576	2.932
12	1'46.881	7.174
81	1'46.855	7.372
95	1'46.652	8.771
56	1'47.226	11.243
8	1'47.304	11.615
78	1'47.362	12.141
2	1'47.185	12.184
5	1'48.257	13.557
93	1'48.101	13.675
88	1'49.080	20.189
23	1'49.148	22.299

Lap 8

Num	Lap Time	Gap
27	1'46.568	
94	1'46.753	0.534
18	1'47.040	0.648
54	1'46.363	0.769
11	1'46.352	0.957
83	1'46.238	1.231
13	1'47.586	1.507
14	1'46.242	1.726
28	1'48.538	2.757
50	1'46.696	3.060
12	1'47.354	7.960
81	1'47.358	8.162
95	1'46.538	8.741
56	1'46.969	11.644
8	1'47.101	12.148
78	1'46.830	12.403
2	1'46.985	12.601
93	1'46.896	14.003
5	1'47.763	14.752
88	1'49.360	22.981
23	1'52.751	28.482

Lap 9

Num	Lap Time	Gap
27	1'46.074	
18	1'45.744	0.318
54	1'45.912	0.607
94	1'46.389	0.849
11	1'46.107	0.990
83	1'46.005	1.162
13	1'45.891	1.324
14	1'46.128	1.780
28	1'46.085	2.768
50	1'46.423	3.409
12	1'47.230	9.116
95	1'46.569	9.236
81	1'47.421	9.509
56	1'47.014	12.584
8	1'46.764	12.838
78	1'47.076	13.405
2	1'46.992	13.519
93	1'46.626	14.555
5	1'48.045	16.723
88	1'49.103	26.010
23	1'49.509	31.917

Lap 10

Num	Lap Time	Gap
27	1'46.001	
94	1'45.868	0.716
18	1'46.575	0.892
11	1'46.012	1.001
54	1'46.539	1.145
83	1'46.076	1.237
14	1'46.174	1.953
28	1'45.819	2.586
50	1'46.632	4.040
13	1'49.380	4.703
95	1'46.325	9.560
12	1'46.856	9.971
81	1'46.876	10.384
56	1'46.742	13.325
8	1'47.229	14.066
78	1'46.798	14.202
2	1'46.741	14.259
93	1'46.616	15.170
5	1'47.991	18.713
88	1'48.935	28.944
23	1'49.797	35.713

Lap 11

Num	Lap Time	Gap
27	1'45.931	
18	1'45.669	0.630
11	1'45.802	0.872
94	1'46.278	1.063
83	1'45.815	1.121
54	1'46.087	1.301
28	1'45.655	2.310
14	1'46.481	2.503
50	1'46.866	4.975
13	1'46.822	5.594
95	1'46.251	9.880
12	1'46.272	10.312
81	1'46.371	10.824
56	1'46.486	13.880
78	1'46.638	14.909
2	1'46.671	14.999
8	1'47.241	15.376
93	1'46.353	15.592
5	1'47.567	20.349
88	1'48.949	31.962
23	1'50.198	39.980

Lap 12

Num	Lap Time	Gap
27	1'45.967	
11	1'45.606	0.511
94	1'45.731	0.827
18	1'46.366	1.029
83	1'45.918	1.072
28	1'45.711	2.054
54	1'47.016	2.350
14	1'46.011	2.547
50	1'47.391	6.399
13	1'46.963	6.590
95	1'46.479	10.392
12	1'46.318	10.663
81	1'46.156	11.013
56	1'47.527	15.440
78	1'46.992	15.934
2	1'47.073	16.105
93	1'46.693	16.318
8	1'47.161	16.570
5	1'47.518	21.900
88	1'49.078	35.073
23	1'50.484	44.497

Lap 13

Num	Lap Time	Gap
27	1'45.817	
11	1'45.751	0.445
94	1'45.715	0.725
18	1'45.625	0.837
83	1'45.740	0.995
28	1'45.410	1.647
54	1'45.798	2.331
14	1'46.073	2.803
13	1'47.036	7.809
50	1'48.970	9.552
12	1'46.632	11.478
95	1'47.143	11.718

Lapped rider

DORNA DATA PROCESSING TIMING SERVICE DORNA DATA PROCESSING TIMING SERVICE DORNA DATA PROCESSING TIMING SERVICE DORNA DATA PROCESSING TIMING SERVICE DORNA DATA PROCESSING TIMING SERVICE DORNA DATA PROCESSING TIMING SERVICE DORNA DATA PROCESSING TIMING SERVICE DORNA DATA PROCCEESSS

Num	Lap Time	Gap
81	1'46.838	12.034
56	1'46.928	16.551
2	1'46.377	16.665
93	1'46.563	17.064
78	1'47.098	17.215
8	1'46.683	17.436
5	1'47.582	23.665
88	1'49.517	38.773
23	1'49.759	48.439
78	1'46.849	20.838
2	1'47.214	21.011
56	1'47.580	21.194
88	1'49.276	48.888
5	2'15.289	56.105

Lap **14**

27	1'46.140	
11	1'45.980	0.285
94	1'45.880	0.465
18	1'45.969	0.666
83	1'45.863	0.718
28	1'45.562	1.069
54	1'46.157	2.348
14	1'46.612	3.275
13	1'47.199	8.868
50	1'47.425	10.837
12	1'46.575	11.913
95	1'46.452	12.030
81	1'46.367	12.261
93	1'47.011	17.935
2	1'47.645	18.170
56	1'47.955	18.366
8	1'47.201	18.497
78	1'47.562	18.637
5	1'47.899	25.424
88	1'49.310	41.943

Lap **15**

27	1'45.744	
94	1'45.512	0.233
18	1'45.589	0.511
11	1'46.050	0.591
28	1'45.527	0.852
83	1'46.016	0.990
54	1'46.306	2.910
14	1'46.801	4.332
13	1'47.218	10.342
50	1'46.900	11.993
12	1'46.927	13.096
81	1'46.717	13.234
95	1'47.177	13.463
93	1'47.118	19.309
8	1'46.749	19.502
56	1'47.053	19.675
2	1'47.432	19.858
78	1'47.157	20.050
5	1'47.197	26.877
88	1'49.474	45.673

Lap **16**

18	1'45.550	
27	1'46.183	0.122
11	1'45.858	0.388
28	1'45.772	0.563
94	1'46.626	0.798
83	1'45.950	0.879
54	1'46.515	3.364
14	1'47.296	5.567
13	1'47.439	11.720
50	1'46.852	12.784
12	1'45.846	12.881
81	1'45.957	13.130
95	1'45.968	13.370
93	1'47.186	20.434
8	1'47.302	20.743

Lapped rider

DORNA DATA PROCESSING TIMING SERVICE DORNA DATA PROCESSING TIMING SERVICE DORNA DATA PROCESSING TIMING SERVICE DORNA DATA PROCESSING TIMING SERVICE DORNA DATA PROCESSING TIMING SERVICE DORNA DATA PROCESSING TIMING SERVICE DORNA DATA PROCESSING TIMING SERVICE DORNA DATA PROCCEESSS

Le Mans

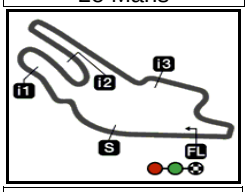

4185 m.

Results and timing service provided by TISSOT

RookiesCup

SHARK GRAND PRIX DE FRANCE

After the **Race Nr.1**

Event Best Maximum Speed

	Rider	Nation	Team	Motorcycle	Km/h	
11	**Ruché MOODLEY**	**RSA**	Red Bull MotoGP Rookies Cup	KTM	**208.6**	Race Nr.1
27	**Rico SALMELA**	**FIN**	Red Bull MotoGP Rookies Cup	KTM	**208.1**	Practice Nr. 1
94	**Guido PINI**	**ITA**	Red Bull MotoGP Rookies Cup	KTM	**207.7**	Practice Nr. 1
28	**Máximo QUILES**	**SPA**	Red Bull MotoGP Rookies Cup	KTM	**207.7**	Practice Nr. 1
83	**Alvaro CARPE**	**SPA**	Red Bull MotoGP Rookies Cup	KTM	**206.4**	Race Nr.1
69	**Marcos RUDA**	**SPA**	Red Bull MotoGP Rookies Cup	KTM	**206.4**	Practice Nr. 1
56	**Kevin FARKAS**	**HUN**	Red Bull MotoGP Rookies Cup	KTM	**206.4**	Race Nr.1
8	**Eddie O'SHEA**	**GBR**	Red Bull MotoGP Rookies Cup	KTM	**206.0**	Qualifying
93	**Arbi ADITAMA**	**INA**	Red Bull MotoGP Rookies Cup	KTM	**205.1**	Qualifying
5	**Leo RAMMERSTORFER**	**AUT**	Red Bull MotoGP Rookies Cup	KTM	**204.7**	Race Nr.1
18	**Angel PIQUERAS**	**SPA**	Red Bull MotoGP Rookies Cup	KTM	**204.7**	Race Nr.1
2	**Amaury MIZERA**	**FRA**	Red Bull MotoGP Rookies Cup	KTM	**204.7**	Practice Nr. 1
54	**Alberto FERRANDEZ**	**SPA**	Red Bull MotoGP Rookies Cup	KTM	**204.3**	Qualifying
95	**Marco MORELLI**	**ARG**	Red Bull MotoGP Rookies Cup	KTM	**203.9**	Race Nr.1
47	**Dodo BOGGIO**	**ITA**	Red Bull MotoGP Rookies Cup	KTM	**203.9**	Race Nr.1
78	**Jakob ROSENTHALER**	**AUT**	Red Bull MotoGP Rookies Cup	KTM	**203.9**	Practice Nr. 1
13	**Hakim DANISH**	**MAL**	Red Bull MotoGP Rookies Cup	KTM	**203.9**	Race Nr.1
14	**Cormac BUCHANAN**	**NZE**	Red Bull MotoGP Rookies Cup	KTM	**203.0**	Race Nr.1
12	**Jacob ROULSTONE**	**AUS**	Red Bull MotoGP Rookies Cup	KTM	**203.0**	Qualifying
50	**Carter THOMPSON**	**AUS**	Red Bull MotoGP Rookies Cup	KTM	**203.0**	Practice Nr. 1
67	**Casey O'GORMAN**	**IRL**	Red Bull MotoGP Rookies Cup	KTM	**202.2**	Practice Nr. 1
81	**Lorenz LUCIANO**	**BEL**	Red Bull MotoGP Rookies Cup	KTM	**202.2**	Race Nr.1
23	**Rhys STEPHENSON**	**GBR**	Red Bull MotoGP Rookies Cup	KTM	**201.4**	Practice Nr. 1
88	**Shinya EZAWA**	**JPN**	Red Bull MotoGP Rookies Cup	KTM	**201.4**	Practice Nr. 1
25	**Alexander ENRIQUEZ**	**USA**	Red Bull MotoGP Rookies Cup	KTM	**200.6**	Practice Nr. 1

DORNA DATA PROCESSING -TIMING SERVICE DORNA DATA PROCESSING TIMING SERVICE DORNA DATA PROCESSING TIMING SERVICE DORNA DATA PROCESSING TIMING SERVICE DORNA DATA PROCESSING TIMING SERVICE DORNA DATA PROCESSING TIMING SERVICE DORNA DATA PROCESSING TIMING SERVICE DORNA DATA PROCCEESSS

Le Mans, Saturday, May 13, 2023

Le Mans

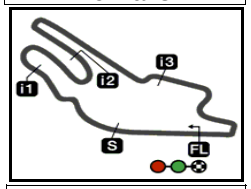

4185 m.

Results and timing service provided by TISSOT

After the **SHARK GRAND PRIX DE FRANCE**

RookiesCup

2023 Riders Performance

(Qualifying Position - Starting Position - Race Position)

	Rider	Points	POR	POR	SPA	SPA	FRA	FRA	ITA	ITA	NED	NED	AUT	AUT	RSM	RSM							
1	**PIQUERAS Angel**	**120**	1	1	3	3	4																
			1-1	1-1	3-1	3-2	4-1	-	-	-	-	-	-	-	-	-	-	-	-	-	-	-	-
2	**CARPE Alvaro**	**69**	7	7	10	10	8																
			7-2	7-6	10-4	10-3	8-6	-	-	-	-	-	-	-	-	-	-	-	-	-	-	-	-
3	**SALMELA Rico**	**69**	6	6	11	11	2																
			6-3	6-5	11-5	11-5	2-2	-	-	-	-	-	-	-	-	-	-	-	-	-	-	-	-
4	**QUILES Máximo**	**59**	9	9	1	1	7																
			9-21	9-11	1-3	1-1	7-4	-	-	-	-	-	-	-	-	-	-	-	-	-	-	-	-
5	**DANISH Hakim**	**46**	8	8	17	17	12																
			8-5	8-3	16-9	16-11	12-9	-	-	-	-	-	-	-	-	-	-	-	-	-	-	-	-
6	**ROULSTONE Jacob**	**45**	20	20	4	4	9																
			20-13	20-9	4-2	4-6	9-11	-	-	-	-	-	-	-	-	-	-	-	-	-	-	-	-
7	**MOODLEY Ruché**	**42**	2	2	6	6	13																
			2-8	2-NC	6-6	6-8	13-3	-	-	-	-	-	-	-	-	-	-	-	-	-	-	-	-
8	**O'GORMAN Casey**	**41**	3	3	9	9	10																
			3-4	3-4	9-10	9-7	10-NL	-	-	-	-	-	-	-	-	-	-	-	-	-	-	-	-
9	**RUDA Marcos**	**35**	19	19	14	14	11																
			19-7	19-2	14-14	14-12	11-NL	-	-	-	-	-	-	-	-	-	-	-	-	-	-	-	-
10	**MORELLI Marco**	**35**	18	18	2	2	1																
			18-11	18-7	2-11	2-4	1-13	-	-	-	-	-	-	-	-	-	-	-	-	-	-	-	-
11	**FERRANDEZ Alberto**	**35**	5	5	7	7	16																
			5-6	5-NC	7-7	7-9	16-7	-	-	-	-	-	-	-	-	-	-	-	-	-	-	-	-
12	**LUCIANO Lorenz**	**24**	4	4	13	13	14																
			4-10	4-8	13-16	13-10	14-12	-	-	-	-	-	-	-	-	-	-	-	-	-	-	-	-
13	**PINI Guido**	**23**	14	14	12	12	3																
			14-12	14-NC	12-8	12-NC	3-5	-	-	-	-	-	-	-	-	-	-	-	-	-	-	-	-

NC=Not classified NL=Not finished first lap NP=Not started race re-start N2=Not finished first lap race re-start EX=Excluded NS=Not Started DS=Disqualified

DORNA DATA PROCESSING ,TIMING SERVICE DORNA DATA PROCESSING TIMING SERVICE DORNA DATA PROCESSING TIMING SERVICE DORNA DATA PROCESSING TIMING SERVICE DORNA DATA PROCESSING TIMING SERVICE DORNA DATA PROCESSING TIMING SERVICE DORNA DATA PROCESSING TIMING SERVICE DORNA DATA PROCCEESSS

	Rider	Points	POR	POR	SPA	SPA	FRA	FRA	ITA	ITA	NED	NED	AUT	AUT	RSM	RSM							
14	**BUCHANAN Cormac**	**13**	15	15	15	15	6																
			15-14	15-NC	15-15	15-14	6-8	-	-	-	-	-	-	-	-	-	-	-	-	-	-	-	-
15	**SHAHRIL Danial**	**13**	11	11	16	16																	
			11-9	11-10	-NS	-NS	-	-	-	-	-	-	-	-	-	-	-	-	-	-	-	-	-
16	**ADITAMA Arbi**	**10**	21	21	8	8	17																
			21-15	21-12	8-13	8-18	17-14	-	-	-	-	-	-	-	-	-	-	-	-	-	-	-	-
17	**THOMPSON Carter**	**8**	12	12	18	18	5																
			12-20	12-15	17-17	17-15	5-10	-	-	-	-	-	-	-	-	-	-	-	-	-	-	-	-
18	**ROSENTHALER Jakob**	**4**	17	17	19	19	20																
			17-17	17-17	18-12	18-17	20-16	-	-	-	-	-	-	-	-	-	-	-	-	-	-	-	-
19	**MIZERA Amaury**	**3**	16	16	24	24	21																
			16-16	16-13	23-22	23-NC	21-18	-	-	-	-	-	-	-	-	-	-	-	-	-	-	-	-
20	**BOGGIO Dodo**	**3**	NC	NC	5	5	18																
			-NS	-NS	-NL	5-13	18-NC	-	-	-	-	-	-	-	-	-	-	-	-	-	-	-	-
21	**FARKAS Kevin**	**2**	13	13	20	20	19																
			13-NC	13-14	19-18	19-19	19-17	-	-	-	-	-	-	-	-	-	-	-	-	-	-	-	-
22	**O'SHEA Eddie**	**1**	10	10			15																
			10-NC	10-NC	-	-	15-15	-	-	-	-	-	-	-	-	-	-	-	-	-	-	-	-
23	**EZAWA Shinya**	**0**	24	24	22	22	22																
			24-18	24-19	21-19	21-16	22-19	-	-	-	-	-	-	-	-	-	-	-	-	-	-	-	-
24	**STEPHENSON Rhys**	**0**	22	22	23	23	24																
			22-NC	22-16	22-20	22-NC	24-NC	-	-	-	-	-	-	-	-	-	-	-	-	-	-	-	-
25	**RAMMERSTORFER Leo**	**0**	23	23	21	21	23																
			23-22	23-18	20-21	20-20	23-20	-	-	-	-	-	-	-	-	-	-	-	-	-	-	-	-
26	**ENRIQUEZ Alexander**	**0**	25	25	25	25	25																
			25-19	25-NC	24-23	24-21	25-NC	-	-	-	-	-	-	-	-	-	-	-	-	-	-	-	-

NC=Not classified NL=Not finished first lap NP=Not started race re-start N2=Not finished first lap race re-start EX=Excluded NS=Not Started DS=Disqualified

DORNA DATA PROCESSING .TIMING SERVICE DORNA DATA PROCESSING TIMING SERVICE DORNA DATA PROCESSING TIMING SERVICE DORNA DATA PROCESSING TIMING SERVICE DORNA DATA PROCESSING TIMING SERVICE DORNA DATA PROCESSING TIMING SERVICE DORNA DATA PROCESSING TIMING SERVICE DORNA DATA PROCCEESSS

Le Mans

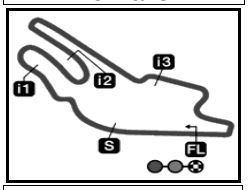

4185 m.

Results and timing service provided by TISSOT

RookiesCup

SHARK GRAND PRIX DE FRANCE

Championship Classification

	Rider	Nation	Points	POR	POR	SPA	SPA	FRA	FRA	ITA	ITA	NED	NED	AUT	AUT	RSM	RSM
1	**PIQUERAS Angel**	SPA	**120**	25	25	25	20	25									
2	**CARPE Alvaro**	SPA	**69**	20	10	13	16	10									
3	**SALMELA Rico**	FIN	**69**	16	11	11	11	20									
4	**QUILES Máximo**	SPA	**59**	0	5	16	25	13									
5	**DANISH Hakim**	MAL	**46**	11	16	7	5	7									
6	**ROULSTONE Jacob**	AUS	**45**	3	7	20	10	5									
7	**MOODLEY Ruché**	RSA	**42**	8	-	10	8	16									
8	**O'GORMAN Casey**	IRL	**41**	13	13	6	9	-									
9	**RUDA Marcos**	SPA	**35**	9	20	2	4	-									
10	**MORELLI Marco**	ARG	**35**	5	9	5	13	3									
11	**FERRANDEZ Alberto**	SPA	**35**	10	-	9	7	9									
12	**LUCIANO Lorenz**	BEL	**24**	6	8	0	6	4									
13	**PINI Guido**	ITA	**23**	4	-	8	-	11									
14	**BUCHANAN Cormac**	NZE	**13**	2	-	1	2	8									
15	**SHAHRIL Danial**	MAL	**13**	7	6	-	-	-									
16	**ADITAMA Arbi**	INA	**10**	1	4	3	0	2									
17	**THOMPSON Carter**	AUS	**8**	0	1	0	1	6									
18	**ROSENTHALER Jakob**	AUT	**4**	0	0	4	0	0									
19	**MIZERA Amaury**	FRA	**3**	0	3	0	-	0									
20	**BOGGIO Dodo**	ITA	**3**	-	-	-	3	-									
21	**FARKAS Kevin**	HUN	**2**	-	2	0	0	0									
22	**O'SHEA Eddie**	GBR	**1**	-	-	-	-	1									
23	**EZAWA Shinya**	JPN	**0**	0	0	0	0	0									
24	**STEPHENSON Rhys**	GBR	**0**	-	0	0	-	-									
25	**RAMMERSTORFER Leo**	AUT	**0**	0	0	0	0	0									
26	**ENRIQUEZ Alexander**	USA	**0**	0	-	0	0	-									

DORNA DATA PROCESSING ,TIMING SERVICE DORNA DATA PROCESSING TIMING SERVICE DORNA DATA PROCESSING TIMING SERVICE DORNA DATA PROCESSING TIMING SERVICE DORNA DATA PROCESSING TIMING SERVICE DORNA DATA PROCESSING TIMING SERVICE DORNA DATA PROCESSING TIMING SERVICE DORNA DATA PROCCEESSS

Le Mans, Saturday, May 13, 2023