

Results and timing service provided by **TISSOT**

MotoE

SHARK GRAND PRIX DE FRANCE

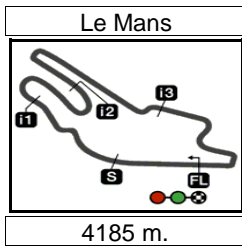
Qualifying Nr. 2

Top Speed & Average

21A



<i>Rider</i>	<i>Nation</i>	<i>Motorcycle</i>	<i>Top 5 speeds</i>					<i>Average</i>	<i>Top</i>
3 Randy KRUMMENACHER	SWI	DUCATI	243.8	243.8	243.2	241.4	241.4	242.7	243.8
81 Jordi TORRES	SPA	DUCATI	243.8	243.2	241.4	240.8	240.2	241.9	243.8
11 Matteo FERRARI	ITA	DUCATI	242.6	239.7	238.5	237.4		239.6	242.6
4 Hector GARZO	SPA	DUCATI	241.4	240.2	239.1	238.5	237.9	239.4	241.4
40 Mattia CASADEI	ITA	DUCATI	241.4	240.2	239.7	239.7	239.1	240.0	241.4
77 Miquel PONS	SPA	DUCATI	240.8	239.7	239.7	239.1	237.4	239.3	240.8
29 Nicolas SPINELLI	ITA	DUCATI	240.2	239.7	239.1	238.5	237.9	239.1	240.2
21 Kevin ZANNONI	ITA	DUCATI	239.7	237.9	223.5			233.7	239.7
34 Kevin MANFREDI	ITA	DUCATI	239.7	238.5	238.5	237.4	237.4	238.3	239.7
9 Andrea MANTOVANI	ITA	DUCATI	236.8	235.7	235.1	232.4		235.0	236.8



SHARK GRAND PRIX DE FRANCE

Qualifying Nr. 2

Chronological Analysis of Performances

22A

* Lap / Sector time cancelled

T1 Time from finish line to 1st intermediate

T3 Time from 2nd intermed. to 3rd intermed.

P Crossing the finish line in pit lane

T2 Time from 1st intermed. to 2nd intermed.

T4 Time from 3rd intermediate to finish line

Lap	Lap Time	T1	T2	T3	T4	Speed	Lap	Lap Time	T1	T2	T3	T4	Speed
1st	11	Matteo FERRARI			Felo Gresini MotoE ITA		2	1'43.410	24.382	23.289	28.865	26.874	238.5
		Runs=1	Total laps=5	Full laps=4	Valid laps=4		3	1'41.646	23.813	22.846	28.445	26.542	237.9
1	2'13.444	33.304	24.607	29.055	27.138		4	1'42.626 *	23.630	22.775	28.222*	27.999	239.1
2	1'42.682	24.105	22.766	29.386	26.425	238.5	5	1'41.851	23.788	22.823	28.563	26.677	239.7
3	1'40.971	23.710	22.634	28.384	26.243	237.4	6	1'41.481 *	23.75*	22.802	28.330*	26.596	240.2
4	1'41.011	23.704	22.593	28.417	26.297	239.7							
5	1'42.740	23.564	22.849	29.401	26.926	242.6							

2nd	4	Hector GARZO			Dynavolt Intact GP Mo SPA	
		Runs=1	Total laps=6	Full laps=5	Valid laps=4	
1	2'00.861	34.347	24.900	30.005	27.493	
2	1'42.527	24.224	22.834	28.626	26.843	238.5
3	1'41.715	23.856	22.971	28.381	26.507	237.9
4	1'41.353	23.618	22.757	28.387	26.591	239.1
5	1'46.597 *	27.49*	23.011	28.644	27.443	240.2
6	1'40.993	23.526	22.837	28.163	26.467	241.4

3rd	81	Jordi TORRES			Openbank Aspar Tea SPA	
		Runs=1	Total laps=6	Full laps=5	Valid laps=4	
1	2'04.236	33.703	25.366	29.925	27.328	
2	1'42.338	24.192	22.888	28.700	26.558	240.8
3	1'41.272	23.656	22.843	28.465	26.308	240.2
4	1'42.042	23.592	22.905	28.935	26.610	243.2
5	1'41.720 *	23.576	22.779	28.489*	26.876	243.8
6	1'40.996	23.516	22.660	28.363	26.457	241.4

4th	3	Randy KRUMMENA			Dynavolt Intact GP Mo SWI	
		Runs=1	Total laps=6	Full laps=5	Valid laps=5	
1	2'02.947	32.758	24.426	30.271	28.229	
2	1'42.430	24.092	22.806	28.576	26.956	243.2
3	1'41.855	23.815	22.772	28.529	26.739	241.4
4	1'41.653	23.730	22.919	28.372	26.632	243.8
5	1'41.480	23.645	22.750	28.378	26.707	243.8
6	1'46.494	23.785	23.007	31.849	27.853	241.4

5th	34	Kevin MANFREDI			Ongetta SIC58 Squad ITA	
		Runs=1	Total laps=6	Full laps=5	Valid laps=5	
1	2'01.124	33.785	24.954	30.080	27.546	
2	1'42.474	24.155	22.802	28.714	26.803	239.7
3	1'42.395	23.892	23.056	28.768	26.679	237.4
4	1'41.801	23.946	22.737	28.445	26.673	238.5
5	1'44.314	24.226	23.589	28.495	28.004	237.4
6	1'41.497	23.730	22.767	28.338	26.662	238.5

6th	29	Nicolas SPINELLI			HP Pons Los40 ITA	
		Runs=1	Total laps=6	Full laps=5	Valid laps=3	
1	2'43.547	32.372	25.266	30.214	27.744	

7th	40	Mattia CASADEI			HP Pons Los40 ITA	
		Runs=1	Total laps=6	Full laps=5	Valid laps=4	
1	2'21.302	33.643	24.962	29.511	27.039	
2	1'42.749	24.512	22.913	28.785	26.539	239.7
3	1'42.078	24.111	22.859	28.551	26.557	239.1
4	1'41.929	23.813	22.860	28.627	26.629	239.7
5	1'41.690	23.911	22.861	28.349	26.569	241.4
6	1'43.024 *	24.24*	22.946	28.665	27.168	240.2

8th	21	Kevin ZANNONI			Ongetta SIC58 Squad ITA	
		Runs=1	Total laps=4	Full laps=2	Valid laps=2	
1	2'28.070	33.957	24.910	29.480	27.297	
2	1'42.587	24.171	23.147	28.635	26.634	237.9
3	1'41.714	23.760	22.856	28.459	26.639	239.7
4	2'05.481 P	27.774	27.839	37.155	32.713	223.5


9th	77	Miquel PONS			LCR E-Team SPA	
		Runs=1	Total laps=6	Full laps=5	Valid laps=5	
1	2'08.447	33.190	24.793	29.645	27.439	
2	1'43.590	24.316	23.259	29.250	26.765	239.1
3	1'42.404	23.858	22.941	29.014	26.591	237.4
4	1'43.396	23.638	22.946	29.041	27.771	239.7
5	1'42.081	23.728	22.861	28.878	26.614	240.8
6	1'42.251	23.634	22.927	28.971	26.719	239.7

10th	9	Andrea MANTOVAN			RNF MotoE Team ITA	
		Runs=1	Total laps=5	Full laps=4	Valid laps=4	
1	3'14.014	35.269	25.328	30.678	28.025	
2	1'43.904	24.590	23.235	29.169	26.910	232.4
3	1'43.342	24.149	23.000	29.278	26.915	235.1
4	1'42.261	23.859	22.942	28.799	26.661	235.7
5	1'45.359	23.993	24.403	29.461	27.502	236.8

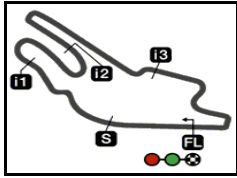
Fastest Lap:	Matteo FERRARI	Felo Gresini MotoE	ITA	1'40.971	23.710	22.634	28.384	26.243
---------------------	----------------	--------------------	-----	-----------------	--------	--------	--------	--------

DORNA DATA PROCESSING TIMING SERVICE DORNA DATA PROCESSING TIMING SERVICE DORNA DATA PROCESSING TIMING SERVICE DORNA DATA PROCESSING TIMING SERVICE DORNA DATA PROCESSING TIMING SERVICE DORNA DATA PROCESSING TIMING SERVICE DORNA DATA PROCESSING TIMING SERVICE DORNA DATA PROCESSING TIMING SERVICE DORNA DATA PROCESSES

Le Mans

Results and timing service provided by 

MotoE




4185 m.

SHARK GRAND PRIX DE FRANCE

Qualifying Results

20

	Rider	Nation	Team	Motorcycle	Time	Lap	Total	Gap	Top Speed
1	11 Matteo FERRARI	ITA	Felo Gresini MotoE	DUCATI	Q2	1'40.971	3 5		242.6
2	4 Hector GARZO	SPA	Dynavolt Intact GP MotoE	DUCATI	Q2	1'40.993	6 6	0.022 0.022	241.4
3	81 Jordi TORRES	SPA	Openbank Aspar Team	DUCATI	Q2	1'40.996	6 6	0.025 0.003	243.8
4	3 Randy KRUMMENACHE	SWI	Dynavolt Intact GP MotoE	DUCATI	Q2	1'41.480	5 6	0.509 0.484	243.8
5	34 Kevin MANFREDI	ITA	Ongetta SIC58 Squadracorse	DUCATI	Q2	1'41.497	6 6	0.526 0.017	239.7
6	29 Nicolas SPINELLI	ITA	HP Pons Los40	DUCATI	Q2	1'41.646	3 6	0.675 0.149	240.2
7	40 Mattia CASADEI	ITA	HP Pons Los40	DUCATI	Q2	1'41.690	5 6	0.719 0.044	241.4
8	21 Kevin ZANNONI	ITA	Ongetta SIC58 Squadracorse	DUCATI	Q2	1'41.714	3 4	0.743 0.024	239.7
9	77 Miquel PONS	SPA	LCR E-Team	DUCATI	Q2	1'42.081	5 6	1.110 0.367	240.8
10	9 Andrea MANTOVANI	ITA	RNF MotoE Team	DUCATI	Q2	1'42.261	4 5	1.290 0.180	236.8
11	61 Alessandro ZACCONE	ITA	Tech3 E-racing	DUCATI	Q1	1'41.667	2 6 (*)	0.376	240.8
12	78 Hikari OKUBO	JPN	Tech3 E-racing	DUCATI	Q1	1'41.753	4 6 (*)	0.462 0.086	242.6
13	53 Tito RABAT	SPA	Prettl Pramac MotoE	DUCATI	Q1	1'41.973	4 6 (*)	0.682 0.220	240.2
14	72 Alessio FINELLO	ITA	Felo Gresini MotoE	DUCATI	Q1	1'42.642	2 6 (*)	1.351 0.669	244.4
15	23 Luca SALVADORI	ITA	Prettl Pramac MotoE	DUCATI	Q1	1'42.700	4 6 (*)	1.409 0.058	237.9
16	8 Mika PEREZ	SPA	RNF MotoE Team	DUCATI	Q1	1'42.928	3 6 (*)	1.637 0.228	240.8
17	6 Maria HERRERA	SPA	OpenBank Aspar Team	DUCATI	Q1	1'43.070	4 6 (*)	1.779 0.142	242.6

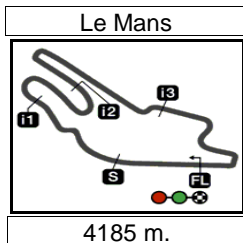
* **Gap with the fastest rider in the Q1 session.**

Pole Position:				
Q1 Best Lap:	Lap 4	Andrea MANTOVANI	(*) 1'41.291	148.7 Km/h
Best Race Lap:	2020	Niki TUULI	1'43.465	145.6 Km/h
All Time Lap Record:	2023	Matteo FERRARI	1'40.953	149.2 Km/h

The results are provisional until the end of the limit for protest and appeals.

Time limit for protest expires 60' after publication of the results - Time:

DORNA DATA PROCESSING TIMING SERVICE DORNA DATA PROCESSING TIMING SERVICE DORNA DATA PROCESSING TIMING SERVICE DORNA DATA PROCESSING TIMING SERVICE DORNA DATA PROCESSING TIMING SERVICE DORNA DATA PROCESSING TIMING SERVICE DORNA DATA PROCESSING TIMING SERVICE DORNA DATA PROCESSING TIMING SERVICE DORNA DATA PROCESSING TIMING SERVICE DORNA DATA PROCESSING TIMING SERVICE DORNA DATA PROCESSING TIMING SERVICE



Results and timing service provided by **TISSOT**

MotoE

SHARK GRAND PRIX DE FRANCE

Qualifying Nr. 2

Best Partial Times

IT Ideal Lap Time, sum of the best partial times

BT Best Lap Time

T1		T2		T3		T4				<i>IT</i>	<i>BT</i>	
<i>Pos</i>	<i>Rider</i>	<i>Time</i>	<i>Rider</i>	<i>Time</i>	<i>Rider</i>	<i>Time</i>	<i>Rider</i>	<i>Time</i>	<i>Pos</i>	<i>Rider</i>		
1	J.TORRES	23.516	M.FERRARI	22.593	H.GARZO	28.163	M.FERRARI	26.243	1	M.FERRARI	1'40.784	1'40.971 (1)
2	H.GARZO	23.526	J.TORRES	22.660	K.MANFREDI	28.338	J.TORRES	26.308	2	J.TORRES	1'40.847	1'40.996 (3)
3	M.FERRARI	23.564	K.MANFREDI	22.737	M.CASADEI	28.349	H.GARZO	26.467	3	H.GARZO	1'40.913	1'40.993 (2)
4	N.SPINELLI	23.630	R.KRUMMENAC	22.750	J.TORRES	28.363	M.CASADEI	26.539	4	N.SPINELLI	1'41.392	1'41.646 (6)
5	M.PONS	23.634	H.GARZO	22.757	R.KRUMMENACH	28.372	N.SPINELLI	26.542	5	R.KRUMMENA	1'41.399	1'41.480 (4)
6	R.KRUMMENAC	23.645	N.SPINELLI	22.775	M.FERRARI	28.384	M.PONS	26.591	6	K.MANFREDI	1'41.467	1'41.497 (5)
7	K.MANFREDI	23.730	K.ZANNONI	22.856	N.SPINELLI	28.445	R.KRUMMENACH	26.632	7	M.CASADEI	1'41.560	1'41.690 (7)
8	K.ZANNONI	23.760	M.CASADEI	22.859	K.ZANNONI	28.459	K.ZANNONI	26.634	8	K.ZANNONI	1'41.709	1'41.714 (8)
9	M.CASADEI	23.813	M.PONS	22.861	A.MANTOVANI	28.799	A.MANTOVANI	26.661	9	M.PONS	1'41.964	1'42.081 (9)
10	A.MANTOVANI	23.859	A.MANTOVANI	22.942	M.PONS	28.878	K.MANFREDI	26.662	10	A.MANTOVANI	1'42.261	1'42.261 (10)

These data/results cannot be reproduced, stored and/or transmitted in whole or in part by any manner of electronic, mechanical, photocopying, recording, broadcasting or otherwise now known or herein after developed without the previous express consent by the copyright owner, except for reproduction in daily press and regular printed publications on sale to the public within 60 days of the event related to those data/results and always provided that copyright symbol appears together as follows below.
 © DORNA, 2023

