
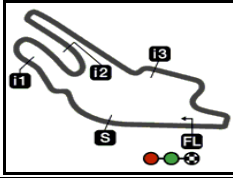


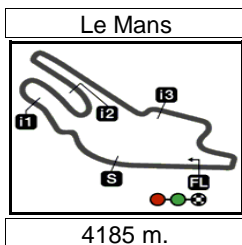
Le Mans

Results and timing service provided by  **TISSOT**

4185 m.

SHARK GRAND PRIX DE FRANCE**Qualifying Nr. 1****Top Speed & Average****MotoE****21A**

<i>Rider</i>	<i>Nation</i>	<i>Motorcycle</i>	<i>Top 5 speeds</i>					<i>Average</i>	<i>Top</i>
72 Alessio FINELLO	ITA	DUCATI	244.4	242.6	242.6	240.8	240.2	242.1	244.4
21 Kevin ZANNONI	ITA	DUCATI	243.8	242.6	242.0	240.8	240.2	241.9	243.8
6 Maria HERRERA	SPA	DUCATI	242.6	242.6	242.0	242.0	241.4	242.1	242.6
78 Hikari OKUBO	JPN	DUCATI	242.6	242.0	241.4	240.8	240.2	241.4	242.6
8 Mika PEREZ	SPA	DUCATI	240.8	240.8	240.2	239.7	239.7	240.2	240.8
61 Alessandro ZACCONE	ITA	DUCATI	240.8	240.2	239.7	239.1	239.1	239.8	240.8
9 Andrea MANTOVANI	ITA	DUCATI	240.2	240.2	239.1	238.5		239.5	240.2
53 Tito RABAT	SPA	DUCATI	240.2	239.7	239.7	239.1	239.1	239.6	240.2
23 Luca SALVADORI	ITA	DUCATI	237.9	237.9	236.3	236.3	235.7	236.8	237.9



Results and timing service provided by TISSOT

MotoE

SHARK GRAND PRIX DE FRANCE

Qualifying Nr. 1

Chronological Analysis of Performances

22A

* Lap / Sector time cancelled

T1 Time from finish line to 1st intermediate

T3 Time from 2nd intermed. to 3rd intermed.


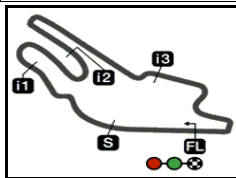
P Crossing the finish line in pit lane

T2 Time from 1st intermed. to 2nd intermed.

T4 Time from 3rd intermediate to finish line

Lap	Lap Time	T1	T2	T3	T4	Speed	Lap	Lap Time	T1	T2	T3	T4	Speed							
1st 9 Andrea MANTOVAN RNF MotoE Team ITA Runs=1 Total laps=5 Full laps=3 Valid laps=3							2	1'42.642	23.909	23.130	28.712	26.891	244.4	3	1'42.924	23.931	23.060	28.863	27.070	242.6
1	2'21.742	32.392	23.689	29.858	26.903		4	1'43.072	23.838	23.178	28.858	27.198	240.8	5	1'46.294	23.987	23.223	28.914	30.170	240.2
2	1'41.700	23.737	22.635	28.553	26.775	240.2	6	1'43.582	24.030	23.311	29.012	27.229	242.6							
3	1'41.497	23.671	22.726	28.495	26.605	240.2	7th 23 Luca SALVADORI Prettl Pramac MotoE ITA Runs=1 Total laps=6 Full laps=5 Valid laps=3													
4	1'41.291	23.544	22.586	28.618	26.543	239.1	1	2'32.030	33.029	24.313				2	1'43.153	24.047	23.224	28.827	27.055	237.9
5	1'48.312	P 23.685	22.805	29.320	32.502	238.5	3	1'42.809	23.967	23.095	28.739	27.008*	236.3	4	1'42.700	23.910	22.997	28.714	27.079	237.9
2nd 21 Kevin ZANNONI Ongetta SIC58 Squad ITA Runs=1 Total laps=6 Full laps=5 Valid laps=5							5	1'43.318	24.127	23.290	28.851	27.050	235.7	6	1'43.010	24.013	23.175	28.804	27.018	236.3
1	2'01.772	33.767	24.457	29.235	27.135		8th 8 Mika PEREZ RNF MotoE Team SPA Runs=1 Total laps=6 Full laps=5 Valid laps=4													
2	1'42.149	23.778	23.166	28.534	26.671	242.6	1	2'19.727	32.646	24.103	29.295	27.222		2	1'43.867	24.231	23.608	28.913	27.115	240.2
3	1'41.880	23.717	23.135	28.470	26.558	240.8	3	1'42.928	23.971	23.277	28.778	26.902	239.7	4	1'43.163	24.149	23.191	28.863*	26.960	240.8
4	1'41.487	23.584	23.044	28.368	26.491	243.8	5	1'43.459	24.305	23.248	28.732	27.174	239.7	6	1'43.474	24.244	23.277	28.937	27.016	240.8
5	1'41.893	23.632	23.027	28.489	26.745	240.2	9th 6 Maria HERRERA OpenBank Aspar Tea SPA Runs=1 Total laps=6 Full laps=5 Valid laps=5													
6	1'43.270	23.713	23.229	29.195	27.133	242.0	1	2'16.671	33.061	23.797	29.271	27.331		2	1'43.659	24.157	23.352	29.085	27.065	242.6
3rd 61 Alessandro ZACCO Tech3 E-racing ITA Runs=1 Total laps=6 Full laps=5 Valid laps=4							3	1'43.292	24.135	23.199	28.913	27.045	242.0	4	1'43.070	23.830	23.265	28.880	27.095	242.6
1	2'13.643	32.317	23.689	29.242	26.986		5	1'43.364	23.923	23.191	28.976	27.274	241.4	6	1'45.022	24.413	24.339	29.084	27.186	242.0
2	1'41.667	23.771	22.783	28.496	26.617	239.7	5th 53 Tito RABAT Prettl Pramac MotoE SPA Runs=1 Total laps=6 Full laps=5 Valid laps=5													
3	1'41.763	23.582	22.927	28.523	26.731	239.1	1	2'28.013	31.947	23.632	29.092	26.729		2	1'42.189	24.027	22.932	28.602	26.628	240.2
4	1'45.637	* 23.658	22.819	29.498*	29.662	240.8	3	1'42.555	24.140	23.016	28.756	26.643	239.7	4	1'41.973	23.717	22.932	28.699	26.625	239.7
5	1'44.189	23.708	22.946	29.987	27.548	239.1	5	1'42.029	23.885	22.906	28.569	26.669	239.1	6	1'45.434	24.069	23.056	30.290	28.019	239.1
6	1'41.836	23.557	22.845	28.642	26.792	240.2	6th 72 Alessio FINELLO Felo Gresini MotoE ITA Runs=1 Total laps=6 Full laps=5 Valid laps=5													
4th 78 Hikari OKUBO Tech3 E-racing JPN Runs=1 Total laps=6 Full laps=5 Valid laps=5							1	2'15.913	32.683	24.246	29.341	27.561								
1	2'15.629	33.064	23.744	28.907	27.181		Fastest Lap: Andrea MANTOVANI RNF MotoE Team ITA 1'41.291 23.544 22.586 28.618 26.543													
2	1'42.505	24.081	23.030	28.560	26.834	242.6	DORNA DATA PROCESSING TIMING SERVICE DORNA DATA PROCESSING TIMING SERVICE DORNA DATA PROCESSING TIMING SERVICE DORNA DATA PROCESSING TIMING SERVICE DORNA DATA PROCESSING TIMING SERVICE DORNA DATA PROCESSING TIMING SERVICE DORNA DATA PROCESSING TIMING SERVICE DORNA DATA PROCESSING TIMING SERVICE DORNA DATA PROCESSING TIMING SERVICE DORNA DATA PROCCESSS													
3	1'41.829	23.938	22.884	28.454	26.553	241.4														
4	1'41.753	23.686	22.877	28.506	26.684	242.0														
5	1'44.256	23.979	23.877	29.178	27.222	240.8														
6	1'43.057	24.002	23.050	28.804	27.201	240.2														

Le Mans

Results and timing service provided by  TISSOT

4185 m.

SHARK GRAND PRIX DE FRANCE

Qualifying Nr. 1

Best Partial Times

MotoE

IT Ideal Lap Time, sum of the best partial times*BT* Best Lap Time

T1		T2		T3		T4				<i>IT</i>	<i>BT</i>		
<i>Pos</i>	<i>Rider</i>	<i>Time</i>	<i>Rider</i>	<i>Time</i>	<i>Rider</i>	<i>Time</i>	<i>Rider</i>	<i>Time</i>	<i>Pos</i>	<i>Rider</i>			
1	A.MANTOVANI	23.544	A.MANTOVANI	22.586	K.ZANNONI	28.368	K.ZANNONI	26.491	1	A.MANTOVANI	1'41.168	1'41.291	(1)
2	A.ZACCONE	23.557	A.ZACCONE	22.783	H.OKUBO	28.454	A.MANTOVANI	26.543	2	A.ZACCONE	1'41.453	1'41.667	(3)
3	K.ZANNONI	23.584	H.OKUBO	22.877	A.MANTOVANI	28.495	H.OKUBO	26.553	3	K.ZANNONI	1'41.470	1'41.487	(2)
4	H.OKUBO	23.686	T.RABAT	22.906	A.ZACCONE	28.496	A.ZACCONE	26.617	4	H.OKUBO	1'41.570	1'41.753	(4)
5	T.RABAT	23.717	L.SALVADORI	22.997	T.RABAT	28.569	T.RABAT	26.625	5	T.RABAT	1'41.817	1'41.973	(5)
6	M.HERRERA	23.830	K.ZANNONI	23.027	A.FINELLO	28.712	A.FINELLO	26.891	6	A.FINELLO	1'42.501	1'42.642	(6)
7	A.FINELLO	23.838	A.FINELLO	23.060	L.SALVADORI	28.714	M.PEREZ	26.902	7	L.SALVADORI	1'42.639	1'42.700	(7)
8	L.SALVADORI	23.910	M.HERRERA	23.191	M.PEREZ	28.732	L.SALVADORI	27.018	8	M.PEREZ	1'42.796	1'42.928	(8)
9	M.PEREZ	23.971	M.PEREZ	23.191	M.HERRERA	28.880	M.HERRERA	27.045	9	M.HERRERA	1'42.946	1'43.070	(9)

