

Moto2

Finetwork FIM JuniorGP Ricardo Tormo
Race (18 Laps, 72,1 km.)

Classification

No	Rider	Nat	Team	Bike	Tires	Cl.	Laps	Total Time	Gap	Kph	Best Lap		
											Lap	Time	Kph
1	81 SENNA AGIUS	AUS	LIQUI MOLY HUSQVARNA INTACT GP II JUNIOR TEAM	KALEX			18	28:51.513	-	149.9	9	1:35.657	150.7
2	13 MATTIA RATO	ITA	AGR TEAM	KALEX			18	28:56.341	+4.828	149.5	3	1:35.701	150.7
3	99 CARLOS TATAY VILA	ESP	PERTAMINA MANDALIKA SAG TEAM	KALEX			18	28:57.372	+5.859	149.4	11	1:35.776	150.5
4	31 ROBERTO GARCÍA	ESP	CARDOSO-FANTIC RACING	KALEX			18	28:58.465	+6.952	149.3	3	1:35.753	150.6
5	72 YERAY RUIZ	ESP	FAU55 TEY RACING	KALEX			18	28:59.865	+8.352	149.2	6	1:35.929	150.3
6	18 XAVIER CARDELÚS	AND	PROMORACING	KALEX			18	29:00.684	+9.171	149.1	7	1:35.955	150.3
7	38 JUAN RODRÍGUEZ	ESP	MMG-PINAMOTO	KALEX			18	29:05.866	+14.353	148.7	2	1:35.854	150.4
8	23 NICCOLÒ ANTONELLI	ITA	MMR	KALEX			18	29:13.611	+22.098	148.0	14	1:36.499	149.4
9	8 MARCO TAPIA	ESP	YAMAHA PHILIPPINES STYLOBIKE RACING TEAM	KALEX			18	29:17.306	+25.793	147.7	13	1:36.917	148.8
10	55 ALEX TOLEDO	ESP	EASYRACE TEAM	BOSCOURO			18	29:18.703	+27.190	147.6	2	1:36.558	149.3
11	35 SAM WILFORD	GBR	AGR TEAM	KALEX			18	29:18.804	+27.291	147.6	7	1:36.918	148.8
12	49 FRANCESCO MONGIARDO	ITA	TEAM CIATTI-BOSCOURO	BOSCOURO			18	29:30.496	+38.983	146.6	5	1:37.122	148.5
13	87 GERARD RIU	ESP	PROMORACING	KALEX			18	29:34.959	+43.446	146.2	13	1:37.998	147.1
14	32 KYLE PAZ	PHL	YAMAHA PHILIPPINES STYLOBIKE RACING TEAM	KALEX			18	29:39.336	+47.823	145.9	13	1:37.792	147.4
15	10 UNAI ORRADRE	ESP	STV LAGLISSE RACING	KALEX			18	29:48.521	+57.008	145.1	3	1:35.971	150.2
16	33 FILIP REHACEK	CZE	CARDOSO-FANTIC RACING	KALEX			18	29:51.402	+59.889	144.9	4	1:38.647	146.2
17	41 MARC GARCIA	ESP	FIFTY MOTORSPORT	KALEX - TRIUMPH			18	30:28.619	+1:37.106	141.9	4	1:40.413	143.6
18	98 CHANON INTA	THA	SF RACING	KALEX			17	28:57.782	1 Lap	141.0	11	1:41.237	142.4
19	9 CHARLES AUBRIE	FRA	JEG RACING	KALEX			17	28:58.146	1 Lap	141.0	7	1:41.372	142.2

Retired

67	ALBERTO SURRA	ITA	TEAM CIATTI-BOSCOURO	BOSCOURO			15	25:08.728			4	1:35.837	150.4
29	HARRISON VOIGHT	AUS	YAMAHA PHILIPPINES STYLOBIKE RACING TEAM	KALEX			14	22:43.440			14	1:36.055	150.1
77	MATTIA VOLPI	ITA	MMR	KALEX			9	16:05.121			3	1:38.036	147.1
27	MAXWELL BERTALAN TOTH	USA	MMR	KALEX			6	10:15.586			3	1:38.680	146.1

Not Started

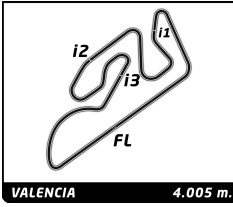
51	ANGELO TAGLIARINI	ITA	DODICI MOTORSPORT	BOSCOURO									
----	-------------------	-----	-------------------	----------	--	--	--	--	--	--	--	--	--

Pole Position:	SENNAGIUS	1:34.986	151.8 Kph
Fastest Lap:	Lap9 SENNAGIUS	1:35.657	150.7 Kph

Published at:

Track Status: **DRY**


Clerk of the Course: Carlos Rodrigo	Timekeeper: Yaiza Bonet 
---	--



Moto2
Finetwork FIM JuniorGP Ricardo Tormo
Race

Lap Chart

No	Pos	Grid	Lap																	
			1	2	3	4	5	6	7	8	9	10	11	12	13	14	15	16	17	18
81	1	81	81	81	81	81	81	81	81	81	81	81	81	81	81	81	81	81	81	81
99	2	99	29	38	38	38	13	13	13	13	13	13	13	13	13	13	13	13	13	13
29	3	29	38	13	13	13	38	38	31	31	31	31	31	31	31	31	99	99	99	99
23	4	23	13	31	31	31	31	31	38	38	38	38	99	99	99	99	31	31	31	31
38	5	38	55	55	29	99	99	99	99	99	99	99	38	72	72	72	72	72	72	72
13	6	13	31	18	99	29	72	72	72	72	72	72	38	18	18	18	18	18	18	18
18	7	18	18	29	72	72	29	18	18	18	18	18	18	38	38	38	38	38	38	38
10	8	10	99	99	18	18	18	67	67	67	67	67	67	67	67	23	23	23	23	23
55	9	55	72	72	10	10	67	10	10	23	23	23	23	23	23	8	8	8	8	8
35	10	35	35	10	67	67	10	55	55	55	55	55	29	29	29	35	35	35	35	35
31	11	31	10	67	55	55	55	23	23	35	35	35	35	35	35	55	55	55	55	55
77	12	77	67	35	35	35	35	35	35	8	29	29	29	55	55	8	49	49	49	49
49	13	49	23	23	23	23	8	8	29	8	8	8	8	8	55	87	87	87	87	87
87	14	87	87	8	8	8	8	49	29	49	49	49	49	49	49	32	32	32	32	32
32	15	32	49	49	49	49	49	29	49	87	87	87	87	87	87	10	10	10	10	10
27	16	27	8	87	87	87	87	87	87	32	32	32	32	32	32	33	33	33	33	33
51	17	51	77	77	77	77	77	32	32	33	33	33	33	33	33	67	41	41	41	41
33	18	33	27	33	33	33	32	33	33	10	10	10	10	10	10	41	9	98	98	98
41	19	41	33	27	27	32	33	77	41	41	41	41	41	41	41	98	98	9	9	9
9	20	9	32	32	32	27	27	41	98	98	98	98	98	98	98	9	9	9	9	9
98	21	98	41	41	41	41	41	27	9	9	9	9	9	9	9	9	9	9	9	9
72	22	72	98	98	98	98	98	98	77	77	77	77	77	77	77	77	77	77	77	77
67	23	67	9	9	9	9	9	9	9	9	9	9	9	9	9	9	9	9	9	9
8	24	8	8	8	8	8	8	8	8	8	8	8	8	8	8	8	8	8	8	8




Moto2

Finetwork FIM JuniorGP Ricardo Tormo Race

Best Sector Times

Sector 1			Sector 2		Sector 3		Sector 4		Pos	No	Ideal Lap	Best Lap				
Pos	No	Rider	Time	No	Rider	Time	No	Rider					Time			
1	81	S.AGIUS	21.753	81	S.AGIUS	25.361	38	J.RODRÍGUEZ	22.403	29	H.VOIGHT	25.725	1	81	1:35.459	1:35.657 (1)
2	31	R.GARCÍA	21.807	13	M.RATO	25.375	31	R.GARCÍA	22.413	31	R.GARCÍA	25.733	2	29	1:35.486	1:36.055 (10)
3	29	H.VOIGHT	21.813	18	X.CARDELÚS	25.390	99	C.TATAY VILA	22.417	72	Y.RUIZ	25.793	3	31	1:35.518	1:35.753 (3)
4	67	A.SURRA	21.821	38	J.RODRÍGUEZ	25.413	13	M.RATO	22.453	67	A.SURRA	25.816	4	13	1:35.603	1:35.701 (2)
5	99	C.TATAY VILA	21.849	29	H.VOIGHT	25.439	67	A.SURRA	22.490	13	M.RATO	25.847	5	99	1:35.615	1:35.776 (4)
6	72	Y.RUIZ	21.859	10	U.ORRADRE	25.448	81	S.AGIUS	22.492	81	S.AGIUS	25.853	6	67	1:35.634	1:35.837 (5)
7	10	U.ORRADRE	21.904	72	Y.RUIZ	25.456	18	X.CARDELÚS	22.493	18	X.CARDELÚS	25.865	7	72	1:35.660	1:35.929 (7)
8	13	M.RATO	21.928	99	C.TATAY VILA	25.470	29	H.VOIGHT	22.509	99	C.TATAY VILA	25.879	8	38	1:35.678	1:35.854 (6)
9	38	J.RODRÍGUEZ	21.952	67	A.SURRA	25.507	72	Y.RUIZ	22.552	10	U.ORRADRE	25.905	9	18	1:35.743	1:35.955 (8)
10	18	X.CARDELÚS	21.995	55	A.TOLED0	25.555	55	A.TOLED0	22.608	38	J.RODRÍGUEZ	25.910	10	10	1:35.910	1:35.971 (9)
11	55	A.TOLED0	22.027	31	R.GARCÍA	25.565	35	S.WILFORD	22.636	23	N.ANTONELLI	26.035	11	55	1:36.270	1:36.558 (12)
12	49	F.MONGIARDO	22.035	23	N.ANTONELLI	25.577	10	U.ORRADRE	22.653	55	A.TOLED0	26.080	12	23	1:36.389	1:36.499 (11)
13	23	N.ANTONELLI	22.065	35	S.WILFORD	25.655	23	N.ANTONELLI	22.712	8	M.TAPIA	26.090	13	8	1:36.612	1:36.917 (13)
14	8	M.TAPIA	22.075	8	M.TAPIA	25.674	8	M.TAPIA	22.773	35	S.WILFORD	26.156	14	35	1:36.625	1:36.918 (14)
15	35	S.WILFORD	22.178	49	F.MONGIARDO	25.829	49	F.MONGIARDO	22.857	49	F.MONGIARDO	26.190	15	49	1:36.911	1:37.122 (15)
16	32	K.PAZ	22.199	32	K.PAZ	26.000	32	K.PAZ	22.994	77	M.VOLPI	26.302	16	32	1:37.529	1:37.792 (16)
17	87	G.RIU	22.241	77	M.VOLPI	26.007	87	G.RIU	23.064	32	K.PAZ	26.336	17	87	1:37.689	1:37.998 (17)
18	77	M.VOLPI	22.293	87	G.RIU	26.045	77	M.VOLPI	23.151	87	G.RIU	26.339	18	77	1:37.753	1:38.036 (18)
19	33	F.REHACEK	22.344	33	F.REHACEK	26.306	27	M.BERTALAN TOTH	23.194	33	F.REHACEK	26.421	19	33	1:38.325	1:38.647 (19)
20	27	M.BERTALAN TOTH	22.422	27	M.BERTALAN TOTH	26.357	33	F.REHACEK	23.254	27	M.BERTALAN TOTH	26.614	20	27	1:38.587	1:38.680 (20)
21	9	C.AUBRIE	22.811	41	M.GARCIA	26.630	41	M.GARCIA	23.524	41	M.GARCIA	27.044	21	41	1:40.145	1:40.413 (21)
22	41	M.GARCIA	22.947	98	C.INTA	26.897	9	C.AUBRIE	23.749	98	C.INTA	27.139	22	98	1:40.765	1:41.237 (22)
23	98	C.INTA	22.960	9	C.AUBRIE	27.075	98	C.INTA	23.769	9	C.AUBRIE	27.291	23	9	1:40.926	1:41.372 (23)




Moto2

Finetwork FIM JuniorGP Ricardo Tormo Race

Best Top Speed

No Rider	Team	Class	Top 1		Top 2		Top 3		Top 4		Top 5		
			Kph	Lap	Kph	Lap	Kph	Lap	Kph	Lap	Kph	Lap	
33	FILIP REHACEK	CARDOSO-FANTIC RACING	276.5	2	270.0	16	270.0	3	268.9	17	268.9	4	270,9
29	HARRISON VOIGHT	YAMAHA PHILIPPINES STYLOBIKE RACING TEAM	275.4	3	273.2	6	271.1	7	271.1	5	266.9	12	271,5
31	ROBERTO GARCÍA	CARDOSO-FANTIC RACING	275.4	2	273.2	17	273.2	16	272.1	18	271.1	6	273,0
10	UNAI ORRADRE	STV LAGLISSE RACING	274.3	5	273.2	6	272.1	2	271.1	4	270.0	8	272,1
18	XAVIER CARDELÚS	PROMORACING	274.3	11	273.2	4	273.2	3	273.2	2	272.1	18	273,2
23	NICCOLÒ ANTONELLI	MMR	274.3	2	272.1	6	271.1	8	271.1	4	271.1	3	271,9
67	ALBERTO SURRA	TEAM CIATTI-BOSCOSCURO	274.3	11	274.3	5	272.1	12	272.1	4	271.1	10	272,8
55	ALEX TOLEDO	EASYRACE TEAM	272.1	2	271.1	18	270.0	9	268.9	3	267.9	5	270,0
72	YERAY RUIZ	FAU55 TEY RACING	272.1	5	272.1	3	271.1	18	271.1	8	271.1	6	271,5
77	MATTIA VOLPI	MMR	272.1	2	268.9	3	268.9	4	268.9	5	266.9	6	269,1
8	MARCO TAPIA	YAMAHA PHILIPPINES STYLOBIKE RACING TEAM	271.1	2	268.9	14	267.9	15	266.9	3	265.8	17	268,1
32	KYLE PAZ	YAMAHA PHILIPPINES STYLOBIKE RACING TEAM	271.1	4	270.0	2	267.9	5	267.9	3	266.9	18	268,8
49	FRANCESCO MONGIARDI	TEAM CIATTI-BOSCOSCURO	271.1	3	270.0	5	270.0	4	270.0	2	268.9	18	270,0
81	SENNAGIUS	LIQUI MOLY HUSQVARNA INTACT GP JUNIOR TEAM	271.1	18	270.0	17	270.0	15	268.9	16	268.9	14	269,8
98	CHANON INTA	SF RACING	271.1	2	267.9	17	266.9	5	265.8	14	264.8	16	267,3
99	CARLOS TATAY VILA	PERTAMINA MANDALIKA SAG TEAM	271.1	15	270.0	18	270.0	11	270.0	3	268.9	4	270,0
35	SAM WILFORD	AGR TEAM	270.0	8	267.9	2	266.9	18	266.9	14	266.9	3	267,7
13	MATTIA RATO	AGR TEAM	268.9	18	268.9	17	268.9	3	268.9	2	267.9	16	268,7
27	MAXWELL BERTALAN TOTMMR		268.9	2	267.9	3	267.9	4	267.9	5	264.8	6	267,5
87	GERARD RIU	PROMORACING	268.9	3	266.9	18	265.8	16	265.8	15	265.8	5	266,6
41	MARC GARCIA	FIFTY MOTORSPORT	266.9	2	262.8	5	262.8	3	261.8	4	260.8	18	263,0
9	CHARLES AUBRIE	JEG RACING	264.8	2	263.8	10	263.8	9	263.8	8	262.8	17	263,8
38	JUAN RODRÍGUEZ	MMG-PINAMOTO	263.8	2	262.8	15	262.8	9	261.8	18	261.8	16	262,6
51	ANGELO TAGLIARINI	DODICI MOTORSPORT											




Moto2

Finetwork FIM JuniorGP Ricardo Tormo

After Race

Event maximum speed


No Rider	Team	Bike	Class	Top Speed	Lap	Session
13 MATTIA RATO	AGR TEAM	KALEX		277.6	3	Qualifying 1
29 HARRISON VOIGHT	YAMAHA PHILIPPINES STYLOBIKE RACING TEAM	KALEX		277.6	4	Qualifying 1
31 ROBERTO GARCÍA	CARDOSO-FANTIC RACING	KALEX		277.6	13	Free Practice 1
35 SAM WILFORD	AGR TEAM	KALEX		277.6	3	Qualifying 1
10 UNAI ORRADRE	STV LAGLISSE RACING	KALEX		276.5	10	Free Practice 1
33 FILIP REHACEK	CARDOSO-FANTIC RACING	KALEX		276.5	2	Race
72 YERAY RUIZ	FAU55 TEY RACING	KALEX		276.5	3	Qualifying 1
18 XAVIER CARDELÚS	PROMORACING	KALEX		275.4	11	Qualifying 1
49 FRANCESCO MONGIARDO	TEAM CIATTI-BOSCOSCURO	BOSCOSCURO		275.4	5	Free Practice 1
81 SENNA AGIUS	LIQUI MOLY HUSQVARNA INTACT GP JUNIOR TEAM	KALEX		275.4	7	Free Practice 1
23 NICCOLÒ ANTONELLI	MMR	KALEX		274.3	2	Race
67 ALBERTO SURRA	TEAM CIATTI-BOSCOSCURO	BOSCOSCURO		274.3	2	Free Practice 1
98 CHANON INTA	SF RACING	KALEX		274.3	6	Free Practice 1
99 CARLOS TATAY VILA	PERTAMINA MANDALIKA SAG TEAM	KALEX		273.2	6	Free Practice 1
32 KYLE PAZ	YAMAHA PHILIPPINES STYLOBIKE RACING TEAM	KALEX		272.1	2	Free Practice 1
55 ALEX TOLEDO	EASYRACE TEAM	BOSCOSCURO		272.1	2	Race
77 MATTIA VOLPI	MMR	KALEX		272.1	2	Race
27 MAXWELL BERTALAN TOTH	MMR	KALEX		271.1	11	Free Practice 1
8 MARCO TAPIA	YAMAHA PHILIPPINES STYLOBIKE RACING TEAM	KALEX		271.1	3	Qualifying 1
87 GERARD RIU	PROMORACING	KALEX		271.1	5	Free Practice 1
38 JUAN RODRÍGUEZ	MMG-PINAMOTO	KALEX		270.0	3	Free Practice 1
51 ANGELO TAGLIARINI	DODICI MOTORSPORT	BOSCOSCURO		270.0	3	Qualifying 1
9 CHARLES AUBRIE	JEG RACING	KALEX		268.9	10	Free Practice 1
41 MARC GARCIA	FIFTY MOTORSPORT	KALEX - TRIUMPH		266.9	2	Race



Moto2
Finetwork FIM JuniorGP Ricardo Tormo
Race

Fastest Lap Sequence

Elapsed	No Rider	Team	Bike	Class	Time	Kph	Lap
3:16.739	81 SENNA AGIUS	LIQUI MOLY HUSQVARNA INTACT GP JUNIOR TEAM	KALEX		1:35.680	150.7	2
14:27.003	81 SENNA AGIUS	LIQUI MOLY HUSQVARNA INTACT GP JUNIOR TEAM	KALEX		1:35.657	150.7	9




Moto2 Finetwork FIM JuniorGP Ricardo Tormo Race

Analysis by lap

Lapped

No	Lap Time	Gap	No	Lap Time	Gap	No	Lap Time	Gap	No	Lap Time	Gap	No	Lap Time	Gap			
Lap 1																	
81	1:41.059	0.000	29	1:36.316	2.680	55	1:36.715	7.338	32	1:38.507	22.438	77	1:45.394	1 Lap	13	1:36.103	3.082
29	1:41.343	0.284	99	1:36.271	2.889	35	1:36.974	7.667	33	1:39.290	24.562	13	1:36.103	3.082	31	1:36.001	4.484
38	1:41.644	0.585	72	1:36.435	3.247	23	1:36.879	7.714	41	1:40.954	37.695	31	1:36.001	4.484	38	1:36.626	5.624
13	1:42.220	1.161	18	1:37.074	3.368	8	1:36.987	10.264	98	1:42.049	43.420	38	1:36.626	5.624	99	1:36.182	5.713
55	1:42.269	1.210	10	1:35.971	3.601	49	1:37.122	11.132	9	1:41.372	43.732	99	1:36.182	5.713	72	1:36.442	6.218
31	1:42.372	1.313	67	1:35.841	3.931	87	1:38.046	13.778	77	2:32.712	1:25.301	72	1:36.442	6.218	18	1:36.371	6.415
18	1:42.648	1.589	55	1:38.908	5.148	77	1:38.255	14.311	Lap 8								
99	1:43.294	2.235	35	1:37.027	5.248	32	1:38.166	16.971	81	1:35.700		67	1:36.226	6.485			
72	1:43.458	2.399	23	1:36.877	5.691	33	1:39.164	17.963	13	1:36.009	2.412	23	1:36.818	12.894			
35	1:43.704	2.645	8	1:37.247	7.738	27	1:39.014	18.518	31	1:36.319	3.747	55	1:36.764	13.028			
10	1:43.730	2.671	49	1:37.406	8.211	41	1:40.519	27.260	38	1:36.355	4.193	35	1:37.293	14.487			
67	1:44.209	3.150	87	1:38.003	9.173	98	1:42.220	31.132	99	1:36.364	5.024	29	1:36.369	15.693			
23	1:44.283	3.224	77	1:38.036	9.540	9	1:41.489	32.325	72	1:36.628	5.324	8	1:37.439	17.462			
87	1:45.125	4.066	33	1:38.780	11.676	Lap 6						49	1:37.931	21.295			
49	1:45.142	4.083	27	1:38.680	11.879	81	1:35.720		18	1:36.461	5.579	87	1:38.012	25.639			
8	1:45.441	4.382	32	1:38.487	12.004	13	1:36.161	1.820	67	1:36.282	5.853	32	1:37.911	29.531			
77	1:46.021	4.962	41	1:40.672	17.852	38	1:36.213	2.631	23	1:36.990	10.962	33	1:38.847	33.710			
27	1:46.479	5.420	98	1:41.256	19.139	31	1:35.822	2.653	55	1:37.239	11.063	10	1:37.205	41.692			
33	1:46.648	5.589	9	1:41.387	20.801	99	1:36.115	4.061	35	1:37.000	11.645	41	1:40.484	52.499			
32	1:47.525	6.466	Lap 4						8	1:37.150	14.242	98	1:41.743	1:01.266			
41	1:47.889	6.830	81	1:35.707		72	1:35.929	4.175	29	1:36.422	14.436	9	1:41.776	1:01.517			
98	1:48.723	7.664	38	1:36.004	1.288	18	1:36.091	4.678	49	1:38.186	17.245	Lap 11					
9	1:50.118	9.059	13	1:35.925	1.344	67	1:35.905	4.834	87	1:38.137	20.942	81	1:35.945				
Lap 2																	
81	1:35.680		31	1:36.060	2.079	10	1:36.319	5.404	32	1:38.217	24.955	13	1:36.105	3.242			
38	1:35.854	0.759	99	1:35.946	3.128	55	1:36.829	8.447	33	1:38.744	27.606	31	1:36.089	4.628			
13	1:35.792	1.273	29	1:36.409	3.382	23	1:36.661	8.655	10	2:08.721	38.777	99	1:35.776	5.544			
31	1:36.188	1.821	72	1:35.984	3.524	35	1:37.295	9.242	41	1:40.823	42.818	38	1:36.534	6.213			
55	1:36.558	2.088	18	1:36.124	3.785	8	1:37.005	11.549	98	1:41.717	49.437	72	1:35.971	6.244			
18	1:36.233	2.142	10	1:36.130	4.024	49	1:37.456	12.868	9	1:41.564	49.596	18	1:36.198	6.668			
29	1:37.608	2.212	67	1:35.837	4.061	29	1:44.684	12.984	77	1:38.780	1:28.381	67	1:36.245	6.785			
99	1:35.911	2.466	55	1:36.999	6.440	87	1:38.184	16.242	Lap 9								
72	1:35.941	2.660	35	1:36.969	6.510	32	1:38.495	19.746	81	1:35.657		23	1:37.038	13.987			
10	1:36.487	3.478	23	1:36.668	6.652	33	1:38.844	21.087	13	1:36.186	2.941	55	1:37.180	14.263			
67	1:36.468	3.938	8	1:37.063	9.094	77	1:49.813	28.404	31	1:36.355	4.445	35	1:37.500	16.042			
35	1:37.104	4.069	49	1:37.323	9.827	41	1:41.016	32.556	38	1:36.424	4.960	29	1:36.310	16.058			
23	1:37.118	4.662	87	1:38.083	11.549	27	1:52.957	35.755	99	1:36.126	5.493	8	1:37.278	18.795			
8	1:37.637	6.339	77	1:38.040	11.873	98	1:41.774	37.186	72	1:36.071	5.738	49	1:37.480	22.830			
49	1:38.250	6.653	33	1:38.647	14.616	9	1:41.570	38.175	18	1:36.084	6.006	87	1:38.085	27.779			
87	1:38.632	7.018	32	1:38.325	14.622	Lap 7						32	1:37.833	31.419			
77	1:38.070	7.352	27	1:39.149	15.321	81	1:35.815		33	1:38.932	36.697	10	1:37.360	43.107			
33	1:38.835	8.744	41	1:40.413	22.558	13	1:36.098	2.103	10	1:37.330	16.058	41	1:41.106	57.660			
27	1:39.307	9.047	98	1:41.297	24.729	31	1:36.290	3.128	8	1:37.278	18.795	98	1:41.237	1:06.558			
32	1:38.579	9.365	9	1:41.559	26.653	38	1:36.722	3.538	72	1:36.071	5.738	9	1:41.412	1:06.984			
41	1:41.878	13.028	Lap 5						29	1:36.507	15.286	Lap 12					
98	1:41.747	13.731	81	1:35.817		99	1:36.114	4.360	8	1:37.400	15.985	81	1:35.981				
9	1:41.883	15.262	13	1:35.852	1.379	72	1:36.036	4.396	49	1:37.738	19.326	13	1:36.056	3.317			
Lap 3																	
81	1:35.848		18	1:35.955	4.818	18	1:35.955	4.818	87	1:38.304	23.589	31	1:36.283	4.930			
38	1:36.080	0.991	67	1:36.252	5.271	67	1:36.252	5.271	32	1:38.284	27.582	99	1:35.863	5.426			
13	1:35.701	1.126	10	1:36.167	5.756	10	1:36.167	5.756	33	1:38.876	30.825	72	1:36.358	6.621			
31	1:35.753	1.726	55	1:36.892	9.524	55	1:36.892	9.524	10	1:37.329	40.449	38	1:36.945	7.177			
Lap 10																	
81	1:35.962		23	1:36.832	9.672	23	1:36.832	9.672	41	1:40.816	47.977	18	1:36.504	7.191			
Lap 8																	
81	1:35.700		35	1:36.918	10.345	35	1:36.918	10.345	98	1:41.705	55.485	67	1:37.972	8.776			
Lap 7																	
81	1:35.720		8	1:37.058	12.792	8	1:37.058	12.792	9	1:41.764	55.703	23	1:37.051	15.057			
Lap 6																	
81	1:35.720		29	1:36.545	13.714	29	1:36.545	13.714	Lap 10								
Lap 5																	
81	1:35.720		49	1:37.706	14.759	49	1:37.706	14.759	81	1:35.962		Lap 12					
Lap 4																	
81	1:35.707		87	1:38.078	18.505	87	1:38.078	18.505	Lap 11								
Lap 3																	
81	1:35.680																




Moto2 Finetwork FIM JuniorGP Ricardo Tormo Race

Analysis by lap

Lapped ■

No	Lap Time	Gap	No	Lap Time	Gap	No	Lap Time	Gap	No	Lap Time	Gap	No	Lap Time	Gap			
35	1:37.886	17.947	9	1:42.119	1:25.339	55	1:36.988	26.389	49	1:39.095	35.365						
55	1:40.777	19.059				87	1:38.240	40.870	32	1:38.660	44.739						
8	1:37.205	20.019				10	1:38.397	54.601	33	1:39.356	56.885						
49	1:37.575	24.424				41	1:41.531	1:30.467									
87	1:38.136	29.934															
32	1:37.936	33.374															
33	1:39.508	40.224															
10	1:37.596	44.722															
41	1:40.918	1:02.597															
98	1:42.030	1:12.607															
9	1:42.129	1:13.132															
Lap 13			Lap 15			Lap 18			Lap 16			Lap 17					
81	1:35.858		81	1:35.871		81	1:36.483		81	1:36.102		81	1:36.556				
13	1:36.147	3.606	13	1:36.305	4.415	13	1:36.472	4.828	13	1:36.521	4.834	9	1:41.929	1 Lap			
31	1:36.142	5.214	99	1:36.199	6.236	99	1:36.668	5.859	99	1:36.168	6.302	98	1:44.328	1 Lap			
99	1:35.983	5.551	31	1:36.596	6.382	98	1:41.379	1 Lap	31	1:36.696	6.976	13	1:36.561	4.839			
72	1:36.161	6.924	72	1:36.419	8.221	9	1:42.455	1 Lap	72	1:36.633	8.752	99	1:35.928	5.674			
18	1:35.988	7.321	18	1:36.406	8.430	31	1:36.661	6.952	18	1:36.703	9.031	31	1:36.354	6.774			
38	1:36.973	8.292	38	1:37.306	10.761	72	1:36.269	8.352	38	1:37.519	12.178	72	1:36.370	8.566			
67	1:36.368	9.286	23	1:37.154	17.863	18	1:36.775	9.171	23	1:37.845	19.606	18	1:36.404	8.879			
23	1:36.634	15.833	8	1:37.085	23.714	38	1:37.657	14.353	8	1:37.828	27.190	38	1:37.557	13.179			
29	1:36.172	16.636	35	1:37.800	24.133	23	1:38.370	22.098	35	1:37.582	27.291	23	1:37.161	20.211			
35	1:38.039	20.128	55	1:37.387	24.509	8	1:37.260	25.793	49	1:40.101	38.983	8	1:36.938	25.016			
55	1:37.755	20.956	49	1:37.927	30.624	55	1:37.284	27.190	87	1:39.059	43.446	35	1:37.383	26.192			
8	1:36.917	21.078	87	1:38.400	36.876	35	1:37.284	27.190	32	1:39.567	47.823						
49	1:38.153	26.719	32	1:38.579	40.175	49	1:40.101	38.983	10	1:38.890	57.008						
87	1:37.998	32.074	10	1:38.664	50.925	87	1:39.059	43.446	33	1:39.487	59.889						
32	1:37.792	35.308	33	1:39.600	51.193	32	1:39.059	43.446	41	1:43.122	1:37.106						
33	1:39.215	43.581	67	2:30.356	1:06.356	10	1:38.890	57.008									
10	1:37.266	46.130	41	1:41.697	1:18.782	33	1:39.487	59.889									
41	1:40.928	1:07.667	98	1:41.744	1:29.703	41	1:43.122	1:37.106									
98	1:41.512	1:18.261	9	1:41.922	1:31.390												
9	1:41.698	1:18.972															




Moto2

Finetwork FIM JuniorGP Ricardo Tormo Race

Sector Analysis

— Invalidated Lap ■ Personal Best ■ Session Best B Crossing the pit lane

Lap	Time	Sector 1	Sector 2	Sector 3	Sector 4	T.Sp	Lap	Time	Sector 1	Sector 2	Sector 3	Sector 4	T.Sp
81	SENNA AGIUS					AUS	13	1:35.983	21.864	25.492	22.586	26.041	267.9
	LIQUI MOLY HUSQVARNA INTACT C					KALEX	14	1:36.109	21.940	25.470	22.638	26.061	267.9
1	1:41.059	26.992	25.678	22.536	25.853		15	1:36.199	21.990	25.566	22.549	26.094	271.1
2	1:35.680	21.811	25.425	22.587	25.857	265.8	16	1:36.168	21.991	25.626	22.546	26.005	266.9
3	1:35.848	21.871	25.443	22.593	25.941	266.9	17	1:35.928	21.954	25.522	22.490	25.962	267.9
4	1:35.707	21.792	25.361	22.591	25.963	266.9	18	1:36.668	21.849	25.644	22.643	26.532	270.0
5	1:35.817	21.797	25.406	22.551	26.063	266.9							
6	1:35.720	21.803	25.459	22.492	25.966	266.9							
7	1:35.815	21.832	25.404	22.504	26.075	266.9							
8	1:35.700	21.818	25.367	22.546	25.969	266.9							
9	1:35.657	21.786	25.422	22.524	25.925	266.9							
10	1:35.962	21.928	25.407	22.550	26.077	266.9							
11	1:35.945	21.798	25.580	22.600	25.967	267.9							
12	1:35.981	21.844	25.505	22.624	26.008	266.9							
13	1:35.858	21.796	25.553	22.568	25.941	268.9							
14	1:35.752	21.753	25.485	22.579	25.935	268.9							
15	1:35.871	21.769	25.512	22.612	25.978	270.0							
16	1:36.102	21.867	25.539	22.602	26.094	268.9							
17	1:36.556	21.824	25.634	22.727	26.371	270.0							
18	1:36.483	21.834	25.614	22.675	26.360	271.1							
13	MATTIA RATO					ITA							
	AGR TEAM					KALEX							
1	1:42.220	27.784	25.847	22.617	25.972								
2	1:35.792	21.956	25.414	22.509	25.913	268.9							
3	1:35.701	21.928	25.383	22.453	25.937	268.9							
4	1:35.925	22.078	25.375	22.602	25.870	261.8							
5	1:35.852	21.952	25.445	22.572	25.883	258.9							
6	1:36.161	22.028	25.530	22.596	26.007	258.9							
7	1:36.098	21.987	25.532	22.619	25.960	259.8							
8	1:36.009	22.025	25.517	22.620	25.847	260.8							
9	1:36.186	22.126	25.494	22.583	25.983	265.8							
10	1:36.103	22.020	25.530	22.558	25.995	265.8							
11	1:36.105	22.048	25.510	22.566	25.981	261.8							
12	1:36.056	22.033	25.509	22.570	25.944	258.9							
13	1:36.147	22.018	25.446	22.618	26.065	258.9							
14	1:36.127	21.992	25.543	22.597	25.995	257.9							
15	1:36.305	22.047	25.557	22.686	26.015	265.8							
16	1:36.521	22.040	25.679	22.761	26.041	267.9							
17	1:36.561	22.078	25.709	22.676	26.098	268.9							
18	1:36.472	21.949	25.623	22.856	26.044	268.9							
72	YERAY RUIZ					ESP							
	FAU55 TEY RACING					KALEX							
1	1:43.458	28.519	26.239	22.874	25.826								
2	1:35.941	21.960	25.489	22.603	25.889	271.1							
3	1:36.435	21.943	25.860	22.728	25.904	272.1							
4	1:35.984	21.930	25.482	22.779	25.793	271.1							
5	1:36.259	22.038	25.619	22.675	25.927	272.1							
6	1:35.929	21.869	25.658	22.573	25.829	271.1							
7	1:36.036	21.997	25.586	22.588	25.865	267.9							
8	1:36.628	21.986	25.922	22.790	25.930	271.1							
9	1:36.071	22.006	25.602	22.591	25.872	268.9							
10	1:36.442	21.990	25.494	22.934	26.024	270.0							
11	1:35.971	21.937	25.456	22.692	25.886	268.9							
12	1:36.358	22.007	25.720	22.552	26.079	270.0							
13	1:36.161	21.890	25.548	22.697	26.026	267.9							
14	1:36.501	21.997	25.719	22.744	26.041	268.9							
15	1:36.419	21.886	25.668	22.782	26.083	268.9							
16	1:36.633	22.071	25.766	22.741	26.055	270.0							
17	1:36.370	21.989	25.701	22.751	25.929	270.0							
18	1:36.269	21.859	25.677	22.714	26.019	271.1							
18	XAVIER CARDELÚS					AND							
	PROMORACING					KALEX							
1	1:42.648	27.990	26.111	22.618	25.929								
2	1:36.233	22.032	25.572	22.580	26.049	273.2							
3	1:37.074	22.214	26.004	22.964	25.892	273.2							
4	1:36.124	21.995	25.458	22.727	25.944	273.2							
5	1:36.339	22.092	25.569	22.813	25.865	272.1							
6	1:36.091	22.048	25.477	22.607	25.959	272.1							



Moto2

Finetwork FIM JuniorGP Ricardo Tormo Race

Sector Analysis

— Invalidated Lap ■ Personal Best ■ Session Best B Crossing the pit lane

Lap	Time	Sector 1	Sector 2	Sector 3	Sector 4	T.Sp	Lap	Time	Sector 1	Sector 2	Sector 3	Sector 4	T.Sp
7	1:35.955	22.005	25.436	22.561	25.953	268.9	1	1:45.441	29.460	26.436	23.200	26.345	
8	1:36.461	22.295	25.609	22.670	25.887	271.1	2	1:37.637	22.233	26.136	22.913	26.355	271.1
9	1:36.084	22.080	25.419	22.646	25.939	271.1	3	1:37.247	22.353	25.823	22.919	26.152	266.9
10	1:36.371	22.018	25.464	22.769	26.120	272.1	4	1:37.063	22.135	25.805	22.868	26.255	264.8
11	1:36.198	22.128	25.390	22.712	25.968	274.3	5	1:36.987	22.075	25.870	22.838	26.204	264.8
12	1:36.504	22.119	25.609	22.724	26.052	271.1	6	1:37.005	22.173	25.757	22.805	26.270	264.8
13	1:35.988	22.012	25.440	22.578	25.958	271.1	7	1:37.058	22.168	25.842	22.847	26.201	262.8
14	1:36.326	22.084	25.538	22.738	25.966	270.0	8	1:37.150	22.180	25.809	22.798	26.363	264.8
15	1:36.406	22.068	25.540	22.662	26.136	271.1	9	1:37.400	22.466	25.843	22.840	26.251	261.8
16	1:36.703	22.140	25.730	22.767	26.066	271.1	10	1:37.439	22.368	25.856	22.941	26.274	264.8
17	1:36.404	22.200	25.658	22.493	26.053	271.1	11	1:37.278	22.235	25.843	23.003	26.197	263.8
18	1:36.775	22.195	25.605	22.791	26.184	272.1	12	1:37.205	22.146	25.824	22.923	26.312	264.8

38 JUAN RODRÍGUEZ ESP
MMG-PINAMOTO KALEX

1	1:41.644	27.707	25.624	22.403	25.910	
2	1:35.854	21.952	25.432	22.497	25.973	263.8
3	1:36.080	22.063	25.413	22.532	26.072	257.9
4	1:36.004	22.080	25.435	22.530	25.959	260.8
5	1:36.667	22.267	25.560	22.680	26.160	257.9
6	1:36.213	22.082	25.518	22.546	26.067	259.8
7	1:36.722	22.297	25.623	22.667	26.135	257.0
8	1:36.355	22.145	25.500	22.610	26.100	261.8
9	1:36.424	22.087	25.610	22.626	26.101	262.8
10	1:36.626	22.157	25.535	22.778	26.156	260.8
11	1:36.534	22.289	25.530	22.577	26.138	259.8
12	1:36.945	22.419	25.683	22.672	26.171	257.9
13	1:36.973	22.364	25.658	22.742	26.209	261.8
14	1:36.786	22.244	25.686	22.683	26.173	261.8
15	1:37.306	22.281	25.864	22.854	26.307	262.8
16	1:37.519	22.284	25.910	22.925	26.400	261.8
17	1:37.557	22.350	25.952	22.925	26.330	260.8
18	1:37.657	22.339	25.924	22.999	26.395	261.8

23 NICCOLÒ ANTONELLI ITA
MMR KALEX

1	1:44.283	28.601	26.545	22.950	26.187	
2	1:37.118	22.341	25.779	22.800	26.198	274.3
3	1:36.877	22.136	25.706	22.838	26.197	271.1
4	1:36.668	22.159	25.621	22.853	26.035	271.1
5	1:36.879	22.230	25.721	22.833	26.095	270.0
6	1:36.661	22.246	25.595	22.715	26.105	272.1
7	1:36.832	22.197	25.597	22.822	26.216	270.0
8	1:36.990	22.247	25.577	22.920	26.246	271.1
9	1:36.733	22.151	25.633	22.713	26.236	266.9
10	1:36.818	22.084	25.778	22.800	26.156	266.9
11	1:37.038	22.359	25.683	22.793	26.203	266.9
12	1:37.051	22.166	25.977	22.740	26.168	259.8
13	1:36.634	22.065	25.619	22.771	26.179	265.8
14	1:36.499	22.115	25.625	22.712	26.047	265.8
15	1:37.154	22.156	25.814	23.061	26.123	267.9
16	1:37.845	22.444	25.995	23.062	26.344	268.9
17	1:37.161	22.219	25.842	22.844	26.256	267.9
18	1:38.370	22.725	26.289	22.950	26.406	263.8

8 MARCO TAPIA ESP
YAMAHA PHILIPPINES STYLOBIKE KALEX


13	1:36.917	22.151	25.674	22.866	26.226	264.8
14	1:37.174	22.261	26.050	22.773	26.090	268.9
15	1:37.085	22.152	25.936	22.778	26.219	267.9
16	1:37.022	22.183	25.814	22.781	26.244	265.8
17	1:36.938	22.085	25.891	22.827	26.135	265.8
18	1:37.260	22.230	25.860	22.899	26.271	263.8

55 ALEX TOLEDO ESP
EASYPACE TEAM BOSCOSCURO

1	1:42.269	27.519	25.997	22.608	26.145	
2	1:36.558	22.122	25.555	22.655	26.226	272.1
3	1:38.908	22.082	25.899	24.672	26.255	268.9
4	1:36.999	22.117	25.740	22.871	26.271	266.9
5	1:36.715	22.039	25.744	22.809	26.123	267.9
6	1:36.829	22.126	25.802	22.700	26.201	265.8
7	1:36.892	22.075	25.723	22.751	26.343	265.8
8	1:37.239	22.027	25.862	23.151	26.199	265.8
9	1:36.820	22.217	25.749	22.774	26.080	270.0
10	1:36.764	22.138	25.710	22.833	26.083	266.9
11	1:37.180	22.243	25.927	22.755	26.255	266.9
12	1:40.777	22.592	26.001	24.862	27.322	263.8
13	1:37.755	22.334	26.038	23.026	26.357	261.8
14	1:37.789	22.220	26.373	23.010	26.186	262.8
15	1:37.387	22.295	25.918	22.889	26.285	257.0
16	1:37.550	22.299	26.112	22.875	26.264	257.0
17	1:36.988	22.140	25.826	22.835	26.187	266.9
18	1:37.284	22.159	25.935	22.851	26.339	271.1

35 SAM WILFORD GBR
AGR TEAM KALEX

1	1:43.704	28.145	26.263	22.801	26.495	
2	1:37.104	22.255	25.767	22.676	26.406	267.9
3	1:37.027	22.178	25.796	22.636	26.417	266.9
4	1:36.969	22.251	25.655	22.907	26.156	264.8
5	1:36.974	22.215	25.730	22.809	26.220	264.8
6	1:37.295	22.483	25.884	22.718	26.210	264.8
7	1:36.918	22.209	25.747	22.733	26.229	262.8
8	1:37.000	22.213	25.768	22.721	26.298	270.0
9	1:37.168	22.196	25.809	22.773	26.390	257.0
10	1:37.293	22.248	25.845	22.797	26.403	263.8
11	1:37.500	22.294	26.028	22.802	26.376	263.8
12	1:37.886	22.427	25.972	22.875	26.612	262.8
13	1:38.039	22.374	26.046	23.092	26.527	263.8
14	1:37.828	22.380	25.997	22.917	26.534	266.9
15	1:37.800	22.293	26.255	22.913	26.339	265.8




Moto2

Finetwork FIM JuniorGP Ricardo Tormo Race

Sector Analysis

— Invalidated Lap ■ Personal Best ■ Session Best B Crossing the pit lane

Lap	Time	Sector 1	Sector 2	Sector 3	Sector 4	T.Sp	Lap	Time	Sector 1	Sector 2	Sector 3	Sector 4	T.Sp
16	1:37.334	22.246	25.936	22.767	26.385	265.8	10	1:37.911	22.358	26.158	22.994	26.401	264.8
17	1:37.383	22.224	25.956	22.823	26.380	263.8	11	1:37.833	22.377	26.083	23.019	26.354	264.8
18	1:37.582	22.230	25.900	22.762	26.690	266.9	12	1:37.936	22.199	26.158	23.158	26.421	265.8
49 FRANCESCO MONGIARDO ITA TEAM CIATTI-BOSCOSCURO BOSCOSCURO							13	1:37.792	22.313	26.085	23.052	26.342	263.8
1	1:45.142	29.062	26.545	23.266	26.269		14	1:37.911	22.380	26.000	23.179	26.352	266.9
2	1:38.250	22.226	26.562	23.054	26.408	270.0	15	1:38.579	22.384	26.475	23.228	26.492	265.8
3	1:37.406	22.268	25.996	22.952	26.190	271.1	16	1:38.562	22.347	26.252	23.275	26.688	264.8
4	1:37.323	22.191	25.948	22.932	26.252	270.0	17	1:38.660	22.554	26.244	23.265	26.597	263.8
5	1:37.122	22.035	25.896	22.933	26.258	270.0	18	1:39.567	22.503	26.597	23.659	26.808	266.9
6	1:37.456	22.242	25.829	23.007	26.378	268.9	10 UNAI ORRADRE ESP STV LAGLISSE RACING KALEX						
7	1:37.706	22.222	26.012	22.957	26.515	268.9	1	1:43.730	28.278	26.556	22.938	25.958	
8	1:38.186	22.443	26.119	22.937	26.687	268.9	2	1:36.487	22.038	25.640	22.755	26.054	272.1
9	1:37.738	22.197	26.010	22.955	26.576	267.9	3	1:35.971	21.904	25.509	22.653	25.905	266.9
10	1:37.931	22.436	26.190	22.979	26.326	267.9	4	1:36.130	21.964	25.448	22.769	25.949	271.1
11	1:37.480	22.116	26.100	22.980	26.284	267.9	5	1:36.598	22.219	25.781	22.689	25.909	274.3
12	1:37.575	22.212	25.995	22.936	26.432	268.9	6	1:36.319	22.074	25.529	22.702	26.014	273.2
13	1:38.153	22.483	26.216	23.047	26.407	267.9	7	1:36.167	21.925	25.554	22.664	26.024	268.9
14	1:37.601	22.293	25.962	22.857	26.489	268.9	8	2:08.721	49.540	29.063	23.624	26.494	270.0
15	1:37.927	22.241	26.102	23.056	26.528	268.9	9	1:37.329	22.122	25.787	23.094	26.326	264.8
16	1:38.304	22.217	26.158	23.247	26.682	267.9	10	1:37.205	22.130	25.731	23.010	26.334	265.8
17	1:39.095	22.376	26.634	23.212	26.873	268.9	11	1:37.360	22.295	25.856	22.901	26.308	264.8
18	1:40.101	22.705	26.757	23.612	27.027	268.9	12	1:37.596	22.129	26.043	22.925	26.499	265.8
87 GERARD RIU ESP PROMORACING KALEX							13	1:37.266	22.160	25.829	22.836	26.441	266.9
1	1:45.125	28.865	26.718	23.111	26.431		14	1:37.754	22.250	26.011	23.147	26.346	266.9
2	1:38.632	22.461	26.557	23.157	26.457	265.8	15	1:38.664	22.553	26.194	23.312	26.605	266.9
3	1:38.003	22.375	26.204	23.085	26.339	268.9	16	1:37.937	22.387	26.047	23.018	26.485	266.9
4	1:38.083	22.293	26.175	23.117	26.498	265.8	17	1:38.397	22.461	26.195	23.195	26.546	267.9
5	1:38.046	22.295	26.189	23.064	26.498	265.8	18	1:38.890	22.461	26.337	23.439	26.653	266.9
6	1:38.184	22.397	26.213	23.111	26.463	263.8	33 FILIP REHACEK CZE CARDOSO-FANTIC RACING KALEX						
7	1:38.078	22.265	26.201	23.115	26.497	262.8	1	1:46.648	29.719	26.936	23.572	26.421	
8	1:38.137	22.421	26.168	23.080	26.468	263.8	2	1:38.835	22.527	26.409	23.254	26.645	276.5
9	1:38.304	22.265	26.196	23.363	26.480	263.8	3	1:38.780	22.480	26.423	23.258	26.619	270.0
10	1:38.012	22.241	26.159	23.117	26.495	263.8	4	1:38.647	22.344	26.306	23.350	26.647	268.9
11	1:38.085	22.377	26.045	23.204	26.459	263.8	5	1:39.164	22.595	26.494	23.363	26.712	265.8
12	1:38.136	22.269	26.125	23.161	26.581	263.8	6	1:38.844	22.422	26.479	23.356	26.587	267.9
13	1:37.998	22.248	26.168	23.141	26.441	263.8	7	1:39.290	22.675	26.407	23.471	26.737	267.9
14	1:38.025	22.275	26.133	23.111	26.506	264.8	8	1:38.744	22.528	26.335	23.301	26.580	266.9
15	1:38.400	22.275	26.185	23.297	26.643	265.8	9	1:38.876	22.503	26.412	23.293	26.668	266.9
16	1:38.412	22.368	26.259	23.172	26.613	265.8	10	1:38.847	22.531	26.355	23.285	26.676	266.9
17	1:38.240	22.382	26.132	23.189	26.537	264.8	11	1:38.932	22.431	26.514	23.341	26.646	266.9
18	1:39.059	22.355	26.370	23.425	26.909	266.9	12	1:39.508	22.571	26.641	23.588	26.708	265.8
32 KYLE PAZ PHL YAMAHA PHILIPPINES STYLOBIKE KALEX							13	1:39.215	22.559	26.459	23.371	26.826	266.9
1	1:47.525	29.961	27.114	23.802	26.648		14	1:39.635	22.522	26.699	23.573	26.841	264.8
2	1:38.579	22.322	26.360	23.341	26.556	270.0	15	1:39.600	22.671	26.536	23.389	27.004	264.8
3	1:38.487	22.425	26.262	23.278	26.522	267.9	16	1:38.994	22.601	26.396	23.269	26.728	270.0
4	1:38.325	22.484	26.150	23.191	26.500	271.1	17	1:39.356	22.539	26.546	23.557	26.714	268.9
5	1:38.166	22.342	26.382	23.106	26.336	267.9	18	1:39.487	22.617	26.584	23.525	26.761	267.9
6	1:38.495	22.294	26.342	23.218	26.641	265.8	41 MARC GARCIA ESP FIFTY MOTORSPORT KALEX - TRIUMPH						
7	1:38.507	22.431	26.485	23.175	26.416	262.8	1	1:47.889	29.874	27.083	23.733	27.199	
8	1:38.217	22.507	26.181	23.043	26.486	265.8	2	1:41.878	23.764	27.043	23.879	27.192	266.9
9	1:38.284	22.369	26.318	23.115	26.482	264.8	3	1:40.672	23.148	26.879	23.601	27.044	262.8



Moto2

Finetwork FIM JuniorGP Ricardo Tormo Race

Sector Analysis

— Invalidated Lap ■ Personal Best ■ Session Best B Crossing the pit lane

Lap	Time	Sector 1	Sector 2	Sector 3	Sector 4	T.Sp	Lap	Time	Sector 1	Sector 2	Sector 3	Sector 4	T.Sp
4	1:40.413	22.947	26.835	23.524	27.107	261.8							
5	1:40.519	23.034	26.733	23.595	27.157	262.8							
6	1:41.016	23.268	26.851	23.686	27.211	259.8							
7	1:40.954	23.174	26.722	23.719	27.339	257.9							
8	1:40.823	23.089	26.880	23.767	27.087	260.8							
9	1:40.816	22.951	26.718	23.864	27.283	259.8							
10	1:40.484	23.125	26.630	23.576	27.153	260.8							
11	1:41.106	23.169	26.746	23.754	27.437	259.8							
12	1:40.918	23.147	26.800	23.773	27.198	258.9							
13	1:40.928	23.243	26.791	23.698	27.196	257.9							
14	1:41.041	23.059	26.695	23.765	27.522	260.8							
15	1:41.697	23.381	27.051	23.828	27.437	259.8							
16	1:42.812	23.177	26.857	25.183	27.595	260.8							
17	1:41.531	23.245	26.967	23.828	27.491	259.8							
18	1:43.122	23.486	28.014	24.063	27.559	260.8							
98	CHANON INTA						THA						
	SF RACING						KALEX						
1	1:48.723	30.150	27.479	23.955	27.139								
2	1:41.747	23.148	27.048	24.220	27.331	271.1							
3	1:41.256	23.198	26.897	23.884	27.277	264.8							
4	1:41.297	23.152	26.954	23.823	27.368	264.8							
5	1:42.220	23.108	27.173	24.094	27.845	266.9							
6	1:41.774	23.192	27.229	23.943	27.410	263.8							
7	1:42.049	23.028	27.341	23.936	27.744	263.8							
8	1:41.717	23.158	27.176	23.831	27.552	263.8							
9	1:41.705	22.985	27.160	23.993	27.567	264.8							
10	1:41.743	23.109	27.206	23.972	27.456	264.8							
11	1:41.237	22.960	27.170	23.843	27.264	263.8							
12	1:42.030	23.097	27.280	24.004	27.649	263.8							
13	1:41.512	23.019	27.032	23.988	27.473	263.8							
14	1:41.321	23.111	27.000	23.769	27.441	265.8							
15	1:41.744	22.989	27.198	23.941	27.616	264.8							
16	1:44.328	23.611	28.801	24.595	27.321	264.8							
17	1:41.379	23.018	26.996	24.157	27.208	267.9							
67	ALBERTO SURRA						ITA						
	TEAM CIATTI-BOSCOSCURO						BOSCOSCURO						
1	1:44.209	28.984	26.393	22.855	25.977								
2	1:36.468	22.059	25.534	22.830	26.045	268.9							
3	1:35.841	21.976	25.529	22.504	25.832	270.0							
4	1:35.837	21.821	25.507	22.693	25.816	272.1							
5	1:36.405	22.029	25.786	22.635	25.955	274.3							
6	1:35.905	22.018	25.539	22.490	25.858	270.0							
7	1:36.252	22.093	25.582	22.568	26.009	270.0							
8	1:36.282	21.964	25.675	22.755	25.888	271.1							
9	1:36.025	22.044	25.548	22.598	25.835	270.0							
10	1:36.226	22.097	25.571	22.568	25.990	271.1							
11	1:36.245	22.244	25.520	22.658	25.823	274.3							
12	1:37.972	22.115	25.781	22.755	27.321	272.1							
13	1:36.368	22.113	25.648	22.723	25.884	268.9							
14	1:38.337	22.038	25.637	23.064	27.598	270.0							
15	2:30.356 B	47.555	40.293	25.806	36.702	262.8							
29	HARRISON VOIGHT						AUS						
	YAMAHA PHILIPPINES STYLOBIKE						KALEX						
1	1:41.343	27.151	25.752	22.558	25.882								
2	1:37.608	21.840	25.439	24.604	25.725	266.9							
3	1:36.316	22.085	25.546	22.509	26.176	275.4							
4	1:36.409	22.275	25.618	22.569	25.947	265.8							
5	1:36.455	22.029	25.677	22.595	26.154	271.1							
6	1:44.684	22.055	25.658	30.837	26.134	273.2							
7	1:36.545	21.958	25.682	22.705	26.200	271.1							
8	1:36.422	21.952	25.676	22.629	26.165	265.8							
9	1:36.507	22.151	25.623	22.647	26.086	253.2							
10	1:36.369	21.982	25.661	22.607	26.119	265.8							
11	1:36.310	22.030	25.591	22.638	26.051	263.8							
12	1:36.245	21.852	25.529	22.752	26.112	266.9							
13	1:36.172	21.813	25.619	22.617	26.123	265.8							
14	1:36.055	21.873	25.587	22.724	25.871	265.8							
77	MATTIA VOLPI						ITA						
	MMR						KALEX						
1	1:46.021	29.343	26.980	23.396	26.302								
2	1:38.070	22.293	26.155	23.277	26.345	272.1							
3	1:38.036	22.462	26.105	23.151	26.318	268.9							
4	1:38.040	22.374	26.007	23.244	26.415	268.9							
5	1:38.255	22.383	26.068	23.257	26.547	268.9							
6	1:49.813 B	22.326	26.215	24.057	37.215	266.9							
7	2:32.712	1:16.228	26.506	23.402	26.576								
8	1:38.780	22.500	26.239	23.341	26.700	261.8							
9	1:45.394 B	22.504	26.405	23.389	33.096	261.8							
27	MAXWELL BERTALAN TOTH						USA						
	MMR						KALEX						
1	1:46.479	29.179	27.270	23.416	26.614								
2	1:39.307	22.800	26.478	23.194	26.835	268.9							
3	1:38.680	22.422	26.357	23.240	26.661	267.9							
4	1:39.149	22.808	26.361	23.274	26.706	267.9							
5	1:39.014	22.706	26.380	23.223	26.705	267.9							
6	1:52.957 B	22.707	26.619	23.497	40.134	264.8							