

JuniorGP

Finetwork FIM JuniorGP Ricardo Tormo

Race 2 (16 Laps, 64,1 km.)

Classification

No	Rider	Nat	Team	Bike	Tires	Cl.	Laps	Total Time	Gap	Kph	Best Lap		
											Lap	Time	Kph
1	18 ÁNGEL PIQUERAS	ESP	TEAM ESTRELLA GALICIA 0.0	HONDA			16	27:00.844	-	142.3	2	1:40.321	143.7
2	12 JACOB ROULSTONE	AUS	ASPAR JUNIOR TEAM	GASGAS			16	27:01.302	+0.458	142.3	7	1:40.231	143.8
3	83 ALVARO CARPE	ESP	STV LAGLISSE RACING	HUSQVARNA			16	27:05.612	+4.768	141.9	4	1:40.821	143.0
4	58 LUCA LUNETTA	ITA	AC RACING TEAM	KTM			16	27:05.702	+4.858	141.9	5	1:40.936	142.8
5	85 XABIER ZURUTUZA	ESP	MTA JUNIOR TEAM	KTM			16	27:05.785	+4.941	141.9	4	1:40.544	143.4
6	8 EDDIE O'SHEA	GBR	BRITISH TALENT TEAM	HONDA			16	27:05.821	+4.977	141.9	4	1:40.772	143.1
7	11 ADRIÁN CRUCES	ESP	STV LAGLISSE RACING	HUSQVARNA			16	27:05.977	+5.133	141.9	6	1:40.701	143.2
8	69 MARCOS RUDA	ESP	FINETWORK MIR RACING TEAM	KTM			16	27:06.010	+5.166	141.9	5	1:40.817	143.0
9	94 FACUNDO LLAMBIAS	URU	TEAM ESTRELLA GALICIA 0.0	HONDA			16	27:06.374	+5.530	141.8	10	1:40.675	143.2
10	55 NOAH DETTWILER	CHE	CUNA DE CAMPEONES	KTM			16	27:15.759	+14.915	141.0	5	1:41.383	142.2
11	88 SHINYA EZAWA	JPN	ASIA TALENT TEAM	HONDA			16	27:17.179	+16.335	140.9	11	1:41.377	142.2
12	10 NICO CARRARO	ITA	ASPAR JUNIOR TEAM	GASGAS			16	27:20.930	+20.086	140.6	5	1:40.430	143.6
13	50 LEO RAMMERSTORFER	AUT	LIQUI MOLY HUSQVARNA INTACT GP II JUNIOR TEAM	HUSQVARNA			16	27:27.023	+26.179	140.1	6	1:41.819	141.6
14	91 KOTARO UCHIUMI	JPN	MTA JUNIOR TEAM	KTM			16	27:27.092	+26.248	140.1	3	1:42.002	141.4
15	71 TORIN COLLINS	CAN	AGR TEAM	KTM			16	27:27.270	+26.426	140.0	6	1:41.902	141.5
16	34 CESARE TIEZZI	ITA	AC RACING TEAM	KTM			16	27:40.079	+39.235	139.0	11	1:42.697	140.4
17	37 ALESSIO MATTEI	ITA	MTA JUNIOR TEAM	KTM			16	27:40.222	+39.378	139.0	4	1:42.463	140.7
18	74 ALEX GOURDON	FRA	TEAM ESTRELLA GALICIA 0.0	HONDA			16	27:57.179	+56.335	137.5	2	1:42.967	140.0
19	28 GEOFFREY EMMANUEL	IND	CUNA DE CAMPEONES	KTM			16	28:09.827	+1:08.983	136.5	2	1:44.765	137.6
Retired													
23	ELIA BARTOLINI	ITA	TEAM ESTRELLA GALICIA 0.0	HONDA			15	25:19.662			2	1:40.522	143.4
7	JOEL ESTEBAN	ESP	ASPAR JUNIOR TEAM	GASGAS			12	20:16.701			2	1:40.272	143.8
93	FADILLAH ARBI ADITAMA	IDN	ASTRA HONDA RACING TEAM	HONDA			3	5:10.909			3	1:40.887	142.9
22	DAVID ALMANSA	ESP	FINETWORK MIR RACING TEAM	KTM			1	1:47.502					
19	ALESSANDRO MOROSI	ITA	EAGLE-1	KTM			1	1:49.157					
14	CORMAC BUCHANAN	NZL	AGR TEAM	KTM			1	1:49.373					
5	TATCHAKORN BUASRI	THA	HONDA RACING THAILAND	HONDA			1	1:49.917					
Not Started													
36	ANGUS GRENFELL	AUS	ARTBOX	HONDA									

Pole Position:

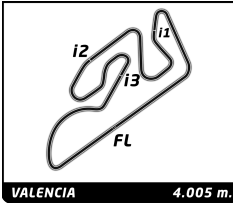
Fastest Lap:

Lap7	JACOB ROULSTONE	1:40.231	143.8 Kph
------	-----------------	----------	-----------

Published at:

Track Status: **DRY**


Clerk of the Course: Carlos Rodrigo	Timekeeper: Yaiza Bonet 
---	--



JuniorGP
Finetwork FIM JuniorGP Ricardo Tormo
Race 2

Lap Chart

No	Pos	Grid	Lap															
			1	2	3	4	5	6	7	8	9	10	11	12	13	14	15	16
7	1	7	22	7	18	12	18	7	7	12	12	18	18	12	12	18	12	18
18	2	18	7	18	12	18	7	18	12	7	18	12	12	18	18	12	18	12
58	3	58	18	23	23	23	23	23	18	23	7	7	23	23	10	10	10	83
10	4	10	23	12	7	7	10	12	23	18	23	23	7	10	23	23	23	58
22	5	22	12	10	10	10	12	10	10	10	10	10	10	7	69	69	83	85
12	6	12	58	58	69	69	69	69	69	69	85	69	85	69	83	83	58	8
19	7	19	10	69	58	58	58	58	58	85	69	85	69	83	85	58	69	11
69	8	69	94	94	93	83	83	83	83	83	83	83	83	85	58	85	85	69
94	9	94	69	8	83	8	85	8	85	58	58	58	58	8	11	8	8	94
23	10	23	8	93	8	11	8	85	8	11	11	11	8	58	8	11	11	55
83	11	83	83	83	11	85	11	11	11	8	8	8	11	11	94	94	94	88
8	12	8	93	11	85	94	94	94	94	94	94	94	94	94	55	55	55	10
85	13	85	11	85	94	55	55	55	55	55	55	55	55	55	88	88	88	50
11	14	11	19	55	55	88	88	88	88	88	88	88	88	88	91	91	91	91
93	15	93	85	91	91	91	91	91	91	91	91	91	91	91	50	50	50	71
88	16	88	14	71	88	50	50	50	50	50	50	50	50	50	71	71	71	34
55	17	55	88	88	71	71	71	71	71	71	71	71	71	71	37	37	37	37
14	18	14	55	37	50	37	37	37	37	37	37	37	37	37	34	34	34	74
5	19	5	5	74	37	74	34	34	34	34	34	34	34	34	74	74	74	28
91	20	91	91	50	74	34	74	74	74	74	74	74	74	74	28	28	28	
71	21	71	71	34	34	28	28	28	28	28	28	28	28	28				
34	22	34	37	28	28													
36	23	36	74															
50	24	50	34															
37	25	37	50															
74	26	74	28															
28	27	28																




JuniorGP

Finetwork FIM JuniorGP Ricardo Tormo

Race 2

Best Sector Times

Sector 1			Sector 2			Sector 3			Sector 4			Pos	No	Ideal Lap	Best Lap	
Pos	No	Rider	Time	No	Rider	Time	No	Rider	Time	No	Rider					Time
1	7	J.ESTEBAN	23.252	12	J.ROULSTONE	26.317	18	Á.PIQUERAS	22.937	12	J.ROULSTONE	27.241	1	12	1:39.903	1:40.231 (1)
2	12	J.ROULSTONE	23.266	18	Á.PIQUERAS	26.347	7	J.ESTEBAN	22.986	83	A.CARPE	27.348	2	18	1:40.019	1:40.321 (3)
3	10	N.CARRARO	23.271	23	E.BARTOLINI	26.349	93	F.ARBIDITAMA	23.025	8	E.O'SHEA	27.372	3	7	1:40.031	1:40.272 (2)
4	69	M.RUDA	23.319	10	N.CARRARO	26.350	85	X.ZURUTUZA	23.071	18	Á.PIQUERAS	27.399	4	10	1:40.168	1:40.430 (4)
5	18	Á.PIQUERAS	23.336	7	J.ESTEBAN	26.355	10	N.CARRARO	23.079	7	J.ESTEBAN	27.438	5	23	1:40.261	1:40.522 (5)
6	23	E.BARTOLINI	23.355	94	F.LLAMBIAS	26.391	12	J.ROULSTONE	23.079	85	X.ZURUTUZA	27.443	6	85	1:40.328	1:40.544 (6)
7	11	A.CRUCES	23.381	85	X.ZURUTUZA	26.392	58	L.LUNETTA	23.091	23	E.BARTOLINI	27.452	7	8	1:40.382	1:40.772 (9)
8	93	F.ARBIDITAMA	23.383	8	E.O'SHEA	26.434	23	E.BARTOLINI	23.105	10	N.CARRARO	27.468	8	83	1:40.416	1:40.821 (11)
9	8	E.O'SHEA	23.388	83	A.CARPE	26.476	94	F.LLAMBIAS	23.113	94	F.LLAMBIAS	27.489	9	94	1:40.430	1:40.675 (7)
10	85	X.ZURUTUZA	23.422	93	F.ARBIDITAMA	26.515	69	M.RUDA	23.123	11	A.CRUCES	27.497	10	93	1:40.433	1:40.887 (12)
11	83	A.CARPE	23.429	58	L.LUNETTA	26.520	11	A.CRUCES	23.161	93	F.ARBIDITAMA	27.510	11	69	1:40.520	1:40.817 (10)
12	94	F.LLAMBIAS	23.437	69	M.RUDA	26.521	83	A.CARPE	23.163	58	L.LUNETTA	27.520	12	11	1:40.573	1:40.701 (8)
13	58	L.LUNETTA	23.484	11	A.CRUCES	26.534	8	E.O'SHEA	23.188	69	M.RUDA	27.557	13	58	1:40.615	1:40.936 (13)
14	5	T.BUASRI	23.497	55	N.DETTWILER	26.574	55	N.DETTWILER	23.194	88	S.EZAWA	27.750	14	55	1:41.137	1:41.383 (15)
15	55	N.DETTWILER	23.565	88	S.EZAWA	26.588	88	S.EZAWA	23.233	22	D.ALMANSA	27.804	15	88	1:41.258	1:41.377 (14)
16	19	A.MOROSI	23.605	50	L.RAMMERSTORFER	26.737	22	D.ALMANSA	23.294	55	N.DETTWILER	27.804	16	50	1:41.594	1:41.819 (16)
17	50	L.RAMMERSTORFER	23.616	71	T.COLLINS	26.759	91	K.UCHIUMI	23.321	5	T.BUASRI	27.812	17	91	1:41.752	1:42.002 (18)
18	14	C.BUCHANAN	23.618	91	K.UCHIUMI	26.849	50	L.RAMMERSTORFER	23.389	14	C.BUCHANAN	27.824	18	71	1:41.853	1:41.902 (17)
19	71	T.COLLINS	23.656	37	A.MATTEI	26.901	71	T.COLLINS	23.438	50	L.RAMMERSTORFER	27.852	19	37	1:42.229	1:42.463 (19)
20	88	S.EZAWA	23.687	74	A.GOURDON	26.987	34	C.TIEZZI	23.518	91	K.UCHIUMI	27.877	20	22	1:42.305	
21	91	K.UCHIUMI	23.705	34	C.TIEZZI	27.000	37	A.MATTEI	23.525	19	A.MOROSI	27.890	21	34	1:42.365	1:42.697 (20)
22	37	A.MATTEI	23.710	22	D.ALMANSA	27.214	19	A.MOROSI	23.610	71	T.COLLINS	28.000	22	74	1:42.531	1:42.967 (21)
23	34	C.TIEZZI	23.763	14	C.BUCHANAN	27.348	74	A.GOURDON	23.626	74	A.GOURDON	28.021	23	14	1:42.577	
24	74	A.GOURDON	23.897	28	G.EMMANUEL	27.377	14	C.BUCHANAN	23.787	34	C.TIEZZI	28.084	24	5	1:42.799	
25	22	D.ALMANSA	23.993	5	T.BUASRI	27.611	5	T.BUASRI	23.879	37	A.MATTEI	28.093	25	19	1:42.898	
26	28	G.EMMANUEL	24.103	19	A.MOROSI	27.793	28	G.EMMANUEL	24.053	28	G.EMMANUEL	28.589	26	28	1:44.122	1:44.765 (22)

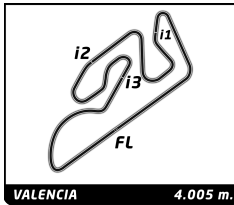


JuniorGP

Finetwork FIM JuniorGP Ricardo Tormo Race 2

Best Top Speed

No Rider	Team	Class	Top 1		Top 2		Top 3		Top 4		Top 5		
			Kph	Lap	Kph	Lap	Kph	Lap	Kph	Lap	Kph	Lap	Avg
85	XABIER ZURUTUZA	MTA JUNIOR TEAM	229.6	7	228.1	16	226.6	5	225.9	15	225.1	6	227,1
8	EDDIE O'SHEA	BRITISH TALENT TEAM	228.9	15	228.9	11	228.1	16	228.1	10	228.1	7	228,4
83	ALVARO CARPE	STV LAGLISSE RACING	228.9	4	228.9	3	225.9	6	225.9	2	225.1	11	226,9
10	NICO CARRARO	ASPAR JUNIOR TEAM	228.1	11	227.4	10	227.4	9	226.6	12	226.6	4	227,2
69	MARCOS RUDA	FINETWORK MIR RACING TEAM	228.1	2	223.7	16	223.0	3	220.8	10	220.1	13	223,1
93	FADILLAH ARBI ADITAMA	ASTRA HONDA RACING TEAM	228.1	3	226.6	2							227,4
7	JOEL ESTEBAN	ASPAR JUNIOR TEAM	227.4	12	226.6	11	226.6	10	225.1	4	224.4	5	226,0
18	ÁNGEL PIQUERAS	TEAM ESTRELLA GALICIA 0,0	226.6	9	225.1	10	225.1	8	223.7	2	223.0	5	224,7
58	LUCA LUNETTA	AC RACING TEAM	226.6	11	225.9	10	225.1	13	224.4	15	223.7	9	225,1
11	ADRIÁN CRUCES	STV LAGLISSE RACING	225.9	13	225.9	10	225.1	15	225.1	5	224.4	16	225,3
12	JACOB ROULSTONE	ASPAR JUNIOR TEAM	225.1	6	224.4	7	223.0	2	221.5	15	221.5	12	223,1
23	ELIA BARTOLINI	TEAM ESTRELLA GALICIA 0,0	225.1	15	225.1	12	225.1	2	224.4	11	224.4	4	224,8
94	FACUNDO LLAMBIAS	TEAM ESTRELLA GALICIA 0,0	225.1	11	225.1	3	225.1	2	224.4	12	223.7	14	224,7
50	LEO RAMMERSTORFER	LIQUI MOLY HUSQVARNA INTACT GP JUNIOR TEAM	224.4	2	223.0	3	221.5	4	220.8	14	220.1	16	222,0
37	ALESSIO MATTEI	MTA JUNIOR TEAM	223.0	2	222.3	4	218.7	5	218.7	3	215.3	6	219,6
88	SHINYA EZAWA	ASIA TALENT TEAM	222.3	3	220.1	4	220.1	2	216.0	5	215.3	10	218,8
91	KOTARO UCHIUMI	MTA JUNIOR TEAM	222.3	2	218.0	5	217.4	4	217.4	3	216.7	6	218,4
55	NOAH DETTWILER	CUNA DE CAMPEONES	220.8	2	217.4	12	217.4	10	216.7	7	216.7	5	217,8
34	CESARE TIEZZI	AC RACING TEAM	220.1	2	217.4	16	216.7	15	216.0	14	215.3	4	217,1
71	TORIN COLLINS	AGR TEAM	218.7	2	218.0	14	217.4	12	217.4	10	217.4	5	217,8
28	GEOFFREY EMMANUEL	CUNA DE CAMPEONES	218.0	2	214.0	10	214.0	4	214.0	3	212.0	7	214,4
74	ALEX GOURDON	TEAM ESTRELLA GALICIA 0,0	217.4	3	216.7	2	214.7	4	211.4	5	210.7	6	214,2
5	TATCHAKORN BUASRI	HONDA RACING THAILAND											
14	CORMAC BUCHANAN	AGR TEAM											
19	ALESSANDRO MOROSI	EAGLE-1											
22	DAVID ALMANSA	FINETWORK MIR RACING TEAM											
36	ANGUS GRENFELL	ARTBOX											




JuniorGP

Finetwork FIM JuniorGP Ricardo Tormo

After Race 2

Event maximum speed


No Rider	Team	Bike	Class	Top Speed	Lap	Session
10 NICO CARRARO	ASPAR JUNIOR TEAM	GASGAS		235.1	17	Free Practice 1
28 GEOFFREY EMMANUEL	CUNA DE CAMPEONES	KTM		235.1	3	Practice
7 JOEL ESTEBAN	ASPAR JUNIOR TEAM	GASGAS		233.5	15	Free Practice 1
78 JAKOB ROSENTHALER	LIQUI MOLY HUSQVARNA INTACT GP JUNIOR TEAM	HUSQVARNA		233.5	7	Free Practice 1
14 CORMAC BUCHANAN	AGR TEAM	KTM		232.7	5	Free Practice 1
83 ALVARO CARPE	STV LAGLISSE RACING	HUSQVARNA		232.7	18	Free Practice 1
69 MARCOS RUDA	FINETWORK MIR RACING TEAM	KTM		231.9	10	Free Practice 1
22 DAVID ALMANSA	FINETWORK MIR RACING TEAM	KTM		231.2	8	Qualifying 2
58 LUCA LUNETTA	AC RACING TEAM	KTM		231.2	13	Free Practice 1
8 EDDIE O'SHEA	BRITISH TALENT TEAM	HONDA		231.2	16	Race 1
19 ALESSANDRO MOROSI	EAGLE-1	KTM		230.4	15	Free Practice 1
23 ELIA BARTOLINI	TEAM ESTRELLA GALICIA 0,0	HONDA		230.4	13	Practice
5 TATCHAKORN BUASRI	HONDA RACING THAILAND	HONDA		230.4	2	Race 1
85 XABIER ZURUTUZA	MTA JUNIOR TEAM	KTM		230.4	7	Free Practice 1
11 ADRIÁN CRUCES	STV LAGLISSE RACING	HUSQVARNA		229.6	5	Free Practice 1
18 ÁNGEL PIQUERAS	TEAM ESTRELLA GALICIA 0,0	HONDA		229.6	5	Free Practice 1
34 CESARE TIEZZI	AC RACING TEAM	KTM		229.6	14	Free Practice 1
50 LEO RAMMERSTORFER	LIQUI MOLY HUSQVARNA INTACT GP JUNIOR TEAM	HUSQVARNA		229.6	7	Free Practice 1
55 NOAH DETTWILER	CUNA DE CAMPEONES	KTM		229.6	2	Free Practice 1
12 JACOB ROULSTONE	ASPAR JUNIOR TEAM	GASGAS		228.1	2	Free Practice 1
93 FADILLAH ARBI ADITAMA	ASTRA HONDA RACING TEAM	HONDA		228.1	3	Race 2
94 FACUNDO LLAMBIAS	TEAM ESTRELLA GALICIA 0,0	HONDA		228.1	2	Free Practice 1
91 KOTARO UCHIUMI	MTA JUNIOR TEAM	KTM		227.4	17	Free Practice 1
36 ANGUS GRENFELL	ARTBOX	HONDA		226.6	12	Free Practice 1
37 ALESSIO MATTEI	MTA JUNIOR TEAM	KTM		226.6	8	Free Practice 1
88 SHINYA EZAWA	ASIA TALENT TEAM	HONDA		226.6	14	Free Practice 1
71 TORIN COLLINS	AGR TEAM	KTM		224.4	14	Free Practice 1
74 ALEX GOURDON	TEAM ESTRELLA GALICIA 0,0	HONDA		223.0	4	Free Practice 1



JuniorGP
Finetwork FIM JuniorGP Ricardo Tormo
Race 2

Fastest Lap Sequence

Elapsed	No Rider	Team	Bike	Class	Time	Kph	Lap
3:27.824	7 JOEL ESTEBAN	ASPAR JUNIOR TEAM	GASGAS		1:40.272	143.8	2
11:51.538	12 JACOB ROULSTONE	ASPAR JUNIOR TEAM	GASGAS		1:40.231	143.8	7



JuniorGP


Finetwork FIM JuniorGP Ricardo Tormo

Race 2

Analysis by lap

Lapped ■

No	Lap Time	Gap	No	Lap Time	Gap	No	Lap Time	Gap	No	Lap Time	Gap	No	Lap Time	Gap
Lap 1														
22	1:47.502	0.000	23	1:40.882	0.157	94	1:41.095	4.108	Lap 8			58	1:41.056	4.404
7	1:47.552	0.050	7	1:41.449	0.353	55	1:41.383	7.076	12	1:40.540		11	1:41.101	4.521
18	1:47.601	0.099	10	1:40.903	0.551	88	1:41.646	7.823	7	1:40.788	0.167	8	1:40.938	4.574
23	1:47.673	0.171	69	1:40.866	1.562	91	1:42.085	8.892	23	1:40.636	0.385	94	1:40.675	4.893
12	1:47.910	0.408	58	1:41.178	1.793	50	1:41.990	10.045	18	1:40.899	0.447	55	1:41.563	11.442
58	1:48.088	0.586	93	1:40.887	1.989	71	1:42.155	10.472	10	1:40.674	0.661	88	1:41.761	12.769
10	1:48.120	0.618	83	1:40.884	2.041	37	1:42.588	11.299	69	1:41.210	3.818	91	1:42.357	17.067
94	1:48.271	0.769	8	1:41.317	2.247	34	1:42.985	14.272	85	1:40.897	3.897	50	1:42.184	17.404
69	1:48.367	0.865	11	1:41.013	2.415	74	1:44.255	14.316	83	1:41.158	3.994	71	1:42.220	17.650
8	1:48.659	1.157	85	1:40.964	2.752	28	1:44.840	21.894	58	1:41.410	4.200	37	1:43.414	24.253
83	1:48.786	1.284	94	1:42.700	3.556	Lap 6			34	1:43.376	25.837			
93	1:48.905	1.403	55	1:41.620	5.591	7	1:40.550		74	1:44.634	32.275			
11	1:48.991	1.489	91	1:42.002	6.079	18	1:40.685	0.087	28	1:44.848	42.779			
19	1:49.157	1.655	88	1:41.657	6.252	23	1:40.596	0.173	Lap 11					
85	1:49.212	1.710	71	1:42.757	7.238	12	1:40.351	0.317	18	1:40.913				
14	1:49.373	1.871	50	1:42.342	7.645	10	1:40.774	0.610	12	1:40.907	0.047			
88	1:49.632	2.130	37	1:42.809	7.720	69	1:41.179	2.637	23	1:40.665	0.141			
55	1:49.869	2.367	74	1:43.224	8.314	58	1:41.130	2.788	7	1:40.970	0.262			
5	1:49.917	2.415	34	1:43.196	9.990	83	1:41.101	2.841	10	1:40.910	0.479			
91	1:50.150	2.648	28	1:44.888	13.068	8	1:40.982	2.942	85	1:41.014	4.279			
71	1:50.529	3.027	Lap 4			85	1:41.096	3.014	69	1:41.150	4.324			
37	1:50.618	3.116	12	1:40.661		11	1:40.701	3.208	83	1:41.060	4.448			
74	1:51.043	3.541	18	1:40.913	0.193	94	1:40.979	4.489	58	1:41.121	4.612			
34	1:51.359	3.857	23	1:40.898	0.335	55	1:41.474	7.952	8	1:40.967	4.628			
50	1:51.491	3.989	7	1:40.849	0.482	88	1:41.500	8.725	11	1:41.188	4.796			
28	1:52.335	4.833	10	1:40.925	0.756	91	1:42.192	10.486	94	1:41.095	5.075			
Lap 2														
7	1:40.272		69	1:41.149	1.991	50	1:41.819	11.266	7	1:40.934	0.245	55	1:41.581	12.110
18	1:40.321	0.098	58	1:40.999	2.072	71	1:41.902	11.776	23	1:41.090	0.619	88	1:41.377	13.233
23	1:40.522	0.371	83	1:40.821	2.142	37	1:42.960	13.661	10	1:41.110	0.915	91	1:42.420	18.574
12	1:40.376	0.462	8	1:40.772	2.299	34	1:42.700	16.374	85	1:41.128	4.169	50	1:42.371	18.862
10	1:40.448	0.744	11	1:40.759	2.454	74	1:43.275	16.993	69	1:41.240	4.202	71	1:42.337	19.074
58	1:41.447	1.711	85	1:40.544	2.576	28	1:45.009	26.305	83	1:41.209	4.347	37	1:43.401	26.741
69	1:41.249	1.792	94	1:40.929	3.765	Lap 7			58	1:41.113	4.457			
94	1:41.505	1.952	55	1:41.574	6.445	7	1:40.467		11	1:40.993	4.529			
8	1:41.191	2.026	88	1:41.397	6.929	12	1:40.231	0.081	8	1:41.206	4.745			
93	1:41.117	2.198	91	1:42.200	7.559	18	1:40.549	0.169	94	1:40.891	5.327			
83	1:41.291	2.253	50	1:41.882	8.807	23	1:40.664	0.370	55	1:41.726	10.988			
11	1:41.331	2.498	71	1:42.551	9.069	10	1:40.465	0.608	88	1:41.754	12.117			
85	1:41.496	2.884	37	1:42.463	9.463	69	1:41.059	3.229	91	1:42.492	15.819			
55	1:43.022	5.067	74	1:43.219	10.813	58	1:41.090	3.411	50	1:42.779	16.329			
91	1:42.847	5.173	34	1:42.769	12.039	83	1:41.083	3.457	71	1:42.677	16.539			
71	1:42.872	5.577	28	1:45.458	17.806	85	1:41.074	3.621	37	1:43.246	21.948			
88	1:43.883	5.691	Lap 5			8	1:41.443	3.918	34	1:43.017	23.570			
37	1:43.213	6.007	18	1:40.559		11	1:41.284	4.025	74	1:44.848	28.750			
74	1:42.967	6.186	7	1:40.318	0.048	94	1:40.921	4.943	28	1:44.964	39.040			
50	1:42.732	6.399	23	1:40.592	0.175	55	1:41.668	9.153	Lap 10					
34	1:44.355	7.890	10	1:40.430	0.434	88	1:41.801	10.059	18	1:41.015				
28	1:44.765	9.276	12	1:41.316	0.564	91	1:42.404	12.423	12	1:41.162	0.053			
Lap 3														
18	1:40.998		69	1:40.817	2.056	50	1:42.016	12.815	7	1:41.069	0.205	55	1:41.974	13.031
12	1:40.693	0.059	58	1:40.936	2.256	71	1:42.058	13.367	23	1:40.879	0.389	88	1:41.660	13.840
Lap 6														
83	1:40.948	2.338	83	1:40.948	2.338	37	1:43.514	16.708	10	1:40.676	0.482	91	1:42.551	20.072
85	1:40.692	2.516	85	1:40.692	2.516	34	1:42.946	18.853	69	1:40.994	4.087	50	1:42.525	20.334
8	1:41.011	2.558	8	1:41.011	2.558	74	1:44.409	20.935	85	1:41.118	4.178	71	1:42.537	20.558
11	1:41.403	3.105	11	1:41.403	3.105	28	1:44.810	30.648	83	1:41.063	4.301	37	1:44.016	29.704



JuniorGP


Finetwork FIM JuniorGP Ricardo Tormo

Race 2

Analysis by lap

Lapped ■

No	Lap Time	Gap	No	Lap Time	Gap	No	Lap Time	Gap	No	Lap Time	Gap
34	1:43.617	30.185	85	1:41.324	4.918						
74	1:44.985	40.021	8	1:41.296	4.969						
28	1:44.852	50.467	11	1:41.313	5.137						
Lap 13			94	1:41.422	5.518						
12	1:41.141		55	1:41.436	14.583						
18	1:41.035	0.030	88	1:41.717	15.570						
10	1:40.753	0.188	91	1:42.629	24.841						
23	1:40.975	0.301	50	1:42.567	25.012						
69	1:41.071	4.209	71	1:42.447	25.188						
83	1:41.133	4.321	37	1:43.296	37.235						
85	1:41.074	4.380	34	1:43.316	37.416						
58	1:41.107	4.711	74	1:45.056	52.034						
11	1:41.303	5.010	28	1:45.699	1:04.428						
8	1:41.543	5.044	Lap 16								
94	1:41.033	5.265	18	1:41.378							
55	1:41.767	13.657	12	1:41.936	0.458						
88	1:41.674	14.373	83	1:41.698	4.768						
91	1:42.867	21.798	58	1:41.668	4.858						
50	1:42.834	22.027	85	1:41.501	4.941						
71	1:42.807	22.224	8	1:41.486	4.977						
37	1:43.917	32.480	11	1:41.474	5.133						
34	1:43.653	32.697	69	1:41.824	5.166						
74	1:45.317	44.197	94	1:41.490	5.530						
28	1:45.843	55.169	55	1:41.810	14.915						
Lap 14			88	1:42.243	16.335						
18	1:40.966		10	2:01.408	20.086						
12	1:41.050	0.054	50	1:42.645	26.179						
10	1:40.897	0.089	91	1:42.885	26.248						
23	1:40.886	0.191	71	1:42.716	26.426						
69	1:41.242	4.455	34	1:43.297	39.235						
83	1:41.232	4.557	37	1:43.621	39.378						
58	1:41.028	4.743	74	1:45.779	56.335						
85	1:41.430	4.814	28	1:46.033	1:08.983						
8	1:40.845	4.893									
11	1:41.030	5.044									
94	1:41.047	5.316									
55	1:41.706	14.367									
88	1:41.696	15.073									
91	1:42.630	23.432									
50	1:42.634	23.665									
71	1:42.733	23.961									
37	1:43.675	35.159									
34	1:43.619	35.320									
74	1:44.997	48.198									
28	1:45.776	59.949									
Lap 15											
12	1:41.166										
18	1:41.320	0.100									
10	1:41.287	0.156									
23	1:41.325	0.296									
83	1:41.211	4.548									
58	1:41.145	4.668									
69	1:41.585	4.820									



JuniorGP


Finetwork FIM JuniorGP Ricardo Tormo

Race 2

Sector Analysis

— Invalidated Lap ■ Personal Best ■ Session Best B Crossing the pit lane

Lap	Time	Sector 1	Sector 2	Sector 3	Sector 4	T.Sp	Lap	Time	Sector 1	Sector 2	Sector 3	Sector 4	T.Sp		
18	ÁNGEL PIQUERAS						ESP	58	LUCA LUNETTA						ITA
	TEAM ESTRELLA GALICIA 0,0						HONDA		AC RACING TEAM						KTM
1	1:47.601	29.222	27.510	23.319	27.550		1	1:48.088	29.109	27.374	23.774	27.831			
2	1:40.321	23.344	26.641	22.937	27.399	223.7	2	1:41.447	23.700	27.062	23.095	27.590	222.3		
3	1:40.998	23.370	26.654	23.234	27.740	220.1	3	1:41.178	23.922	26.645	23.091	27.520	218.0		
4	1:40.913	23.624	26.586	23.136	27.567	220.8	4	1:40.999	23.484	26.729	23.179	27.607	221.5		
5	1:40.559	23.368	26.414	23.145	27.632	223.0	5	1:40.936	23.686	26.541	23.169	27.540	223.7		
6	1:40.685	23.574	26.489	23.117	27.505	220.8	6	1:41.130	23.626	26.622	23.281	27.601	223.0		
7	1:40.549	23.393	26.440	23.114	27.602	220.8	7	1:41.090	23.638	26.562	23.279	27.611	221.5		
8	1:40.899	23.453	26.636	23.246	27.564	225.1	8	1:41.410	23.733	26.699	23.256	27.722	223.0		
9	1:40.503	23.340	26.347	23.281	27.535	226.6	9	1:41.113	23.765	26.576	23.215	27.557	223.7		
10	1:41.015	23.578	26.597	23.108	27.732	225.1	10	1:41.056	23.694	26.568	23.115	27.679	225.9		
11	1:40.913	23.470	26.657	23.091	27.695	221.5	11	1:41.121	23.701	26.641	23.180	27.599	226.6		
12	1:41.189	23.336	26.920	23.344	27.589	221.5	12	1:41.186	23.688	26.648	23.261	27.589	217.4		
13	1:41.035	23.541	26.555	23.299	27.640	222.3	13	1:41.107	23.507	26.726	23.255	27.619	225.1		
14	1:40.966	23.446	26.437	23.235	27.848	218.7	14	1:41.028	23.503	26.520	23.230	27.775	222.3		
15	1:41.320	23.560	26.607	23.342	27.811	221.5	15	1:41.145	23.544	26.655	23.338	27.608	224.4		
16	1:41.378	23.843	26.535	23.310	27.690	222.3	16	1:41.668	23.795	26.722	23.284	27.867	218.7		
12	JACOB ROULSTONE						AUS	85	XABIER ZURUTUZA						ESP
	ASPAR JUNIOR TEAM						GASGAS		MTA JUNIOR TEAM						KTM
1	1:47.910	29.440	27.546	23.403	27.521		1	1:49.212	29.870	27.587	23.964	27.791			
2	1:40.376	23.401	26.542	23.079	27.354	223.0	2	1:41.496	23.620	27.299	23.071	27.506	225.1		
3	1:40.693	23.266	26.554	23.226	27.647	221.5	3	1:40.964	23.471	26.620	23.291	27.582	220.8		
4	1:40.661	23.418	26.612	23.161	27.470	219.4	4	1:40.544	23.438	26.479	23.108	27.519	222.3		
5	1:41.316	23.432	26.480	24.163	27.241	217.4	5	1:40.692	23.611	26.503	23.135	27.443	226.6		
6	1:40.351	23.276	26.421	23.233	27.421	225.1	6	1:41.096	23.693	26.445	23.450	27.508	225.1		
7	1:40.231	23.432	26.317	23.151	27.331	224.4	7	1:41.074	23.672	26.532	23.388	27.482	229.6		
8	1:40.540	23.433	26.384	23.139	27.584	220.8	8	1:40.897	23.631	26.392	23.213	27.661	223.7		
9	1:40.856	23.509	26.570	23.224	27.553	215.3	9	1:41.128	23.615	26.592	23.220	27.701	220.8		
10	1:41.162	23.593	26.588	23.425	27.556	217.4	10	1:41.118	23.608	26.484	23.282	27.744	217.4		
11	1:40.907	23.521	26.654	23.174	27.558	220.8	11	1:41.014	23.422	26.655	23.261	27.676	223.0		
12	1:41.006	23.425	26.804	23.175	27.602	221.5	12	1:41.221	23.761	26.613	23.247	27.600	215.3		
13	1:41.141	23.545	26.600	23.287	27.709	216.0	13	1:41.074	23.591	26.567	23.307	27.609	224.4		
14	1:41.050	23.625	26.536	23.159	27.730	215.3	14	1:41.430	23.676	26.516	23.431	27.807	222.3		
15	1:41.166	23.384	26.657	23.324	27.801	221.5	15	1:41.324	23.694	26.505	23.430	27.695	225.9		
16	1:41.936	23.706	26.628	24.103	27.499	216.7	16	1:41.501	23.696	26.636	23.362	27.807	228.1		
83	ALVARO CARPE						ESP	8	EDDIE O'SHEA						GBR
	STV LAGLISSE RACING						HUSQVARNA		BRITISH TALENT TEAM						HONDA
1	1:48.786	30.057	27.235	23.770	27.724		1	1:48.659	30.126	27.278	23.585	27.670			
2	1:41.291	23.534	26.822	23.587	27.348	225.9	2	1:41.191	23.493	26.859	23.376	27.463	225.1		
3	1:40.884	23.548	26.700	23.166	27.470	228.9	3	1:41.317	24.177	26.551	23.217	27.372	226.6		
4	1:40.821	23.429	26.656	23.174	27.562	228.9	4	1:40.772	23.393	26.585	23.194	27.600	226.6		
5	1:40.948	23.701	26.543	23.163	27.541	224.4	5	1:41.011	23.676	26.536	23.188	27.611	228.1		
6	1:41.101	23.631	26.627	23.281	27.562	225.9	6	1:40.982	23.538	26.640	23.266	27.538	226.6		
7	1:41.083	23.700	26.680	23.242	27.461	223.0	7	1:41.443	23.858	26.644	23.342	27.599	228.1		
8	1:41.158	23.566	26.566	23.406	27.620	222.3	8	1:41.098	23.512	26.484	23.298	27.804	223.7		
9	1:41.209	23.752	26.561	23.297	27.599	223.7	9	1:41.206	23.741	26.640	23.319	27.506	220.1		
10	1:41.063	23.563	26.476	23.406	27.618	223.7	10	1:40.938	23.526	26.549	23.275	27.588	228.1		
11	1:41.060	23.590	26.591	23.274	27.605	225.1	11	1:40.967	23.700	26.559	23.199	27.509	228.9		
12	1:40.934	23.512	26.526	23.297	27.599	223.7	12	1:41.067	23.543	26.580	23.321	27.623	222.3		
13	1:41.133	23.614	26.560	23.311	27.648	221.5	13	1:41.543	23.486	26.555	23.378	28.124	225.9		
14	1:41.232	23.639	26.507	23.342	27.744	222.3	14	1:40.845	23.388	26.434	23.317	27.706	223.7		
15	1:41.211	23.504	26.660	23.329	27.718	224.4	15	1:41.296	23.489	26.734	23.480	27.593	228.9		
16	1:41.698	23.831	26.664	23.283	27.920	216.0	16	1:41.486	23.848	26.577	23.407	27.654	228.1		



JuniorGP


Finetwork FIM JuniorGP Ricardo Tormo

Race 2

Sector Analysis

— Invalidated Lap ■ Personal Best ■ Session Best B Crossing the pit lane

Lap	Time	Sector 1	Sector 2	Sector 3	Sector 4	T.Sp	Lap	Time	Sector 1	Sector 2	Sector 3	Sector 4	T.Sp
11	ADRIÁN CRUCES					ESP	55	NOAH DETTWILER					CHE
	STV LAGLISSE RACING					HUSQVARNA		CUNA DE CAMPEONES					KTM
1	1:48.991	30.070	27.504	23.588	27.829		1	1:49.869	30.507	27.675	23.821	27.866	
2	1:41.331	23.572	26.856	23.406	27.497	224.4	2	1:43.022	23.825	28.041	23.300	27.856	220.8
3	1:41.013	23.428	26.749	23.180	27.656	223.7	3	1:41.620	23.615	26.781	23.301	27.923	216.7
4	1:40.759	23.381	26.642	23.161	27.575	223.0	4	1:41.574	23.657	26.779	23.194	27.944	216.7
5	1:41.403	23.620	26.944	23.197	27.642	225.1	5	1:41.383	23.688	26.603	23.251	27.841	216.7
6	1:40.701	23.415	26.561	23.224	27.501	220.1	6	1:41.474	23.590	26.628	23.334	27.922	216.0
7	1:41.284	23.543	26.805	23.370	27.566	223.7	7	1:41.668	23.742	26.683	23.309	27.934	216.7
8	1:40.988	23.522	26.567	23.273	27.626	223.0	8	1:41.586	23.642	26.574	23.323	28.047	215.3
9	1:40.993	23.603	26.718	23.171	27.501	220.1	9	1:41.726	23.708	26.721	23.469	27.828	215.3
10	1:41.101	23.500	26.731	23.185	27.685	225.9	10	1:41.563	23.575	26.716	23.208	28.064	217.4
11	1:41.188	23.674	26.713	23.264	27.537	223.7	11	1:41.581	23.631	26.768	23.266	27.916	216.0
12	1:41.105	23.586	26.671	23.280	27.568	223.7	12	1:41.974	23.618	26.771	23.634	27.951	217.4
13	1:41.303	23.547	26.636	23.340	27.780	225.9	13	1:41.767	23.655	26.778	23.401	27.933	216.0
14	1:41.030	23.557	26.534	23.193	27.746	221.5	14	1:41.706	23.613	26.662	23.354	28.077	215.3
15	1:41.313	23.673	26.626	23.394	27.620	225.1	15	1:41.436	23.565	26.742	23.325	27.804	216.0
16	1:41.474	23.758	26.647	23.389	27.680	224.4	16	1:41.810	23.625	26.726	23.521	27.938	215.3
69	MARCOS RUDA					ESP	88	SHINYA EZAWA					JPN
	FINETWORK MIR RACING TEAM					KTM		ASIA TALENT TEAM					HONDA
1	1:48.367	29.586	27.445	23.779	27.557		1	1:49.632	30.612	27.435	23.692	27.893	
2	1:41.249	23.543	26.975	23.135	27.596	228.1	2	1:43.883	23.911	28.398	23.551	28.023	220.1
3	1:40.866	23.319	26.615	23.261	27.671	223.0	3	1:41.657	23.735	26.607	23.365	27.950	222.3
4	1:41.149	23.502	26.575	23.377	27.695	219.4	4	1:41.397	23.687	26.590	23.264	27.856	220.1
5	1:40.817	23.565	26.539	23.123	27.590	220.1	5	1:41.646	23.834	26.661	23.339	27.812	216.0
6	1:41.179	23.661	26.618	23.197	27.703	218.7	6	1:41.500	23.694	26.633	23.363	27.810	215.3
7	1:41.059	23.579	26.552	23.272	27.656	217.4	7	1:41.801	23.952	26.615	23.368	27.866	215.3
8	1:41.210	23.632	26.554	23.198	27.826	216.0	8	1:41.781	23.760	26.628	23.363	28.030	213.3
9	1:41.240	23.829	26.567	23.227	27.617	218.0	9	1:41.754	23.888	26.646	23.385	27.835	214.0
10	1:40.994	23.443	26.532	23.233	27.786	220.8	10	1:41.761	23.751	26.689	23.377	27.944	215.3
11	1:41.150	23.702	26.599	23.270	27.579	220.1	11	1:41.377	23.724	26.599	23.233	27.821	214.0
12	1:41.008	23.481	26.556	23.283	27.688	220.1	12	1:41.660	23.738	26.595	23.453	27.874	214.7
13	1:41.071	23.529	26.607	23.256	27.679	220.1	13	1:41.674	23.828	26.596	23.415	27.835	214.0
14	1:41.242	23.639	26.521	23.274	27.808	218.0	14	1:41.696	23.771	26.588	23.429	27.908	214.7
15	1:41.585	23.709	26.655	23.555	27.666	218.0	15	1:41.717	23.784	26.658	23.525	27.750	214.7
16	1:41.824	23.889	26.601	23.720	27.614	223.7	16	1:42.243	23.829	26.635	23.717	28.062	213.3
94	FACUNDO LLAMBIAS					URU	10	NICO CARRARO					ITA
	TEAM ESTRELLA GALICIA 0.0					HONDA		ASPAR JUNIOR TEAM					GASGAS
1	1:48.271	29.440	27.499	23.722	27.610		1	1:48.120	29.378	27.338	23.841	27.563	
2	1:41.505	23.771	26.906	23.339	27.489	225.1	2	1:40.448	23.523	26.378	23.079	27.468	224.4
3	1:42.700	24.991	26.853	23.220	27.636	225.1	3	1:40.903	23.287	26.547	23.412	27.657	223.7
4	1:40.929	23.518	26.595	23.113	27.703	218.7	4	1:40.925	23.454	26.720	23.154	27.597	226.6
5	1:41.095	23.643	26.588	23.166	27.698	218.0	5	1:40.430	23.286	26.426	23.122	27.596	225.9
6	1:40.979	23.619	26.525	23.188	27.647	219.4	6	1:40.774	23.502	26.522	23.176	27.574	225.9
7	1:40.921	23.577	26.547	23.216	27.581	219.4	7	1:40.465	23.376	26.438	23.168	27.483	223.7
8	1:40.970	23.520	26.535	23.169	27.746	218.7	8	1:40.674	23.271	26.572	23.186	27.645	223.7
9	1:40.891	23.581	26.614	23.166	27.530	219.4	9	1:41.110	23.365	26.907	23.263	27.575	227.4
10	1:40.675	23.437	26.391	23.161	27.686	223.7	10	1:40.676	23.313	26.350	23.229	27.784	227.4
11	1:41.095	23.597	26.575	23.386	27.537	225.1	11	1:40.910	23.454	26.701	23.228	27.527	228.1
12	1:41.351	23.490	26.753	23.388	27.720	224.4	12	1:41.150	23.413	26.739	23.431	27.567	226.6
13	1:41.033	23.556	26.626	23.198	27.653	219.4	13	1:40.753	23.419	26.375	23.329	27.630	221.5
14	1:41.047	23.517	26.520	23.277	27.733	223.7	14	1:40.897	23.544	26.643	23.124	27.586	222.3
15	1:41.422	23.570	26.576	23.508	27.768	223.0	15	1:41.287	23.596	26.572	23.352	27.767	221.5
16	1:41.490	23.727	26.677	23.303	27.783	220.1	16	2:01.408	23.462	26.636	39.727	31.583	223.7



JuniorGP

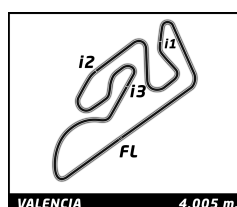
Finetwork FIM JuniorGP Ricardo Tormo

Race 2

Sector Analysis

— Invalidated Lap ■ Personal Best ■ Session Best B Crossing the pit lane

Lap	Time	Sector 1	Sector 2	Sector 3	Sector 4	T.Sp	Lap	Time	Sector 1	Sector 2	Sector 3	Sector 4	T.Sp
50 LEO RAMMERSTORFER AUT LIQUI MOLY HUSQVARNA INTACT C HUSQVARNA							34 CESARE TIEZZI ITA AC RACING TEAM KTM						
1	1:51.491	31.325	27.767	24.085	28.314		1	1:51.359	30.875	28.159	24.049	28.276	
2	1:42.732	23.810	27.286	23.653	27.983	224.4	2	1:44.355	24.144	28.231	23.586	28.394	220.1
3	1:42.342	23.850	26.986	23.444	28.062	223.0	3	1:43.196	23.818	27.462	23.734	28.182	215.3
4	1:41.882	23.616	26.891	23.389	27.986	221.5	4	1:42.769	23.763	27.316	23.585	28.105	215.3
5	1:41.990	23.708	26.737	23.525	28.020	218.7	5	1:42.985	23.989	27.159	23.647	28.190	214.7
6	1:41.819	23.617	26.765	23.585	27.852	218.0	6	1:42.700	23.898	27.000	23.718	28.084	214.7
7	1:42.016	23.643	26.836	23.486	28.051	218.0	7	1:42.946	23.869	27.118	23.746	28.213	212.0
8	1:42.212	23.776	26.830	23.571	28.035	218.7	8	1:43.177	23.882	27.100	23.744	28.451	212.7
9	1:42.779	23.924	26.897	23.799	28.159	219.4	9	1:43.017	23.897	27.085	23.639	28.396	212.7
10	1:42.184	23.713	26.800	23.596	28.075	218.7	10	1:43.376	24.008	27.160	23.714	28.494	214.0
11	1:42.371	23.823	26.892	23.686	27.970	220.1	11	1:42.697	23.934	27.078	23.518	28.167	212.7
12	1:42.525	23.807	27.110	23.621	27.987	218.7	12	1:43.617	24.218	27.118	23.921	28.360	214.7
13	1:42.834	23.915	26.948	23.899	28.072	218.7	13	1:43.653	24.104	27.057	23.990	28.502	213.3
14	1:42.634	23.977	26.944	23.638	28.075	220.8	14	1:43.619	24.161	27.079	23.899	28.480	216.0
15	1:42.567	23.792	26.897	23.768	28.110	218.7	15	1:43.316	24.134	27.249	23.632	28.301	216.7
16	1:42.645	23.902	26.922	23.740	28.081	220.1	16	1:43.297	23.944	27.121	23.950	28.282	217.4
91 KOTARO UCHIUMI JPN MTA JUNIOR TEAM KTM							37 ALESSIO MATTEI ITA MTA JUNIOR TEAM KTM						
1	1:50.150	30.323	27.662	24.080	28.085		1	1:50.618	31.054	27.476	23.872	28.216	
2	1:42.847	23.705	27.569	23.696	27.877	222.3	2	1:43.213	23.898	27.682	23.540	28.093	223.0
3	1:42.002	23.722	26.849	23.467	27.964	217.4	3	1:42.809	23.831	27.000	23.623	28.355	218.7
4	1:42.200	23.984	26.953	23.321	27.942	217.4	4	1:42.463	23.710	26.901	23.525	28.327	222.3
5	1:42.085	23.800	26.902	23.435	27.948	218.0	5	1:42.588	23.782	26.943	23.547	28.316	218.7
6	1:42.192	23.824	26.879	23.468	28.021	216.7	6	1:42.960	23.897	27.054	23.671	28.338	215.3
7	1:42.404	23.843	26.861	23.571	28.129	215.3	7	1:43.514	23.977	27.151	23.754	28.632	214.0
8	1:42.381	23.864	26.867	23.525	28.125	213.3	8	1:43.471	24.052	27.077	23.762	28.580	211.4
9	1:42.492	23.841	26.960	23.568	28.123	215.3	9	1:43.246	24.021	27.076	23.706	28.443	212.0
10	1:42.357	23.825	26.870	23.491	28.171	215.3	10	1:43.414	23.881	27.026	23.775	28.732	213.3
11	1:42.420	23.941	26.901	23.550	28.028	214.0	11	1:43.401	24.015	27.125	23.762	28.499	212.7
12	1:42.551	23.919	26.988	23.593	28.051	214.0	12	1:44.016	24.155	27.205	24.031	28.625	210.7
13	1:42.867	23.990	27.081	23.594	28.202	213.3	13	1:43.917	24.225	27.097	24.064	28.531	210.7
14	1:42.630	24.078	26.905	23.562	28.085	214.0	14	1:43.675	24.131	27.112	23.859	28.573	210.7
15	1:42.629	23.872	26.998	23.612	28.147	214.7	15	1:43.296	24.168	26.994	23.813	28.321	210.7
16	1:42.885	23.891	26.953	23.727	28.314	214.0	16	1:43.621	24.088	27.009	23.933	28.591	212.0
71 TORIN COLLINS CAN AGR TEAM KTM							74 ALEX GOURDON FRA TEAM ESTRELLA GALICIA 0,0 HONDA						
1	1:50.529	30.977	27.424	23.887	28.241		1	1:51.043	31.150	27.516	23.892	28.485	
2	1:42.872	23.812	27.550	23.466	28.044	218.7	2	1:42.967	23.897	27.423	23.626	28.021	216.7
3	1:42.757	24.023	26.921	23.564	28.249	216.7	3	1:43.224	24.143	27.089	23.744	28.248	217.4
4	1:42.551	23.780	27.268	23.454	28.049	215.3	4	1:43.219	24.067	27.015	23.817	28.320	214.7
5	1:42.155	23.748	26.874	23.441	28.092	217.4	5	1:44.255	24.477	27.210	23.974	28.594	211.4
6	1:41.902	23.656	26.762	23.484	28.000	216.0	6	1:43.275	24.064	26.987	23.940	28.284	210.7
7	1:42.058	23.707	26.784	23.521	28.046	215.3	7	1:44.409	24.327	27.321	24.196	28.565	210.1
8	1:41.972	23.746	26.759	23.438	28.029	214.0	8	1:44.444	24.477	27.245	24.083	28.639	208.2
9	1:42.677	23.831	26.839	23.830	28.177	216.7	9	1:44.848	24.398	27.482	24.248	28.720	207.6
10	1:42.220	23.692	26.825	23.545	28.158	217.4	10	1:44.634	24.399	27.299	24.175	28.761	209.5
11	1:42.337	23.769	26.858	23.672	28.038	216.7	11	1:44.727	24.486	27.366	24.109	28.766	208.8
12	1:42.537	23.727	27.075	23.708	28.027	217.4	12	1:44.985	24.531	27.504	24.318	28.632	206.9
13	1:42.807	23.847	26.971	23.635	28.354	216.0	13	1:45.317	24.880	27.490	24.232	28.715	207.6
14	1:42.733	23.946	27.008	23.603	28.176	218.0	14	1:44.997	24.557	27.514	24.303	28.623	207.6
15	1:42.447	23.799	26.793	23.708	28.147	215.3	15	1:45.056	24.464	27.593	24.342	28.657	207.6
16	1:42.716	23.894	26.917	23.766	28.139	215.3	16	1:45.779	24.637	27.710	24.502	28.930	205.7



JuniorGP

Finetwork FIM JuniorGP Ricardo Tormo

Race 2

Sector Analysis

— Invalidated Lap ■ Personal Best ■ Session Best B Crossing the pit lane

Lap	Time	Sector 1	Sector 2	Sector 3	Sector 4	T.Spd	Lap	Time	Sector 1	Sector 2	Sector 3	Sector 4	T.Spd	
28	GEOFFREY EMMANUEL						IND	3	1:40.887	23.527	26.638	23.119	27.603	228.1
	CUNA DE CAMPEONES						KTM							
1	1:52.335	31.296	28.131	24.319	28.589									
2	1:44.765	24.114	27.901	24.076	28.674	218.0								
3	1:44.888	24.239	27.655	24.292	28.702	214.0								
4	1:45.458	24.555	27.678	24.225	29.000	214.0								
5	1:44.840	24.343	27.563	24.053	28.881	211.4								
6	1:45.009	24.437	27.602	24.279	28.691	206.9								
7	1:44.810	24.176	27.657	24.308	28.669	212.0								
8	1:44.905	24.331	27.377	24.329	28.868	209.5								
9	1:44.964	24.275	27.574	24.332	28.783	211.4								
10	1:44.848	24.103	27.743	24.196	28.806	214.0								
11	1:44.802	24.275	27.566	24.227	28.734	210.7								
12	1:44.852	24.282	27.487	24.333	28.750	210.1								
13	1:45.843	24.987	27.490	24.391	28.975	209.5								
14	1:45.776	24.383	27.768	24.528	29.097	210.7								
15	1:45.699	24.305	27.651	24.623	29.120	210.1								
16	1:46.033	24.519	27.644	24.751	29.119	207.6								
22	DAVID ALMANSA						ESP							
	FINETWORK MIR RACING TEAM						KTM							
1	1:47.502	29.190	27.214	23.294	27.804									
19	ALESSANDRO MOROSI						ITA							
	EAGLE-1						KTM							
1	1:49.157	29.864	27.793	23.610	27.890									
14	CORMAC BUCHANAN						NZL							
	AGR TEAM						KTM							
1	1:49.373	30.414	27.348	23.787	27.824									
5	TATCHAKORN BUASRI						THA							
	HONDA RACING THAILAND						HONDA							
1	1:49.917	30.615	27.611	23.879	27.812									
23	ELIA BARTOLINI						ITA							
	TEAM ESTRELLA GALICIA 0,0						HONDA							
1	1:47.673	29.681	26.984	23.458	27.550									
2	1:40.522	23.390	26.438	23.105	27.589	225.1								
3	1:40.882	23.461	26.539	23.323	27.559	219.4								
4	1:40.898	23.582	26.557	23.135	27.624	224.4								
5	1:40.592	23.519	26.389	23.113	27.571	223.7								
6	1:40.596	23.467	26.353	23.303	27.473	223.7								
7	1:40.664	23.663	26.349	23.139	27.513	222.3								
8	1:40.636	23.355	26.452	23.214	27.615	221.5								
9	1:41.090	23.529	26.855	23.254	27.452	222.3								
10	1:40.879	23.481	26.584	23.210	27.604	223.0								
11	1:40.665	23.412	26.506	23.207	27.540	224.4								
12	1:41.379	23.447	26.778	23.502	27.652	225.1								
13	1:40.975	23.601	26.404	23.347	27.623	216.7								
14	1:40.886	23.485	26.650	23.210	27.541	223.0								
15	1:41.325	23.569	26.540	23.433	27.783	225.1								
7	JOEL ESTEBAN						ESP							
	ASPAR JUNIOR TEAM						GASGAS							
1	1:47.552	29.308	27.265	23.285	27.694									
2	1:40.272	23.252	26.498	22.986	27.536	220.1								
3	1:41.449	23.290	26.590	23.988	27.581	216.7								
4	1:40.849	23.522	26.573	23.165	27.589	225.1								
5	1:40.318	23.305	26.355	23.139	27.519	224.4								
6	1:40.550	23.418	26.413	23.177	27.542	219.4								
7	1:40.467	23.306	26.480	23.116	27.565	218.0								
8	1:40.788	23.351	26.772	23.126	27.539	218.0								
9	1:40.934	23.495	26.879	23.057	27.503	220.8								
10	1:41.069	23.607	26.587	23.226	27.649	226.6								
11	1:40.970	23.506	26.720	23.306	27.438	226.6								
12	1:41.483	23.485	26.700	23.331	27.967	227.4								
93	FADILLAH ARBI ADITAMA						IDN							
	ASTRA HONDA RACING TEAM						HONDA							
1	1:48.905	29.795	27.416	23.692	28.002									
2	1:41.117	23.548	26.751	23.308	27.510	226.6								