



ETC

FIM JUNIORGP WORLD CHAMPIONSHIP |

RACE 2 (15 Laps, 62,7 km.)

Classification

No	Rider	Nat	Team	Bike	Tires	Cl.	Laps	Total Time	Gap	Kph	Best Lap		
											Lap	Time	Kph
1	51 BRIAN URIARTE	SPA	TEAM ESTRELLA GALICIA 0.0	HONDA	BRIDGES	ETC	15	26:51.806	-	140.1	15	1:46.581	141.3
2	28 MÁXIMO QUILES	SPA	ASPAR JUNIOR TEAM	HONDA	BRIDGES	ETC	15	26:51.812	+0.006	140.1	13	1:46.485	141.4
3	11 DAVID GONZÁLEZ	SPA	CUNA DE CAMPEONES	HONDA	BRIDGES	ETC	15	26:51.902	+0.096	140.1	4	1:46.104	141.9
4	47 DODÓ BOGGIO	ITA	ASPAR JUNIOR TEAM	HONDA	BRIDGES	ETC	15	26:51.946	+0.140	140.1	12	1:46.546	141.3
5	93 ALBERTO FERRÁNDEZ	SPA	FINETWORK MIR JUNIOR TEAM	HONDA	BRIDGES	ETC	15	26:52.004	+0.198	140.1	12	1:46.659	141.2
6	27 RICO SALMELA	FIN	TEAM ESTRELLA GALICIA 0.0	HONDA	BRIDGES	ETC	15	26:52.230	+0.424	140.1	4	1:46.749	141.0
7	22 JESÚS TORRES	SPA	CUNA DE CAMPEONES	HONDA	BRIDGES	ETC	15	26:52.651	+0.845	140.0	7	1:46.130	141.9
8	21 RUCHÉ MOODLEY	RSA	FINETWORK MIR JUNIOR TEAM	HONDA	BRIDGES	ETC	15	26:53.337	+1.531	140.0	7	1:46.696	141.1
9	81 LORENZ LUCIANO	BEL	ARTBOX	HONDA	BRIDGES	ETC	15	26:53.398	+1.592	140.0	12	1:46.790	141.0
10	24 GUILLEM PLANQUES	FRA	FIRST BIKE ACADEMY	HONDA	BRIDGES	ETC	15	26:53.565	+1.759	140.0	6	1:46.403	141.5
11	71 HAMAD AL-SAHOUTI	QAT	TEAM IMPALA HONDA	HONDA	BRIDGES	ETC	15	26:58.859	+7.053	139.5	4	1:46.494	141.4
12	7 BEÑAT FERNANDEZ	SPA	FRANCO RACING VHC TEAM	HONDA	BRIDGES	ETC	15	26:58.866	+7.060	139.5	4	1:46.589	141.2
13	26 PAU ALSINA	SPA	ARTBOX	HONDA	BRIDGES	ETC	15	26:58.924	+7.118	139.5	6	1:46.841	140.9
14	50 CARTER THOMPSON	AUS	AGR TEAM	HONDA	BRIDGES	ETC	15	27:07.116	+15.310	138.8	4	1:46.869	140.9
15	25 GONZALO PÉREZ	SPA	TEAM LARRESPORT	HONDA	BRIDGES	ETC	15	27:07.134	+15.328	138.8	2	1:47.072	140.6
16	12 ADRIANO DONOSO	SPA	TEAM HONDA LAGLISSE	HONDA	BRIDGES	ETC	15	27:07.188	+15.382	138.8	5	1:47.289	140.3
17	43 AMANUEL BRINTON	GBR	TEAM ESTRELLA GALICIA 0.0	HONDA	BRIDGES	ETC	15	27:07.313	+15.507	138.8	3	1:47.449	140.1
18	72 EDOARDO LIGUORI	ITA	DODICI MOTORSPORT	HONDA	BRIDGES	ETC	15	27:07.394	+15.588	138.8	4	1:47.201	140.4
19	90 LUCA AGOSTINELLI	VIE	IGAXTEAM	HONDA	BRIDGES	ETC	15	27:21.400	+29.594	137.6	5	1:47.951	139.5
20	94 MARC AGUILAR	SPA	TEAM LARRESPORT	HONDA	BRIDGES	ETC	15	27:21.407	+29.601	137.6	2	1:47.960	139.5
21	17 PEDRO ALOMAR	SPA	IGAXTEAM	HONDA	BRIDGES	ETC	15	27:21.449	+29.643	137.6	4	1:48.123	139.2
22	38 MATTEO ROMAN	FRA	JEG RACING	HONDA	BRIDGES	ETC	15	27:21.511	+29.705	137.6	5	1:47.753	139.7
23	6 BENJAMIN CAILLET	FRA	VILTAIS RACING JUNIOR	HONDA	BRIDGES	ETC	15	27:21.812	+30.006	137.5	11	1:47.976	139.4
24	18 EDOARDO BERTOLA	ITA	AC RACING TEAM	HONDA	BRIDGES	ETC	15	27:21.859	+30.053	137.5	5	1:48.058	139.3
25	20 OWEN VAN TRIGT	NED	AGR TEAM	HONDA	BRIDGES	ETC	15	27:22.517	+30.711	137.5	5	1:47.873	139.6
26	3 VASILIS PANTELEAKIS	GRE	ARTBOX	HONDA	BRIDGES	ETC	15	27:25.850	+34.044	137.2	11	1:48.098	139.3
Not classified													
31	GIULIO PUGLIESE	ITA	AC RACING TEAM	HONDA	BRIDGES	ETC	12	22:17.526			2	1:47.356	140.2
Retired													
33	ENZO BELLON	FRA	MB38 BY MECASPORT	HONDA	BRIDGES	ETC	14	25:31.779			6	1:48.211	139.1
1	GUIDO PINI	ITA	AC RACING TEAM	HONDA	BRIDGES	ETC	13	23:17.087			13	1:46.734	141.1
13	HAKIM DANISH	MAL	MONLAU MOTUL	HONDA	BRIDGES	ETC	13	23:17.689			5	1:46.109	141.9

Pole Position:

BRIAN URIARTE

Fastest Lap:

Lap4

DAVID GONZÁLEZ

1:46.104

141.9 Kph

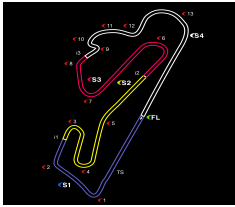
Published at: 15:15

Track Status: **DRY**

Clerk of the course:

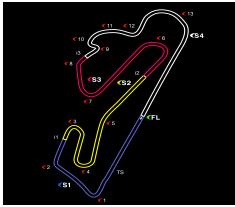
João Pedro Lima

Timekeeper



ETC FIM JUNIORGP WORLD CHAMPIONSHIP ESTORIL 2023 RACE 2 Sector Analysis

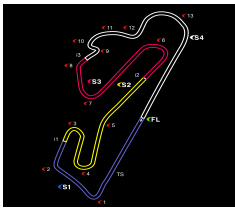
_ Invalidated Lap							■ Personal Best							■ Session Best							B Crossing the pit lane																																																																																										
Lap	Time	Sector 1	Sector 2	Sector 3	Sector 4	Elapsed	Lap	Time	Sector 1	Sector 2	Sector 3	Sector 4	Elapsed	Lap	Time	Sector 1	Sector 2	Sector 3	Sector 4	Elapsed	Lap	Time	Sector 1	Sector 2	Sector 3	Sector 4	Elapsed																																																																																				
1 GUIDO PINI AC RACING TEAM ITA HONDA							3	1:47.244	21.600	27.458	24.529	33.657	5:28.324	4	1:46.589	21.364	27.341	24.570	33.314	7:14.913	5	1:47.338	21.466	27.428	24.965	33.479	9:02.251	6	1:46.703	21.404	27.481	24.582	33.236	10:48.954	7	1:47.939	21.410	27.495	25.095	33.939	12:36.893	8	1:48.067	22.095	27.600	24.553	33.819	14:24.960	9	1:47.428	21.733	27.628	24.525	33.542	16:12.388	10	1:47.374	21.421	27.819	24.669	33.465	17:59.762	11	1:47.154	21.602	27.643	24.531	33.378	19:46.916	12	1:47.410	21.547	27.528	24.796	33.539	21:34.326	13	1:48.215	21.657	27.924	24.914	33.720	23:22.541	14	1:48.233	21.657	27.843	24.893	33.840	25:10.774	15	1:48.092	21.579	27.730	24.920	33.863	26:58.866														
3 VASILIS PANTELEAKIS ARTBOX GRE HONDA							1	1:54.136	28.256	28.143	24.449	33.288	1:54.136	2	1:46.624	21.574	27.395	24.321	33.334	3:40.760	3	1:46.862	21.402	27.464	24.582	33.414	5:27.622	4	1:46.104	21.354	27.463	24.222	33.065	7:13.726	5	1:46.823	21.255	27.551	24.289	33.728	9:00.549	6	1:47.583	21.842	28.328	24.354	33.059	10:48.132	7	1:46.770	21.286	27.536	24.549	33.399	12:34.902	8	1:47.261	22.078	27.439	24.508	33.236	14:22.163	9	1:47.198	21.447	27.665	24.541	33.545	16:09.361	10	1:47.285	21.854	27.527	24.531	33.373	17:56.646	11	1:46.954	21.530	27.653	24.491	33.280	19:43.600	12	1:47.176	21.666	27.924	24.347	33.239	21:30.776	13	1:46.592	21.453	27.435	24.279	33.425	23:17.368	14	1:47.899	21.993	27.861	24.750	33.295	25:05.267	15	1:46.635	21.612	27.435	24.320	33.268	26:51.902
6 BENJAMIN CAILLET VILTAIS RACING JUNIOR FRA HONDA							1	1:55.050	28.090	28.399	25.008	33.553	1:55.050	2	1:47.471	21.682	27.623	24.576	33.590	3:42.521	3	1:48.231	21.732	27.672	24.726	34.101	5:30.752	4	1:47.836	22.010	27.531	24.506	33.789	7:18.588	5	1:47.289	21.669	27.617	24.524	33.479	9:05.877	6	1:47.495	21.605	27.650	24.491	33.749	10:53.372	7	1:47.844	21.807	27.857	24.482	33.698	12:41.216	8	1:48.186	21.696	27.897	24.663	33.930	14:29.402	9	1:48.780	22.003	27.920	24.808	34.049	16:18.182	10	1:48.428	21.673	27.973	24.933	33.849	18:06.610	11	1:48.213	21.851	27.914	24.665	33.783	19:54.823	12	1:48.139	21.700	27.812	24.645	33.982	21:42.962	13	1:48.189	21.748	27.879	24.644	33.918	23:31.151	14	1:48.168	21.998	27.781	24.707	33.682	25:19.319	15	1:47.869	21.757	27.763	24.678	33.671	27:07.188
7 BEÑAT FERNANDEZ FRANDO RACING VHC TEAM SPA HONDA							1	1:52.186	26.137	27.893	24.757	33.399	1:52.186	2	1:47.573	21.751	27.474	24.804	33.544	3:39.759	3	1:47.514	21.924	27.570	24.801	33.219	5:27.273	4	1:47.442	21.697	27.539	24.639	33.567	7:14.715	5	1:46.109	21.419	27.343	24.340	33.007	9:00.824																																																																						



ETC FIM JUNIORGP WORLD CHAMPIONSHIP ESTORIL 2023 RACE 2

Sector Analysis

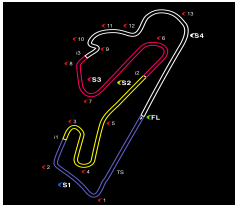
_ Invalidated Lap							■ Personal Best							■ Session Best							B Crossing the pit lane													
Lap	Time	Sector 1	Sector 2	Sector 3	Sector 4	Elapsed	Lap	Time	Sector 1	Sector 2	Sector 3	Sector 4	Elapsed	Lap	Time	Sector 1	Sector 2	Sector 3	Sector 4	Elapsed	Lap	Time	Sector 1	Sector 2	Sector 3	Sector 4	Elapsed							
6	1:46.956	21.739	27.596	24.572	33.049	10:47.780	11	1:48.470	21.906	27.964	24.786	33.814	20:05.214	12	1:49.056	22.264	28.082	24.729	33.981	21:54.270	13	1:48.546	21.857	28.336	24.686	33.667	23:42.816							
7	1:47.228	21.594	27.702	24.725	33.207	12:35.008	14	1:50.511	21.786	28.307	25.360	35.058	25:33.327	15	1:49.190	22.090	28.040	24.722	34.338	27:22.517	15	1:49.190	22.090	28.040	24.722	34.338	27:22.517							
8	1:47.286	21.421	27.728	25.052	33.085	14:22.294	21 RUCHÉ MOODLEY RSA FINETWORK MIR JUNIOR TEAM HONDA							1	1:53.222	27.080	27.935	24.851	33.356	1:53.222														
9	1:47.465	21.483	27.500	24.774	33.708	16:09.759	2	1:47.048	21.579	27.552	24.643	33.274	3:40.270	3	1:47.526	21.654	27.586	24.817	33.469	5:27.796	4	1:47.082	21.527	27.358	24.772	33.425	7:14.878							
10	1:47.515	21.559	27.426	25.031	33.499	17:57.274	5	1:47.334	21.664	27.585	24.557	33.528	9:02.212	6	1:46.704	21.397	27.463	24.574	33.270	10:48.916	7	1:46.696	21.361	27.556	24.534	33.245	12:35.612							
11	1:46.775	21.448	27.355	24.604	33.368	19:44.049	8	1:47.562	21.731	27.506	24.853	33.472	14:23.174	9	1:47.229	21.445	27.542	24.532	33.710	16:10.403	10	1:47.294	21.604	27.562	24.532	33.596	17:57.697							
12	1:47.490	21.494	27.707	24.815	33.474	21:31.539	11	1:47.141	21.457	27.535	24.404	33.745	19:44.838	12	1:47.194	21.401	27.537	24.651	33.605	21:32.032	13	1:47.010	21.419	27.512	24.567	33.512	23:19.042							
13	1:46.150	21.569	27.384	24.245	32.952	23:17.689	14	1:46.963	21.457	27.443	24.456	33.607	25:06.005	15	1:47.332	21.532	27.619	24.442	33.739	26:53.337	22 JESÚS TORRES SPA CUNA DE CAMPEONES HONDA													
17 PEDRO ALOMAR SPA IGAXTEAM HONDA							1	1:55.931	28.847	28.364	25.077	33.643	1:55.931	2	1:47.362	21.472	27.654	24.817	33.419	3:43.293	3	1:46.848	21.413	27.386	24.634	33.415	5:30.141	4	1:46.456	21.574	27.449	24.416	33.017	7:16.597
1	1:56.013	28.916	28.289	24.899	33.909	1:56.013	5	1:46.735	21.677	27.503	24.499	33.056	9:03.332	6	1:46.579	21.670	27.531	24.389	32.989	10:49.911	7	1:46.130	21.150	27.375	24.490	33.115	12:36.041							
2	1:49.230	23.049	27.781	24.621	33.779	3:45.243	8	1:47.209	21.401	27.755	24.676	33.377	14:23.250	9	1:47.341	21.538	27.615	24.533	33.655	16:10.591	10	1:47.276	21.491	27.769	24.529	33.487	17:57.867							
3	1:48.390	21.856	27.875	24.610	34.049	5:33.633	11	1:46.608	21.489	27.498	24.266	33.355	19:44.475	12	1:47.071	21.507	27.499	24.628	33.437	21:31.546	13	1:46.889	21.670	27.665	24.327	33.227	23:18.435							
4	1:48.123	22.000	27.596	24.776	33.751	7:21.756	14	1:47.010	21.777	27.557	24.437	33.239	25:05.445	15	1:47.206	21.746	27.489	24.400	33.571	26:52.651	24 GUILLEM PLANQUES FRA FIRST BIKE ACADEMY HONDA													
5	1:48.203	21.884	27.957	24.683	33.679	9:09.959	1	1:52.962	26.718	27.866	24.834	33.544	1:52.962	2	1:47.130	21.478	27.703	24.500	33.449	3:40.092	3	1:48.645	21.938	27.876	25.089	33.742	5:28.737							
6	1:49.272	21.923	28.077	25.131	34.141	10:59.231	4	1:47.123	21.443	27.466	24.523	33.691	7:15.860	5	1:47.171	21.317	27.710	24.648	33.496	9:03.031	6	1:46.403	21.445	27.365	24.311	33.282	10:49.434							
7	1:48.833	21.873	28.220	24.794	33.946	12:48.064	7	1:46.585	21.503	27.367	24.462	33.253	12:36.019	8	1:47.620	21.525	27.670	24.606	33.819	14:23.639	9	1:47.197	21.264	27.935	24.441	33.557	16:10.836							
8	1:48.956	21.788	27.959	24.881	34.328	14:37.020	10	1:46.985	21.456	27.578	24.354	33.597	17:57.821	11	1:47.140	21.864	27.414	24.424	33.438	19:44.961	12	1:47.139	21.683	27.279	24.603	33.574	21:32.100							
9	1:49.440	22.090	27.916	25.060	34.374	16:26.460	13	1:46.990	21.524	27.434	24.681	33.351	23:19.090																					
10	1:49.731	22.343	28.068	25.074	34.246	18:16.191																												
11	1:48.592	21.885	27.657	24.633	34.417	20:04.783																												
12	1:48.907	22.535	27.962	24.728	33.682	21:53.690																												
13	1:48.398	22.175	27.837	24.512	33.874	23:42.088																												
14	1:50.127	21.924	28.001	25.767	34.435	25:32.215																												
15	1:49.234	21.863	27.975	25.070	34.326	27:21.449																												
18 EDOARDO BERTOLA ITA AC RACING TEAM HONDA																																		
1	1:57.162	29.090	28.538	25.173	34.361	1:57.162																												
2	1:48.144	21.775	27.895	24.833	33.641	3:45.306																												
3	1:48.666	21.831	27.992	24.785	34.058	5:33.972																												
4	1:48.483	22.364	27.646	24.765	33.708	7:22.455																												
5	1:48.058	21.876	27.663	24.963	33.556	9:10.513																												
6	1:48.990	21.671	28.305	25.014	34.000	10:59.503																												
7	1:48.553	22.060	27.874	24.979	33.640	12:48.056																												
8	1:48.903	21.828	27.871	25.118	34.086	14:36.959																												
9	1:49.524	21.952	27.895	25.095	34.582	16:26.483																												
10	1:49.211	21.769	28.002	25.516	33.924	18:15.694																												
11	1:49.076	22.002	27.804	24.869	34.401	20:04.770																												
12	1:48.937	22.310	27.803	25.046	33.778	21:53.707																												
13	1:48.437	21.655	27.697	24.967	34.118	23:42.144																												
14	1:50.501	22.058	28.069	25.811	34.563	25:32.645																												
15	1:49.214	21.746	27.950	25.309	34.209	27:21.859																												
20 OWEN VAN TRIGT NED AGR TEAM HONDA																																		
1	1:57.810	29.353	28.769	25.442	34.246	1:57.810																												
2	1:48.268	21.842	27.968	24.624	33.834	3:46.078																												
3	1:48.353	21.674	28.065	24.660	33.954	5:34.431																												
4	1:48.876	22.242	27.950	24.624	34.060	7:23.307																												
5	1:47.873	21.723	27.878	24.671	33.601	9:11.180																												
6	1:48.569	21.460	28.108	24.900	34.101	10:59.749																												
7	1:48.986	22.146	28.048	24.848	33.944	12:48.735																												
8	1:48.778	22.074	27.990	24.642	34.072	14:37.513																												
9	1:49.773	22.034	28.150	25.101	34.488	16:27.286																												
10	1:49.458	22.024	28.178	25.101	34.155	18:16.744																												



ETC FIM JUNIORGP WORLD CHAMPIONSHIP ESTORIL 2023 RACE 2 Sector Analysis

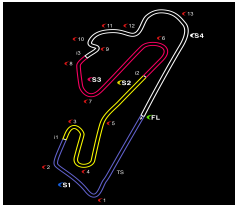
— Invalidated Lap ■ Personal Best ■ Session Best B Crossing the pit lane

Lap	Time	Sector 1	Sector 2	Sector 3	Sector 4	Elapsed	Lap	Time	Sector 1	Sector 2	Sector 3	Sector 4	Elapsed		
14	1:47.038	21.634	27.469	24.455	33.480	25:06.128	28 MÁXIMO QUILES ASPAR JUNIOR TEAM SPA HONDA	1	1:52.381	26.493	27.695	24.679	33.514	1:52.381	
15	1:47.437	22.159	27.519	24.445	33.314	26:53.565		2	1:47.276	21.458	27.473	24.516	33.829	3:39.657	
25 GONZALO PÉREZ TEAM LARRESPORT SPA HONDA	1	1:54.118	27.664	27.955	24.881	33.618		1:54.118	3	1:47.247	21.514	27.546	24.570	33.617	5:26.904
	2	1:47.072	21.804	27.622	24.494	33.152		3:41.190	4	1:47.772	21.962	27.509	24.855	33.446	7:14.676
	3	1:47.315	21.446	27.449	24.803	33.617		5:28.505	5	1:46.724	21.652	27.354	24.467	33.251	9:01.400
	4	1:47.161	21.490	27.566	24.479	33.626		7:15.666	6	1:46.986	21.491	27.651	24.434	33.410	10:48.386
	5	1:47.337	21.379	27.637	24.458	33.863		9:03.003	7	1:47.094	21.523	27.392	24.741	33.438	12:35.480
	6	1:47.664	21.827	27.670	24.374	33.793		10:50.667	8	1:47.586	21.712	27.499	24.764	33.611	14:23.066
	7	1:47.546	21.671	27.699	24.456	33.720		12:38.213	9	1:47.370	21.661	27.491	24.664	33.554	16:10.436
	8	1:47.829	21.651	27.772	24.659	33.747		14:26.042	10	1:47.034	21.471	27.471	24.503	33.589	17:57.470
	9	1:48.266	21.592	27.769	25.132	33.773		16:14.308	11	1:46.924	21.540	27.358	24.461	33.565	19:44.394
	10	1:48.421	22.005	28.052	24.643	33.721		18:02.729	12	1:46.574	21.501	27.338	24.503	33.232	21:30.968
	11	1:48.396	21.785	27.964	24.863	33.784		19:51.125	13	1:46.485	21.559	27.381	24.408	33.137	23:17.453
	12	1:48.506	21.939	27.994	24.722	33.851		21:39.631	14	1:47.639	21.596	27.532	24.863	33.648	25:05.092
	13	1:49.530	22.302	28.261	24.746	34.221		23:29.161	15	1:46.720	21.541	27.406	24.287	33.486	26:51.812
	14	1:48.842	22.094	27.924	24.865	33.959		25:18.003	31 GIULIO PUGLIESE AC RACING TEAM ITA HONDA	1	1:54.264	27.782	28.120	24.692	33.670
	15	1:49.131	22.409	28.180	24.661	33.881	27:07.134	2		1:47.356	21.892	27.357	24.752	33.355	3:41.620
26 PAU ALSINA ARTBOX SPA HONDA	1	1:53.667	27.407	27.852	24.743	33.665	1:53.667	3		1:49.247	22.178	27.537	25.045	34.487	5:30.867
	2	1:46.907	21.365	27.565	24.489	33.488	3:40.574	4		1:47.528	21.789	27.292	24.636	33.811	7:18.395
	3	1:47.443	21.535	27.738	24.620	33.550	5:28.017	5		1:48.621	21.482	28.668	24.773	33.698	9:07.016
	4	1:47.108	21.387	27.486	24.854	33.381	7:15.125	6		1:48.886	22.339	27.775	24.955	33.817	10:55.902
	5	1:47.930	21.667	27.758	24.511	33.994	9:03.055	7		1:50.381	23.337	28.119	24.834	34.091	12:46.283
	6	1:46.841	21.563	27.574	24.320	33.384	10:49.896	8		1:49.084	21.923	28.080	24.956	34.125	14:35.367
	7	1:47.007	21.329	27.593	24.376	33.709	12:36.903	9		1:51.668	22.113	28.049	27.173	34.333	16:27.035
	8	1:47.119	21.427	27.486	24.397	33.809	14:24.022	10		1:51.151	21.867	27.856	25.336	36.092	18:18.186
	9	1:47.030	21.295	27.597	24.698	33.440	16:11.052	11		1:51.228	21.838	27.836	26.920	34.634	20:09.414
	10	1:47.325	21.554	27.695	24.449	33.627	17:58.377	12		2:08.112 B	24.079	28.465	25.590	49.978	22:17.526
	11	1:47.694	21.415	27.692	24.845	33.742	19:46.071	33 ENZO BELLON MB38 BY MECASPORT FRA HONDA	1	1:57.683	28.770	28.878	25.732	34.303	1:57.683
12	1:48.166	21.806	27.904	24.645	33.811	21:34.237	2		1:48.247	21.731	27.795	24.908	33.813	3:45.930	
13	1:48.118	22.007	27.702	24.713	33.696	23:22.355	3		1:48.315	21.704	27.734	24.979	33.898	5:34.245	
14	1:48.215	21.794	27.836	24.856	33.729	25:10.570	4		1:48.848	22.288	27.759	24.821	33.980	7:23.093	
15	1:48.354	21.676	27.799	24.806	34.073	26:58.924	5		1:48.633	21.929	27.898	25.022	33.784	9:11.726	
27 RICO SALMELA TEAM ESTRELLA GALICIA 0,0 FIN HONDA	1	1:52.525	26.532	27.681	24.973	33.339	1:52.525		6	1:48.211	21.702	27.871	24.716	33.922	10:59.937
	2	1:47.184	21.539	27.548	24.650	33.447	3:39.709		7	1:48.715	21.813	27.924	25.026	33.952	12:48.652
	3	1:47.234	21.624	27.473	24.853	33.284	5:26.943		8	1:48.667	21.940	27.749	24.954	34.024	14:37.319
	4	1:46.749	21.365	27.473	24.615	33.296	7:13.692		9	1:49.653	21.945	28.174	24.837	34.697	16:26.972
	5	1:46.889	21.392	27.544	24.595	33.358	9:00.581		10	1:49.608	22.191	28.107	25.172	34.138	18:16.580
	6	1:47.094	21.751	27.550	24.625	33.168	10:47.675		11	1:48.400	21.958	27.916	24.776	33.750	20:04.980
	7	1:47.236	21.313	27.781	24.589	33.553	12:34.911		12	1:48.239	21.810	27.885	24.783	33.761	21:53.219
	8	1:47.320	21.986	27.427	24.569	33.338	14:22.231		13	1:48.679	21.654	27.880	24.969	34.176	23:41.898
	9	1:47.247	21.283	27.795	24.800	33.369	16:09.478		14	1:49.881	22.021	27.952	25.670	34.238	25:31.779
	10	1:47.058	21.359	27.636	24.627	33.436	17:56.536	38 MATTEO ROMAN JEG RACING FRA HONDA	1	1:56.722	28.991	28.568	25.136	34.027	1:56.722
	11	1:47.168	21.585	27.499	24.867	33.217	19:43.704		2	1:48.309	21.719	27.743	24.952	33.895	3:45.031
	12	1:46.772	21.417	27.839	24.405	33.111	21:30.476		3	1:48.546	21.751	27.749	24.956	34.090	5:33.577
	13	1:47.085	21.918	27.497	24.582	33.088	23:17.561		4	1:49.583	22.703	27.644	25.520	33.716	7:23.160
	14	1:47.744	21.733	27.408	25.248	33.355	25:05.305								
	15	1:46.925	21.712	27.411	24.419	33.383	26:52.230								



ETC FIM JUNIORGP WORLD CHAMPIONSHIP ESTORIL 2023 RACE 2 Sector Analysis

_ Invalidated Lap							■ Personal Best	■ Session Best	B Crossing the pit lane					
Lap	Time	Sector 1	Sector 2	Sector 3	Sector 4	Elapsed	Lap	Time	Sector 1	Sector 2	Sector 3	Sector 4	Elapsed	
5	1:47.753	21.556	27.721	25.029	33.447	9:10.913	8	1:47.547	21.571	27.692	24.588	33.696	14:25.878	
6	1:48.321	21.514	28.014	24.913	33.880	10:59.234	9	1:47.999	21.683	27.748	24.700	33.868	16:13.877	
7	1:48.250	21.894	27.791	24.681	33.884	12:47.484	10	1:48.314	21.731	27.932	24.803	33.848	18:02.191	
8	1:49.372	22.132	27.907	25.028	34.305	14:36.856	11	1:48.972	21.917	28.172	24.948	33.935	19:51.163	
9	1:49.539	21.939	27.799	25.197	34.604	16:26.395	12	1:48.513	22.018	27.973	24.758	33.764	21:39.676	
10	1:49.131	22.117	27.826	25.252	33.936	18:15.526	13	1:49.494	22.232	28.226	24.707	34.329	23:29.170	
11	1:49.018	22.046	27.760	24.666	34.546	20:04.544	14	1:49.226	22.023	27.901	24.932	34.370	25:18.396	
12	1:48.207	21.872	27.834	24.734	33.767	21:52.751	15	1:48.720	21.957	28.169	24.891	33.703	27:07.116	
13	1:48.635	21.785	27.981	24.965	33.904	23:41.386								
14	1:50.343	22.339	28.029	25.636	34.339	25:31.729								
15	1:49.782	22.007	28.174	24.898	34.703	27:21.511								
43 AMANUEL BRINTON GBR							51 BRIAN URIARTE SPA							
TEAM ESTRELLA GALICIA 0,0 HONDA							TEAM ESTRELLA GALICIA 0,0 HONDA							
1	1:55.795	28.648	28.196	25.086	33.865	1:55.795	1	1:52.057	26.237	27.790	24.591	33.439	1:52.057	
2	1:47.606	21.930	27.608	24.635	33.433	3:43.401	2	1:47.616	21.396	27.655	24.455	34.110	3:39.673	
3	1:47.449	21.601	27.535	24.788	33.525	5:30.850	3	1:47.313	21.853	27.631	24.668	33.161	5:26.986	
4	1:47.660	21.550	27.577	24.643	33.890	7:18.510	4	1:46.595	21.234	27.491	24.442	33.428	7:13.581	
5	1:47.502	21.589	27.842	24.637	33.434	9:06.012	5	1:47.064	21.782	27.509	24.564	33.209	9:00.645	
6	1:47.823	21.608	27.696	24.594	33.925	10:53.835	6	1:46.934	21.258	27.656	24.435	33.585	10:47.579	
7	1:48.175	21.604	27.949	24.744	33.878	12:42.010	7	1:47.374	21.630	27.658	24.625	33.461	12:34.953	
8	1:47.719	21.692	27.826	24.503	33.698	14:29.729	8	1:47.148	21.551	27.586	24.299	33.712	14:22.101	
9	1:48.523	21.811	27.941	24.758	34.013	16:18.252	9	1:47.415	21.923	27.408	24.799	33.285	16:09.516	
10	1:48.580	21.763	27.962	24.853	34.002	18:06.832	10	1:46.898	21.131	27.724	24.533	33.510	17:56.414	
11	1:48.171	21.783	27.993	24.593	33.802	19:55.003	11	1:46.823	21.449	27.609	24.328	33.437	19:43.237	
12	1:48.509	21.890	27.836	24.842	33.941	21:43.512	12	1:46.804	21.466	27.569	24.328	33.441	21:30.041	
13	1:48.395	21.721	27.855	24.453	34.366	23:31.907	13	1:47.022	21.315	27.644	24.508	33.555	23:17.063	
14	1:47.912	21.959	27.831	24.594	33.528	25:19.819	14	1:48.162	21.629	27.847	24.826	33.860	25:05.225	
15	1:47.494	21.623	27.683	24.673	33.515	27:07.313	15	1:46.581	21.234	27.609	24.450	33.288	26:51.806	
47 DODÓ BOGGIO ITA							71 HAMAD AL-SAHOUTI QAT							
ASPAR JUNIOR TEAM HONDA							TEAM IMPALA HONDA HONDA							
1	1:53.937	27.487	27.840	24.840	33.770	1:53.937	1	1:54.849	27.901	28.292	25.028	33.628	1:54.849	
2	1:47.286	21.708	27.588	24.498	33.492	3:41.223	2	1:47.247	21.474	27.675	24.581	33.517	3:42.096	
3	1:47.231	21.611	27.451	24.863	33.306	5:28.454	3	1:47.365	21.526	27.531	24.711	33.597	5:29.461	
4	1:46.728	21.629	27.454	24.435	33.210	7:15.182	4	1:46.494	21.362	27.418	24.448	33.266	7:15.955	
5	1:47.071	21.499	27.601	24.589	33.382	9:02.253	5	1:47.283	21.510	27.512	24.809	33.452	9:03.238	
6	1:46.853	21.501	27.457	24.651	33.244	10:49.106	6	1:47.400	21.700	27.600	24.801	33.299	10:50.638	
7	1:46.562	21.370	27.416	24.555	33.221	12:35.668	7	1:47.268	21.498	27.697	24.490	33.583	12:37.906	
8	1:46.982	21.597	27.449	24.615	33.321	14:22.650	8	1:47.199	21.456	27.521	24.611	33.611	14:25.105	
9	1:47.370	21.498	27.451	24.817	33.604	16:10.020	9	1:47.113	21.530	27.575	24.531	33.477	16:12.218	
10	1:46.783	21.416	27.440	24.634	33.293	17:56.803	10	1:47.457	21.450	27.861	24.646	33.500	17:59.675	
11	1:46.772	21.563	27.370	24.502	33.337	19:43.575	11	1:47.155	21.585	27.568	24.516	33.486	19:46.830	
12	1:46.546	21.430	27.407	24.365	33.344	21:30.121	12	1:47.333	21.476	27.577	24.806	33.474	21:34.163	
13	1:47.052	21.465	27.438	24.601	33.548	23:17.173	13	1:48.148	21.687	28.025	24.637	33.799	23:22.311	
14	1:47.881	21.571	27.763	24.742	33.805	25:05.054	14	1:48.178	21.787	27.778	24.854	33.759	25:10.489	
15	1:46.892	21.722	27.593	24.394	33.183	26:51.946	15	1:48.370	21.672	27.923	25.198	33.577	26:58.859	
50 CARTER THOMPSON AUS							72 EDOARDO LIGUORI ITA							
AGR TEAM HONDA							DODICI MOTORSPORT HONDA							
1	1:54.821	27.346	28.655	24.835	33.985	1:54.821	1	1:55.294	28.029	28.500	25.157	33.608	1:55.294	
2	1:47.572	21.597	27.786	24.619	33.570	3:42.393	2	1:47.437	21.652	27.503	24.804	33.478	3:42.731	
3	1:47.245	21.587	27.570	24.711	33.377	5:29.638	3	1:47.966	21.439	27.365	25.029	34.133	5:30.697	
4	1:46.869	21.461	27.593	24.511	33.304	7:16.507	4	1:47.201	21.484	27.497	24.523	33.697	7:17.898	
5	1:47.402	21.634	27.605	24.726	33.437	9:03.909	5	1:47.732	21.574	27.531	24.765	33.862	9:05.630	
6	1:46.935	21.519	27.492	24.553	33.371	10:50.844	6	1:48.090	21.655	27.580	24.753	34.102	10:53.720	
7	1:47.487	21.577	27.678	24.436	33.796	12:38.331	7	1:48.157	21.621	28.016	24.742	33.778	12:41.877	
							8	1:47.662	21.468	27.618	24.734	33.842	14:29.539	
							9	1:48.514	21.818	27.803	24.795	34.098	16:18.053	
							10	1:48.493	21.765	27.934	24.843	33.951	18:06.546	



ETC FIM JUNIORGP WORLD CHAMPIONSHIP ESTORIL 2023 RACE 2

Sector Analysis

— Invalidated Lap ■ Personal Best ■ Session Best B Crossing the pit lane

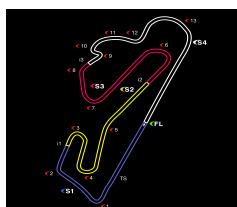
Lap	Time	Sector 1	Sector 2	Sector 3	Sector 4	Elapsed	Lap	Time	Sector 1	Sector 2	Sector 3	Sector 4	Elapsed
11	1:48.235	21.747	27.808	24.755	33.925	19:54.781	14	1:48.040	21.601	27.783	25.291	33.365	25:05.258
12	1:48.315	21.865	27.750	24.827	33.873	21:43.096	15	1:46.746	21.427	27.677	24.330	33.312	26:52.004
13	1:48.587	21.765	27.847	24.790	34.185	23:31.683							
14	1:47.790	21.662	27.709	24.767	33.652	25:19.473							
15	1:47.921	21.545	27.539	25.132	33.705	27:07.394							

81 LORENZ LUCIANO							BEL
ARTBOX							HONDA
1	1:53.884	27.752	27.860	24.568	33.704	1:53.884	
2	1:47.048	21.377	27.520	24.375	33.776	3:40.932	
3	1:47.119	21.380	27.632	24.776	33.331	5:28.051	
4	1:46.811	21.459	27.470	24.499	33.383	7:14.862	
5	1:47.442	21.743	27.685	24.662	33.352	9:02.304	
6	1:46.844	21.570	27.881	24.246	33.147	10:49.148	
7	1:47.274	21.459	27.739	24.657	33.419	12:36.422	
8	1:47.265	21.256	27.738	24.533	33.738	14:23.687	
9	1:47.228	21.275	27.740	24.307	33.906	16:10.915	
10	1:47.055	21.479	27.726	24.430	33.420	17:57.970	
11	1:46.835	21.533	27.536	24.222	33.544	19:44.805	
12	1:46.790	21.473	27.506	24.352	33.459	21:31.595	
13	1:46.936	21.550	27.791	24.409	33.186	23:18.531	
14	1:47.618	22.016	27.585	24.289	33.728	25:06.149	
15	1:47.249	21.434	27.717	24.326	33.772	26:53.398	

90 LUCA AGOSTINELLI							VIE
IGAXTEAM							HONDA
1	1:56.543	28.223	28.392	25.292	34.636	1:56.543	
2	1:48.407	21.599	27.677	24.917	34.214	3:44.950	
3	1:48.493	21.567	27.772	24.953	34.201	5:33.443	
4	1:48.930	21.885	27.728	25.297	34.020	7:22.373	
5	1:47.951	21.653	27.643	24.836	33.819	9:10.324	
6	1:48.795	21.598	27.921	25.165	34.111	10:59.119	
7	1:48.673	21.713	27.896	24.853	34.211	12:47.792	
8	1:49.031	21.773	27.878	25.007	34.373	14:36.823	
9	1:49.564	21.899	27.854	25.157	34.654	16:26.387	
10	1:49.654	21.846	27.991	25.510	34.307	18:16.041	
11	1:48.820	22.165	27.671	24.748	34.236	20:04.861	
12	1:48.253	21.723	27.662	24.941	33.927	21:53.114	
13	1:48.537	21.579	27.774	25.123	34.061	23:41.651	
14	1:50.055	21.982	28.084	25.549	34.440	25:31.706	
15	1:49.694	21.923	28.170	25.120	34.481	27:21.400	

93 ALBERTO FERRÁNDEZ							SPA
FINNETWORK MIR JUNIOR TEAM							HONDA
1	1:52.778	26.864	27.748	24.737	33.429	1:52.778	
2	1:47.031	21.586	27.429	24.586	33.430	3:39.809	
3	1:47.115	21.618	27.609	24.527	33.361	5:26.924	
4	1:46.799	21.730	27.357	24.547	33.165	7:13.723	
5	1:46.965	21.532	27.520	24.623	33.290	9:00.688	
6	1:46.939	21.496	27.527	24.726	33.190	10:47.627	
7	1:47.242	21.431	27.663	24.560	33.588	12:34.869	
8	1:47.214	21.837	27.440	24.462	33.475	14:22.083	
9	1:48.079	21.843	27.616	24.782	33.838	16:10.162	
10	1:46.944	21.342	27.562	24.746	33.294	17:57.106	
11	1:46.772	21.459	27.414	24.605	33.294	19:43.878	
12	1:46.659	21.590	27.703	24.293	33.073	21:30.537	
13	1:46.681	21.466	27.384	24.420	33.411	23:17.218	

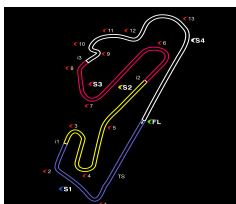
94 MARC AGUILAR							SPA
TEAM LARRESPORT							HONDA
1	1:57.068	29.508	28.417	25.256	33.887	1:57.068	
2	1:47.960	21.611	27.731	24.895	33.723	3:45.028	
3	1:48.862	21.926	27.729	25.183	34.024	5:33.890	
4	1:48.422	22.006	27.754	24.894	33.768	7:22.312	
5	1:48.208	21.960	27.696	24.868	33.684	9:10.520	
6	1:49.008	21.591	27.934	25.273	34.210	10:59.528	
7	1:49.018	21.908	27.903	25.154	34.053	12:48.546	
8	1:48.620	21.772	27.846	25.018	33.984	14:37.166	
9	1:49.808	22.232	28.136	25.066	34.374	16:26.974	
10	1:49.326	22.062	28.103	25.070	34.091	18:16.300	
11	1:48.624	22.154	27.752	24.806	33.912	20:04.924	
12	1:48.531	22.081	27.780	24.935	33.735	21:53.455	
13	1:48.532	21.679	27.878	24.934	34.041	23:41.987	
14	1:49.943	22.141	27.949	25.491	34.362	25:31.930	
15	1:49.477	21.993	28.066	25.002	34.416	27:21.407	



ETC FIM JUNIORGP WORLD CHAMPIONSHIP ESTORIL 2023 RACE 2

Best Sector Times

Sector 1			Sector 2			Sector 3			Sector 4			Ideal Lap		Best Lap		
Pos	No	Rider	Time	No	Rider	Time	No	Rider	Time	No	Rider	Time	Pos	No	Lap	Best Lap
1	51	B.URIARTE	21.131	24	G.PLANQUES	27.279	81	L.LUCIANO	24.222	13	H.DANISH	32.952	1	22	1:45.780	1:46.130 (3)
2	22	J.TORRES	21.150	31	G.PUGLIESE	27.292	11	D.GONZÁLEZ	24.222	22	J.TORRES	32.989	2	11	1:45.931	1:46.104 (1)
3	11	D.GONZÁLEZ	21.255	1	G.PINI	27.317	13	H.DANISH	24.245	11	D.GONZÁLEZ	33.059	3	13	1:45.959	1:46.109 (2)
4	81	L.LUCIANO	21.256	28	M.QUILES	27.338	22	J.TORRES	24.266	93	A.FERRÁNDEZ	33.073	4	51	1:45.999	1:46.581 (8)
5	24	G.PLANQUES	21.264	7	B.FERNANDEZ	27.341	28	M.QUILES	24.287	27	R.SALMELA	33.088	5	93	1:46.065	1:46.659 (10)
6	27	R.SALMELA	21.283	13	H.DANISH	27.343	93	A.FERRÁNDEZ	24.293	28	M.QUILES	33.137	6	81	1:46.095	1:46.790 (14)
7	26	P.ALSINA	21.295	93	A.FERRÁNDEZ	27.357	51	B.URIARTE	24.299	81	L.LUCIANO	33.147	7	24	1:46.107	1:46.403 (4)
8	93	A.FERRÁNDEZ	21.342	21	R.MOODLEY	27.358	1	G.PINI	24.306	25	G.PÉREZ	33.152	8	1	1:46.150	1:46.734 (12)
9	21	R.MOODLEY	21.361	72	E.LIGUORI	27.365	24	G.PLANQUES	24.311	1	G.PINI	33.156	9	27	1:46.184	1:46.749 (13)
10	71	H.AL-SAHOUTI	21.362	47	D.BOGGIO	27.370	26	P.ALSINA	24.320	51	B.URIARTE	33.161	10	28	1:46.220	1:46.485 (5)
11	7	B.FERNANDEZ	21.364	22	J.TORRES	27.375	47	D.BOGGIO	24.365	47	D.BOGGIO	33.183	11	47	1:46.288	1:46.546 (7)
12	47	D.BOGGIO	21.370	11	D.GONZÁLEZ	27.395	25	G.PÉREZ	24.374	7	B.FERNANDEZ	33.236	12	25	1:46.354	1:47.072 (17)
13	1	G.PINI	21.371	27	R.SALMELA	27.408	21	R.MOODLEY	24.404	21	R.MOODLEY	33.245	13	21	1:46.368	1:46.696 (11)
14	25	G.PÉREZ	21.379	51	B.URIARTE	27.408	27	R.SALMELA	24.405	24	G.PLANQUES	33.253	14	7	1:46.386	1:46.589 (9)
15	13	H.DANISH	21.419	71	H.AL-SAHOUTI	27.418	50	C.THOMPSON	24.436	71	H.AL-SAHOUTI	33.266	15	26	1:46.482	1:46.841 (15)
16	72	E.LIGUORI	21.439	25	G.PÉREZ	27.449	7	B.FERNANDEZ	24.445	50	C.THOMPSON	33.304	16	71	1:46.494	1:46.494 (6)
17	28	M.QUILES	21.458	81	L.LUCIANO	27.470	71	H.AL-SAHOUTI	24.448	31	G.PUGLIESE	33.355	17	50	1:46.693	1:46.869 (16)
18	20	O.VAN TRIGT	21.460	26	P.ALSINA	27.486	43	A.BRINTON	24.453	26	P.ALSINA	33.381	18	31	1:46.765	1:47.356 (20)
19	50	C.THOMPSON	21.461	50	C.THOMPSON	27.492	12	A.DONOSO	24.482	43	A.BRINTON	33.433	19	72	1:46.805	1:47.201 (18)
20	31	G.PUGLIESE	21.482	12	A.DONOSO	27.531	17	P.ALOMAR	24.512	38	M.ROMAN	33.447	20	43	1:46.971	1:47.449 (21)
21	38	M.ROMAN	21.514	43	A.BRINTON	27.535	72	E.LIGUORI	24.523	72	E.LIGUORI	33.478	21	12	1:47.097	1:47.289 (19)
22	43	A.BRINTON	21.550	17	P.ALOMAR	27.596	6	B.CAILLET	24.525	12	A.DONOSO	33.479	22	38	1:47.271	1:47.753 (22)
23	90	L.AGOSTINELLI	21.567	90	L.AGOSTINELLI	27.643	20	O.VAN TRIGT	24.624	18	E.BERTOLA	33.556	23	20	1:47.563	1:47.873 (23)
24	6	B.CAILLET	21.590	38	M.ROMAN	27.644	31	G.PUGLIESE	24.636	20	O.VAN TRIGT	33.601	24	17	1:47.575	1:48.123 (29)
25	94	M.AGUILAR	21.591	18	E.BERTOLA	27.646	38	M.ROMAN	24.666	17	P.ALOMAR	33.679	25	18	1:47.622	1:48.058 (27)
26	12	A.DONOSO	21.605	94	M.AGUILAR	27.696	33	E.BELLON	24.716	94	M.AGUILAR	33.684	26	6	1:47.701	1:47.976 (26)
27	3	V.PANTELEAKIS	21.640	33	E.BELLON	27.734	90	L.AGOSTINELLI	24.748	33	E.BELLON	33.750	27	94	1:47.777	1:47.960 (25)
28	33	E.BELLON	21.654	6	B.CAILLET	27.788	18	E.BERTOLA	24.765	3	V.PANTELEAKIS	33.752	28	90	1:47.777	1:47.951 (24)
29	18	E.BERTOLA	21.655	3	V.PANTELEAKIS	27.800	3	V.PANTELEAKIS	24.782	6	B.CAILLET	33.798	29	33	1:47.854	1:48.211 (30)
30	17	P.ALOMAR	21.788	20	O.VAN TRIGT	27.878	94	M.AGUILAR	24.806	90	L.AGOSTINELLI	33.819	30	3	1:47.974	1:48.098 (28)



ETC

FIM JUNIORGP WORLD CHAMPIONSHIP ESTORIL 2023

RACE 2 (15 Laps, 62,7 km.)

Official Starting Grid

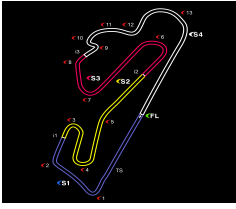
<u>38 ROMAN, MATTEO</u> 30	<u>94 AGUILAR, MARC</u> 29	<u>33 BELLON, ENZO</u> 28 10
<u>20 VAN TRIGT, OWEN</u> 27	<u>43 BRINTON, AMANUEL</u> 26	<u>6 CAILLET, BENJAMIN</u> 25 9
<u>90 AGOSTINELLI, LUCA</u> 24	<u>3 PANTELEAKIS, VASILIS</u> 23	<u>17 ALOMAR, PEDRO</u> 22 8
<u>18 BERTOLA, EDOARDO</u> 21	<u>22 TORRES, JESÚS</u> 20	<u>12 DONOSO, ADRIANO</u> 19 7
<u>72 LIGUORI, EDOARDO</u> 18	<u>81 LUCIANO, LORENZ</u> 17	<u>25 PÉREZ, GONZALO</u> 16 6
<u>26 ALSINA, PAU</u> 15	<u>21 MOODLEY, RUCHÉ</u> 14	<u>47 BOGGIO, DODÓ</u> 13 5
<u>7 FERNANDEZ, BEÑAT</u> 12	<u>11 GONZÁLEZ, DAVID</u> 11	<u>71 AL-SAHOUTI, HAMAD</u> 10 4
<u>50 THOMPSON, CARTER</u> 9	<u>93 FERRÁNDEZ, ALBERT</u> 8	<u>24 PLANQUES, GUILLEM</u> 7 3
<u>1 PINI, GUIDO</u> 6	<u>31 PUGLIESE, GIULIO</u> 5	<u>28 QUILES, MÁXIMO</u> 4 2
<u>27 SALMELA, RICO</u> 3	<u>13 DANISH, HAKIM</u> 2	<u>51 URIARTE, BRIAN</u> 1 1

Pole

Clerk of the course:

João Pedro Lima

Timekeeper



ETC FIM JUNIORGP WORLD CHAMPIONSHIP ESTORIL 2023 RACE 2

Lap Chart

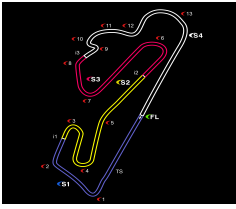
No	Pos	Grid	Lap														
			1	2	3	4	5	6	7	8	9	10	11	12	13	14	15
51	1	51	51	28	1	51	1	51	1	93	1	51	51	51	51	47	51
13	2	13	13	1	28	1	11	1	93	51	11	27	1	47	1	28	28
27	3	27	28	51	93	27	27	93	11	1	27	1	47	1	47	51	11
28	4	28	1	27	27	93	51	27	27	11	51	11	11	27	93	93	47
31	5	31	27	13	51	11	93	13	51	27	13	47	27	93	11	11	93
1	6	1	93	93	13	28	13	11	13	13	47	93	93	11	28	27	27
24	7	24	24	24	11	13	28	28	28	47	93	13	13	28	27	22	22
93	8	93	21	21	21	81	21	21	21	28	21	28	28	13	13	21	21
50	9	50	26	26	26	21	7	7	47	21	28	21	22	22	22	24	81
71	10	71	81	11	81	7	47	47	24	22	22	24	81	81	81	81	24
11	11	11	47	81	7	26	81	81	22	24	24	22	21	21	21	71	71
7	12	7	7	7	47	47	25	24	81	81	81	81	24	24	24	26	7
47	13	47	25	25	25	25	24	26	7	26	26	26	26	71	71	7	26
21	14	21	11	47	24	24	26	22	26	7	71	71	71	26	26	25	50
26	15	26	31	31	71	71	71	71	71	7	7	7	7	7	7	50	25
25	16	25	50	71	50	50	22	25	25	50	50	50	25	25	25	12	12
81	17	81	71	50	22	22	50	50	50	25	25	25	50	50	50	72	43
72	18	72	12	12	72	72	72	12	12	12	72	72	72	12	12	43	72
12	19	12	72	72	12	31	12	72	72	72	12	12	12	72	72	90	90
22	20	22	43	22	43	43	43	43	43	43	43	43	43	43	43	38	94
18	21	18	22	43	31	12	31	31	31	31	90	38	38	38	38	33	17
17	22	17	17	90	90	17	17	90	38	90	38	18	18	90	90	94	38
3	23	3	90	6	6	94	90	17	90	38	17	90	17	33	33	17	6
90	24	90	38	94	38	90	18	38	18	18	18	17	90	94	94	6	18
6	25	6	6	38	17	18	94	18	17	17	33	94	94	17	17	18	20
43	26	43	94	17	94	6	38	94	94	94	33	33	18	18	3	3	3
20	27	20	18	18	18	33	20	20	33	33	31	20	20	20	6	20	20
33	28	33	33	33	33	38	33	33	20	20	6	6	6	6	20	20	20
94	29	94	20	20	20	20	3	3	3	6	6	31	3	3	3	3	3
38	30	38	3	3	3	3	6	6	6	3	3	3	31	31	31	31	31



ETC FIM JUNIORGP WORLD CHAMPIONSHIP ESTORIL 2023 After RACE 2

Event maximum speed

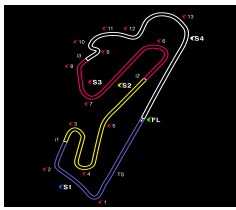
No Rider	Team	Bike	Class	Top Speed	Lap	Session
31 GIULIO PUGLIESE	AC RACING TEAM	HONDA	ETC	235.9	3	RACE 2
72 EDOARDO LIGUORI	DODICI MOTORSPORT	HONDA	ETC	235.9	3	RACE 2
90 LUCA AGOSTINELLI	IGAXTEAM	HONDA	ETC	235.4	4	RACE 1
24 GUILLEM PLANQUES	FIRST BIKE ACADEMY	HONDA	ETC	234.9	4	RACE 1
25 GONZALO PÉREZ	TEAM LARRESPORT	HONDA	ETC	234.9	3	RACE 2
38 MATTEO ROMAN	JEG RACING	HONDA	ETC	234.9	5	RACE 2
94 MARC AGUILAR	TEAM LARRESPORT	HONDA	ETC	234.9	2	RACE 2
17 PEDRO ALOMAR	IGAXTEAM	HONDA	ETC	234.4	2	RACE 2
27 RICO SALMELA	TEAM ESTRELLA GALICIA 0,0	HONDA	ETC	233.9	13	RACE 2
99 RÉMI SANJUAN	MÉCAPROJETS TEAM ADO	HONDA	ETC	233.4	3	ETC Last Chance
6 BENJAMIN CAILLET	VILTAIS RACING JUNIOR	HONDA	ETC	232.9	2	RACE 2
7 BEÑAT FERNANDEZ	FRANDO RACING VHC TEAM	HONDA	ETC	232.9	4	RACE 2
51 BRIAN URIARTE	TEAM ESTRELLA GALICIA 0,0	HONDA	ETC	232.4	15	RACE 2
13 HAKIM DANISH	MONLAU MOTUL	HONDA	ETC	231.4	4	RACE 2
18 EDOARDO BERTOLA	AC RACING TEAM	HONDA	ETC	230.9	4	RACE 2
28 MÁXIMO QUILES	ASPAR JUNIOR TEAM	HONDA	ETC	230.9	2	RACE 1
67 CASEY O'GORMAN	VISIONTRACK RACING TEAM	HONDA	ETC	230.9	15	FP1 GR-B
71 HAMAD AL-SAHOUTI	TEAM IMPALA HONDA	HONDA	ETC	230.9	3	RACE 1
81 LORENZ LUCIANO	ARTBOX	HONDA	ETC	230.9	4	RACE 1
22 JESÚS TORRES	CUNA DE CAMPEONES	HONDA	ETC	230.5	4	RACE 1
47 DODÓ BOGGIO	ASPAR JUNIOR TEAM	HONDA	ETC	230.5	2	RACE 2
11 DAVID GONZÁLEZ	CUNA DE CAMPEONES	HONDA	ETC	230.0	2	RACE 1
21 RUCHÉ MOODLEY	FINETWORK MIR JUNIOR TEAM	HONDA	ETC	230.0	14	RACE 1
26 PAU ALSINA	ARTBOX	HONDA	ETC	230.0	3	RACE 1
43 AMANUEL BRINTON	TEAM ESTRELLA GALICIA 0,0	HONDA	ETC	230.0	4	RACE 2
70 KRISTIAN DANIEL	MRE TALENT	HONDA	ETC	230.0	2	ETC Last Chance
82 KYLE PAYNE	ILUSION RACING	HONDA	ETC	229.0	4	ETC Last Chance
1 GUIDO PINI	AC RACING TEAM	HONDA	ETC	228.5	13	RACE 2
33 ENZO BELLON	MB38 BY MECASPORT	HONDA	ETC	228.5	14	RACE 1
50 CARTER THOMPSON	AGR TEAM	HONDA	ETC	228.5	2	RACE 2
77 LEANDRO QUINTANS	TEAM LARRESPORT	HONDA	ETC	228.5	16	FP1 GR-B
3 VASILIS PANTELEAKIS	ARTBOX	HONDA	ETC	228.1	2	RACE 2
93 ALBERTO FERRÁNDEZ	FINETWORK MIR JUNIOR TEAM	HONDA	ETC	228.1	12	RACE 2
20 OWEN VAN TRIGT	AGR TEAM	HONDA	ETC	227.6	3	RACE 1
12 ADRIANO DONOSO	TEAM HONDA LAGLISSE	HONDA	ETC	226.7	13	QP1 GR-B
37 MARIANOS NIKOLIS	ILUSION RACING	HONDA	ETC	226.7	2	QP2 GR-B
52 JEREMIASZ WOJCIECHOWSKI	KIDZGP BY COVACHA R.T.	HONDA	ETC	226.7	8	QP2 GR-B
53 KIYANO VEIJER	ERNST DUBBINK EVENO RACING	HONDA	ETC	226.7	4	FP1 GR-A
30 MATTHIAS ROSTAGNI	MB38 BY MECASPORT	HONDA	ETC	226.2	4	ETC Last Chance
88 MOHAMMED ABDALAZIZ	LIQUI MOLY HUSQVARNA INTACT GP JUNIOR TEAM	HONDA	ETC	224.8	10	FP1 GR-B
41 YVONNE CERPA	TEAM HONDA LAGLISSE	HONDA	ETC	224.4	2	ETC Last Chance
10 VALENTINO HERRLICH	F. KOCH RENNSPORT	HONDA	ETC	222.5	2	ETC Last Chance
34 BRITANNI BELLADONA	FRANDO RACING VHC TEAM	HONDA	ETC	222.5	7	FP1 GR-A
14 EDU GUTIÉRREZ	SUPERHUGO44 TEAM	HONDA	ETC	222.1	12	FP1 GR-B
2 LORIS SCHONROCK	F. KOCH RENNSPORT	HONDA	ETC	221.6	3	ETC Last Chance
19 LADISLAV LORINC	FAU55 TEY RACING	HONDA	ETC	220.3	2	ETC Last Chance
23 SPYROS FOURTHIOTIS	FIFTY MOTORSPORT	HONDA	ETC	220.3	6	ETC Last Chance
5 JOHANN EMMANUEL	CUNA DE CAMPEONES	HONDA	ETC	219.9	7	ETC Last Chance
8 JONA EISENKOLB	F. KOCH RENNSPORT	HONDA	ETC	219.4	2	ETC Last Chance
9 ELLIOT KASSIGIAN	MÉCAPROJETS TEAM ADO	HONDA	ETC	217.7	2	ETC Last Chance
32 PANDU PADMOGANI	SF RACING	HONDA	ETC	211.8	13	FP1 GR-B



ETC FIM JUNIORGP WORLD CHAMPIONSHIP ESTORIL 2023 RACE 2

Fastest Lap Sequence

Elapsed	No Rider	Team	Bike	Class	Time	Kph	Lap
3:39.657	28 MÁXIMO QUILES	ASPAR JUNIOR TEAM	HONDA	ETC	1:47.276	140.3	2
3:39.659	1 GUIDO PINI	AC RACING TEAM	HONDA	ETC	1:47.196	140.4	2
3:39.709	27 RICO SALMELA	TEAM ESTRELLA GALICIA 0,0	HONDA	ETC	1:47.184	140.5	2
3:39.809	93 ALBERTO FERRÁNDEZ	FINETWORK MIR JUNIOR TEAM	HONDA	ETC	1:47.031	140.7	2
3:40.574	26 PAU ALSINA	ARTBOX	HONDA	ETC	1:46.907	140.8	2
3:40.760	11 DAVID GONZÁLEZ	CUNA DE CAMPEONES	HONDA	ETC	1:46.624	141.2	2
7:13.581	51 BRIAN URIARTE	TEAM ESTRELLA GALICIA 0,0	HONDA	ETC	1:46.595	141.2	4
7:13.726	11 DAVID GONZÁLEZ	CUNA DE CAMPEONES	HONDA	ETC	1:46.104	141.9	4

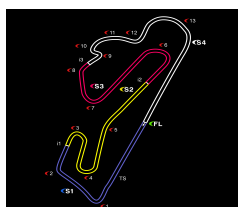


ETC FIM JUNIORGP WORLD CHAMPIONSHIP ESTORIL 2023 RACE 2

Analysis by lap

Lapped █

No	Lap Time	Gap	No	Lap Time	Gap	No	Lap Time	Gap	No	Lap Time	Gap			
Lap 1			94	1:47.960	5.371	50	1:46.869	2.926	21	1:46.704	1.337	Lap 8		
51	1:52.057	0.000	38	1:48.309	5.374	22	1:46.456	3.016	7	1:46.703	1.375	93	1:47.214	
13	1:52.186	0.129	17	1:49.230	5.586	72	1:47.201	4.317	47	1:46.853	1.527	51	1:47.148	0.018
28	1:52.381	0.324	18	1:48.144	5.649	31	1:47.528	4.814	81	1:46.844	1.569	1	1:47.257	0.038
1	1:52.463	0.406	33	1:48.247	6.273	43	1:47.660	4.929	24	1:46.403	1.855	11	1:47.261	0.080
27	1:52.525	0.468	20	1:48.268	6.421	12	1:47.836	5.007	26	1:46.841	2.317	27	1:47.320	0.148
93	1:52.778	0.721	3	1:48.815	7.410	17	1:48.123	8.175	22	1:46.579	2.332	13	1:47.286	0.211
24	1:52.962	0.905	Lap 3			94	1:48.422	8.731	71	1:47.400	3.059	47	1:46.982	0.567
21	1:53.222	1.165	1	1:47.207		90	1:48.930	8.792	25	1:47.664	3.088	28	1:47.586	0.983
26	1:53.667	1.610	28	1:47.247	0.038	18	1:48.483	8.874	50	1:46.935	3.265	21	1:47.562	1.091
81	1:53.884	1.827	93	1:47.115	0.058	6	1:49.445	9.404	12	1:47.495	5.793	22	1:47.209	1.167
47	1:53.937	1.880	27	1:47.234	0.077	33	1:48.848	9.512	72	1:48.090	6.141	24	1:47.620	1.556
7	1:54.011	1.954	51	1:47.313	0.120	38	1:49.583	9.579	43	1:47.823	6.256	81	1:47.265	1.604
25	1:54.118	2.061	13	1:47.514	0.407	20	1:48.876	9.726	31	1:48.886	8.323	26	1:47.119	1.939
11	1:54.136	2.079	11	1:46.862	0.756	3	1:48.707	11.081	90	1:48.795	11.540	7	1:48.067	2.877
31	1:54.264	2.207	21	1:47.526	0.930	Lap 5			17	1:49.272	11.652	71	1:47.199	3.022
50	1:54.821	2.764	26	1:47.443	1.151	1	1:46.905		38	1:48.321	11.655	50	1:47.547	3.795
71	1:54.849	2.792	81	1:47.119	1.185	11	1:46.823	0.015	18	1:48.990	11.924	25	1:47.829	3.959
12	1:55.050	2.993	7	1:47.244	1.458	27	1:46.889	0.047	94	1:49.008	11.949	12	1:48.186	7.319
72	1:55.294	3.237	47	1:47.231	1.588	51	1:47.064	0.111	20	1:48.569	12.170	72	1:47.662	7.456
43	1:55.795	3.738	25	1:47.315	1.639	93	1:46.965	0.154	33	1:48.211	12.358	43	1:47.719	7.646
22	1:55.931	3.874	24	1:48.645	1.871	13	1:46.109	0.290	3	1:49.666	15.892	31	1:49.084	13.284
17	1:56.013	3.956	71	1:47.365	2.595	28	1:46.724	0.866	6	1:50.434	16.670	90	1:49.031	14.740
90	1:56.543	4.486	50	1:47.245	2.772	21	1:47.334	1.678	Lap 7			38	1:49.372	14.773
38	1:56.722	4.665	22	1:46.848	3.275	7	1:47.338	1.717	1	1:47.266		18	1:48.903	14.876
6	1:56.735	4.678	72	1:47.966	3.831	47	1:47.071	1.719	93	1:47.242	0.005	17	1:48.956	14.937
94	1:57.068	5.011	12	1:48.231	3.886	81	1:47.442	1.770	11	1:46.770	0.038	94	1:48.620	15.083
18	1:57.162	5.105	43	1:47.449	3.984	25	1:47.337	2.469	27	1:47.236	0.047	33	1:48.667	15.236
33	1:57.683	5.626	31	1:49.247	4.001	24	1:47.171	2.497	51	1:47.374	0.089	20	1:48.778	15.430
20	1:57.810	5.753	90	1:48.493	6.577	26	1:47.930	2.521	13	1:47.228	0.144	6	1:48.416	18.955
3	1:58.252	6.195	6	1:48.531	6.674	71	1:47.283	2.704	28	1:47.094	0.616	3	1:48.804	19.251
Lap 2			38	1:48.546	6.711	22	1:46.735	2.798	21	1:46.696	0.748	Lap 9		
28	1:47.276		17	1:48.390	6.767	7	1:47.338	1.717	47	1:46.562	0.804	1	1:47.221	
1	1:47.196	0.002	94	1:48.862	7.024	47	1:47.071	1.719	24	1:46.585	1.155	11	1:47.198	0.019
51	1:47.616	0.016	18	1:48.666	7.106	81	1:47.442	1.770	22	1:46.130	1.177	27	1:47.247	0.136
27	1:47.184	0.052	33	1:48.315	7.379	25	1:47.337	2.469	11	1:46.770	0.038	51	1:47.415	0.174
13	1:47.573	0.102	20	1:48.353	7.565	24	1:47.171	2.497	27	1:47.236	0.047	13	1:47.465	0.417
93	1:47.031	0.152	3	1:48.888	9.089	26	1:47.930	2.521	51	1:47.374	0.089	20	1:48.778	15.430
24	1:47.130	0.435	Lap 4			71	1:47.283	2.704	13	1:47.228	0.144	6	1:48.416	18.955
21	1:47.048	0.613	51	1:46.595		22	1:46.735	2.798	28	1:47.094	0.616	3	1:48.804	19.251
26	1:46.907	0.917	1	1:46.763	0.048	72	1:47.732	5.096	21	1:46.696	0.748	Lap 9		
11	1:46.624	1.103	27	1:46.749	0.111	12	1:47.289	5.343	47	1:46.562	0.804	1	1:47.221	
81	1:47.048	1.275	93	1:46.799	0.142	43	1:47.502	5.478	24	1:46.585	1.155	11	1:47.198	0.019
7	1:47.069	1.423	11	1:46.104	0.145	31	1:48.621	6.482	22	1:46.130	1.177	27	1:47.247	0.136
25	1:47.072	1.533	28	1:47.772	1.095	17	1:48.203	9.425	81	1:47.274	1.558	51	1:47.415	0.174
47	1:47.286	1.566	13	1:47.442	1.134	90	1:47.951	9.790	7	1:47.939	2.029	13	1:47.465	0.417
31	1:47.356	1.963	81	1:46.811	1.281	18	1:48.058	9.979	26	1:47.007	2.039	47	1:47.370	0.678
71	1:47.247	2.439	21	1:47.082	1.297	94	1:48.208	9.986	71	1:47.268	3.042	93	1:48.079	0.820
50	1:47.572	2.736	7	1:46.589	1.332	38	1:47.753	10.379	25	1:47.546	3.349	21	1:47.229	1.061
12	1:47.471	2.864	26	1:47.108	1.544	20	1:47.873	10.646	12	1:47.844	6.352	28	1:47.370	1.094
72	1:47.437	3.074	47	1:46.728	1.601	33	1:48.633	11.192	72	1:48.157	7.013	22	1:47.341	1.249
22	1:47.362	3.636	25	1:47.161	2.085	3	1:49.143	13.271	43	1:48.175	7.146	24	1:47.197	1.494
43	1:47.606	3.744	24	1:47.123	2.279	6	1:50.830	13.281	31	1:50.381	11.419	81	1:47.228	1.573
90	1:48.407	5.293	71	1:46.494	2.374	Lap 6			38	1:48.250	12.620	26	1:47.030	1.710
6	1:48.274	5.352				51	1:46.934		90	1:48.673	12.928	71	1:47.113	2.876
						1	1:47.064	0.019	18	1:48.553	13.192	7	1:47.428	3.046
						93	1:46.939	0.048	17	1:48.833	13.200	50	1:47.999	4.535
						27	1:47.094	0.096	94	1:49.018	13.682	25	1:48.266	4.966
						13	1:46.956	0.201	33	1:48.715	13.788	72	1:48.514	8.711
						11	1:47.583	0.553	20	1:48.986	13.871	12	1:48.780	8.840
						28	1:46.986	0.807	3	1:49.059	17.666	43	1:48.523	8.910
									6	1:48.373	17.758	90	1:49.564	17.045
									38	1:49.539	17.053	38	1:49.539	17.053
									17	1:49.440	17.118	17	1:49.440	17.118



ETC FIM JUNIORGP WORLD CHAMPIONSHIP ESTORIL 2023 RACE 2

Analysis by lap

Lapped ■

No	Lap Time	Gap	No	Lap Time	Gap	No	Lap Time	Gap	No	Lap Time	Gap	No	Lap Time	Gap
18	1:49.524	17.141	25	1:48.396	7.888	13	1:46.150	0.626	47	1:46.892	0.140			
33	1:49.653	17.630	50	1:48.972	7.926	22	1:46.889	1.372	93	1:46.746	0.198			
94	1:49.808	17.632	72	1:48.235	11.544	81	1:46.936	1.468	27	1:46.925	0.424			
31	1:51.668	17.693	12	1:48.213	11.586	21	1:47.010	1.979	22	1:47.206	0.845			
20	1:49.773	17.944	43	1:48.171	11.766	24	1:46.990	2.027	21	1:47.332	1.531			
6	1:48.537	20.233	38	1:49.018	21.307	71	1:48.148	5.248	81	1:47.249	1.592			
3	1:49.022	21.014	18	1:49.076	21.533	26	1:48.118	5.292	24	1:47.437	1.759			
Lap 10			17	1:48.592	21.546	7	1:48.215	5.478	71	1:48.370	7.053			
51	1:46.898		90	1:48.820	21.624	25	1:49.530	12.098	7	1:48.092	7.060			
27	1:47.058	0.122	94	1:48.624	21.687	50	1:49.494	12.107	26	1:48.354	7.118			
1	1:47.243	0.171	33	1:48.400	21.743	12	1:48.189	14.088	50	1:48.720	15.310			
11	1:47.285	0.232	20	1:48.470	21.977	72	1:48.587	14.620	25	1:49.131	15.328			
47	1:46.783	0.389	6	1:47.976	22.492	43	1:48.395	14.844	12	1:47.869	15.382			
93	1:46.944	0.692	3	1:48.098	23.868	38	1:48.635	24.323	43	1:47.494	15.507			
13	1:47.515	0.860	31	1:51.228	26.177	90	1:48.537	24.588	72	1:47.921	15.588			
28	1:47.034	1.056	Lap 12			33	1:48.679	24.835	90	1:49.694	29.594			
21	1:47.294	1.283	51	1:46.804		94	1:48.532	24.924	94	1:49.477	29.601			
24	1:46.985	1.407	47	1:46.546	0.080	17	1:48.398	25.025	17	1:49.234	29.643			
22	1:47.276	1.453	1	1:46.815	0.312	18	1:48.437	25.081	38	1:49.782	29.705			
81	1:47.055	1.556	27	1:46.772	0.435	6	1:48.381	25.593	6	1:49.254	30.006			
26	1:47.325	1.963	93	1:46.659	0.496	20	1:48.546	25.753	18	1:49.214	30.053			
71	1:47.457	3.261	11	1:47.176	0.735	3	1:48.396	26.793	20	1:49.190	30.711			
7	1:47.374	3.348	28	1:46.574	0.927	Lap 14			3	1:52.576	34.044			
50	1:48.314	5.777	13	1:47.490	1.498	47	1:47.881							
25	1:48.421	6.315	22	1:47.071	1.505	28	1:47.639	0.038						
72	1:48.493	10.132	81	1:46.790	1.554	51	1:48.162	0.171						
12	1:48.428	10.196	21	1:47.194	1.991	93	1:48.040	0.204						
43	1:48.580	10.418	24	1:47.139	2.059	11	1:47.899	0.213						
38	1:49.131	19.112	71	1:47.333	4.122	27	1:47.744	0.251						
18	1:49.211	19.280	26	1:48.166	4.196	22	1:47.010	0.391						
90	1:49.654	19.627	7	1:47.410	4.285	21	1:46.963	0.951						
17	1:49.731	19.777	25	1:48.506	9.590	24	1:47.038	1.074						
94	1:49.326	19.886	50	1:48.513	9.635	81	1:47.618	1.095						
33	1:49.608	20.166	12	1:48.139	12.921	71	1:48.178	5.435						
20	1:49.458	20.330	72	1:48.315	13.055	26	1:48.215	5.516						
6	1:48.178	21.339	43	1:48.509	13.471	7	1:48.233	5.720						
31	1:51.151	21.772	38	1:48.207	22.710	25	1:48.842	12.949						
3	1:48.651	22.593	90	1:48.253	23.073	50	1:49.226	13.342						
Lap 11			33	1:48.239	23.178	12	1:48.168	14.265						
51	1:46.823		94	1:48.531	23.414	72	1:47.790	14.419						
1	1:46.953	0.301	17	1:48.907	23.649	43	1:47.912	14.765						
47	1:46.772	0.338	18	1:48.937	23.666	90	1:50.055	26.652						
11	1:46.954	0.363	20	1:49.056	24.229	38	1:50.343	26.675						
27	1:47.168	0.467	6	1:48.546	24.234	33	1:49.881	26.725						
93	1:46.772	0.641	3	1:48.355	25.419	94	1:49.943	26.876						
13	1:46.775	0.812	31	2:08.112	47.485	17	1:50.127	27.161						
28	1:46.924	1.157	Lap 13			6	1:49.902	27.504						
22	1:46.608	1.238	51	1:47.022		18	1:50.501	27.591						
81	1:46.835	1.568	1	1:46.734	0.024	3	1:49.418	28.220						
21	1:47.141	1.601	47	1:47.052	0.110	20	1:50.511	28.273						
24	1:47.140	1.724	93	1:46.681	0.155	Lap 15								
26	1:47.694	2.834	11	1:46.592	0.305	51	1:46.581							
71	1:47.155	3.593	28	1:46.485	0.390	28	1:46.720	0.006						
7	1:47.154	3.679	27	1:47.085	0.498	11	1:46.635	0.096						