

GRAN PREMIO MotoGP™ GURU BY GRYPYN DE ESPAÑA

Race Nr.2

Classification after 14 laps = 61.922 km

Pos	Rider	Nation	Team	Motorcycle	Total Time	Km/h	Gap
-----	-------	--------	------	------------	------------	------	-----

Race condition: Dry

Air: 17°

Humidity: 77%

Ground: 23°

Pole Position:

Fastest Lap:

Best Race Lap:

All Time Lap Record:

Lap 4	Alvaro CARPE	1'49.114	145.9 Km/h
2021	Diogo MOREIRA	1'48.701	146.4 Km/h
2021	Diogo MOREIRA	1'48.701	146.4 Km/h

9:20'00

9:30'00

9:32'42

9:34'49

9:36'35 Alexander ENRIQUEZ

9:36'50 Alexander ENRIQUEZ

9:42'05 Cormac BUCHANAN

9:43'29 Guido PINI

9:44'33 Rhys STEPHENSON

9:44'41 Amaury MIZERA

9:45'40 Alberto FERRANDEZ

9:48'07

9:49'12 Angel PIQUERAS

9:53'37 Shinya EZAWA

10:02'33 Rico SALMELA

10:03'23 Arbi ADITAMA

10:03'24 Arbi ADITAMA

SIGHTING LAP START

WARM UP LAP START

RACE START

No jump starts

crashed out - Rider OK

re-joined race

track limits warning

crashed out - Rider OK

crashed out - Rider OK

crashed out - Rider OK

track limits warning

Incident between riders #2 and #23 to be reviewed after the race

track limits warning

track limits warning

1 position penalty due to exceeding track limit on the last lap

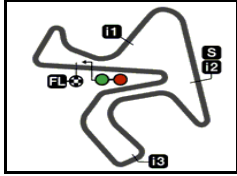
long lap penalty due to irresponsible riding

3 seconds penalty - insufficient time to complete long lap penalty

The results are provisional until the end of the limit for protest and appeals.

Time limit for protest expires 30' after publication of the results - Time:

DORNA DATA PROCESSING TIMING SERVICE DORNA DATA PROCESSING TIMING SERVICE DORNA DATA PROCESSING TIMING SERVICE DORNA DATA PROCESSING TIMING SERVICE DORNA DATA PROCESSING TIMING SERVICE DORNA DATA PROCESSING TIMING SERVICE DORNA DATA PROCESSING TIMING SERVICE DORNA DATA PROCESSING TIMING SERVICE DORNA DATA PROCESSING TIMING SERVICE DORNA DATA PROCESSING TIMING SERVICE DORNA DATA PROCESSING TIMING SERVICE DORNA DATA PROCESSING TIMING SERVICE DORNA DATA PROCESSING TIMING SERVICE DORNA DATA PROCESSING TIMING SERVICE DORNA DATA PROCCESSS




4423 m.

GRAN PREMIO MotoGP™ GURU BY GRYPFN DE ESPAÑA **RookiesCup**

Race Nr.2

Fastest Laps Sequence

<i>Lap</i>	<i>Race Time</i>	 <i>Rider</i>	<i>Nation</i>	<i>Motorcycle</i>	<i>Time</i>	<i>Km/h</i>	<i>Riders's Lap</i>
2	3'46.216	28 Máximo QUILES	SPA	KTM	1'49.654	145.2	2
2	3'46.552	95 Marco MORELLI	ARG	KTM	1'49.641	145.2	2
3	5'36.640	83 Alvaro CARPE	SPA	KTM	1'49.318	145.6	3
4	7'25.754	83 Alvaro CARPE	SPA	KTM	1'49.114	145.9	4

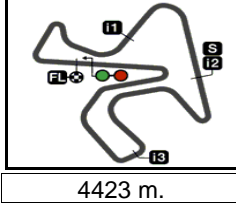
DORNA DATA PROCESSING TIMING SERVICE DORNA DATA PROCESSING TIMING SERVICE DORNA DATA PROCESSING TIMING SERVICE DORNA DATA PROCESSING TIMING SERVICE DORNA DATA PROCESSING TIMING SERVICE DORNA DATA PROCESSING TIMING SERVICE DORNA DATA PROCESSING TIMING SERVICE DORNA DATA PROCESSING TIMING SERVICE DORNA DATA PROCESSING TIMING SERVICE DORNA DATA PROCESSING TIMING SERVICE DORNA DATA PROCECESSS

Rookies Cup

GRAN PREMIO MotoGP™ GURU BY GRYPYN DE ESPAÑA

Race Nr.2

Chronological Analysis of Performances



* Lap / Sector time cancelled **T1** Time from finish line to 1st intermediate **T3** Time from 2nd intermed. to 3rd intermed.
P Crossing the finish line in pit lane **T2** Time from 1st intermed. to 2nd intermed. **T4** Time from 3rd intermediate to finish line

Lap	Lap Time	T1	T2	T3	T4	Speed	Lap	Lap Time	T1	T2	T3	T4	Speed
1st 28 Máximo QUILLES Red Bull MotoGP Roo SPA							4th 95 Marco MORELLI Red Bull MotoGP Roo ARG						
Runs=1 Total laps=14 Full laps=13 Valid laps=13							Runs=1 Total laps=14 Full laps=13 Valid laps=13						
1	1'56.562	33.741	16.825	31.944	34.052	198.1	1	1'56.911	34.075	16.684	32.052	34.100	201.1
2	1'49.654	26.922	16.747	31.876	34.109	199.2	2	1'49.641	26.874	16.645	32.018	34.104	200.0
3	1'49.685	27.011	16.812	31.917	33.945	199.2	3	1'49.832	26.924	16.700	32.018	34.190	200.7
4	1'49.573	26.941	16.741	31.897	33.994	198.8	4	1'49.612	26.921	16.661	31.840	34.190	198.5
5	1'49.727	26.999	16.760	31.962	34.006	199.6	5	1'49.666	26.879	16.665	32.108	34.014	200.3
6	1'49.552	26.886	16.768	31.953	33.945	199.2	6	1'49.580	26.946	16.606	32.123	33.905	200.0
7	1'50.694	26.908	16.849	32.630	34.307	198.8	7	1'50.448	27.001	16.683	32.329	34.435	200.0
8	1'49.929	26.822	16.727	32.243	34.137	203.0	8	1'50.014	27.000	16.668	32.155	34.191	198.8
9	1'49.681	26.888	16.856	31.979	33.958	199.6	9	1'49.812	27.048	16.729	32.308	33.727	198.5
10	1'49.639	26.893	16.772	31.939	34.035	198.8	10	1'49.955	26.908	16.704	32.194	34.149	200.3
11	1'49.482	26.933	16.740	31.925	33.884	199.6	11	1'49.619	26.982	16.546	31.978	34.113	204.1
12	1'49.375	26.892	16.775	31.861	33.847	199.2	12	1'49.141	26.859	16.634	31.866	33.782	198.1
13	1'49.555	26.912	16.857	31.858	33.928	200.0	13	1'50.037	26.905	16.707	32.406	34.019	198.1
14	1'49.719	26.907	16.826	31.906	34.080	200.7	14	1'49.528	26.915	16.622	31.929	34.062	202.2
2nd 18 Angel PIQUERAS Red Bull MotoGP Roo SPA							5th 27 Rico SALMELA Red Bull MotoGP Roo FIN						
Runs=1 Total laps=14 Full laps=13 Valid laps=10							Runs=1 Total laps=14 Full laps=13 Valid laps=12						
1	1'56.731	33.976	16.731	31.934	34.090	200.7	1	1'58.672	35.442	16.711	32.230	34.289	204.9
2	1'49.677	26.934	16.676	31.903	34.164	200.3	2	1'49.943	27.459	16.599	31.999	33.886	203.0
3	1'49.716	26.951	16.756	31.957	34.052	201.1	3	1'49.416	27.059	16.559	31.971	33.827	203.3
4	1'49.499	26.856	16.685	31.964	33.994	200.3	4	1'50.115	27.030	16.517	32.197	34.371	207.2
5	1'49.759 *	26.95*	16.748	32.046	34.007	200.7	5	1'49.360	26.984	16.523	31.993	33.860	206.1
6	1'49.567	26.860	16.801	31.893	34.013	196.7	6	1'49.742	26.908	16.513	32.291	34.030	206.1
7	1'50.285	26.855	16.844	32.381	34.205	196.7	7	1'49.707	27.040	16.582	32.194	33.891	207.6
8	1'49.965	26.953	16.751	32.150	34.111	201.4	8	1'49.750	26.971	16.685	32.141	33.953	205.3
9	1'50.157 *	27.00*	16.885	32.334*	33.930	196.3	9	1'49.464	26.917	16.705	31.962	33.880	201.1
10	1'49.694	26.896	16.773	32.046	33.979	197.0	10	1'49.268	26.852	16.634	31.924	33.858	203.0
11	1'49.275	26.968	16.724	31.814	33.769	197.8	11	1'49.145	26.897	16.559	31.994	33.695	204.1
12	1'49.461 *	26.905	16.712	31.899	33.945*	201.1	12	1'49.819	27.702	16.603	31.880	33.634	205.7
13	1'49.475	26.875	16.767	31.861	33.972	201.1	13	1'49.547	26.975	16.623	32.092	33.857	203.3
14	1'49.640	26.914	16.898	31.773	34.055	200.3	14	1'49.565 *	27.066	16.695	31.936	33.868*	202.6
3rd 83 Alvaro CARPE Red Bull MotoGP Roo SPA							6th 12 Jacob ROULSTONE Red Bull MotoGP Roo AUS						
Runs=1 Total laps=14 Full laps=13 Valid laps=12							Runs=1 Total laps=14 Full laps=13 Valid laps=11						
1	1'57.551	34.626	16.735	32.139	34.051	204.9	1	1'58.533	35.070	16.702	32.428	34.333	204.9
2	1'49.771	27.044	16.710	32.015	34.002	200.0	2	1'49.873	26.951	16.711	32.174	34.037	204.9
3	1'49.318	26.938	16.671	31.856	33.853	200.7	3	1'49.494	26.825	16.527	32.168	33.974	205.3
4	1'49.114	26.900	16.607	31.855	33.752	202.2	4	1'49.744	26.935	16.644	32.071	34.094	202.6
5	1'49.689	26.874	16.764	32.153	33.898	199.2	5	1'49.318	26.919	16.647	31.869	33.883	204.5
6	1'49.684	26.914	16.662	32.105	34.003	197.0							
7	1'49.964	26.838	16.680	32.298	34.148	196.3							
8	1'50.389	27.017	16.780	32.443	34.149	198.5							
9	1'50.013	26.972	16.724	32.410	33.907	196.3							
10	1'49.627 *	26.831	16.692	32.185	33.919*	197.0							

Fastest Lap: Alvaro CARPE Red Bull MotoGP Roo SPA **1'49.114** 26.900 16.607 31.855 33.752



Race Nr.2

RookiesCup

Lap	Lap Time	T1	T2	T3	T4	Speed	Lap	Lap Time	T1	T2	T3	T4	Speed
6	1'49.810	26.803	16.592	32.238	34.177	203.0	11	1'49.979	26.897	16.828	31.978	34.276	199.6
7	1'49.892	26.959	16.825	31.938	34.170	198.8	12	1'50.511 *	26.93 *	16.995	32.268	34.314	195.2
8	1'50.044	26.976	16.741	32.065	34.262	199.2	13	1'50.350	26.963	16.867	32.114	34.406	200.7
9	1'49.680	26.975	16.719	32.108	33.878	203.0	14	1'50.317	26.920	16.912	32.078	34.407	200.0
10	1'49.470	26.803	16.609	31.975	34.083	203.3							
11	1'49.481 *	26.84 *	16.628	32.012	33.994	201.8							
12	1'49.960	26.860	16.643	32.310	34.147	201.1							
13	1'49.901 *	26.96 *	16.814	31.961	34.159	200.0							
14	1'49.845	27.007	16.753	31.905	34.180	200.3							

7th 67 Casey O'GORMAN Red Bull MotoGP Roo IRL
Runs=1 Total laps=14 Full laps=13 Valid laps=11

1	1'57.743	34.696	16.717	32.232	34.098	205.3
2	1'49.905	27.022	16.707	32.121	34.055	201.1
3	1'50.023	26.976	16.679	32.099	34.269	200.0
4	1'50.306 *	27.09 *	16.762	32.119	34.326	204.1
5	1'49.418	26.801	16.606	31.992	34.019	203.7
6	1'49.776	26.846	16.640	32.116	34.174	204.5
7	1'49.808	26.973	16.665	31.956	34.214	204.9
8	1'50.089	26.997	16.792	32.287	34.013	201.1
9	1'49.663	26.929	16.713	32.047	33.974	204.5
10	1'49.438	26.795	16.606	31.995	34.042	202.6
11	1'49.415 *	26.81 *	16.648	31.973	33.983	201.8
12	1'49.640	26.806	16.619	32.169	34.046	203.7
13	1'50.278	26.987	17.154	32.057	34.080	198.5
14	1'50.168	26.980	16.801	32.112	34.275	200.3

8th 11 Ruché MOODLEY Red Bull MotoGP Roo RSA
Runs=1 Total laps=14 Full laps=13 Valid laps=12

1	1'57.997	34.550	16.755	32.614	34.078	204.1
2	1'49.787	27.174	16.595	32.103	33.915	203.3
3	1'49.868	27.129	16.648	32.185	33.906	203.3
4	1'49.728	27.006	16.643	32.149	33.930	205.3
5	1'49.812	27.034	16.697	32.105	33.976	204.5
6	1'49.712	26.954	16.652	32.155	33.951	203.7
7	1'49.774	26.955	16.752	32.101	33.966	203.3
8	1'50.130	27.164	16.728	32.275	33.963	204.9
9	1'50.269	27.119	16.688	32.538	33.924	206.1
10	1'49.706	27.043	16.544	32.281	33.838	204.9
11	1'50.023	27.070	16.769	32.030	34.154	203.3
12	1'50.461 *	27.12 *	16.996	32.203	34.141	199.6
13	1'50.353	27.156	16.830	32.152	34.215	202.6
14	1'50.323	27.130	16.839	32.145	34.209	202.2

9th 54 Alberto FERRANDE Red Bull MotoGP Roo SPA
Runs=1 Total laps=14 Full laps=13 Valid laps=9

1	1'58.560	34.856	16.643	32.642	34.419	202.6
2	1'50.024 *	27.116	16.604	32.261	34.043 *	204.1
3	1'49.449	26.807	16.607	32.050	33.985	201.1
4	1'50.123	27.117	16.587	32.120	34.299	203.0
5	1'49.380 *	26.734	16.648 *	31.938	34.060	202.2
6	1'49.703	26.941	16.629	32.019	34.114	200.7
7	1'49.972 *	26.847	16.688	32.307 *	34.130	203.7
8	1'49.994	26.944	16.696	32.267	34.087	203.7
9	1'49.863	26.890	16.745	32.088	34.140	203.0
10	1'49.971	26.883	16.720	32.054	34.314	200.7

10th 81 Lorenz LUCIANO Red Bull MotoGP Roo BEL
Runs=1 Total laps=14 Full laps=13 Valid laps=12

1	1'59.420	35.834	16.763	32.612	34.211	200.0
2	1'49.905	27.027	16.584	32.259	34.035	203.7
3	1'49.673	26.930	16.643	32.082	34.018	203.0
4	1'49.756	26.939	16.615	32.246	33.956	203.0
5	1'50.075	26.909	16.703	32.331	34.132	203.3
6	1'49.948 *	26.954	16.783	32.135	34.076 *	199.6
7	1'50.609	26.890	16.862	32.539	34.318	198.8
8	1'50.689	27.163	16.867	32.331	34.328	195.2
9	1'50.878	27.067	16.872	32.556	34.383	195.6
10	1'51.196	27.151	17.030	32.686	34.329	198.1
11	1'50.962	27.261	17.029	32.305	34.367	199.2
12	1'50.620	27.079	16.944	32.275	34.322	197.8
13	1'51.152	27.276	17.017	32.459	34.400	196.7
14	1'50.738	27.232	17.056	32.314	34.136	193.8

11th 13 Hakim DANISH Red Bull MotoGP Roo MAL
Runs=1 Total laps=14 Full laps=13 Valid laps=11

1	1'59.233	35.597	16.691	32.661	34.284	206.5
2	1'49.756 *	27.08 *	16.617	32.116	33.940	204.1
3	1'49.553	26.978	16.521	31.925	34.129	207.6
4	1'50.081 *	27.14 *	16.692	32.161	34.084	201.1
5	1'50.297	26.939	16.744	32.295	34.319	201.8
6	1'50.251	27.212	16.800	32.320	33.919	199.2
7	1'50.492	26.981	16.711	32.363	34.437	203.7
8	1'50.586	27.149	16.783	32.295	34.359	203.0
9	1'51.085	27.183	16.722	32.477	34.703	195.6
10	1'51.100	27.112	16.870	32.799	34.319	198.5
11	1'50.770	27.165	16.880	32.387	34.338	200.3
12	1'50.892	27.387	16.816	32.460	34.229	194.9
13	1'51.055	27.090	16.934	32.802	34.229	194.9
14	1'50.536	27.065	16.994	32.424	34.053	201.4

12th 69 Marcos RUDA Red Bull MotoGP Roo SPA
Runs=1 Total laps=14 Full laps=13 Valid laps=11

1	1'59.208	35.548	16.683	32.494	34.483	206.1
2	1'49.679 *	26.982	16.598	32.141	33.958 *	205.3
3	1'49.808	26.985	16.565	32.132	34.126	205.7
4	1'50.278	27.153	16.670	32.405	34.050	201.8
5	1'50.058	26.898	16.657	32.280	34.223	205.3
6	1'50.101	27.140	16.673	32.210	34.078	203.3
7	1'50.344	26.859	16.748	32.370	34.367	202.6
8	1'50.483	26.964	16.968	32.208	34.343	196.7
9	1'51.301	27.088	16.939	32.772	34.502	197.4
10	1'50.968	27.015	16.925	32.737	34.291	198.1
11	1'50.817 *	27.130	17.029 *	32.204	34.454	198.8
12	1'50.637	27.091	16.910	32.209	34.427	199.2
13	1'51.155	27.275	17.085	32.600	34.195	196.0
14	1'51.061	27.243	17.085	32.601	34.132	195.2

Fastest Lap: Alvaro CARPE Red Bull MotoGP Roo SPA **1'49.114** 26.900 16.607 31.855 33.752

DORNA DATA PROCESSING TIMING SERVICE DORNA DATA PROCESSING TIMING SERVICE DORNA DATA PROCESSING TIMING SERVICE DORNA DATA PROCESSING TIMING SERVICE DORNA DATA PROCESSING TIMING SERVICE DORNA DATA PROCESSING TIMING SERVICE DORNA DATA PROCESSING TIMING SERVICE DORNA DATA PROCCESSS

