

4423 m.

RookiesCup

GRAN PREMIO MotoGP™ GURU BY GRYFYN DE ESPAÑA

Race Nr.1

Classification after 14 laps = 61.922 km

Pos	Rider	Nation	Team	Motorcycle	Total Time	Km/h	Gap
1	25 18 Ángel PIQUERAS	SPA	Red Bull MotoGP Rookies Cup	KTM	25'46.735	144.1	
2	20 12 Jacob ROULSTONE	AUS	Red Bull MotoGP Rookies Cup	KTM	25'47.016	144.0	0.281
3	16 28 Máximo QUILES	SPA	Red Bull MotoGP Rookies Cup	KTM	25'47.040	144.0	0.305
4	13 83 Alvaro CARPE	SPA	Red Bull MotoGP Rookies Cup	KTM	25'47.119	144.0	0.384
5	11 27 Rico SALMELA	FIN	Red Bull MotoGP Rookies Cup	KTM	25'53.272	143.5	6.537
6	10 11 Ruché MOODLEY	RSA	Red Bull MotoGP Rookies Cup	KTM	25'53.313	143.5	6.578
7	9 54 Alberto FERRANDEZ	SPA	Red Bull MotoGP Rookies Cup	KTM	25'53.507	143.4	6.772
8	8 94 Guido PINI	ITA	Red Bull MotoGP Rookies Cup	KTM	25'54.912	143.3	8.177
9	7 13 Hakim DANISH	MAL	Red Bull MotoGP Rookies Cup	KTM	25'54.883	143.3	8.148
10	6 67 Casey O'GORMAN	IRL	Red Bull MotoGP Rookies Cup	KTM	25'55.334	143.3	8.599
11	5 95 Marco MORELLI	ARG	Red Bull MotoGP Rookies Cup	KTM	25'55.455	143.3	8.720
12	4 78 Jakob ROSENTHALER	AUT	Red Bull MotoGP Rookies Cup	KTM	26'00.233	142.8	13.498
13	3 93 Arbi ADITAMA	INA	Red Bull MotoGP Rookies Cup	KTM	26'00.256	142.8	13.521
14	2 69 Marcos RUDA	SPA	Red Bull MotoGP Rookies Cup	KTM	26'00.514	142.8	13.779
15	1 14 Cormac BUCHANAN	NZE	Red Bull MotoGP Rookies Cup	KTM	26'00.517	142.8	13.782
16	81 Lorenz LUCIANO	BEL	Red Bull MotoGP Rookies Cup	KTM	26'00.609	142.8	13.874
17	50 Carter THOMPSON	AUS	Red Bull MotoGP Rookies Cup	KTM	26'10.633	141.9	23.898
18	56 Kevin FARKAS	HUN	Red Bull MotoGP Rookies Cup	KTM	26'10.306	141.9	23.571
19	88 Shinya EZAWA	JPN	Red Bull MotoGP Rookies Cup	KTM	26'11.628	141.8	24.893
20	23 Rhys STEPHENSON	GBR	Red Bull MotoGP Rookies Cup	KTM	26'24.327	140.7	37.592
21	5 Leo RAMMERSTORFER	AUT	Red Bull MotoGP Rookies Cup	KTM	26'25.350	140.6	38.615
22	2 Amaury MIZERA	FRA	Red Bull MotoGP Rookies Cup	KTM	26'37.773	139.5	51.038
23	25 Alexander ENRIQUEZ	USA	Red Bull MotoGP Rookies Cup	KTM	26'49.840	138.4	1'03.105
Not finished first lap							
	47 Dodo BOGGIO	ITA	Red Bull MotoGP Rookies Cup	KTM			

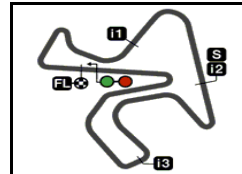
The results are provisional until the end of the limit for protest and appeals.

Time limit for protest expires 30' after publication of the results - Time:

DORNA DATA PROCESSING TIMING SERVICE DORNA DATA PROCESSING TIMING SERVICE DORNA DATA PROCESSING TIMING SERVICE DORNA DATA PROCESSING TIMING SERVICE DORNA DATA PROCESSING TIMING SERVICE DORNA DATA PROCESSING TIMING SERVICE DORNA DATA PROCESSING TIMING SERVICE DORNA DATA PROCESSING TIMING SERVICE DORNA DATA PROCCESSES



uito de Jerez - Ángel N



4423 m.

Results and timing service provided by

RookiesCup

GRAN PREMIO MotoGP™ GURU BY GRYPFN DE ESPAÑA

Race Nr.1

Classification after 14 laps = 61.922 km

Pos	Rider	Nation	Team	Motorcycle	Total Time	Km/h	Gap
-----	-------	--------	------	------------	------------	------	-----

Race condition: Dry
 Air: 31°
 Humidity: 29%
 Ground: 52°

Pole Position:	Máximo QUILES	1'49.105	145.9 Km/h
Fastest Lap: Lap 14	Máximo QUILES	1'49.238	145.7 Km/h
Best Race Lap: 2021	Diogo MOREIRA	1'48.701	146.4 Km/h
All Time Lap Record: 2021	Diogo MOREIRA	1'48.701	146.4 Km/h

16:15'00
 16:19'37 Dodo BOGGIO
 16:24'58

16:27'38

16:27'40 Dodo BOGGIO

16:31'29 _

16:33'23 Amaury MIZERA

16:33'30 Amaury MIZERA

16:33'33 **Leo RAMMERSTORFER**

16:35'22 Amaury MIZERA

16:39'08 Amaury MIZERA

16:39'22 Alberto FERRANDEZ

16:42'30 Máximo QUILES

16:43'26 Guido PINI

16:44'33 Máximo QUILES

16:45'24 Amaury MIZERA

16:49'51 Máximo QUILES

16:52'23 Rhys STEPHENSON

17:01'53 Hakim DANISH

17:02'52 Kevin FARKAS

SIGHTING LAP START

crashed out on sighting lap

WARM UP LAP START

RACE START

did not start

No jump starts

crashed out - Rider OK

re-joined race

track limits warning

track limits warning

long lap penalty due to exceeding track limit

track limits warning

track limits warning

track limits warning

long lap penalty due to exceeding track limit

long lap penalty - COMPLETED

long lap penalty - COMPLETED

track limits warning

1 position penalty due to exceeding track limit on the last lap

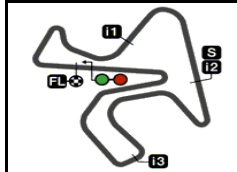
1 position penalty due to exceeding track limit on the last lap

The results are provisional until the end of the limit for protest and appeals.

Time limit for protest expires 30' after publication of the results - Time:

DORNA DATA PROCESSING TIMING SERVICE DORNA DATA PROCESSING TIMING SERVICE DORNA DATA PROCESSING TIMING SERVICE DORNA DATA PROCESSING TIMING SERVICE DORNA DATA PROCESSING TIMING SERVICE DORNA DATA PROCESSING TIMING SERVICE DORNA DATA PROCESSING TIMING SERVICE DORNA DATA PROCESSING TIMING SERVICE DORNA DATA PROCESSING TIMING SERVICE DORNA DATA PROCESSING TIMING SERVICE DORNA DATA PROCESSING TIMING SERVICE DORNA DATA PROCESSING TIMING SERVICE DORNA DATA PROCCESSS





4423 m.

RookiesCup

GRAN PREMIO MotoGP™ GURU BY GRYPFN DE ESPAÑA

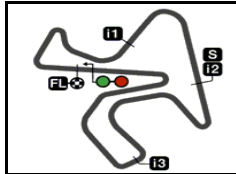
Race Nr.1

Top Speed & Average



Rider	Nation	Motorcycle	Top 5 speeds					Average	Top
27 Rico SALMELA	FIN	KTM	204.9	204.5	200.0	200.0	199.6	201.4	204.9
94 Guido PINI	ITA	KTM	204.1	203.0	201.4	201.1	200.3	201.7	204.1
69 Marcos RUDA	SPA	KTM	203.3	202.2	201.4	201.1	200.7	201.7	203.3
11 Ruché MOODLEY	RSA	KTM	203.0	202.2	201.8	200.0	199.6	201.3	203.0
28 Máximo QUILES	SPA	KTM	202.6	201.8	200.0	199.2	198.8	200.5	202.6
67 Casey O'GORMAN	IRL	KTM	202.6	201.8	201.4	201.1	201.1	201.6	202.6
78 Jakob ROSENTHALER	AUT	KTM	202.2	201.8	201.1	200.3	199.6	201.0	202.2
2 Amaury MIZERA	FRA	KTM	201.8	200.3	197.4	194.2	193.8	197.5	201.8
13 Hakim DANISH	MAL	KTM	201.8	201.8	200.7	200.7	200.7	201.1	201.8
12 Jacob ROULSTONE	AUS	KTM	201.4	201.1	200.3	199.6	199.6	200.4	201.4
14 Cormac BUCHANAN	NZE	KTM	201.4	201.1	200.7	199.2	199.2	200.3	201.4
83 Alvaro CARPE	SPA	KTM	201.4	201.1	200.3	199.6	199.2	200.3	201.4
93 Arbi ADITAMA	INA	KTM	201.4	199.6	199.2	197.8	197.4	198.8	201.4
95 Marco MORELLI	ARG	KTM	201.4	200.3	199.6	199.6	199.6	200.1	201.4
54 Alberto FERRANDEZ	SPA	KTM	201.1	199.6	199.6	198.8	198.5	199.4	201.1
56 Kevin FARKAS	HUN	KTM	201.1	198.8	198.5	197.0	197.0	198.5	201.1
88 Shinya EZAWA	JPN	KTM	201.1	199.6	198.8	198.5	198.1	199.2	201.1
5 Leo RAMMERSTORFER	AUT	KTM	200.0	196.3	196.0	195.2	194.5	196.4	200.0
18 Angel PIQUERAS	SPA	KTM	200.0	199.2	198.5	197.4	197.0	198.4	200.0
81 Lorenz LUCIANO	BEL	KTM	200.0	199.6	199.6	198.1	197.4	198.9	200.0
23 Rhys STEPHENSON	GBR	KTM	199.2	197.0	197.0	191.8	191.8	194.3	199.2
50 Carter THOMPSON	AUS	KTM	198.8	198.5	198.1	198.1	197.8	198.3	198.8
25 Alexander ENRIQUEZ	USA	KTM	196.7	194.2	193.8	192.5	192.1	193.9	196.7





4423 m.

ROOKIESCUP

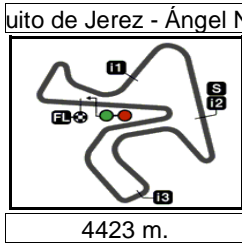
GRAN PREMIO MotoGP™ GURU BY GRYFYN DE ESPAÑA

Race Nr.1

Fastest Laps Sequence

Lap	Race Time	 Rider	Nation	Motorcycle	Time	Km/h	Riders's Lap
2	3'47.638	18 Angel PIQUERAS	SPA	KTM	1'50.160	144.5	2
2	3'47.811	28 Máximo QUILES	SPA	KTM	1'50.083	144.6	2
2	3'48.561	13 Hakim DANISH	MAL	KTM	1'49.855	144.9	2
3	5'37.546	12 Jacob ROULSTONE	AUS	KTM	1'49.723	145.1	3
3	5'38.914	94 Guido PINI	ITA	KTM	1'49.646	145.2	3
6	11'07.731	18 Angel PIQUERAS	SPA	KTM	1'49.631	145.2	6
7	12'57.293	18 Angel PIQUERAS	SPA	KTM	1'49.562	145.3	7
10	18'26.617	83 Alvaro CARPE	SPA	KTM	1'49.549	145.3	10
14	25'47.040	28 Máximo QUILES	SPA	KTM	1'49.238	145.7	14

DORNA DATA PROCESSING TIMING SERVICE DORNA DATA PROCESSING TIMING SERVICE DORNA DATA PROCESSING TIMING SERVICE DORNA DATA PROCESSING TIMING SERVICE DORNA DATA PROCESSING TIMING SERVICE DORNA DATA PROCESSING TIMING SERVICE DORNA DATA PROCESSING TIMING SERVICE DORNA DATA PROCESSING TIMING SERVICE DORNA DATA PROCESSING TIMING SERVICE DORNA DATA PROCCESSS



* Lap / Sector time cancelled
 P Crossing the finish line in pit lane
 T1 Time from finish line to 1st intermediate
 T2 Time from 1st intermed. to 2nd intermed.
 T3 Time from 2nd intermed. to 3rd intermed.
 T4 Time from 3rd intermediate to finish line

Lap	Lap Time	T1	T2	T3	T4	Speed	Lap	Lap Time	T1	T2	T3	T4	Speed							
1st 18 Angel PIQUERAS Red Bull MotoGP Roo SPA Runs=1 Total laps=14 Full laps=13 Valid laps=13							11	1'50.293	26.979	16.877	32.321	34.116	196.7	12	1'51.470	26.813	16.780	32.177	35.700	197.4
1	1'57.478	34.275	16.823	32.238	34.142	196.0	13	1'49.611	26.893	16.796	32.033	33.889	196.7							
2	1'50.160	26.897	16.957	32.150	34.156	191.8	14	1'49.238	26.763	16.684	32.022	33.769	200.0							
3	1'49.881	26.920	16.783	32.009	34.169	195.2	4th 83 Alvaro CARPE Red Bull MotoGP Roo SPA Runs=1 Total laps=14 Full laps=13 Valid laps=11													
4	1'50.030	27.097	16.958	32.050	33.925	193.5	1	1'58.204	34.857	16.770	32.401	34.176	201.4							
5	1'50.551	27.102	16.898	32.382	34.169	192.5	2	1'49.724 *	26.92 *	16.678	32.044	34.077	198.8							
6	1'49.631	27.006	16.791	31.882	33.952	193.8	3	1'49.893	27.156	16.711	32.056	33.970	201.1							
7	1'49.562	26.910	16.666	32.017	33.969	200.0	4	1'49.930	27.031	16.764	32.254	33.881	196.0							
8	1'49.758	26.918	16.693	31.981	34.166	197.4	5	1'50.247	26.990	16.788	32.288	34.181	197.4							
9	1'50.037	26.996	16.770	32.058	34.213	197.0	6	1'49.777	27.172	16.698	32.071	33.836	196.0							
10	1'49.661	27.059	16.706	31.976	33.920	198.5	7	1'49.644 *	26.928	16.668	32.096	33.952*	200.3							
11	1'49.774	26.935	16.682	32.059	34.098	199.2	8	1'49.650	26.856	16.760	32.017	34.017	199.6							
12	1'50.162	26.959	16.852	32.300	34.051	193.8	9	1'49.999	27.054	16.732	32.157	34.056	198.5							
13	1'49.910	26.891	16.867	32.139	34.013	195.2	10	1'49.549	26.922	16.678	31.994	33.955	197.8							
14	1'50.140	26.898	16.919	32.118	34.205	195.6	11	1'50.153	26.930	16.786	32.357	34.080	194.5							
2nd 12 Jacob ROULSTONE Red Bull MotoGP Roo AUS Runs=1 Total laps=14 Full laps=13 Valid laps=12							12	1'50.000	26.927	16.676	32.371	34.026	199.2							
1	1'57.681	34.437	16.849	32.305	34.090	197.4	13	1'50.096	26.944	16.769	32.397	33.986	196.7							
2	1'50.142	26.801	16.823	32.082	34.436	193.2	14	1'50.253	26.896	16.676	32.332	34.349	197.0							
3	1'49.723	26.949	16.733	32.041	34.000	197.8	5th 27 Rico SALMELA Red Bull MotoGP Roo FIN Runs=1 Total laps=14 Full laps=13 Valid laps=11													
4	1'50.500	27.133	16.978	32.378	34.011	192.1	1	1'59.731	35.478	16.783	33.214	34.256	204.9							
5	1'50.356	26.846	16.839	32.454	34.217	200.3	2	1'49.917 *	27.037	16.784	32.105	33.991*	199.6							
6	1'49.714	26.913	16.697	32.107	33.997	199.6	3	1'50.047	27.108	16.743	32.201	33.995	199.6							
7	1'49.855	26.916	16.842	32.111	33.986	197.8	4	1'50.008 *	27.050	16.816	32.115	34.027*	198.5							
8	1'49.747 *	26.872	16.815	32.005	34.055*	197.0	5	1'50.158	26.932	16.705	32.537	33.984	204.5							
9	1'49.688	26.958	16.765	32.043	33.922	196.7	6	1'50.346	27.039	16.869	32.269	34.169	200.0							
10	1'49.559	26.864	16.622	32.125	33.948	201.4	7	1'50.396	26.996	16.898	32.362	34.140	198.1							
11	1'50.130	26.888	16.640	32.361	34.241	201.1	8	1'50.313	27.133	16.682	32.513	33.985	200.0							
12	1'49.980	26.908	16.728	32.185	34.159	199.6	9	1'50.375	27.116	16.717	32.376	34.166	197.8							
13	1'49.738	26.938	16.762	32.000	34.038	197.4	10	1'50.622	27.150	16.815	32.406	34.251	197.8							
14	1'50.203	26.862	16.789	32.220	34.332	194.9	11	1'50.729	27.026	17.017	32.501	34.185	196.3							
3rd 28 Máximo QUILES Red Bull MotoGP Roo SPA Runs=1 Total laps=14 Full laps=13 Valid laps=10							12	1'50.256	27.083	16.884	32.172	34.117	197.8							
1	1'57.728	34.334	16.752	32.620	34.022	198.1	13	1'49.998	27.004	16.841	32.155	33.998	198.1							
2	1'50.083	27.061	16.683	32.156	34.183	198.8	14	1'50.376	26.935	16.934	32.270	34.237	199.2							
3	1'49.778	27.321	16.523	32.063	33.871	202.6	6th 11 Ruché MOODLEY Red Bull MotoGP Roo RSA Runs=1 Total laps=14 Full laps=13 Valid laps=13													
4	1'49.994	27.333	16.726	32.144	33.791	199.2	1	1'58.084	34.668	16.857	32.429	34.130	198.1							
5	1'50.364	27.130	16.907	32.434	33.893	201.8	2	1'50.362	27.237	16.766	32.227	34.132	200.0							
6	1'49.540 *	26.861	16.795	31.917	33.967*	196.3	3	1'50.139	27.246	16.684	32.277	33.932	203.0							
7	1'49.642	26.880	16.878	31.968	33.916	197.4	4	1'49.786	26.987	16.778	32.050	33.971	198.8							
8	1'49.734 *	26.846	16.870	31.920	34.098*	196.3	5	1'50.072	26.903	16.700	32.369	34.100	201.8							
9	1'49.981 *	27.022	16.895	31.946	34.118*	195.6	Fastest Lap: Máximo QUILES Red Bull MotoGP Roo SPA 1'49.238 26.763 16.684 32.022 33.769													
10	1'49.584	26.846	16.823	31.985	33.930	193.5	DORNA DATA PROCESSING TIMING SERVICE DORNA DATA PROCESSING TIMING SERVICE DORNA DATA PROCESSING TIMING SERVICE DORNA DATA PROCESSING TIMING SERVICE DORNA DATA PROCESSING TIMING SERVICE DORNA DATA PROCESSING TIMING SERVICE DORNA DATA PROCCESSS													

Race Nr.1**RookiesCup**

Lap	Lap Time	T1	T2	T3	T4	Speed	Lap	Lap Time	T1	T2	T3	T4	Speed
6	1'50.182	27.044	16.740	32.176	34.222	202.2	11	1'50.836	27.017	16.769	32.441	34.609	198.5
7	1'49.977	26.866	16.898	32.062	34.151	199.6	12	1'50.505 *	27.237	16.925	32.059	34.284*	201.8
8	1'50.128	26.969	16.877	32.085	34.197	197.8	13	1'50.492	26.998	16.946	32.251	34.297	197.8
9	1'50.520	27.059	16.981	32.283	34.197	195.6	14	1'50.738 *	27.00*	16.841	32.540	34.349	200.7
10	1'50.524	27.030	16.943	32.210	34.341	196.0							
11	1'50.824	27.048	17.096	32.329	34.351	194.9							
12	1'51.075	27.261	17.148	32.398	34.268	196.3							
13	1'50.843	27.082	17.026	32.413	34.322	196.0							
14	1'50.797	27.103	17.111	32.445	34.138	196.7							

7th 54		Alberto FERRANDE		Red Bull MotoGP Roo SPA		
Runs=1	Total laps=14	Full laps=13	Valid laps=9			
1	1'58.831	35.024	16.975	32.642	34.190	196.7
2	1'50.025	27.003	16.717	32.138	34.167	199.6
3	1'50.171 *	27.02*	16.712	32.221	34.218	201.1
4	1'50.042	27.018	16.576	32.333	34.115	198.5
5	1'50.708 *	27.158	16.899	32.595*	34.056	195.6
6	1'50.368 *	26.988	16.951	32.084	34.345*	193.5
7	1'50.469	26.959	17.024	32.411	34.075	192.8
8	1'50.276	27.003	16.756	32.304	34.213	196.0
9	1'50.387	27.194	16.754	32.291	34.148	199.6
10	1'50.775	27.021	16.993	32.459	34.302	192.8
11	1'50.633 *	26.94*	17.012	32.257	34.424	197.8
12	1'50.391	27.094	16.902	32.200	34.195	198.5
13	1'50.002	26.912	16.808	32.194	34.088	198.8
14	1'50.429	26.804	16.977	32.377	34.271	198.1

8th 94		Guido PINI		Red Bull MotoGP Roo ITA		
Runs=1	Total laps=14	Full laps=13	Valid laps=10			
1	1'59.108	35.406	16.789	32.852	34.061	201.1
2	1'50.160	27.085	16.814	32.360	33.901	199.6
3	1'49.646	26.909	16.616	32.149	33.972	201.4
4	1'49.995	27.237	16.532	32.405	33.821	204.1
5	1'50.776	27.377	16.849	32.380	34.170	200.3
6	1'50.623 *	27.156	17.087	32.206	34.174*	194.9
7	1'50.128 *	26.991	16.919	32.047	34.171*	200.3
8	1'50.321 *	26.910	17.021	32.210	34.180*	194.5
9	1'50.449	27.002	17.008	32.208	34.231	194.2
10	1'51.211	27.138	16.911	32.521	34.641	195.2
11	1'50.575	27.150	16.738	32.380	34.307	203.0
12	1'50.586	27.261	16.894	32.302	34.129	199.2
13	1'50.219	27.021	16.926	32.231	34.041	198.5
14	1'51.115	27.132	17.001	32.718	34.264	196.3

9th 13		Hakim DANISH		Red Bull MotoGP Roo MAL		
Runs=1	Total laps=14	Full laps=13	Valid laps=10			
1	1'58.706	35.067	16.878	32.776	33.985	199.2
2	1'49.855	27.045	16.684	32.013	34.113	200.7
3	1'50.392	26.942	16.642	32.149	34.659	200.7
4	1'50.347	27.018	16.651	32.623	34.055	200.0
5	1'50.523 *	27.03*	16.908	32.382	34.194	199.2
6	1'50.599	27.177	16.908	32.337	34.177	196.3
7	1'50.386	27.167	16.749	32.295	34.175	200.3
8	1'50.307	27.001	16.668	32.277	34.361	201.8
9	1'50.549	27.035	16.729	32.359	34.426	200.0
10	1'50.648	27.059	16.614	32.627	34.348	199.2

10th 67		Casey O'GORMAN		Red Bull MotoGP Roo IRL		
Runs=1	Total laps=14	Full laps=13	Valid laps=10			
1	1'58.594	34.969	16.774	32.757	34.094	201.8
2	1'50.117	26.982	16.816	32.191	34.128	197.4
3	1'50.159 *	27.09*	16.662	32.255	34.146	202.6
4	1'49.779	26.966	16.715	32.158	33.940	201.1
5	1'50.075	26.869	16.699	32.192	34.315	199.6
6	1'50.077	26.938	16.719	32.191	34.229	200.0
7	1'50.447 *	27.051	16.913	32.284	34.199*	197.4
8	1'50.424	27.036	16.946	32.162	34.280	195.2
9	1'50.395	27.011	16.991	32.194	34.199	192.8
10	1'52.477	27.010	16.845	34.162	34.460	194.9
11	1'50.492	26.978	16.718	32.518	34.278	201.4
12	1'50.831	27.265	16.918	32.322	34.326	201.1
13	1'50.162	26.955	16.786	32.386	34.035	194.2
14	1'51.305 *	26.97*	16.936	32.762	34.629	199.2

11th 95		Marco MORELLI		Red Bull MotoGP Roo ARG		
Runs=1	Total laps=14	Full laps=13	Valid laps=11			
1	1'57.639	34.168	16.865	32.423	34.183	192.5
2	1'50.496	27.055	16.815	32.221	34.405	193.8
3	1'50.491 *	27.18*	16.747	32.396	34.166	197.8
4	1'50.227	27.058	16.801	32.381	33.987	197.8
5	1'51.344	27.635	16.864	32.627	34.218	197.4
6	1'50.497	27.108	16.657	32.435	34.297	197.8
7	1'50.293	27.143	16.727	32.161	34.262	199.6
8	1'50.342	26.947	16.691	32.435	34.269	199.6
9	1'50.300	26.908	16.780	32.344	34.268	199.2
10	1'50.552	27.160	16.602	32.472	34.318	201.4
11	1'50.914	27.016	16.855	32.821	34.222	199.6
12	1'50.962	27.547	16.754	32.485	34.176	197.0
13	1'50.216	27.048	16.640	32.464	34.064	200.3
14	1'51.182 *	27.12*	16.698	32.792	34.571	198.5

12th 78		Jakob ROSENTHAL		Red Bull MotoGP Roo AUT		
Runs=1	Total laps=14	Full laps=13	Valid laps=11			
1	1'59.932	35.681	16.732	32.889	34.630	201.8
2	1'50.395	27.093	16.883	32.211	34.208	197.8
3	1'50.180	26.976	16.644	32.564	33.996	202.2
4	1'50.294	27.121	16.779	32.224	34.170	199.2
5	1'50.470	27.051	16.806	32.474	34.139	200.3
6	1'50.252	27.073	16.779	32.188	34.212	201.1
7	1'50.507	27.045	17.013	32.327	34.122	196.3
8	1'50.974	27.067	16.851	32.174	34.882	199.6
9	1'50.520 *	27.13*	16.870	32.316	34.197	194.5
10	1'51.267	27.292	16.985	32.430	34.560	195.2
11	1'51.646	27.556	17.194	32.425	34.471	197.8
12	1'51.690 *	27.409	17.107	32.675	34.499*	194.9
13	1'50.908	27.239	16.926	32.452	34.291	197.0
14	1'51.198	27.193	16.994	32.618	34.393	198.5

Fastest Lap: Máximo QUILES Red Bull MotoGP Roo SPA 1'49.238 26.763 16.684 32.022 33.769

DORNA DATA PROCESSING TIMING SERVICE DORNA DATA PROCESSING TIMING SERVICE DORNA DATA PROCESSING TIMING SERVICE DORNA DATA PROCESSING TIMING SERVICE DORNA DATA PROCESSING TIMING SERVICE DORNA DATA PROCESSING TIMING SERVICE DORNA DATA PROCESSING TIMING SERVICE DORNA DATA PROCESSING TIMING SERVICE DORNA DATA PROCESSING TIMING SERVICE DORNA DATA PROCESSES



Race Nr.1

RookiesCup

Lap	Lap Time	T1	T2	T3	T4	Speed	Lap	Lap Time	T1	T2	T3	T4	Speed	
13th	93	Arbi ADITAMA Red Bull MotoGP Roo INA					4	1'50.682 *	27.060	17.042	32.241	34.339*	194.2	
		Runs=1	Total laps=14	Full laps=13	Valid laps=11	5	1'50.398	27.091	16.897	32.246	34.164	194.9		
1	1'58.899	34.787	16.791	32.966	34.355	201.4	6	1'50.605	27.139	16.884	32.216	34.366	194.9	
2	1'50.841 *	27.15*	16.788	32.429	34.470	199.6	7	1'50.231	27.052	16.945	32.268	33.966	196.0	
3	1'50.483	27.324	16.786	32.285	34.088	199.2	8	1'51.824	27.191	16.959	33.242	34.432	194.5	
4	1'50.294	27.025	16.909	32.242	34.118	196.3	9	1'51.172	27.170	17.040	32.544	34.418	194.2	
5	1'50.542	27.130	16.867	32.396	34.149	197.4	10	1'50.891	27.125	16.868	32.584	34.314	195.2	
6	1'50.367	27.079	16.869	32.179	34.240	197.4	11	1'51.071	27.079	17.074	32.522	34.396	194.2	
7	1'50.561 *	27.086	17.034	32.203	34.238*	196.7	12	1'50.866	27.132	17.023	32.334	34.377	196.0	
8	1'50.787	27.029	16.888	32.385	34.485	196.7	13	1'50.538	27.086	16.860	32.274	34.318	197.4	
9	1'50.663	27.140	16.828	32.259	34.436	197.8	14	1'50.703	26.951	16.737	32.634	34.381	200.0	
10	1'51.349	27.170	17.323	32.441	34.415	195.2								
11	1'51.625	27.524	17.150	32.371	34.580	194.2	17th	50	Carter THOMPSON Red Bull MotoGP Roo AUS					
12	1'51.555	27.400	17.109	32.564	34.482	195.2			Runs=1	Total laps=14	Full laps=13	Valid laps=12		
13	1'50.902	27.147	17.018	32.459	34.278	194.5	1	2'00.955	36.017	16.984	33.472	34.482	198.1	
14	1'51.388	27.261	17.050	32.535	34.542	194.9	2	1'51.031	27.198	16.811	32.564	34.458	198.1	
							3	1'51.606 *	27.258	16.944	32.792	34.612*	196.3	
							4	1'51.244	27.326	16.916	32.432	34.570	198.8	
							5	1'50.708	27.084	16.872	32.340	34.412	197.8	
							6	1'51.748	27.188	17.055	32.690	34.815	192.1	
							7	1'51.300	27.366	16.948	32.493	34.493	198.5	
							8	1'51.059	27.046	17.128	32.376	34.509	196.0	
							9	1'51.442	27.210	17.060	32.513	34.659	193.5	
							10	1'51.754	27.305	17.046	32.670	34.733	191.1	
							11	1'52.197	27.494	17.036	32.716	34.951	192.5	
							12	1'51.774	27.333	17.037	32.714	34.690	193.8	
							13	1'52.007	27.513	17.073	32.606	34.815	197.0	
							14	1'51.808	27.286	17.076	32.689	34.757	197.0	
							18th	56	Kevin FARKAS Red Bull MotoGP Roo HUN					
									Runs=1	Total laps=14	Full laps=13	Valid laps=12		
							1	2'01.364	36.463	17.064	33.119	34.718	193.2	
							2	1'50.813	27.203	16.868	32.417	34.325	198.8	
							3	1'51.371	27.275	16.803	32.904	34.389	201.1	
							4	1'51.042	27.256	16.977	32.349	34.460	197.0	
							5	1'51.141	27.124	16.961	32.295	34.761	196.3	
							6	1'51.538	27.114	16.932	32.588	34.904	194.9	
							7	1'51.118	27.286	17.006	32.328	34.498	197.0	
							8	1'51.100	27.152	17.163	32.337	34.448	194.9	
							9	1'51.666	27.259	17.077	32.454	34.876	192.5	
							10	1'51.740	27.309	17.019	32.848	34.564	196.3	
							11	1'52.187	27.528	16.973	32.891	34.795	195.6	
							12	1'51.739	27.377	17.045	32.802	34.515	198.5	
							13	1'51.861	27.408	17.118	32.515	34.820	194.5	
							14	1'51.626 *	27.33*	17.141	32.611	34.542	196.0	
							19th	88	Shinya EZAWA Red Bull MotoGP Roo JPN					
									Runs=1	Total laps=14	Full laps=13	Valid laps=12		
							1	2'00.724	36.146	16.861	32.775	34.942	201.1	
							2	1'51.256	27.326	16.748	32.534	34.648	197.0	
							3	1'51.914	27.368	16.898	33.085	34.563	194.5	
							4	1'51.244	27.265	16.804	32.455	34.720	199.6	
							5	1'50.827	27.219	16.784	32.435	34.389	197.0	
							6	1'51.505	27.358	16.782	32.522	34.843	196.3	
							7	1'51.354	27.365	16.887	32.534	34.568	198.1	
							8	1'51.146	27.242	16.785	32.501	34.618	198.5	
16th	81	Lorenz LUCIANO Red Bull MotoGP Roo BEL												
		Runs=1	Total laps=14	Full laps=13	Valid laps=12									
1	2'00.200	35.956	16.898	32.764	34.582	198.1								
2	1'50.751	27.355	16.741	32.313	34.342	199.6								
3	1'50.677	27.065	16.770	32.443	34.399	199.6								

Fastest Lap: Máximo QUILES Red Bull MotoGP Roo SPA 1'49.238 26.763 16.684 32.022 33.769

DORNA DATA PROCESSING TIMING SERVICE DORNA DATA PROCESSING TIMING SERVICE DORNA DATA PROCESSING TIMING SERVICE DORNA DATA PROCESSING TIMING SERVICE DORNA DATA PROCESSING TIMING SERVICE DORNA DATA PROCESSING TIMING SERVICE DORNA DATA PROCESSING TIMING SERVICE DORNA DATA PROCCESSS



Race Nr.1

RookiesCup

Lap	Lap Time	T1	T2	T3	T4	Speed	Lap	Lap Time	T1	T2	T3	T4	Speed
9	1'51.391	27.285	16.872	32.505	34.729	194.5	14	1'52.148	27.581	17.110	32.845	34.612	191.8
10	1'51.878	27.383	16.803	32.936	34.756	197.8							
11	1'52.087	27.331	16.940	32.921	34.895	196.3							
12	1'51.785	27.390	16.864	32.844	34.687	196.7							
13	1'51.822 *	27.41*	16.933	32.724	34.747	194.2							
14	1'52.695	27.376	16.911	32.830	35.578	198.8							

20th 23 Rhys STEPHENSON Red Bull MotoGP Roo GBR
Runs=1 Total laps=14 Full laps=13 Valid laps=10

1	2'01.331	36.343	17.088	32.794	35.106	199.2
2	1'52.427 *	27.520	16.996	32.906	35.005*	197.0
3	1'52.541	27.484	17.120	32.798	35.139	197.0
4	1'52.578	27.573	17.288	32.697	35.020	191.8
5	1'52.370 *	27.373	17.261	32.699	35.037*	191.8
6	1'52.534	27.442	17.239	32.855	34.998	190.8
7	1'52.085	27.319	17.348	32.553	34.865	191.8
8	1'52.352	27.266	17.338	33.063	34.685	190.4
9	1'52.509	27.274	17.252	32.985	34.998	188.8
10	1'52.472	27.304	17.271	32.968	34.929	189.8
11	1'53.224	27.338	17.268	33.150	35.468	190.8
12	1'52.395	27.483	17.195	32.856	34.861	191.8
13	1'52.470 *	27.332	17.250	32.922	34.966*	191.1
14	1'53.039	27.393	17.340	32.934	35.372	189.4

21st 5 Leo RAMMERSTOR Red Bull MotoGP Roo AUT
Runs=1 Total laps=14 Full laps=13 Valid laps=11

1	2'02.203	37.258	17.077	33.110	34.758	200.0
2	1'51.584 *	27.38*	17.103	32.492	34.600*	196.3
3	1'52.446 *	27.338	17.175	32.722	35.211*	196.0
4	1'52.876	27.749	17.492	32.826	34.809	194.2
5	1'52.286	27.416	17.183	32.812	34.875	195.2
6	1'52.636	27.647	17.272	32.823	34.894	194.5
7	1'52.670	27.720	17.280	32.745	34.925	194.2
8	1'52.338	27.426	17.341	32.751	34.820	192.1
9	1'52.559	27.435	17.402	32.757	34.965	190.8
10	1'52.697	27.550	17.370	32.756	35.021	192.1
11	1'52.697	27.510	17.345	32.914	34.928	191.8
12	1'53.120	28.322	17.332	32.660	34.806	193.2
13	1'52.714	27.734	17.334	32.836	34.810	192.8
14	1'52.524	27.565	17.214	32.555	35.190	192.1

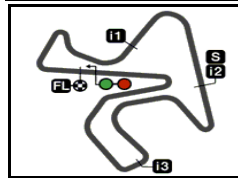
22nd 2 Amaury MIZERA Red Bull MotoGP Roo FRA
Runs=1 Total laps=14 Full laps=13 Valid laps=7

1	2'01.481	36.768	16.928	33.146	34.639	200.3
2	1'51.659 *	27.519	16.865	32.662	34.613*	201.8
3	2'07.450 *	27.379	16.889	32.591	50.591*	197.4
4	1'52.882 *	28.057	17.246	32.837	34.742*	192.1
5	1'52.010 *	27.49*	17.141	32.645	34.725*	192.8
6	1'52.330	27.472	17.144	32.931	34.783	192.8
7	1'51.930	27.545	17.106	32.631	34.648	193.8
8	1'52.322 *	27.359	17.147	32.907	34.909*	194.2
9	1'54.232 *	27.421	17.174	32.850	36.787*	191.1
10	1'52.382	27.507	17.205	32.758	34.912	191.8
11	1'52.291	27.417	17.196	32.952	34.726	191.4
12	1'52.475	27.470	17.268	32.954	34.783	192.8
13	1'52.181	27.561	17.098	32.755	34.767	192.8

Fastest Lap:	Máximo QUILES	Red Bull MotoGP Roo SPA	1'49.238	26.763	16.684	32.022	33.769
---------------------	---------------	-------------------------	-----------------	--------	--------	--------	--------

DORNA DATA PROCESSING TIMING SERVICE DORNA DATA PROCESSING TIMING SERVICE DORNA DATA PROCESSING TIMING SERVICE DORNA DATA PROCESSING TIMING SERVICE DORNA DATA PROCESSING TIMING SERVICE DORNA DATA PROCESSING TIMING SERVICE DORNA DATA PROCESSING TIMING SERVICE DORNA DATA PROCESSING TIMING SERVICE DORNA DATA PROCESSING TIMING SERVICE DORNA DATA PROCCESSS





4423 m.

GRAN PREMIO MotoGP™ GURU BY GRYPYN DE ESPAÑA

Race Nr.1

Lap Chart

Pos	1	2	3	4	5	6	7	8	9	10	11	12	13	14	15	16	17	18	19	20	21	22	23	24
Grid	28	95	18	12	47	11	54	93	67	83	27	94	81	69	14	13	50	78	56	5	88	23	2	25

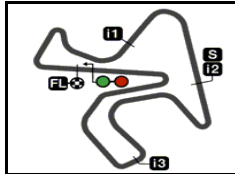


	1	18	95	12	28	11	83	67	13	54	93	94	27	14	78	69	81	88	50	23	56	2	5	25
	2	18	28	12	83	95	11	13	67	54	94	27	93	14	78	69	81	88	50	56	2	23	5	25
	3	18	12	28	83	11	95	67	94	13	54	27	93	14	78	69	81	56	50	88	5	23	25	2
	4	18	28	83	12	11	67	95	94	54	13	27	93	78	14	81	69	56	50	88	23	5	25	2
	5	28	83	18	12	11	67	94	54	13	27	95	93	78	14	81	69	50	56	88	23	5	25	2
	6	28	18	83	12	11	67	54	27	94	13	95	93	78	14	81	69	56	50	88	23	5	25	2
	7	28	18	83	12	11	67	94	27	54	13	95	93	78	14	81	69	56	50	88	23	5	25	2
	8	28	18	83	12	11	67	94	54	27	13	95	14	93	78	69	81	56	50	88	23	5	2	25
	9	28	83	18	12	11	67	94	54	27	95	13	93	78	14	69	81	50	56	88	23	5	2	25
	10	28	83	18	12	11	27	54	95	13	94	67	93	78	14	69	81	50	56	88	23	5	2	25
L	11	18	28	83	12	11	27	54	94	67	95	13	93	78	14	69	81	50	56	88	23	5	2	25
a	12	18	83	12	28	11	27	54	94	13	67	95	93	78	14	69	81	50	56	88	23	5	2	25
p	13	18	12	83	28	11	27	54	94	67	13	95	93	78	14	69	81	56	50	88	23	5	2	25
s	14	18	12	28	83	27	11	54	13	94	67	95	78	93	69	14	81	56	50	88	23	5	2	25

Winner Lapped rider

DORNA DATA PROCESSING TIMING SERVICE DORNA DATA PROCESSING TIMING SERVICE DORNA DATA PROCESSING TIMING SERVICE DORNA DATA PROCESSING TIMING SERVICE DORNA DATA PROCESSING TIMING SERVICE DORNA DATA PROCESSING TIMING SERVICE DORNA DATA PROCESSING TIMING SERVICE DORNA DATA PROCESSING TIMING SERVICE DORNA DATA PROCESSING TIMING SERVICE DORNA DATA PROCESSING TIMING SERVICE DORNA DATA PROCCESSSS





4423 m.

Rookies Cup

GRAN PREMIO MotoGP™ GURU BY GRYFYN DE ESPAÑA

After the Race Nr.1

Event Best Maximum Speed



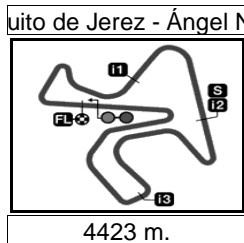
Rider	Nation	Team	Motorcycle	Km/h
83 Alvaro CARPE	SPA	Red Bull MotoGP Rookies Cup	KTM	204.9 Practice Nr. 1
27 Rico SALMELA	FIN	Red Bull MotoGP Rookies Cup	KTM	204.9 Race Nr.1
94 Guido PINI	ITA	Red Bull MotoGP Rookies Cup	KTM	204.1 Race Nr.1
28 Máximo QUILES	SPA	Red Bull MotoGP Rookies Cup	KTM	203.7 Practice Nr. 2
2 Amaury MIZERA	FRA	Red Bull MotoGP Rookies Cup	KTM	203.7 Practice Nr. 1
69 Marcos RUDA	SPA	Red Bull MotoGP Rookies Cup	KTM	203.3 Race Nr.1
12 Jacob ROULSTONE	AUS	Red Bull MotoGP Rookies Cup	KTM	203.0 Practice Nr. 1
11 Ruché MOODLEY	RSA	Red Bull MotoGP Rookies Cup	KTM	203.0 Race Nr.1
47 Dodo BOGGIO	ITA	Red Bull MotoGP Rookies Cup	KTM	202.6 Practice Nr. 1
67 Casey O'GORMAN	IRL	Red Bull MotoGP Rookies Cup	KTM	202.6 Race Nr.1
56 Kevin FARKAS	HUN	Red Bull MotoGP Rookies Cup	KTM	202.2 Practice Nr. 1
78 Jakob ROSENTHALER	AUT	Red Bull MotoGP Rookies Cup	KTM	202.2 Race Nr.1
57 Danial SHAHRIL	MAL	Red Bull MotoGP Rookies Cup	KTM	202.2 Practice Nr. 1
54 Alberto FERRANDEZ	SPA	Red Bull MotoGP Rookies Cup	KTM	201.8 Practice Nr. 1
13 Hakim DANISH	MAL	Red Bull MotoGP Rookies Cup	KTM	201.8 Race Nr.1
18 Angel PIQUERAS	SPA	Red Bull MotoGP Rookies Cup	KTM	201.4 Practice Nr. 2
14 Cormac BUCHANAN	NZE	Red Bull MotoGP Rookies Cup	KTM	201.4 Race Nr.1
5 Leo RAMMERSTORFER	AUT	Red Bull MotoGP Rookies Cup	KTM	201.4 Practice Nr. 1
95 Marco MORELLI	ARG	Red Bull MotoGP Rookies Cup	KTM	201.4 Race Nr.1
93 Arbi ADITAMA	INA	Red Bull MotoGP Rookies Cup	KTM	201.4 Race Nr.1
88 Shinya EZAWA	JPN	Red Bull MotoGP Rookies Cup	KTM	201.1 Race Nr.1
50 Carter THOMPSON	AUS	Red Bull MotoGP Rookies Cup	KTM	201.1 Practice Nr. 1
81 Lorenz LUCIANO	BEL	Red Bull MotoGP Rookies Cup	KTM	200.0 Race Nr.1
23 Rhys STEPHENSON	GBR	Red Bull MotoGP Rookies Cup	KTM	199.2 Race Nr.1
25 Alexander ENRIQUEZ	USA	Red Bull MotoGP Rookies Cup	KTM	198.1 Practice Nr. 1

Rider	Points	POR	POR	SPA	SPA	FRA	FRA	ITA	ITA	NED	NED	AUT	AUT	RSM	RSM						
14 PINI Guido	12	14	14	12																	
		14-12	14-NC	12-8	-	-	-	-	-	-	-	-	-	-	-	-	-	-	-	-	-
15 ADITAMA Arbi	8	21	21	8																	
		21-15	21-12	8-13	-	-	-	-	-	-	-	-	-	-	-	-	-	-	-	-	-
16 ROSENTHALER Jakob	4	17	17	19																	
		17-17	17-17	18-12	-	-	-	-	-	-	-	-	-	-	-	-	-	-	-	-	-
17 MIZERA Amaury	3	16	16	24																	
		16-16	16-13	23-22	-	-	-	-	-	-	-	-	-	-	-	-	-	-	-	-	-
18 BUCHANAN Cormac	3	15	15	15																	
		15-14	15-NC	15-15	-	-	-	-	-	-	-	-	-	-	-	-	-	-	-	-	-
19 FARKAS Kevin	2	13	13	20																	
		13-NC	13-14	19-18	-	-	-	-	-	-	-	-	-	-	-	-	-	-	-	-	-
20 THOMPSON Carter	1	12	12	18																	
		12-20	12-15	17-17	-	-	-	-	-	-	-	-	-	-	-	-	-	-	-	-	-
21 STEPHENSON Rhys	0	22	22	23																	
		22-NC	22-16	22-20	-	-	-	-	-	-	-	-	-	-	-	-	-	-	-	-	-
22 EZAWA Shinya	0	24	24	22																	
		24-18	24-19	21-19	-	-	-	-	-	-	-	-	-	-	-	-	-	-	-	-	-
23 RAMMERSTORFER Leo	0	23	23	21																	
		23-22	23-18	20-21	-	-	-	-	-	-	-	-	-	-	-	-	-	-	-	-	-
24 ENRIQUEZ Alexander	0	25	25	25																	
		25-19	25-NC	24-23	-	-	-	-	-	-	-	-	-	-	-	-	-	-	-	-	-
25 BOGGIO Dodo	0	NC	NC	5																	
		-NS	-NS	-NL	-	-	-	-	-	-	-	-	-	-	-	-	-	-	-	-	-

NC=Not classified NL=Not finished first lap NP=Not started race re-start N2=Not finished first lap race re-start EX=Excluded NS=Not Started DS=Disqualified

DORNA DATA PROCESSING TIMING SERVICE DORNA DATA PROCESSING TIMING SERVICE DORNA DATA PROCESSING TIMING SERVICE DORNA DATA PROCESSING TIMING SERVICE DORNA DATA PROCESSING TIMING SERVICE DORNA DATA PROCESSING TIMING SERVICE DORNA DATA PROCESSING TIMING SERVICE DORNA DATA PROCESSING TIMING SERVICE DORNA DATA PROCESSING TIMING SERVICE DORNA DATA PROCESSING TIMING SERVICE DORNA DATA PROCCEESSS





Results and timing service provided by **TISSOT**

Rookies Cup

GRAN PREMIO MotoGP™ GURU BY GRYFYN DE ESPAÑA

Championship Classification

Rider	Nation	Points	POR	POR	SPA	SPA	FRA	FRA	ITA	ITA	NED	NED	AUT	AUT	RSM	RSM
1 PIQUERAS Angel	SPA	75	25	25	25											
2 CARPE Alvaro	SPA	43	20	10	13											
3 SALMELA Rico	FIN	38	16	11	11											
4 DANISH Hakim	MAL	34	11	16	7											
5 O'GORMAN Casey	IRL	32	13	13	6											
6 RUDA Marcos	SPA	31	9	20	2											
7 ROULSTONE Jacob	AUS	30	3	7	20											
8 QUILES Máximo	SPA	21	0	5	16											
9 FERRANDEZ Alberto	SPA	19	10	-	9											
10 MORELLI Marco	ARG	19	5	9	5											
11 MOODLEY Ruché	RSA	18	8	-	10											
12 LUCIANO Lorenz	BEL	14	6	8	0											
13 SHADRIL Danial	MAL	13	7	6	-											
14 PINI Guido	ITA	12	4	-	8											
15 ADITAMA Arbi	INA	8	1	4	3											
16 ROSENTHALER Jakob	AUT	4	0	0	4											
17 MIZERA Amaury	FRA	3	0	3	0											
18 BUCHANAN Cormac	NZE	3	2	-	1											
19 FARKAS Kevin	HUN	2	-	2	0											
20 THOMPSON Carter	AUS	1	0	1	0											
21 STEPHENSON Rhys	GBR	0	-	0	0											
22 EZAWA Shinya	JPN	0	0	0	0											
23 RAMMERSTORFER Leo	AUT	0	0	0	0											
24 ENRIQUEZ Alexander	USA	0	0	-	0											

DORNA DATA PROCESSING TIMING SERVICE DORNA DATA PROCESSING TIMING SERVICE DORNA DATA PROCESSING TIMING SERVICE DORNA DATA PROCESSING TIMING SERVICE DORNA DATA PROCESSING TIMING SERVICE DORNA DATA PROCESSING TIMING SERVICE DORNA DATA PROCESSING TIMING SERVICE DORNA DATA PROCESSING TIMING SERVICE DORNA DATA PROCESSING TIMING SERVICE DORNA DATA PROCESSING TIMING SERVICE DORNA DATA PROCESSING TIMING SERVICE

