

4423 m.

GRAN PREMIO MotoGP™ GURU BY GRYFYN DE ESPAÑA

Qualifying

Classification

Rider	Nation	Team	Motorcycle	Time	Lap Total	Gap	Top Speed	
1	28	Máximo QUILES	SPA	Red Bull MotoGP Rookies Cup	KTM	1'49.105	5 10	200.7
2	95	Marco MORELLI	ARG	Red Bull MotoGP Rookies Cup	KTM	1'49.338	3 11	0.233 0.233 197.4
3	18	Angel PIQUERAS	SPA	Red Bull MotoGP Rookies Cup	KTM	1'49.395	3 10	0.290 0.057 197.8
4	12	Jacob ROULSTONE	AUS	Red Bull MotoGP Rookies Cup	KTM	1'49.412	5 11	0.307 0.017 199.6
5	47	Dodo BOGGIO	ITA	Red Bull MotoGP Rookies Cup	KTM	1'49.671	5 11	0.566 0.259 197.0
6	11	Ruché MOODLEY	RSA	Red Bull MotoGP Rookies Cup	KTM	1'49.789	8 11	0.684 0.118 202.6
7	54	Alberto FERRANDEZ	SPA	Red Bull MotoGP Rookies Cup	KTM	1'49.844	5 11	0.739 0.055 195.6
8	93	Arbi ADITAMA	INA	Red Bull MotoGP Rookies Cup	KTM	1'49.888	5 10	0.783 0.044 200.0
9	67	Casey O'GORMAN	IRL	Red Bull MotoGP Rookies Cup	KTM	1'49.897	10 10	0.792 0.009 197.8
10	83	Alvaro CARPE	SPA	Red Bull MotoGP Rookies Cup	KTM	1'49.929	3 11	0.824 0.032 200.0
11	27	Rico SALMELA	FIN	Red Bull MotoGP Rookies Cup	KTM	1'49.937	3 11	0.832 0.008 200.7
12	94	Guido PINI	ITA	Red Bull MotoGP Rookies Cup	KTM	1'49.974	5 10	0.869 0.037 200.3
13	81	Lorenz LUCIANO	BEL	Red Bull MotoGP Rookies Cup	KTM	1'50.290	11 11	1.185 0.316 197.0
14	69	Marcos RUDA	SPA	Red Bull MotoGP Rookies Cup	KTM	1'50.417	6 10	1.312 0.127 198.1
15	14	Cormac BUCHANAN	NZE	Red Bull MotoGP Rookies Cup	KTM	1'50.665	3 11	1.560 0.248 200.0
16	57	Danial SHAHRIL	MAL	Red Bull MotoGP Rookies Cup	KTM	1'50.735	7 9	1.630 0.070 199.2
17	13	Hakim DANISH	MAL	Red Bull MotoGP Rookies Cup	KTM	1'50.777	3 9	1.672 0.042 195.2
18	50	Carter THOMPSON	AUS	Red Bull MotoGP Rookies Cup	KTM	1'50.816	3 11	1.711 0.039 195.6
19	78	Jakob ROSENTHALER	AUT	Red Bull MotoGP Rookies Cup	KTM	1'50.886	3 11	1.781 0.070 198.1
20	56	Kevin FARKAS	HUN	Red Bull MotoGP Rookies Cup	KTM	1'50.934	7 11	1.829 0.048 197.8
21	5	Leo RAMMERSTORFER	AUT	Red Bull MotoGP Rookies Cup	KTM	1'51.454	6 11	2.349 0.520 197.8
22	88	Shinya EZAWA	JPN	Red Bull MotoGP Rookies Cup	KTM	1'51.506	5 11	2.401 0.052 197.8
23	23	Rhys STEPHENSON	GBR	Red Bull MotoGP Rookies Cup	KTM	1'51.717	3 11	2.612 0.211 195.6
24	2	Amaury MIZERA	FRA	Red Bull MotoGP Rookies Cup	KTM	1'52.328	2 4	3.223 0.611 198.1
25	25	Alexander ENRIQUEZ	USA	Red Bull MotoGP Rookies Cup	KTM	1'53.121	3 3	4.016 0.793 194.2

Practice condition: Dry

Air: 33°

Humidity: 31%

Ground: 48°

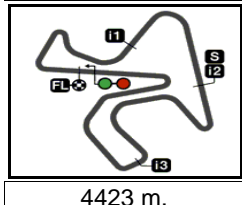
Fastest Lap:

Lap: 5	Máximo QUILES	1'49.105	145.9 Km/h
Best Race Lap:	Diogo MOREIRA	1'48.701	146.4 Km/h
All Time Lap Record:	Diogo MOREIRA	1'48.701	146.4 Km/h

The results are provisional until the end of the limit for protest and appeals.

Time limit for protest expires 30' after publication of the results - Time:

DORNA DATA PROCESSING TIMING SERVICE DORNA DATA PROCESSING TIMING SERVICE DORNA DATA PROCESSING TIMING SERVICE DORNA DATA PROCESSING TIMING SERVICE DORNA DATA PROCESSING TIMING SERVICE DORNA DATA PROCESSING TIMING SERVICE DORNA DATA PROCCESSS



GRAN PREMIO MotoGP™ GURU BY GRYPFN DE ESPAÑA

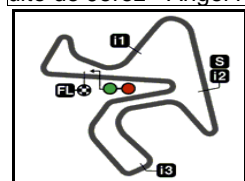
Qualifying

Top Speed & Average



<i>Rider</i>	<i>Nation</i>	<i>Motorcycle</i>	<i>Top 5 speeds</i>					<i>Average</i>	<i>Top</i>
11 Ruché MOODLEY	RSA	KTM	202.6	201.4	196.3	196.0	195.6	198.4	202.6
27 Rico SALMELA	FIN	KTM	200.7	200.3	198.1	195.2	194.9	197.8	200.7
28 Máximo QUILES	SPA	KTM	200.7	198.8	197.0	196.7	196.3	197.9	200.7
94 Guido PINI	ITA	KTM	200.3	198.1	196.7	192.8	192.5	196.1	200.3
14 Cormac BUCHANAN	NZE	KTM	200.0	198.8	198.5	197.0	194.5	197.2	200.0
83 Alvaro CARPE	SPA	KTM	200.0	199.6	197.8	197.4	197.0	198.4	200.0
93 Arbi ADITAMA	INA	KTM	200.0	199.6	195.2	194.5	194.2	196.3	200.0
12 Jacob ROULSTONE	AUS	KTM	199.6	198.8	198.5	197.8	196.3	198.2	199.6
57 Danial SHAHRIL	MAL	KTM	199.2	197.4	196.3	196.0	195.6	196.9	199.2
2 Amaury MIZERA	FRA	KTM	198.1	197.8	197.4	195.2	187.8	195.3	198.1
69 Marcos RUDA	SPA	KTM	198.1	198.1	197.0	196.7	196.0	197.2	198.1
78 Jakob ROSENTHALER	AUT	KTM	198.1	197.0	196.7	196.7	196.3	197.0	198.1
5 Leo RAMMERSTORFER	AUT	KTM	197.8	197.8	197.4	196.3	196.3	197.1	197.8
18 Angel PIQUERAS	SPA	KTM	197.8	195.2	194.5	193.2	192.1	194.6	197.8
56 Kevin FARKAS	HUN	KTM	197.8	197.0	197.0	196.7	196.3	197.0	197.8
67 Casey O'GORMAN	IRL	KTM	197.8	197.4	196.7	196.0	194.2	196.4	197.8
88 Shinya EZAWA	JPN	KTM	197.8	197.8	197.4	194.5	194.2	196.3	197.8
95 Marco MORELLI	ARG	KTM	197.4	194.5	194.2	193.8	193.5	194.7	197.4
47 Dodo BOGGIO	ITA	KTM	197.0	196.3	196.3	195.6	194.9	196.0	197.0
81 Lorenz LUCIANO	BEL	KTM	197.0	195.6	195.6	194.9	193.2	194.9	197.0
23 Rhys STEPHENSON	GBR	KTM	195.6	194.9	193.2	192.8	192.1	193.5	195.6
50 Carter THOMPSON	AUS	KTM	195.6	195.6	194.9	194.5	194.2	195.0	195.6
54 Alberto FERRANDEZ	SPA	KTM	195.6	195.2	195.2	194.5	193.8	194.7	195.6
13 Hakim DANISH	MAL	KTM	195.2	194.5	194.5	194.5	194.5	194.6	195.2
25 Alexander ENRIQUEZ	USA	KTM	194.2	193.5	192.1			193.3	194.2





4423 m.

Results and timing service provided by TISSOT

GRAN PREMIO MotoGP™ GURU BY GRYFYN DE ESPAÑA

Qualifying

Best Partial Times

RookiesCup

IT Ideal Lap Time, sum of the best partial times


BT Best Lap Time

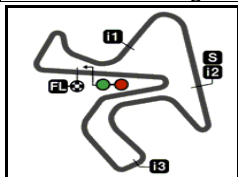
T1		T2		T3		T4						
Pos	Rider	Time	Rider	Time	Rider	Time	Rider	Time	Pos	Rider	IT	BT
1	M.QUILES	26.678	M.MORELLI	16.611	A.PIQUERAS	31.616	M.MORELLI	33.816	1	A.PIQUERAS	1'48.988	1'49.395 (3)
2	A.PIQUERAS	26.702	R.MOODLEY	16.638	M.QUILES	31.828	A.CARPE	33.862	2	M.QUILES	1'49.066	1'49.105 (1)
3	D.BOGGIO	26.801	R.SALMELA	16.665	G.PINI	31.880	M.QUILES	33.867	3	M.MORELLI	1'49.222	1'49.338 (2)
4	R.SALMELA	26.862	J.ROULSTONE	16.668	M.MORELLI	31.890	R.MOODLEY	33.888	4	J.ROULSTONE	1'49.412	1'49.412 (4)
5	R.MOODLEY	26.875	A.CARPE	16.682	R.SALMELA	31.913	J.ROULSTONE	33.911	5	A.CARPE	1'49.495	1'49.929 (10)
6	A.FERRANDEZ	26.875	M.QUILES	16.693	J.ROULSTONE	31.923	A.PIQUERAS	33.951	6	R.SALMELA	1'49.552	1'49.937 (11)
7	A.CARPE	26.905	A.PIQUERAS	16.719	A.FERRANDEZ	31.977	C.O'GORMAN	33.963	7	D.BOGGIO	1'49.604	1'49.671 (5)
8	M.MORELLI	26.905	D.SHADRIL	16.742	A.CARPE	32.046	D.BOGGIO	33.992	8	G.PINI	1'49.695	1'49.974 (12)
9	J.ROULSTONE	26.910	A.ADITAMA	16.742	C.BUCHANAN	32.047	A.ADITAMA	34.004	9	R.MOODLEY	1'49.700	1'49.789 (6)
10	A.ADITAMA	26.953	D.BOGGIO	16.758	D.BOGGIO	32.053	H.DANISH	34.031	10	A.FERRANDEZ	1'49.818	1'49.844 (7)
11	G.PINI	26.959	G.PINI	16.763	C.O'GORMAN	32.106	G.PINI	34.093	11	A.ADITAMA	1'49.828	1'49.888 (8)
12	M.RUDA	26.965	S.EZAWA	16.784	A.ADITAMA	32.129	A.FERRANDEZ	34.103	12	C.O'GORMAN	1'49.865	1'49.897 (9)
13	C.O'GORMAN	26.969	C.THOMPSON	16.798	L.LUCIANO	32.163	R.SALMELA	34.112	13	C.BUCHANAN	1'50.081	1'50.665 (15)
14	C.BUCHANAN	26.975	J.ROSENTHALE	16.804	H.DANISH	32.165	L.LUCIANO	34.113	14	L.LUCIANO	1'50.136	1'50.290 (13)
15	L.LUCIANO	27.032	C.BUCHANAN	16.814	S.EZAWA	32.189	C.THOMPSON	34.132	15	M.RUDA	1'50.389	1'50.417 (14)
16	J.ROSENTHALE	27.084	C.O'GORMAN	16.827	K.FARKAS	32.198	D.SHADRIL	34.229	16	D.SHADRIL	1'50.412	1'50.735 (16)
17	D.SHADRIL	27.089	L.LUCIANO	16.828	M.RUDA	32.236	C.BUCHANAN	34.245	17	H.DANISH	1'50.441	1'50.777 (17)
18	C.THOMPSON	27.118	A.FERRANDEZ	16.863	R.MOODLEY	32.299	M.RUDA	34.325	18	C.THOMPSON	1'50.515	1'50.816 (18)
19	K.FARKAS	27.177	M.RUDA	16.863	D.SHADRIL	32.352	K.FARKAS	34.356	19	K.FARKAS	1'50.602	1'50.934 (20)
20	S.EZAWA	27.183	A.MIZERA	16.871	L.RAMMERSTOR	32.448	J.ROSENTHALE	34.369	20	S.EZAWA	1'50.612	1'51.506 (22)
21	L.RAMMERSTOR	27.199	K.FARKAS	16.871	C.THOMPSON	32.467	S.EZAWA	34.456	21	J.ROSENTHALE	1'50.742	1'50.886 (19)
22	R.STEPHENSON	27.245	R.STEPHENSON	16.885	J.ROSENTHALE	32.485	R.STEPHENSON	34.486	22	L.RAMMERSTOR	1'51.212	1'51.454 (21)
23	H.DANISH	27.340	H.DANISH	16.905	R.STEPHENSON	32.640	L.RAMMERSTOR	34.600	23	R.STEPHENSON	1'51.256	1'51.717 (23)
24	A.MIZERA	27.565	L.RAMMERSTOR	16.965	A.MIZERA	32.682	A.MIZERA	34.814	24	A.MIZERA	1'51.932	1'52.328 (24)

DORNA DATA PROCESSING TIMING SERVICE DORNA DATA PROCESSING TIMING SERVICE DORNA DATA PROCESSING TIMING SERVICE DORNA DATA PROCESSING TIMING SERVICE DORNA DATA PROCESSING TIMING SERVICE DORNA DATA PROCESSING TIMING SERVICE DORNA DATA PROCESSING TIMING SERVICE DORNA DATA PROCESSING TIMING SERVICE DORNA DATA PROCESSING TIMING SERVICE DORNA DATA PROCESSING TIMING SERVICE DORNA DATA PROCESSING TIMING SERVICE DORNA DATA PROCESSING TIMING SERVICE DORNA DATA PROCESSING TIMING SERVICE DORNA DATA PROCESSING



uito de Jerez - Ángel N

Results and timing service provided by  **TISSOT**



4423 m.

GRAN PREMIO MotoGP™ GURU BY GRYPFN DE ESPAÑA

Qualifying

Best Partial Times

RookiesCup

IT Ideal Lap Time, sum of the best partial times

BT Best Lap Time

T1		T2		T3		T4		IT	BT	
Pos	Rider	Time	Rider	Time	Rider	Time	Rider	Time	Pos	Rider
25	A.ENRIQUEZ	27.650	A.ENRIQUEZ	17.294	A.ENRIQUEZ	33.039	A.ENRIQUEZ	35.107	25	A.ENRIQUEZ
								1'53.090	1'53.121	(25)

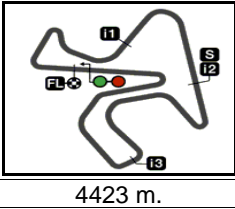
DORNA DATA PROCESSING TIMING SERVICE DORNA DATA PROCESSING TIMING SERVICE DORNA DATA PROCESSING TIMING SERVICE DORNA DATA PROCESSING TIMING SERVICE DORNA DATA PROCESSING TIMING SERVICE DORNA DATA PROCESSING TIMING SERVICE DORNA DATA PROCESSING TIMING SERVICE DORNA DATA PROCESSING TIMING SERVICE DORNA DATA PROCESSING TIMING SERVICE DORNA DATA PROCCESSSS



GRAN PREMIO MotoGP™ GURU BY GRYPYN DE ESPAÑA

Qualifying

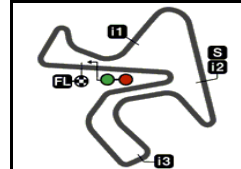
Fastest Laps Sequence



4423 m.

Practice Time	Rider	Nation	Motorcycle	Time	Km/h	Rider's Lap
4'05.412	94 Guido PINI	ITA	KTM	1'51.217	143.1	2
4'28.040	54 Alberto FERRANDEZ	SPA	KTM	1'50.962	143.4	2
4'28.181	12 Jacob ROULSTONE	AUS	KTM	1'50.265	144.4	2
6'12.657	83 Alvaro CARPE	SPA	KTM	1'49.929	144.8	3
6'19.174	18 Angel PIQUERAS	SPA	KTM	1'49.395	145.5	3
6'23.568	95 Marco MORELLI	ARG	KTM	1'49.338	145.6	3
10'02.060	28 Máximo QUILES	SPA	KTM	1'49.105	145.9	5





4423 m.

GRAN PREMIO MotoGP™ GURU BY GRYFYN DE ESPAÑA

Qualifying

Chronological Analysis of Performances

RookiesCup

		* Lap / Sector time cancelled					T1 Time from finish line to 1st intermediate					T3 Time from 2nd intermed. to 3rd intermed.				
		P Crossing the finish line in pit lane					T2 Time from 1st intermed. to 2nd intermed.					T4 Time from 3rd intermediate to finish line				
Lap	Lap Time	T1	T2	T3	T4	Speed	Lap	Lap Time	T1	T2	T3	T4	Speed			
1st	28	Máximo QUILES Red Bull MotoGP Roo SPA					5	1'49.412	26.910	16.668	31.923	33.911	199.6			
		Runs=2 Total laps=10 Full laps=7 Valid laps=5					6	1'53.787	28.267	17.113	33.649	34.758	186.8			
1	2'35.602	31.520	18.031	41.718	38.364	180.3	7	1'53.888 *	27.026	16.935	32.012	37.915*	192.1			
2	1'56.599	27.442	17.222	34.475	37.460	194.2	8	1'54.721	27.159	16.866	32.843	37.853	198.5			
3	1'50.099	26.946	16.693	32.444	34.016	200.7	9	1'50.710	27.072	16.967	32.394	34.277	196.3			
4	1'50.655 *	27.21*	17.126	32.252	34.058	195.2	10	1'51.023 *	27.10*	16.933	32.600	34.386	194.9			
5	1'49.105	26.678	16.732	31.828	33.867	197.0	11	1'50.029	26.960	16.720	31.975	34.374	198.8			
6	1'49.467	26.842	16.749	31.948	33.928	196.7										
7	2'03.671 *	27.307	17.077	35.781	43.506*	193.8	5th 47 Dodo BOGGIO Red Bull MotoGP Roo ITA									
8	1'45.417 P	27.172	16.904	32.355	28.986	198.8										
9	1'56.515	30.559	17.211	32.360	36.385	194.9										
10	1'49.876	26.973	16.874	32.093	33.936	196.3										
						Runs=1 Total laps=11 Full laps=10 Valid laps=6										
1	2'37.107	30.089	18.889	42.418	40.060	178.8	2	1'50.844 *	27.350	16.946	32.401	34.147*	196.3			
2	1'50.844 *	27.350	16.946	32.401	34.147*	196.3	3	1'56.703	29.252	17.361	34.112	35.978	187.5			
3	1'56.703	29.252	17.361	34.112	35.978	187.5	4	1'51.614 *	27.53*	17.045	32.702	34.336	192.5			
4	1'51.614 *	27.53*	17.045	32.702	34.336	192.5	5	1'49.671	26.801	16.825	32.053	33.992	195.6			
5	1'49.671	26.801	16.825	32.053	33.992	195.6	6	1'53.128	28.847	16.850	32.824	34.607	194.5			
6	1'53.128	28.847	16.850	32.824	34.607	194.5	7	1'57.316	29.005	17.002	32.404	38.905	194.9			
7	1'57.316	29.005	17.002	32.404	38.905	194.9	8	1'52.714 *	26.960	16.844*	33.893	35.017	197.0			
8	1'52.714 *	26.960	16.844*	33.893	35.017	197.0	9	1'53.970	26.905	16.758	35.881	34.426	196.3			
9	1'53.970	26.905	16.758	35.881	34.426	196.3	10	1'50.909 *	27.16*	17.026	32.299	34.421	194.5			
10	1'50.909 *	27.16*	17.026	32.299	34.421	194.5	11	1'53.608	29.641	17.529	32.295	34.143	192.1			
11	1'53.608	29.641	17.529	32.295	34.143	192.1										
6th	11	Ruché MOODLEY Red Bull MotoGP Roo RSA														
		Runs=2 Total laps=11 Full laps=9 Valid laps=6					1	2'02.628 P	30.168	17.351	32.951	29.242	195.6			
1	2'02.628 P	30.168	17.351	32.951	29.242	195.6	2	2'01.701	34.971	17.176	32.973	36.581	195.2			
2	2'01.701	34.971	17.176	32.973	36.581	195.2	3	1'59.135 *	33.971	17.091	32.888	35.185*	189.1			
3	1'59.135 *	33.971	17.091	32.888	35.185*	189.1	4	1'50.580 *	27.00*	16.747	32.515	34.316	196.0			
4	1'50.580 *	27.00*	16.747	32.515	34.316	196.0	5	1'49.902	27.020	16.660	32.334	33.888	202.6			
5	1'49.902	27.020	16.660	32.334	33.888	202.6	6	1'52.878	28.765	16.706	32.846	34.561	191.8			
6	1'52.878	28.765	16.706	32.846	34.561	191.8	7	1'57.014	28.842	16.984	32.679	38.509	189.4			
7	1'57.014	28.842	16.984	32.679	38.509	189.4	8	1'49.789	26.875	16.638	32.326	33.950	201.4			
8	1'49.789	26.875	16.638	32.326	33.950	201.4	9	1'52.286	27.248	17.311	32.888	34.839	192.1			
9	1'52.286	27.248	17.311	32.888	34.839	192.1	10	1'51.691 *	27.42*	17.255	32.780	34.228	191.8			
10	1'51.691 *	27.42*	17.255	32.780	34.228	191.8	11	1'50.523	26.999	16.912	32.299	34.313	196.3			
11	1'50.523	26.999	16.912	32.299	34.313	196.3										
7th	54	Alberto FERRANDE Red Bull MotoGP Roo SPA														
		Runs=1 Total laps=11 Full laps=10 Valid laps=5					1	2'37.078	31.323	17.382	39.789	38.753	191.8			
1	2'37.078	31.323	17.382	39.789	38.753	191.8	2	1'50.962	27.321	16.939	32.265	34.437	195.2			
2	1'50.962	27.321	16.939	32.265	34.437	195.2	3	1'57.690	32.558	17.083	32.690	35.359	193.2			
3	1'57.690	32.558	17.083	32.690	35.359	193.2	4	1'50.348 *	26.97*	16.863	32.187	34.325	195.2			
4	1'50.348 *	26.97*	16.863	32.187	34.325	195.2	5	1'49.844	26.875	16.889	31.977	34.103	195.6			
5	1'49.844	26.875	16.889	31.977	34.103	195.6	6	1'54.779	28.413	17.218	33.567	35.581	190.1			
6	1'54.779	28.413	17.218	33.567	35.581	190.1	7	1'55.259	27.179	17.073	32.334	38.673	190.8			
7	1'55.259	27.179	17.073	32.334	38.673	190.8	8	1'52.678 *	26.89*	16.894	33.425	35.464	193.8			
8	1'52.678 *	26.89*	16.894	33.425	35.464	193.8										

Fastest Lap: Máximo QUILES Red Bull MotoGP Roo SPA **1'49.105** 26.678 16.732 31.828 33.867

DORNA DATA PROCESSING TIMING SERVICE DORNA DATA PROCESSING TIMING SERVICE DORNA DATA PROCESSING TIMING SERVICE DORNA DATA PROCESSING TIMING SERVICE DORNA DATA PROCESSING TIMING SERVICE DORNA DATA PROCESSING TIMING SERVICE DORNA DATA PROCESSES

Qualifying

RookiesCup

Lap	Lap Time	T1	T2	T3	T4	Speed	Lap	Lap Time	T1	T2	T3	T4	Speed
9	1'53.149 *	26.995	17.071	34.362	34.721*	191.8	11	1'51.470 *	27.018	17.055	32.014	35.383*	194.2
10	1'50.357 *	26.93*	17.021	32.085	34.314*	193.8	12th 94 Guido PINI Red Bull MotoGP Roo ITA						
11	1'50.354 *	27.10*	16.919	32.171	34.155	194.5	Runs=2	Total laps=10	Full laps=7	Valid laps=6			
8th 93 Arbi ADITAMA Red Bull MotoGP Roo INA							1	2'14.195	32.586	17.647	33.172	36.334	191.8
Runs=2	Total laps=10	Full laps=7	Valid laps=6				2	1'51.217	27.157	16.974	32.587	34.499	196.7
1	2'26.026	36.673	18.532	33.004	42.023	194.5	3	1'50.390	27.108	17.073	32.050	34.159	192.5
2	2'04.747	28.308	18.957	34.698	42.784	179.7	4	1'56.643	28.234	17.203	34.284	36.922	183.6
3	1'50.936	27.242	16.780	32.301	34.613	200.0	5	1'49.974	27.018	16.870	31.993	34.093	198.1
4	1'52.378 *	27.70*	17.936	32.412	34.323	185.2	6	1'56.029	28.677	18.008	33.117	36.227	178.8
5	1'49.888	26.953	16.742	32.189	34.004	199.6	7	1'55.043	26.959	17.663	35.241	35.180	177.9
6	1'50.138	27.012	16.792	32.129	34.205	195.2	8	1'44.264 P	26.963	17.075	32.861	27.365	192.8
7	1'50.782 P	27.753	17.957	34.366	30.706	188.1	9	2'34.363	54.689	21.134	40.371	38.169	163.6
8	2'13.847	38.092	21.014	39.198	35.543	164.1	10	1'49.562 *	27.041	16.763	31.880	33.878*	200.3
9	1'52.429	27.396	17.015	32.836	35.182	194.2	13th 81 Lorenz LUCIANO Red Bull MotoGP Roo BEL						
10	1'51.486	27.403	17.035	32.572	34.476	194.2	Runs=1	Total laps=11	Full laps=10	Valid laps=8			
9th 67 Casey O'GORMAN Red Bull MotoGP Roo IRL							1	2'25.311 *	30.018	18.500	34.851	36.071*	183.0
Runs=2	Total laps=10	Full laps=7	Valid laps=7				2	1'54.940 *	27.60*	17.255	32.609	37.468	190.1
1	2'14.666 *	30.503	17.408	33.097	40.342*	197.4	3	1'50.668	27.226	16.867	32.205	34.370	195.6
2	1'51.238	27.566	16.895	32.443	34.334	196.0	4	1'52.317 *	27.29*	18.434	32.455	34.138	190.8
3	1'50.536	27.163	16.950	32.286	34.137	191.8	5	1'53.774	27.081	17.140	32.715	36.838	190.8
4	1'49.426 P	27.125	17.257	34.582	30.462	186.5	6	1'50.449	27.123	16.841	32.200	34.285	197.0
5	2'24.844	40.779	19.211	36.181	48.673	159.0	7	1'50.652	27.032	16.887	32.620	34.113	194.9
6	1'56.808	27.451	17.121	34.364	37.872	192.8	8	1'55.388	27.139	16.965	33.480	37.804	193.2
7	1'52.415	27.104	16.827	33.159	35.325	197.8	9	1'52.271	27.391	17.486	32.853	34.541	189.4
8	1'50.800	27.151	16.897	32.432	34.320	196.7	10	1'51.601	27.325	17.002	32.268	35.006	193.2
9	1'55.509	27.050	17.277	34.801	36.381	187.1	11	1'50.290	27.113	16.828	32.163	34.186	195.6
10	1'49.897	26.969	16.859	32.106	33.963	194.2	14th 69 Marcos RUDA Red Bull MotoGP Roo SPA						
10th 83 Alvaro CARPE Red Bull MotoGP Roo SPA							Runs=2	Total laps=10	Full laps=7	Valid laps=3			
1	2'31.793	30.230	18.608	41.151	36.429	191.4	1	2'35.882	30.782	17.752	41.805	38.443	182.1
2	1'50.935 *	27.486	17.018	32.379	34.052*	196.3	2	1'51.873	27.426	17.095	32.631	34.721	197.0
3	1'49.929	26.983	16.888	32.113	33.945	196.7	3	1'55.358 *	29.79*	17.155	32.726	35.683	195.2
4	1'49.782 *	26.97*	16.877	32.073	33.862	197.8	4	1'50.789 *	27.30*	16.877	32.251	34.355*	196.7
5	1'54.399 *	30.366	17.104	32.563	34.366*	196.3	5	1'50.497 *	26.991	16.863	32.324	34.319*	198.1
6	1'51.044	26.961	16.852	32.335	34.896	195.6	6	1'50.417	26.965	16.891	32.236	34.325	198.1
7	1'49.605 *	26.978	16.682	32.046	33.899*	200.0	7	1'58.439	27.103	16.957	34.645	39.734	196.0
8	1'58.103	29.548	17.122	32.499	38.934	196.3	8	1'47.678 P	27.43*	17.182	34.496	28.561	192.5
9	1'50.471	27.092	16.845	32.060	34.474	197.0	9	1'58.463	33.052	17.544	33.160	34.707	189.1
10	1'53.042	28.236	16.912	32.334	35.560	197.4	10	1'51.296 *	27.18*	17.261	32.444	34.403	191.8
11	1'51.212 *	26.905	16.742	32.109	35.456*	199.6	15th 14 Cormac BUCHANA Red Bull MotoGP Roo NZE						
11th 27 Rico SALMELA Red Bull MotoGP Roo FIN							Runs=2	Total laps=11	Full laps=9	Valid laps=4			
1	2'02.318 P	32.589	17.465	32.867	29.086	193.2	1	2'02.962 P	31.530	17.410	33.116	29.426	190.1
2	2'04.171	35.008	17.298	33.514	38.351	193.8	2	2'05.774	34.655	17.389	33.495	40.235	198.8
3	1'49.937	27.049	16.806	31.970	34.112	198.1	3	1'50.665	27.124	16.814	32.294	34.433	200.0
4	1'51.615 *	27.65*	17.585	32.169	34.209	188.8	4	1'51.744 *	27.75*	17.429	32.247*	34.309*	194.5
5	1'50.245	26.862	16.927	32.023	34.433	195.2	5	1'50.067 *	26.975	16.912	32.047	34.133*	194.5
6	1'49.980	26.984	16.964	31.913	34.119	194.9	6	1'51.481	27.094	17.391	32.751	34.245	178.8
7	2'01.896	28.669	17.156	36.259	39.812	193.2	7	1'57.990	27.023	16.960	34.074	39.933	198.5
8	1'56.691	28.372	18.037	34.903	35.379	183.0	8	1'53.710 *	27.315	17.263*	33.645	35.487	188.1
9	1'50.451	26.969	16.665	32.403	34.414	200.3	9	1'50.929	27.043	16.935	32.446	34.505	197.0
10	1'49.961 *	26.91*	16.768	32.129	34.148	200.7	10	1'53.947 *	27.14*	17.313	32.645	36.841	188.4
							11	1'50.908 *	27.18*	17.089	32.229	34.410*	192.8

Fastest Lap: Máximo QUILES Red Bull MotoGP Roo SPA **1'49.105** 26.678 16.732 31.828 33.867

DORNA DATA PROCESSING TIMING SERVICE DORNA DATA PROCESSING TIMING SERVICE DORNA DATA PROCESSING TIMING SERVICE DORNA DATA PROCESSING TIMING SERVICE DORNA DATA PROCESSING TIMING SERVICE DORNA DATA PROCESSING TIMING SERVICE DORNA DATA PROCESSING TIMING SERVICE DORNA DATA PROCESSING TIMING SERVICE DORNA DATA PROCCESSS



Qualifying

RookiesCup

Lap	Lap Time	T1	T2	T3	T4	Speed	Lap	Lap Time	T1	T2	T3	T4	Speed	
16th	57	Danial SHAHRIL Red Bull MotoGP Roo MAL						3	1'51.357	27.341	17.027	32.520	34.469	195.2
		Runs=1	Total laps=9	Full laps=8	Valid laps=6		4	1'53.559 *	27.64 *	18.679	32.860	34.375	174.1	
	1	2'27.528	34.052	17.425	33.224	43.206	197.4	5	1'51.279	27.300	17.079	32.544	34.356	194.9
	2	1'52.147	27.624	17.154	32.670	34.699	194.9	6	1'51.130	27.411	16.990	32.304	34.425	194.2
	3	1'51.303 *	27.20 *	16.957	32.438	34.708	196.0	7	1'50.934	27.206	16.950	32.198	34.580	195.6
	4	1'53.865 *	27.63 *	17.881	33.782	34.567	188.8	8	1'56.929	28.505	16.871	32.968	38.585	197.0
	5	1'50.849	27.241	16.984	32.352	34.272	195.6	9	1'51.624	27.455	17.002	32.691	34.476	196.3
	6	1'52.830	27.567	17.683	32.728	34.852	187.8	10	1'52.350	27.418	17.002	32.506	35.424	197.0
	7	1'50.735	27.147	16.930	32.429	34.229	196.3	11	1'51.083 *	27.177	16.917	32.360	34.629 *	196.7
	8	1'54.939	27.089	16.742	32.464	38.644	199.2	21st						
	9	1'51.084	27.237	16.963	32.444	34.440	194.9	5	Leo RAMMERSTOR Red Bull MotoGP Roo AUT					
								Runs=1	Total laps=11	Full laps=10	Valid laps=7			
	1	2'14.641	31.026	17.530	33.103	38.922	195.2	1	2'14.641	31.240	17.426	33.140	40.389	195.6
	2	1'53.461	28.698	17.377	32.828	34.558	192.5	2	1'52.488	27.843	16.980	32.578	35.087	197.8
	3	1'50.777	27.497	16.905	32.165	34.210	194.5	3	1'51.938	27.438	16.982	32.687	34.831	197.4
	4	1'45.169 P	27.378	16.946	32.463	28.382	194.5	4	1'53.366 *	27.646	17.064	32.739	35.917 *	196.3
	5	2'08.995	38.987	19.576	35.802	34.630	172.5	5	1'53.426	27.366	16.965	32.680	36.415	197.8
	6	1'45.219 P	27.371	16.947	32.989	27.912	194.5	6	1'51.454	27.332	17.033	32.489	34.600	196.3
	7	1'53.299 P	31.484	17.727	34.802	29.286	182.7	7	1'57.773	30.288	17.233	32.955	37.297	196.0
	8	1'53.401	29.314	17.114	32.388	34.585	194.5	8	1'54.322 *	27.32 *	17.179	32.593	37.230	194.9
	9	1'51.093	27.340	17.060	32.662	34.031	191.8	9	1'53.738	27.760	17.690	33.119	35.169	190.1
								10	1'51.457	27.199	17.070	32.448	34.740	194.2
								11	1'53.350 *	28.30 *	17.266	32.974	34.808	192.1
17th	13	Hakim DANISH Red Bull MotoGP Roo MAL												
		Runs=4	Total laps=9	Full laps=3	Valid laps=3									
	1	2'14.973	31.026	17.530	33.103	38.922	195.2							
	2	1'53.461	28.698	17.377	32.828	34.558	192.5							
	3	1'50.777	27.497	16.905	32.165	34.210	194.5							
	4	1'45.169 P	27.378	16.946	32.463	28.382	194.5							
	5	2'08.995	38.987	19.576	35.802	34.630	172.5							
	6	1'45.219 P	27.371	16.947	32.989	27.912	194.5							
	7	1'53.299 P	31.484	17.727	34.802	29.286	182.7							
	8	1'53.401	29.314	17.114	32.388	34.585	194.5							
	9	1'51.093	27.340	17.060	32.662	34.031	191.8							
18th	50	Carter THOMPSON Red Bull MotoGP Roo AUS												
		Runs=1	Total laps=11	Full laps=10	Valid laps=5									
	1	2'09.455	30.209	17.469	33.086	35.697	195.6							
	2	1'57.448	29.572	18.157	35.247	34.472	188.1							
	3	1'50.816	27.118	16.885	32.681	34.132	194.9							
	4	1'50.818 *	27.170	16.798	32.467	34.383 *	194.5							
	5	1'56.972 *	28.406	17.804	35.359	35.403 *	188.1							
	6	1'52.903	27.442	17.276	33.233	34.952	188.8							
	7	1'58.304 *	27.55 *	17.416	35.259	38.072	184.3							
	8	1'55.187	27.660	17.421	34.215	35.891	190.8							
	9	1'52.391 *	27.370	17.249	32.871	34.901 *	192.5							
	10	1'52.367	27.157	17.028	32.696	35.486	194.2							
	11	1'51.511 *	27.177	17.433	32.578	34.323 *	195.6							
22nd	88	Shinya EZAWA Red Bull MotoGP Roo JPN												
		Runs=1	Total laps=11	Full laps=10	Valid laps=5									
	1	2'16.183	31.508	17.604	33.592	37.823	193.8							
	2	1'51.383 *	27.565	16.946	32.380	34.492 *	194.2							
	3	1'50.384 *	27.183	16.836	32.189	34.176 *	197.8							
	4	1'56.655	27.513	16.784	33.599	38.759	197.4							
	5	1'51.506	27.505	17.000	32.545	34.456	192.5							
	6	1'52.565 *	27.36 *	16.812	32.690	35.700 *	197.8							
	7	1'52.855	27.340	17.046	33.466	35.003	191.4							
	8	2'13.291	41.197	17.804	34.775	39.515	187.1							
	9	1'55.547 *	28.208	17.383	35.434	34.522 *	188.8							
	10	2'01.187 *	27.38 *	17.046	32.721	44.040 *	194.5							
	11	1'53.727	28.363	17.359	32.978	35.027	189.1							
23rd	23	Rhys STEPHENSON Red Bull MotoGP Roo GBR												
		Runs=1	Total laps=11	Full laps=10	Valid laps=8									
	1	2'13.225	31.196	17.535	33.193	35.224	194.9							
	2	1'52.626	27.657	17.288	33.006	34.675	192.1							
	3	1'51.717	27.410	16.920	32.640	34.747	192.8							
	4	1'53.861	27.497	16.885	33.729	35.750	195.6							
	5	1'53.332 *	27.507	17.334	33.278	35.213 *	191.8							
	6	1'51.981	27.273	17.044	32.733	34.931	193.2							
	7	1'54.624	27.667	17.494	34.347	35.116	187.5							
	8	1'57.459	27.688	17.704	33.889	38.178	187.5							
	9	1'53.183	28.060	17.442	33.195	34.486	190.8							
	10	1'52.290	27.245	17.129	32.901	35.015	192.1							
	11	1'52.959 *	27.529	17.328	32.935	35.167 *	187.5							
24th	2	Amaury MIZERA Red Bull MotoGP Roo FRA												
		Runs=1	Total laps=4	Full laps=3	Valid laps=1									
	1	2'38.891 *	31.698	17.813	35.071	40.051 *	187.8							
	2	1'52.328	27.565	17.131	32.818	34.814	195.2							

Fastest Lap: Máximo QUILES Red Bull MotoGP Roo SPA **1'49.105** 26.678 16.732 31.828 33.867

DORNA DATA PROCESSING TIMING SERVICE DORNA DATA PROCESSING TIMING SERVICE DORNA DATA PROCESSING TIMING SERVICE DORNA DATA PROCESSING TIMING SERVICE DORNA DATA PROCESSING TIMING SERVICE DORNA DATA PROCESSING TIMING SERVICE DORNA DATA PROCCEESSES

Jerez de la Frontera, Friday, April 28, 2023



Qualifying

RookiesCup

Lap	Lap Time	T1	T2	T3	T4	Speed	Lap	Lap Time	T1	T2	T3	T4	Speed
3	1'51.855 *	27.44*	16.956	32.903	34.551*	197.8							
4	1'51.395 *	27.54*	16.887	32.682	34.279*	197.4							
unfinished		27.069	16.871	57.537		198.1							

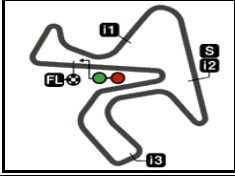
25th **25** **Alexander ENRIQUE** Red Bull MotoGP Roo USA
 Runs=1 Total laps=3 Full laps=2 Valid laps=2

1	2'17.313	32.070	17.793	34.400	35.569	192.1
2	1'53.563	27.955	17.340	33.161	35.107	194.2
3	1'53.121	27.650	17.294	33.039	35.138	193.5

Fastest Lap: Máximo QUILES Red Bull MotoGP Roo SPA **1'49.105** 26.678 16.732 31.828 33.867

DORNA DATA PROCESSING TIMING SERVICE DORNA DATA PROCESSING TIMING SERVICE DORNA DATA PROCESSING TIMING SERVICE DORNA DATA PROCESSING TIMING SERVICE DORNA DATA PROCESSING TIMING SERVICE DORNA DATA PROCESSING TIMING SERVICE DORNA DATA PROCESSING TIMING SERVICE DORNA DATA PROCESSING TIMING SERVICE DORNA DATA PROCCESSS





4423 m.

GRAN PREMIO MotoGP™ GURU BY GRYPYN DE ESPAÑA
Official Starting Grid

RookiesCup

Race : 14 laps = 61.922 km

9

25

1'53.121

25 Alexander ENRIQUEZ
KTM

The results are provisional until the end of the limit for protest and appeals and until the ratification of the Event Management Committee.

Time limit for protest expires 60' at the latest after publication of the results - Time:

DORNA DATA PROCESSING TIMING SERVICE DORNA DATA PROCESSING TIMING SERVICE DORNA DATA PROCESSING TIMING SERVICE DORNA DATA PROCESSING TIMING SERVICE DORNA DATA PROCESSING TIMING SERVICE DORNA DATA PROCESSING TIMING SERVICE DORNA DATA PROCESSING TIMING SERVICE DORNA DATA PROCEESSS

