

4592 m.

# GRANDE PRÉMIO TISSOT DE PORTUGAL

## Qualifying Classification

# Rookies Cup

	<i>Rider</i>	<i>Nation</i>	<i>Team</i>	<i>Motorcycle</i>	<i>Time</i>	<i>Lap</i>	<i>Total</i>	<i>Gap</i>	<i>Top Speed</i>
1	<b>18 Angel PIQUERAS</b>	SPA	Red Bull MotoGP Rookies Cup	KTM	<b>1'50.606</b>	8	8		<b>217.3</b>
2	<b>11 Ruché MOODLEY</b>	RSA	Red Bull MotoGP Rookies Cup	KTM	<b>1'50.865</b>	6	10	0.259 0.259	<b>228.3</b>
3	<b>67 Casey O'GORMAN</b>	IRL	Red Bull MotoGP Rookies Cup	KTM	<b>1'51.013</b>	5	10	0.407 0.148	<b>225.4</b>
4	<b>81 Lorenz LUCIANO</b>	BEL	Red Bull MotoGP Rookies Cup	KTM	<b>1'51.061</b>	6	10	0.455 0.048	<b>223.1</b>
5	<b>54 Alberto FERRANDEZ</b>	SPA	Red Bull MotoGP Rookies Cup	KTM	<b>1'51.106</b>	6	10	0.500 0.045	<b>223.1</b>
6	<b>27 Rico SALMELA</b>	FIN	Red Bull MotoGP Rookies Cup	KTM	<b>1'51.130</b>	9	9	0.524 0.024	<b>216.8</b>
7	<b>83 Alvaro CARPE</b>	SPA	Red Bull MotoGP Rookies Cup	KTM	<b>1'51.163</b>	8	10	0.557 0.033	<b>220.8</b>
8	<b>13 Hakim DANISH</b>	MAL	Red Bull MotoGP Rookies Cup	KTM	<b>1'51.209</b>	5	9	0.603 0.046	<b>220.4</b>
9	<b>28 Máximo QUILES</b>	SPA	Red Bull MotoGP Rookies Cup	KTM	<b>1'51.254</b>	5	9	0.648 0.045	<b>216.8</b>
10	<b>8 Eddie O'SHEA</b>	GBR	Red Bull MotoGP Rookies Cup	KTM	<b>1'51.407</b>	5	6	0.801 0.153	<b>220.4</b>
11	<b>57 Danial SYAHMI</b>	MAL	Red Bull MotoGP Rookies Cup	KTM	<b>1'51.552</b>	6	10	0.946 0.145	<b>223.6</b>
12	<b>50 Carter THOMPSON</b>	AUS	Red Bull MotoGP Rookies Cup	KTM	<b>1'51.711</b>	8	10	1.105 0.159	<b>221.7</b>
13	<b>56 Kevin FARKAS</b>	HUN	Red Bull MotoGP Rookies Cup	KTM	<b>1'51.729</b>	5	6	1.123 0.018	<b>223.6</b>
14	<b>94 Guido PINI</b>	ITA	Red Bull MotoGP Rookies Cup	KTM	<b>1'51.783</b>	8	10	1.177 0.054	<b>217.3</b>
15	<b>14 Cormac BUCHANAN</b>	NZE	Red Bull MotoGP Rookies Cup	KTM	<b>1'51.857</b>	6	10	1.251 0.074	<b>223.1</b>
16	<b>2 Amaury MIZERA</b>	FRA	Red Bull MotoGP Rookies Cup	KTM	<b>1'51.878</b>	4	10	1.272 0.021	<b>225.0</b>
17	<b>78 Jakob ROSENTHALER</b>	AUT	Red Bull MotoGP Rookies Cup	KTM	<b>1'51.902</b>	10	10	1.296 0.024	<b>220.4</b>
18	<b>95 Marco MORELLI</b>	ARG	Red Bull MotoGP Rookies Cup	KTM	<b>1'52.036</b>	5	10	1.430 0.134	<b>215.5</b>
19	<b>69 Marcos RUDA</b>	SPA	Red Bull MotoGP Rookies Cup	KTM	<b>1'52.144</b>	4	9	1.538 0.108	<b>222.2</b>
20	<b>12 Jacob ROULSTONE</b>	AUS	Red Bull MotoGP Rookies Cup	KTM	<b>1'52.267</b>	9	9	1.661 0.123	<b>225.0</b>
21	<b>93 Arbi ADITAMA</b>	INA	Red Bull MotoGP Rookies Cup	KTM	<b>1'52.312</b>	9	10	1.706 0.045	<b>222.6</b>
22	<b>23 Rhys STEPHENSON</b>	GBR	Red Bull MotoGP Rookies Cup	KTM	<b>1'52.426</b>	8	11	1.820 0.114	<b>218.1</b>
23	<b>5 Leo RAMMERSTORFER</b>	AUT	Red Bull MotoGP Rookies Cup	KTM	<b>1'52.932</b>	6	6	2.326 0.506	<b>217.3</b>
24	<b>88 Shinya EZAWA</b>	JPN	Red Bull MotoGP Rookies Cup	KTM	<b>1'53.115</b>	5	10	2.509 0.183	<b>219.0</b>
25	<b>25 Alexander ENRIQUEZ</b>	USA	Red Bull MotoGP Rookies Cup	KTM	<b>1'54.582</b>	4	10	3.976 1.467	<b>219.0</b>

**No time set**

47 **Dodo BOGGIO** ITA Red Bull MotoGP Rookies Cup KTM

Practice condition: Dry

Air: 18°

Humidity: 74%

Ground: 21°

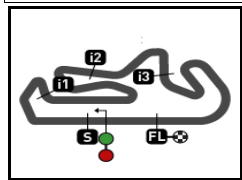
<b>Fastest Lap:</b>	Lap: 8	<b>Angel PIQUERAS</b>	<b>1'50.606</b>	149.4 Km/h
<b>Best Race Lap:</b>	2021	<b>Marcos URIARTE</b>	<b>1'50.852</b>	149.1 Km/h
<b>All Time Lap Record:</b>	2023	<b>Angel PIQUERAS</b>	<b>1'50.606</b>	149.4 Km/h

The results are provisional until the end of the limit for protest and appeals.

Time limit for protest expires 30' after publication of the results - ..... Time: .....

DORNA DATA PROCESSING TIMING SERVICE DORNA DATA PROCESSING TIMING SERVICE DORNA DATA PROCESSING TIMING SERVICE DORNA DATA PROCESSING TIMING SERVICE DORNA DATA PROCESSING TIMING SERVICE DORNA DATA PROCESSING TIMING SERVICE DORNA DATA PROCCESSS





4592 m.

# GRANDE PRÉMIO TISSOT DE PORTUGAL

## Qualifying

### Top Speed & Average

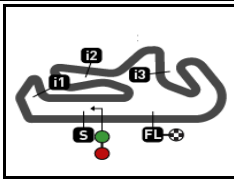
# Rookies Cup



Rider	Nation	Motorcycle	Top 5 speeds					Average	Top
11 Ruché MOODLEY	<b>RSA</b>	KTM	228.3	226.8	224.0	223.6	219.9	224.5	<b>228.3</b>
67 Casey O'GORMAN	<b>IRL</b>	KTM	225.4	225.0	219.5	218.1	217.3	221.1	<b>225.4</b>
2 Amaury MIZERA	<b>FRA</b>	KTM	225.0	225.0	222.2	218.6	215.1	220.2	<b>225.0</b>
12 Jacob ROULSTONE	<b>AUS</b>	KTM	225.0	218.1	218.1	214.7	214.7	218.1	<b>225.0</b>
56 Kevin FARKAS	<b>HUN</b>	KTM	223.6	223.6	222.2	219.0	216.4	221.0	<b>223.6</b>
57 Danial SYAHMI	<b>MAL</b>	KTM	223.6	222.6	221.7	221.7	219.9	221.9	<b>223.6</b>
14 Cormac BUCHANAN	<b>NZE</b>	KTM	223.1	222.2	221.7	220.8	216.0	220.8	<b>223.1</b>
54 Alberto FERRANDEZ	<b>SPA</b>	KTM	223.1	219.9	219.0	218.1	218.1	219.6	<b>223.1</b>
81 Lorenz LUCIANO	<b>BEL</b>	KTM	223.1	222.6	219.0	216.4	215.1	219.2	<b>223.1</b>
93 Arbi ADITAMA	<b>INA</b>	KTM	222.6	218.1	216.0	215.1	213.0	215.8	<b>222.6</b>
69 Marcos RUDA	<b>SPA</b>	KTM	222.2	217.7	216.4	215.1	215.1	217.3	<b>222.2</b>
50 Carter THOMPSON	<b>AUS</b>	KTM	221.7	221.3	220.4	219.0	219.0	220.3	<b>221.7</b>
83 Alvaro CARPE	<b>SPA</b>	KTM	220.8	220.8	219.9	219.5	217.7	219.7	<b>220.8</b>
8 Eddie O'SHEA	<b>GBR</b>	KTM	220.4	219.5	217.7	216.8	216.0	218.1	<b>220.4</b>
13 Hakim DANISH	<b>MAL</b>	KTM	220.4	218.6	217.3	216.8	216.4	217.9	<b>220.4</b>
78 Jakob ROSENTHALER	<b>AUT</b>	KTM	220.4	219.0	217.3	215.5	213.8	217.2	<b>220.4</b>
25 Alexander ENRIQUEZ	<b>USA</b>	KTM	219.0	215.1	214.2	213.0	212.1	214.7	<b>219.0</b>
88 Shinya EZAWA	<b>JPN</b>	KTM	219.0	218.1	216.8	215.1	213.8	216.6	<b>219.0</b>
23 Rhys STEPHENSON	<b>GBR</b>	KTM	218.1	212.1	212.1	211.7	210.9	213.0	<b>218.1</b>
5 Leo RAMMERSTORFER	<b>AUT</b>	KTM	217.3	217.3	214.2	213.8	209.7	214.5	<b>217.3</b>
18 Angel PIQUERAS	<b>SPA</b>	KTM	217.3	216.8	214.7	214.7	214.2	215.5	<b>217.3</b>
94 Guido PINI	<b>ITA</b>	KTM	217.3	216.8	214.7	214.7	213.0	214.9	<b>217.3</b>
27 Rico SALMELA	<b>FIN</b>	KTM	216.8	216.4	216.0	215.5	215.1	216.0	<b>216.8</b>
28 Máximo QUILES	<b>SPA</b>	KTM	216.8	216.8	216.8	215.5	215.5	216.3	<b>216.8</b>
95 Marco MORELLI	<b>ARG</b>	KTM	215.5	213.4	212.1	212.1	212.1	213.0	<b>215.5</b>







4592 m.

# GRANDE PRÉMIO TISSOT DE PORTUGAL

## Qualifying

### Best Partial Times

# RookiesCup

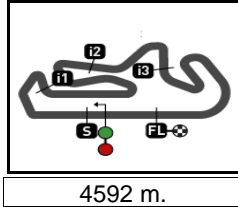
*IT* Ideal Lap Time, sum of the best partial times

*BT* Best Lap Time

T1		T2		T3		T4				IT	BT	
<i>Pos</i>	<i>Rider</i>	<i>Time</i>	<i>Rider</i>	<i>Time</i>	<i>Rider</i>	<i>Time</i>	<i>Rider</i>	<i>Time</i>	<i>Pos</i>	<i>Rider</i>		
25A	ENRIQUEZ	25.015	A.ENRIQUEZ	36.059	A.ENRIQUEZ	16.866	A.ENRIQUEZ	36.486	25	A.ENRIQUEZ	1'54.426	1'54.582 (25)







# GRANDE PRÉMIO TISSOT DE PORTUGAL

## Qualifying

### Chronological Analysis of Performances

# RookiesCup

\* Lap / Sector time cancelled      T1 Time from finish line to 1st intermed.      T3 Time from 2nd intermed. to 3rd intermed.  
 P Crossing the finish line in pit lane      T2 Time from 1st intermed. to 2nd intermed.      T4 Time from 3rd intermediate to finish line

Lap	Lap Time	T1	T2	T3	T4	Speed	Lap	Lap Time	T1	T2	T3	T4	Speed	
<b>1st</b>	<b>18</b>	<b>Angel PIQUERAS</b> Red Bull MotoGP Roo SPA						8	<b>1'52.269</b>	24.813	35.509	16.644	35.303	213.4
		Runs=3 Total laps=8 Full laps=4 Valid laps=4						9	<b>1'57.419</b>	24.728	35.553	16.931	40.207	212.5
								10	<b>1'52.340</b>	24.617	35.705	16.537	35.481	214.2
1	3'48.037	P 20.738	52.265	23.361	56.735									
2	3'40.228	14.113	37.080	17.032	36.166									
3	<b>1'53.356</b>	24.446	36.367	16.829	35.714	214.2								
4	<b>1'51.917</b>	24.360	35.388	16.678	35.491	214.7								
5	<b>2'13.899</b>	P 28.149	36.776	17.454	51.520	214.7								
6	<b>2'51.925</b>	13.563	35.763	16.640	35.767									
7	<b>1'56.613</b>	24.167	35.208	16.590	40.648	217.3								
8	<b>1'50.606</b>	24.152	35.076	16.487	34.891	216.8								
<b>2nd</b>	<b>11</b>	<b>Ruché MOODLEY</b> Red Bull MotoGP Roo RSA						<b>5th</b>	<b>54</b>	<b>Alberto FERRANDE</b> Red Bull MotoGP Roo SPA				
		Runs=1 Total laps=10 Full laps=9 Valid laps=8								Runs=1 Total laps=10 Full laps=9 Valid laps=8				
1	<b>2'57.640</b>	19.812	37.941	17.545	48.260		1	<b>2'57.920</b>	20.925	39.222	16.688	45.856		
2	<b>1'52.607</b>	24.606	35.756	16.686	35.559	216.4	2	<b>1'52.382</b>	24.594	35.567	16.643	35.578	216.4	
3	<b>2'03.214</b>	27.825	42.311	16.812	36.266	224.0	3	<b>2'03.499</b>	33.146	36.647	16.932	36.774	219.9	
4	<b>1'52.269</b>	24.295	35.546	16.780	35.648	219.5	4	<b>1'51.847</b>	24.264	35.353	16.543	35.687	219.0	
5	<b>1'52.217</b>	25.088	35.521	16.433	35.175	213.0	5	<b>1'51.770</b>	24.430	35.257	16.593	35.490	216.0	
6	<b>1'50.865</b>	24.075	35.320	16.457	35.013	228.3	6	<b>1'51.106</b>	24.393	35.076	16.440	35.197	218.1	
7	<b>2'04.597</b>	* 24.389	43.746	17.456*	39.006	226.8	7	<b>1'51.188</b>	24.339	35.136	16.511	35.202	223.1	
8	<b>1'52.223</b>	24.427	35.597	16.689	35.510	219.9	8	<b>1'55.076</b>	26.893	35.816	16.719	35.648	218.1	
9	<b>1'51.765</b>	24.280	35.566	16.610	35.309	218.6	9	<b>1'57.489</b>	* 24.280	35.378*	16.646	41.185	217.3	
10	<b>1'52.380</b>	24.804	35.624	16.533	35.419	223.6	10	<b>1'52.644</b>	24.834	35.530	16.658	35.622	210.1	
<b>3rd</b>	<b>67</b>	<b>Casey O'GORMAN</b> Red Bull MotoGP Roo IRL						<b>6th</b>	<b>27</b>	<b>Rico SALMELA</b> Red Bull MotoGP Roo FIN				
		Runs=1 Total laps=10 Full laps=9 Valid laps=8								Runs=2 Total laps=9 Full laps=7 Valid laps=6				
1	<b>2'56.635</b>	19.762	38.058	18.017	46.912		1	<b>3'44.563</b>	P 16.234	50.500	23.526	52.762		
2	<b>1'53.160</b>	24.685	35.772	16.762	35.941	212.5	2	<b>3'21.423</b>	13.481	36.396	16.757	35.869		
3	<b>2'01.713</b>	26.423	36.598	17.317	41.375	213.0	3	<b>1'51.941</b>	24.362	35.354	16.599	35.626	215.1	
4	<b>1'51.122</b>	24.346	35.303	16.396	35.077	225.0	4	<b>1'51.422</b>	24.208	35.297	16.434	35.483	215.5	
5	<b>1'51.013</b>	23.969	35.320	16.427	35.297	225.4	5	<b>1'51.631</b>	24.246	35.156	16.560	35.669	216.0	
6	<b>1'53.719</b>	* 25.95*	35.821	16.689	35.258	213.8	6	<b>1'51.329</b>	* 24.140	35.170	16.460*	35.559	216.4	
7	<b>1'52.846</b>	24.105	35.343	16.821	36.577	219.5	7	<b>1'56.489</b>	25.974	37.419	17.273	35.823	213.8	
8	<b>1'51.202</b>	24.198	35.082	16.425	35.497	217.3	8	<b>1'52.054</b>	24.210	35.345	16.834	35.665	214.7	
9	<b>2'01.240</b>	24.986	36.154	16.671	43.429	212.1	9	<b>1'51.130</b>	24.118	35.229	16.443	35.340	216.8	
10	<b>1'51.649</b>	24.288	35.451	16.467	35.443	218.1								
<b>4th</b>	<b>81</b>	<b>Lorenz LUCIANO</b> Red Bull MotoGP Roo BEL						<b>7th</b>	<b>83</b>	<b>Alvaro CARPE</b> Red Bull MotoGP Roo SPA				
		Runs=1 Total laps=10 Full laps=9 Valid laps=9								Runs=1 Total laps=10 Full laps=9 Valid laps=9				
1	<b>3'08.378</b>	15.921	39.124	18.246	41.325		1	<b>3'05.169</b>	17.994	40.353	17.483	36.192		
2	<b>1'53.322</b>	25.100	35.926	16.684	35.612	214.7	2	<b>1'52.284</b>	24.521	35.536	16.647	35.580	217.7	
3	<b>1'52.294</b>	24.677	35.537	16.556	35.524	215.1	3	<b>1'51.968</b>	24.302	35.445	16.700	35.521	217.3	
4	<b>1'51.758</b>	24.574	35.351	16.475	35.358	223.1	4	<b>1'51.438</b>	24.312	35.265	16.536	35.325	216.8	
5	<b>1'51.690</b>	24.588	35.425	16.510	35.167	216.4	5	<b>1'58.282</b>	24.138	35.286	16.937	41.921	220.8	
6	<b>1'51.061</b>	24.255	35.437	16.442	34.927	219.0	6	<b>1'51.462</b>	24.248	35.171	16.507	35.536	219.9	
7	<b>1'52.614</b>	24.247	35.632	17.133	35.602	222.6	7	<b>1'51.604</b>	24.385	35.229	16.590	35.400	219.5	
							8	<b>1'51.163</b>	24.211	35.155	16.392	35.405	220.8	
							9	<b>2'00.761</b>	24.404	37.791	17.719	40.847	216.0	
							10	<b>1'52.973</b>	24.792	35.415	16.626	36.140	214.7	
<b>5th</b>	<b>13</b>	<b>Hakim DANISH</b> Red Bull MotoGP Roo MAL												
		Runs=2 Total laps=9 Full laps=7 Valid laps=6												
1	<b>3'46.190</b>	P 20.971	52.036	21.267	58.059									
2	<b>3'20.788</b>	14.459	37.352	16.861	35.916									
3	<b>1'51.914</b>	24.324	35.442	16.737	35.411	215.5								

**Fastest Lap:** Angel PIQUERAS Red Bull MotoGP Roo SPA **1'50.606** 24.152 35.076 16.487 34.891

DORNA DATA PROCESSING TIMING SERVICE DORNA DATA PROCESSING TIMING SERVICE DORNA DATA PROCESSING TIMING SERVICE DORNA DATA PROCESSING TIMING SERVICE DORNA DATA PROCESSING TIMING SERVICE DORNA DATA PROCESSING TIMING SERVICE DORNA DATA PROCCESSS



# Qualifying

# RookiesCup

Lap	Lap Time	T1	T2	T3	T4	Speed	Lap	Lap Time	T1	T2	T3	T4	Speed
4	<b>1'51.414</b>	24.149	35.387	16.622	35.256	216.8	1	3'03.474	18.073	37.523	17.742	42.807	
5	<b>1'51.209</b>	24.163	35.226	16.585	<b>35.235</b>	217.3	2	<b>1'54.000</b>	25.119	36.034	16.867	35.980	214.7
6	1'50.901 *	<b>24.137</b>	<b>34.927</b>	16.597*	35.240	218.6	3	<b>1'53.360</b>	24.769	35.840	16.883	35.868	216.4
7	<b>1'52.613</b>	24.590	35.466	16.682	35.875	<b>220.4</b>	4	<b>1'52.284</b>	24.563	35.589	<b>16.487</b>	35.645	<b>223.6</b>
8	<b>1'52.126</b>	24.454	35.446	16.784	35.442	213.8	5	<b>1'51.729</b>	24.298	35.575	16.544	<b>35.312</b>	223.6
9	<b>1'51.460</b>	24.187	35.294	<b>16.553</b>	35.426	216.4	6	<b>1'53.110</b>	24.556	35.951	16.666	35.937	222.2
							unfinished						
unfinished							<b>24.292</b> <b>35.572</b>						
unfinished							219.0						
<b>9th 28</b> <b>Máximo QUILLES</b> Red Bull MotoGP Roo SPA							<b>14th 94</b> <b>Guido PINI</b> Red Bull MotoGP Roo ITA						
Runs=2 Total laps=9 Full laps=6 Valid laps=6							Runs=1 Total laps=10 Full laps=9 Valid laps=8						
1	3'33.254	20.334	51.338	22.924	40.809		1	3'33.576	18.928	52.600	22.981	40.628	
2	<b>1'52.737</b>	24.562	35.854	16.820	35.501	214.2	2	<b>1'54.285</b>	24.888	36.099	16.708	36.590	<b>217.3</b>
3	<b>1'51.882</b>	24.389	35.417	16.759	35.317	215.5	3	<b>1'52.726</b>	24.670	35.593	16.686	35.777	216.8
4	<b>1'51.549</b>	24.166	35.408	16.652	35.323	<b>216.8</b>	4	<b>1'53.146</b>	24.596	35.567	16.955	36.028	214.7
5	<b>1'51.254</b>	<b>24.147</b>	35.275	16.639	<b>35.193</b>	216.8	5	<b>2'00.574</b>	28.156	38.524	17.991	35.903	213.0
6	<b>1'51.552</b>	24.173	<b>35.274</b>	16.648	35.457	216.8	6	<b>1'59.502</b>	28.220	36.510	17.215	37.557	214.7
7	2'18.448 P	31.223	37.267	17.652*	52.306	215.5	7	1'52.248 *	24.488	35.321	16.713*	35.726	213.0
8	3'10.087	13.218	36.275	16.897	36.062		8	<b>1'51.783</b>	<b>24.425</b>	<b>35.160</b>	16.553	<b>35.645</b>	211.7
9	<b>1'52.405</b>	24.842	35.583	<b>16.615</b>	35.365	205.3	9	<b>2'13.958</b>	29.254	46.375	20.431	37.898	210.5
							10 <b>1'52.327</b> 24.636 35.245 <b>16.535</b> 35.911 210.5						
<b>10th 8</b> <b>Eddie O'SHEA</b> Red Bull MotoGP Roo GBR							<b>15th 14</b> <b>Cormac BUCHANA</b> Red Bull MotoGP Roo NZE						
Runs=1 Total laps=6 Full laps=5 Valid laps=5							Runs=1 Total laps=10 Full laps=9 Valid laps=8						
1	3'05.253	19.211	43.326	17.452	36.087		1	3'05.368	20.513	44.273	17.488	35.968	
2	<b>1'52.409</b>	24.649	35.784	16.595	35.381	216.8	2	<b>1'52.355</b>	24.624	35.876	16.567	35.288	222.2
3	<b>1'52.431</b>	24.437	35.703	16.664	35.627	219.5	3	<b>1'52.847</b>	24.787	35.704	16.533	35.823	221.7
4	<b>1'52.359</b>	24.502	35.625	16.826	35.406	216.0	4	<b>1'51.875</b>	24.587	35.520	16.524	<b>35.244</b>	<b>223.1</b>
5	<b>1'51.407</b>	24.414	<b>35.276</b>	<b>16.400</b>	<b>35.317</b>	214.7	5	<b>1'52.007</b>	24.728	35.490	<b>16.445</b>	35.344	213.8
6	<b>1'54.304</b>	25.808	36.394	16.649	35.453	217.7	6	<b>1'51.857</b>	<b>24.213</b>	<b>35.356</b>	16.678	35.610	220.8
unfinished							<b>24.256</b> 35.501 <b>220.4</b>						
<b>11th 57</b> <b>Danial SYAHMI</b> Red Bull MotoGP Roo MAL							<b>16th 2</b> <b>Amaury MIZERA</b> Red Bull MotoGP Roo FRA						
Runs=1 Total laps=10 Full laps=9 Valid laps=9							Runs=1 Total laps=10 Full laps=9 Valid laps=9						
1	2'58.898	22.586	38.652	17.090	45.824		1	2'58.004	20.587	42.422	17.370	46.667	
2	<b>1'52.587</b>	24.639	35.895	16.630	35.423	217.7	2	<b>1'54.211</b>	25.393	36.253	16.761	35.804	214.7
3	<b>2'02.412</b>	24.440	44.821	16.876	36.275	<b>223.6</b>	3	<b>1'59.258</b>	24.739	35.792	16.900	41.827	218.6
4	<b>1'51.847</b>	24.415	<b>35.299</b>	16.564	35.569	221.7	4	<b>1'51.878</b>	<b>24.274</b>	35.695	<b>16.479</b>	<b>35.430</b>	<b>225.0</b>
5	<b>1'52.076</b>	24.763	35.463	<b>16.532</b>	35.318	216.8	5	<b>1'53.018</b>	24.306	<b>35.611</b>	16.615	36.486	225.0
6	<b>1'51.552</b>	24.363	35.312	16.577	<b>35.300</b>	222.6	6	<b>1'54.446</b>	24.731	36.938	16.828	35.949	215.1
7	<b>1'52.320</b>	<b>24.204</b>	35.485	16.706	35.925	221.7	7	<b>1'54.102</b>	24.437	35.815	17.471	36.379	222.2
8	<b>1'52.131</b>	24.453	35.636	16.680	35.362	219.0	8	<b>1'53.444</b>	24.677	35.714	16.831	36.222	213.8
9	<b>2'02.647</b>	24.476	36.867	19.005	42.299	219.9	9	<b>2'00.018</b>	26.207	38.157	17.476	38.178	214.7
10	<b>1'52.416</b>	24.549	35.496	16.879	35.492	217.3	10	<b>1'53.160</b>	24.606	35.705	16.748	36.101	215.1
<b>12th 50</b> <b>Carter THOMPSON</b> Red Bull MotoGP Roo AUS							<b>17th 78</b> <b>Jakob ROSENTHAL</b> Red Bull MotoGP Roo AUT						
Runs=1 Total laps=10 Full laps=9 Valid laps=8							Runs=1 Total laps=10 Full laps=9 Valid laps=8						
1	3'05.986	17.998	42.911	20.138	39.780		1	2'58.053	19.263	37.778	17.896	48.075	
2	<b>1'52.320</b>	24.517	35.900	16.545	35.358	219.0	2	<b>1'52.848</b>	24.800	35.697	16.651	35.700	211.7
3	<b>1'52.189</b>	24.438	35.619	16.692	35.440	220.4	3	<b>1'55.557</b>	24.950	36.775	17.425	36.407	217.3
4	<b>1'51.780</b>	<b>24.337</b>	35.483	16.608	35.352	221.3	4	<b>1'53.456</b>	24.755	35.883	16.770	36.048	213.8
5	<b>1'52.103</b>	24.725	35.429	<b>16.471</b>	35.478	217.7	5	1'54.511 *	26.18*	35.905	16.774	35.643	213.4
6	<b>1'52.077</b>	24.563	35.476	16.742	<b>35.296</b>	219.0	6	<b>1'52.160</b>	24.716	35.523	<b>16.596</b>	35.325	219.0
7	1'54.825 *	26.63*	35.846	16.745	35.600	218.6	7	<b>1'52.732</b>	24.535	35.659	16.686	35.852	<b>220.4</b>
8	<b>1'51.711</b>	24.339	<b>35.371</b>	16.471	35.530	<b>221.7</b>							
9	<b>1'58.118</b>	24.944	36.757	16.744	39.673	215.5							
10	<b>1'52.716</b>	24.581	35.783	16.603	35.749	216.0							

**Fastest Lap:** Anqel PIQUERAS Red Bull MotoGP Roo SPA **1'50.606** 24.152 35.076 16.487 34.891

DORNA DATA PROCESSING TIMING SERVICE DORNA DATA PROCESSING TIMING SERVICE DORNA DATA PROCESSING TIMING SERVICE DORNA DATA PROCESSING TIMING SERVICE DORNA DATA PROCESSING TIMING SERVICE DORNA DATA PROCESSING TIMING SERVICE DORNA DATA PROCCESSS



# Qualifying

# RookiesCup

Lap	Lap Time	T1	T2	T3	T4	Speed	Lap	Lap Time	T1	T2	T3	T4	Speed
8	<b>1'54.060</b>	25.498	35.587	16.650	36.325	212.5	2	<b>1'54.112</b>	24.888	36.324	16.962	35.938	210.9
9	<b>1'59.017</b>	25.402	36.263	16.743	40.609	213.4	3	<b>1'53.111</b>	24.555	35.990	16.747	35.819	218.1
10	<b>1'51.902</b>	24.463	35.459	16.735	35.245	215.5	4	<b>1'52.850</b>	24.653	35.748	16.707	35.742	212.1

## 18th 95 Marco MORELLI Red Bull MotoGP Roo ARG

Runs=1 Total laps=10 Full laps=9 Valid laps=9

1	2'50.647	16.520	41.931	18.331	43.091	
2	<b>1'54.292</b>	25.046	36.280	17.034	35.932	210.5
3	<b>1'52.935</b>	24.604	35.685	16.940	35.706	211.7
4	<b>1'52.509</b>	24.522	35.669	16.755	35.563	212.1
5	<b>1'52.036</b>	24.319	35.500	16.759	35.458	212.1
6	<b>1'59.360</b>	25.039	39.101	17.418	37.802	211.7
7	<b>1'52.287</b>	24.616	35.442	16.687	35.542	213.4
8	<b>1'53.182</b>	24.488	35.537	16.886	36.271	215.5
9	<b>1'59.247</b>	24.461	36.688	17.188	40.910	212.1
10	<b>2'01.170</b>	24.491	36.506	17.350	42.823	210.9

## 19th 69 Marcos RUDA Red Bull MotoGP Roo SPA

Runs=2 Total laps=9 Full laps=6 Valid laps=6

1	3'33.445	20.429	51.148	23.098	40.646	
2	<b>1'54.097</b>	25.275	36.050	16.711	36.061	213.8
3	<b>1'53.231</b>	25.079	35.718	16.657	35.777	215.1
4	<b>1'52.144</b>	24.200	35.613	16.628	35.703	222.2
5	<b>1'54.000</b>	24.420	36.396	17.446	35.738	215.1
6	2'06.959 P	24.451	35.807	16.818	49.883	216.4
7	3'02.496	13.180	35.941	16.697	35.637	
8	<b>1'57.808</b>	24.303	35.693	16.604	41.208	217.7
9	<b>1'52.256</b>	24.640	35.431	16.548	35.637	214.2

## 20th 12 Jacob ROULSTONE Red Bull MotoGP Roo AUS

Runs=2 Total laps=9 Full laps=6 Valid laps=6

1	3'33.416	20.306	54.822	22.143	40.244	
2	<b>1'54.180</b>	25.446	36.044	16.756	35.934	214.2
3	<b>1'53.266</b>	24.796	35.644	16.885	35.941	218.1
4	<b>1'52.703</b>	24.628	35.589	16.774	35.712	225.0
5	<b>1'52.419</b>	24.497	35.563	16.672	35.687	218.1
6	2'09.230 P	26.431	36.045	16.860	49.894	214.7
7	3'18.007	15.127	35.994	16.883	36.014	
8	<b>1'52.412</b>	24.598	35.319	16.776	35.719	214.7
9	<b>1'52.267</b>	24.585	35.274	16.655	35.753	213.0

## 21st 93 Arbi ADITAMA Red Bull MotoGP Roo INA

Runs=1 Total laps=10 Full laps=9 Valid laps=8

1	3'08.450	15.380	43.128	20.480	46.035	
2	<b>1'54.601</b>	25.220	36.389	16.846	36.146	218.1
3	<b>1'57.113</b>	27.589	36.646	16.827	36.051	215.1
4	<b>1'53.596</b>	24.778	35.899	16.733	36.186	213.0
5	<b>1'52.753</b>	24.726	35.579	16.744	35.704	213.0
6	<b>1'52.969</b>	24.765	35.645	16.718	35.841	212.1
7	1'53.027 *	24.650	35.641	17.079*	35.657	212.1
8	<b>1'56.593</b>	24.794	37.169	16.900	37.730	222.6
9	<b>1'52.312</b>	24.519	35.489	16.687	35.617	216.0
10	<b>1'52.725</b>	24.605	35.782	16.699	35.639	213.0

## 22nd 23 Rhys STEPHENSON Red Bull MotoGP Roo GBR

Runs=1 Total laps=11 Full laps=10 Valid laps=10

1	2'55.825	14.759	39.235	17.169	37.038	
---	----------	--------	--------	--------	--------	--

## 23rd 5 Leo RAMMERSTOR Red Bull MotoGP Roo AUT

Runs=1 Total laps=6 Full laps=5 Valid laps=5

1	2'46.684	20.118	41.963	18.218	38.998	
2	<b>1'55.240</b>	25.190	36.452	16.993	36.605	209.7
3	<b>2'05.261</b>	35.240	36.773	16.884	36.364	208.4
4	<b>1'53.569</b>	24.731	35.895	16.840	36.103	213.8
5	<b>1'53.635</b>	24.868	35.781	17.083	35.903	214.2
6	<b>1'52.932</b>	24.875	35.748	16.632	35.677	217.3
	unfinished	24.561	35.707		217.3	

## 24th 88 Shinya EZAWA Red Bull MotoGP Roo JPN

Runs=1 Total laps=10 Full laps=9 Valid laps=7

1	2'58.019	19.662	41.829	17.765	49.032	
2	<b>1'53.335</b>	25.079	35.790	16.734	35.732	212.5
3	<b>2'02.487</b>	26.938	42.339	16.821	36.389	216.8
4	<b>1'53.129</b>	24.933	35.545	16.698	35.953	219.0
5	<b>1'53.115</b>	24.586	35.900	16.739	35.890	218.1
6	<b>2'02.089</b>	27.177	38.172	19.223	37.517	215.1
7	1'55.732 *	24.787	36.804*	17.146*	36.995	213.8
8	<b>1'56.618</b>	26.605	36.567	16.938	36.508	208.8
9	<b>1'55.714</b>	25.057	36.444	17.093	37.120	208.8
10	1'59.805 *	28.081	37.240	17.382	37.102*	207.2

## 25th 25 Alexander ENRIQUE Red Bull MotoGP Roo USA

Runs=1 Total laps=10 Full laps=9 Valid laps=8

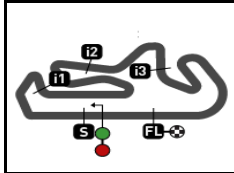
1	2'59.951	21.224	39.891	17.428	45.584	
2	<b>1'55.559</b>	25.451	36.464	17.090	36.554	215.1
3	<b>1'55.747</b>	25.266	36.573	16.981	36.927	212.1
4	<b>1'54.582</b>	25.050	36.059	16.866	36.607	214.2
5	<b>1'55.375</b>	25.607	36.375	16.907	36.486	219.0
6	<b>1'54.764</b>	25.015	36.083	16.989	36.677	213.0
7	1'55.688 *	25.339	36.288	17.088*	36.973	210.9
8	<b>2'05.845</b>	26.356	44.829	17.311	37.349	206.8
9	<b>2'00.351</b>	28.504	36.610	17.396	37.841	207.2
10	<b>1'55.339</b>	25.357	36.244	17.055	36.683	208.8

**Fastest Lap:** Anqel PIQUERAS Red Bull MotoGP Roo SPA **1'50.606** 24.152 35.076 16.487 34.891

DORNA DATA PROCESSING TIMING SERVICE DORNA DATA PROCESSING TIMING SERVICE DORNA DATA PROCESSING TIMING SERVICE DORNA DATA PROCESSING TIMING SERVICE DORNA DATA PROCESSING TIMING SERVICE DORNA DATA PROCESSING TIMING SERVICE DORNA DATA PROCESSING TIMING SERVICE DORNA DATA PROCCESSS








## GRANDE PRÉMIO TISSOT DE PORTUGAL

### Official Starting Grid

4592 m.

Race : 14 laps = 64.288 km



1	<b>1</b> 1'50.606 18 Angel PIQUERAS KTM	<b>2</b> 1'50.865 11 Ruché MOODLEY KTM	<b>3</b> 1'51.013 67 Casey O'GORMAN KTM
2	<b>4</b> 1'51.061 81 Lorenz LUCIANO KTM	<b>5</b> 1'51.106 54 Alberto FERRANDEZ KTM	<b>6</b> 1'51.130 27 Rico SALMELA KTM
3	<b>7</b> 1'51.163 83 Alvaro CARPE KTM	<b>8</b> 1'51.209 13 Hakim DANISH KTM	<b>9</b> 1'51.254 28 Máximo QUILES KTM
4	<b>10</b> 1'51.407 8 Eddie O'SHEA KTM	<b>11</b> 1'51.552 57 Danial SYAHMI KTM	<b>12</b> 1'51.711 50 Carter THOMPSON KTM
5	<b>13</b> 1'51.729 56 Kevin FARKAS KTM	<b>14</b> 1'51.783 94 Guido PINI KTM	<b>15</b> 1'51.857 14 Cormac BUCHANAN KTM
6	<b>16</b> 1'51.878 2 Amaury MIZERA KTM	<b>17</b> 1'51.902 78 Jakob ROSENTHALER KTM	<b>18</b> 1'52.036 95 Marco MORELLI KTM
7	<b>19</b> 1'52.144 69 Marcos RUDA KTM	<b>20</b> 1'52.267 12 Jacob ROULSTONE KTM	<b>21</b> 1'52.312 93 Arbi ADITAMA KTM
8	<b>22</b> 1'52.426 23 Rhys STEPHENSON KTM	<b>23</b> 1'52.932 5 Leo RAMMERSTORFER KTM	<b>24</b> 1'53.115 88 Shinya EZAWA KTM

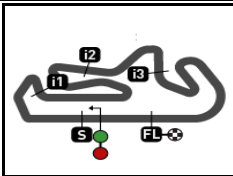
FIM Rookies Cup Stewards grid penalty for rider #8

The results are provisional until the end of the limit for protest and appeals and until the ratification of the Event Management Committee.

Time limit for protest expires 60' at the latest after publication of the results - ..... Time: .....

DORNA DATA PROCESSING TIMING SERVICE DORNA DATA PROCESSING TIMING SERVICE DORNA DATA PROCESSING TIMING SERVICE DORNA DATA PROCESSING TIMING SERVICE DORNA DATA PROCESSING TIMING SERVICE DORNA DATA PROCESSING TIMING SERVICE DORNA DATA PROCESSING TIMING SERVICE DORNA DATA PROCESSING TIMING SERVICE DORNA DATA PROCESSING TIMING SERVICE DORNA DATA PROCCESSES





4592 m.

# GRANDE PRÉMIO TISSOT DE PORTUGAL Official Starting Grid

Race : 14 laps = 64.288 km

# RookiesCup

# 9

**25**  
1'54.582  
**25 Alexander ENRIQUEZ**  
KTM

# 26

**47 Dodo BOGGIO**  
KTM

FIM Rookies Cup Stewards grid penalty for rider #8

The results are provisional until the end of the limit for protest and appeals and until the ratification of the Event Management Committee.

Time limit for protest expires 60' at the latest after publication of the results - Time: .....

DORNA DATA PROCESSING TIMING SERVICE DORNA DATA PROCESSING TIMING SERVICE DORNA DATA PROCESSING TIMING SERVICE DORNA DATA PROCESSING TIMING SERVICE DORNA DATA PROCESSING TIMING SERVICE DORNA DATA PROCESSING TIMING SERVICE DORNA DATA PROCESSING TIMING SERVICE DORNA DATA PROCESSING TIMING SERVICE DORNA DATA PROCEESSS

