

DWO Phillip Island Official Test, 20-21 February 2023
Results Tuesday Free Practice 2

No.	Rider	Nat	Team	Bike	Time	Gap	Rel.	Laps	Speed	
									Avg	Max
1	11 N. BULEGA	ITA	Aruba Racing WorldSSP Team	Ducati Panigale V2	1'32.781			29	172,471	274,1
2	62 S. MANZI	ITA	Ten Kate Racing Yamaha	Yamaha YZF R6	1'33.227	0.446	0.446	25	171,646	267,3
3	64 F. CARICASULO	ITA	Althea Racing Team	Ducati Panigale V2	1'33.505	0.724	0.278	26	171,135	272,0
4	61 C. ONCU	TUR	Kawasaki Puccetti Racing	Kawasaki ZX-6R	1'33.562	0.781	0.057	28	171,031	267,3
5	55 Y. MONTELLA	ITA	Barni Spark Racing Team	Ducati Panigale V2	1'33.932	1.151	0.370	40	170,357	272,7
6	3 R. DE ROSA	ITA	Orelac Racing Verdnavatura	Ducati Panigale V2	1'33.936	1.155	0.004	23	170,350	268,7
7	32 O. BAYLISS	AUS	D34G Racing	Ducati Panigale V2	1'34.054	1.273	0.118	31	170,136	268,0
8	66 N. TUULI	FIN	Dynavolt Triumph	Triumph Street Triple RS 765	1'34.133	1.352	0.079	31	169,994	267,3
9	29 N. SPINELLI	ITA	VFT Racing Yamaha	Yamaha YZF R6	1'34.149	1.368	0.016	16	169,965	264,1
10	99 A. HUERTAS	ESP	MTM Kawasaki	Kawasaki ZX-6R	1'34.179	1.398	0.030	29	169,910	272,0
11	28 G. VAN STRAALLEN	NED	EAB Racing Team	Yamaha YZF R6	1'34.248	1.467	0.069	38	169,786	265,4
12	94 V. DEBISE	FRA	GMT94 Yamaha	Yamaha YZF R6	1'34.279	1.498	0.031	29	169,730	265,4
13	19 A. MANTOVANI	ITA	Evan Bros. WorldSSP Yamaha Team	Yamaha YZF R6	1'34.514	1.733	0.235	25	169,308	266,7
14	23 M. SCHROETTER	GER	MV Agusta Reparto Corse	MV Agusta F3 800 RR	1'34.576	1.795	0.062	34	169,197	270,7
15	9 J. NAVARRO	ESP	Ten Kate Racing Yamaha	Yamaha YZF R6	1'34.797	2.016	0.221	26	168,803	260,9
16	24 A. WONGTHANANON	THA	Yamaha Thailand Racing Team	Yamaha YZF R6	1'35.001	2.220	0.204	32	168,440	270,0
17	54 B. SOFUOGLU	TUR	MV Agusta Reparto Corse	MV Agusta F3 800 RR	1'35.276	2.495	0.275	25	167,954	267,3
18	17 J. MCPHEE	GBR	Vince64 by Puccetti Racing	Kawasaki ZX-6R	1'35.827	3.046	0.551	27	166,988	266,7
19	51 A. SARMOON	THA	Yamaha Thailand Racing Team	Yamaha YZF R6	1'35.895	3.114	0.068	30	166,870	266,0
20	4 H. TRUELOVE	GBR	Dynavolt Triumph	Triumph Street Triple RS 765	1'36.188	3.407	0.293	26	166,362	262,1
21	7 A. NORRODIN	MAS	MIE-MS Racing Honda Team	Honda CBR600RR	1'37.639	4.858	1.451	28	163,889	254,7
22	95 T. MACKENZIE	GBR	MIE-MS Racing Honda Team	Honda CBR600RR				0		

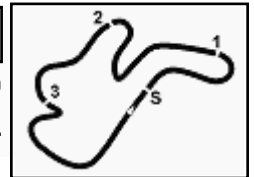
AIR	Humidity:	59%	Temp:	19°C
TRACK	Condition:	Dry	Temp:	38°C

Records	Pole	(SP)	2020	A.Locatelli	1'32.176	173,600	Km/h
	Race	(RC)	2018	S.Cortese	1'33.072	171,930	Km/h
	All Times	(SP)	2020	A.Locatelli	1'32.176	173,600	Km/h

Start 15:53 End 17:42 The results are provisional until the end of the time limit for protests and appeals and the completion of the technical checks.

These data/results cannot be reproduced, stored and/or transmitted in whole or in part by any manner of electronic, mechanical, photocopying, recording, broadcasting or otherwise now known or herein after developed without the previous express consent by the copyright owner, except for reproduction in daily press and regular printed publications on sale to the public within 60 days of the event related to those data/results and always provided that copyright symbol appears together as follows below.

© DORNA WSBK ORGANIZATION Srl 2023



DWO Phillip Island Official Test, 20-21 February 2023
Results Tuesday Free Practice 2

Session Highlights

Local Time	No. Rider	Description
15.53.00		Start
16.01.47	9 J. NAVARRO	Crashed - Turn 4
16.02.25	9 J. NAVARRO	Re-joined
16.21.41	32 O. BAYLISS	Lap Cancelled [1'34.569] - Yellow Flag - Turn 4
16.21.46	61 C. ONCU	Lap Cancelled [1'34.899] - Yellow Flag - Turn 4
16.21.51	55 Y. MONTELLA	Lap Cancelled [1'35.243] - Yellow Flag - Turn 4
16.21.56	28 G. VAN STRAALEN	Lap Cancelled [1'36.160] - Yellow Flag - Turn 4
16.22.01	24 A. WONGTHANANON	Lap Cancelled [1'37.584] - Yellow Flag - Turn 4
16.22.06	51 A. SARMOON	Lap Cancelled [1'41.629] - Yellow Flag - Turn 4
16.22.11	66 N. TUULI	Lap Cancelled [1'37.168] - Yellow Flag - Turn 4
16.31.59		RED FLAG
16.51.22	29 N. SPINELLI	Crashed - Turn 6
17.12.02	3 R. DE ROSA	RACELINK STOPPED WORKING DURING CURRENT RUN
17.13.30	99 A. HUERTAS	Technical Problem - Turn 7
17.14.44	4 H. TRUELOVE	CHECK RACELINK GPS
17.21.47	32 O. BAYLISS	Technical Problem
17.34.03		RED FLAG
17.38.52	54 B. SOFUOGLU	Medical Centre
17.42.55		End Of Session

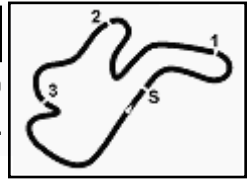
Fastest Laps Sequence

No.	Rider	Nat	Team	Bike	Local Time	Time	Gap	Avg
55	Y. MONTELLA	ITA	Barni Spark Racing Team	Ducati Panigale V2	15:56'31.283	1'34.857		168,696
32	O. BAYLISS	AUS	D34G Racing	Ducati Panigale V2	15:56'32.072	1'34.623	-0.234	169,113
61	C. ONCU	TUR	Kawasaki Puccetti Racing	Kawasaki ZX-6R	15:58'10.506	1'34.521	-0.102	169,296
62	S. MANZI	ITA	Ten Kate Racing Yamaha	Yamaha YZF R6	15:58'54.510	1'34.356	-0.165	169,592
32	O. BAYLISS	AUS	D34G Racing	Ducati Panigale V2	15:59'41.097	1'34.332	-0.024	169,635
62	S. MANZI	ITA	Ten Kate Racing Yamaha	Yamaha YZF R6	16:00'28.767	1'34.257	-0.075	169,770
62	S. MANZI	ITA	Ten Kate Racing Yamaha	Yamaha YZF R6	16:02'02.875	1'34.108	-0.149	170,039
62	S. MANZI	ITA	Ten Kate Racing Yamaha	Yamaha YZF R6	16:08'19.763	1'34.108		170,039
11	N. BULEGA	ITA	Aruba Racing WorldSSP Team	Ducati Panigale V2	16:08'57.762	1'33.825	-0.283	170,552
64	F. CARICASULO	ITA	Althea Racing Team	Ducati Panigale V2	16:21'51.577	1'33.802	-0.023	170,593
64	F. CARICASULO	ITA	Althea Racing Team	Ducati Panigale V2	16:23'25.359	1'33.782	-0.020	170,630
11	N. BULEGA	ITA	Aruba Racing WorldSSP Team	Ducati Panigale V2	16:24'49.313	1'33.348	-0.434	171,423
11	N. BULEGA	ITA	Aruba Racing WorldSSP Team	Ducati Panigale V2	16:26'22.575	1'33.262	-0.086	171,581
62	S. MANZI	ITA	Ten Kate Racing Yamaha	Yamaha YZF R6	16:46'06.479	1'33.227	-0.035	171,646
11	N. BULEGA	ITA	Aruba Racing WorldSSP Team	Ducati Panigale V2	17:22'16.665	1'32.781	-0.446	172,471

Start 15:53 End 17:42 The results are provisional until the end of the time limit for protests and appeals and the completion of the technical checks.

These data/results cannot be reproduced, stored and/or transmitted in whole or in part by any manner of electronic, mechanical, photocopying, recording, broadcasting or otherwise now known or herein after developed without the previous express consent by the copyright owner, except for reproduction in daily press and regular printed publications on sale to the public within 60 days of the event related to those data/results and always provided that copyright symbol appears together as follows below.

© DORNA WSBK ORGANIZATION Srl 2023

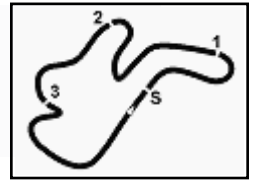

DWO Phillip Island Official Test, 20–21 February 2023
Free Practices Combined Results Tuesday

No.	Rider	Nat	Team	Bike	FP1	FP2	Time	Gap	Rel.	Avg	LL
1	11 N. BULEGA	ITA	Aruba Racing WorldSSP Team	Ducati Panigale V2	1'33.111	1'32.781	1'32.781			172,471	63
2	62 S. MANZI	ITA	Ten Kate Racing Yamaha	Yamaha YZF R6	1'33.277	1'33.227	1'33.227	0.446	0.446	171,646	60
3	61 C. ONCU	TUR	Kawasaki Puccetti Racing	Kawasaki ZX-6R	1'33.406	1'33.562	1'33.406	0.625	0.179	171,317	60
4	64 F. CARICASULO	ITA	Althea Racing Team	Ducati Panigale V2	1'34.073	1'33.505	1'33.505	0.724	0.099	171,135	54
5	55 Y. MONTELLA	ITA	Barni Spark Racing Team	Ducati Panigale V2	1'33.802	1'33.932	1'33.802	1.021	0.297	170,593	68
6	3 R. DE ROSA	ITA	Orelac Racing Verdnatura	Ducati Panigale V2	1'34.211	1'33.936	1'33.936	1.155	0.134	170,350	49
7	32 D. BAYLISS	AUS	D34G Racing	Ducati Panigale V2	1'34.005	1'34.054	1'34.005	1.224	0.069	170,225	68
8	66 N. TUULI	FIN	Dynavolt Triumph	Triumph Street Triple RS 765	1'34.755	1'34.133	1'34.133	1.352	0.128	169,994	57
9	29 N. SPINELLI	ITA	VFT Racing Yamaha	Yamaha YZF R6	1'35.146	1'34.149	1'34.149	1.368	0.016	169,965	36
10	99 A. HUERTAS	ESP	MTM Kawasaki	Kawasaki ZX-6R	1'34.229	1'34.179	1'34.179	1.398	0.030	169,910	40
11	28 G. VAN STRAALLEN	NED	EAB Racing Team	Yamaha YZF R6	1'35.051	1'34.248	1'34.248	1.467	0.069	169,786	73
12	94 V. DEBISE	FRA	GMT94 Yamaha	Yamaha YZF R6	1'34.488	1'34.279	1'34.279	1.498	0.031	169,730	65
13	19 A. MANTOVANI	ITA	Evan Bros. WorldSSP Yamaha Team	Yamaha YZF R6	1'35.415	1'34.514	1'34.514	1.733	0.235	169,308	48
14	23 M. SCHROETTER	GER	MV Agusta Reparto Corse	MV Agusta F3 800 RR	1'34.980	1'34.576	1'34.576	1.795	0.062	169,197	63
15	9 J. NAVARRO	ESP	Ten Kate Racing Yamaha	Yamaha YZF R6	1'34.984	1'34.797	1'34.797	2.016	0.221	168,803	60
16	24 A. WONGTHANANON	THA	Yamaha Thailand Racing Team	Yamaha YZF R6	1'36.100	1'35.001	1'35.001	2.220	0.204	168,440	64
17	54 B. SOFUOGLU	TUR	MV Agusta Reparto Corse	MV Agusta F3 800 RR	1'36.004	1'35.276	1'35.276	2.495	0.275	167,954	51
18	17 J. MCPHEE	GBR	Vince64 by Puccetti Racing	Kawasaki ZX-6R	1'36.738	1'35.827	1'35.827	3.046	0.551	166,988	61
19	51 A. SARMOON	THA	Yamaha Thailand Racing Team	Yamaha YZF R6	1'35.928	1'35.895	1'35.895	3.114	0.068	166,870	62
20	4 H. TRUELOVE	GBR	Dynavolt Triumph	Triumph Street Triple RS 765	1'36.652	1'36.188	1'36.188	3.407	0.293	166,362	55
21	7 A. NORRODIN	MAS	MIE-MS Racing Honda Team	Honda CBR600RR	1'36.725	1'37.639	1'36.725	3.944	0.537	165,438	59
22	95 T. MACKENZIE	GBR	MIE-MS Racing Honda Team	Honda CBR600RR							0

21/02/2023

These data/results cannot be reproduced, stored and/or transmitted in whole or in part by any manner of electronic, mechanical, photocopying, recording, broadcasting or otherwise now known or herein after developed without the previous express consent by the copyright owner, except for reproduction in daily press and regular printed publications on sale to the public within 60 days of the event related to those data/results and always provided that copyright symbol appears together as follows below.

© DORNA WSBK ORGANIZATION Srl 2023



Phillip Island 4.445 m

DWO Phillip Island Official Test, 20-21 February 2023
Ideal Times Tuesday Free Practice 2

No. Rider	Nat	Bike	Seg. 1	Seg. 2	Seg. 3	Seg. 4	Ideal Time		
			Diff. 1	Diff. 2	Diff. 3	Diff. 4	Best Lap	Pos.	Diff.
11 N. BULEGA	ITA	Ducati Panigale V2	22.258	26.688 +0.015	17.604	26.216	1'32.766 1'32.781	1	0.015
61 C. ONCU	TUR	Kawasaki ZX-6R	22.166 +0.332	26.871 +0.105	17.730	26.358	1'33.125 1'33.562	4	0.437
62 S. MANZI	ITA	Yamaha YZF R6	22.399 +0.044	26.887 +0.006	17.594	26.297	1'33.177 1'33.227	2	0.050
64 F. CARICASULO	ITA	Ducati Panigale V2	22.415 +0.111	26.947	17.695 +0.093	26.241 +0.003	1'33.298 1'33.505	3	0.207
55 Y. MONTELLA	ITA	Ducati Panigale V2	22.336 +0.133	27.116 +0.119	17.791	26.437	1'33.680 1'33.932	5	0.252
3 R. DE ROSA	ITA	Ducati Panigale V2	22.507 +0.001	27.172	17.795 +0.076	26.347 +0.038	1'33.821 1'33.936	6	0.115
32 D. BAYLISS	AUS	Ducati Panigale V2	22.476 +0.106	27.163	17.768 +0.013	26.436 +0.092	1'33.843 1'34.054	7	0.211
66 N. TUULI	FIN	Triumph Street Triple RS 765	22.607 +0.023	27.051 +0.046	17.832	26.409 +0.165	1'33.899 1'34.133	8	0.234
29 N. SPINELLI	ITA	Yamaha YZF R6	22.496 +0.060	27.225	17.780	26.588	1'34.089 1'34.149	9	0.060
99 A. HUERTAS	ESP	Kawasaki ZX-6R	22.592 +0.026	27.114 +0.015	17.851	26.541 +0.040	1'34.098 1'34.179	10	0.081
28 G. VAN STRAALEN	NED	Yamaha YZF R6	22.614	27.133	17.884	26.617	1'34.248 1'34.248	11	
94 V. DEBISE	FRA	Yamaha YZF R6	22.736	27.114	17.924	26.505	1'34.279 1'34.279	12	
19 A. MANTOVANI	ITA	Yamaha YZF R6	22.731	27.159	17.946 +0.178	26.500	1'34.336 1'34.514	13	0.178
23 M. SCHROETTER	GER	MV Agusta F3 800 RR	22.656 +0.125	27.188	18.018 +0.039	26.550	1'34.412 1'34.576	14	0.164
9 J. NAVARRO	ESP	Yamaha YZF R6	22.817	27.144 +0.145	18.053 +0.068	26.570	1'34.584 1'34.797	15	0.213
24 A. WONGTHANANON	THA	Yamaha YZF R6	22.914	27.334	18.101	26.618 +0.034	1'34.967 1'35.001	16	0.034
54 B. SOFUOGLU	TUR	MV Agusta F3 800 RR	22.759 +0.100	27.290 +0.038	18.065 +0.103	26.921	1'35.035 1'35.276	17	0.241
51 A. SARMOON	THA	Yamaha YZF R6	23.031	27.580	18.189 +0.050	26.770 +0.275	1'35.570 1'35.895	19	0.325
17 J. MCPHEE	GBR	Kawasaki ZX-6R	22.751 +0.200	27.634	18.189	27.053	1'35.627 1'35.827	18	0.200
4 H. TRUETOVE	GBR	Triumph Street Triple RS 765	23.095	27.771 +0.056	18.290	26.724 +0.252	1'35.880 1'36.188	20	0.308
7 A. NORRODIN	MAS	Honda CBR600RR	23.302	28.183	18.370 +0.148	27.236 +0.400	1'37.091 1'37.639	21	0.548
95 T. MACKENZIE	GBR	Honda CBR600RR							
Overall Ideal Time			22.166	26.688	17.594	26.216	1'32.664		

21/02/2023

These data/results cannot be reproduced, stored and/or transmitted in whole or in part by any manner of electronic, mechanical, photocopying, recording, broadcasting or otherwise now known or herein after developed without the previous express consent by the copyright owner, except for reproduction in daily press and regular printed publications on sale to the public within 60 days of the event related to those data/results and always provided that copyright symbol appears together as follows below.

© DORNA WSBK ORGANIZATION Srl 2023

FIGR PERUGIA TIMING


DWO Phillip Island Official Test, 20-21 February 2023
Best Sectors & Speed Tuesday Free Practice 2

BEST LAP			
1	11	N. BULEGA	Ducati Panigale V2 1'32.781
2	62	S. MANZI	Yamaha YZF R6 1'33.227
3	64	F. CARICASULO	Ducati Panigale V2 1'33.505
4	61	C. ONCU	Kawasaki ZX-6R 1'33.562
5	55	Y. MONTELLA	Ducati Panigale V2 1'33.932
6	3	R. DE ROSA	Ducati Panigale V2 1'33.936
7	32	D. BAYLISS	Ducati Panigale V2 1'34.054
8	66	N. TUULI	Triumph Street Triple RS 765 1'34.133
9	29	N. SPINELLI	Yamaha YZF R6 1'34.149
10	99	A. HUERTAS	Kawasaki ZX-6R 1'34.179
11	28	G. VAN STRAALLEN	Yamaha YZF R6 1'34.248
12	94	V. DEBISE	Yamaha YZF R6 1'34.279
13	19	A. MANTOVANI	Yamaha YZF R6 1'34.514
14	23	M. SCHROETTER	MV Agusta F3 800 RR 1'34.576
15	9	J. NAVARRO	Yamaha YZF R6 1'34.797
16	24	A. WONGTHANANON	Yamaha YZF R6 1'35.001
17	54	B. SOFUOGLU	MV Agusta F3 800 RR 1'35.276
18	17	J. MCPHEE	Kawasaki ZX-6R 1'35.827
19	51	A. SARMOON	Yamaha YZF R6 1'35.895
20	4	H. TRUELOVE	Triumph Street Triple RS 765 1'36.188
21	7	A. NORRODIN	Honda CBR600RR 1'37.639
22	95	T. MACKENZIE	Honda CBR600RR

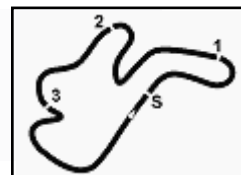
SPEED			
1	11	N. BULEGA	Ducati Panigale V2 274,1
2	55	Y. MONTELLA	Ducati Panigale V2 272,7
3	64	F. CARICASULO	Ducati Panigale V2 272,0
4	99	A. HUERTAS	Kawasaki ZX-6R 272,0
5	23	M. SCHROETTER	MV Agusta F3 800 RR 270,7
6	24	A. WONGTHANANON	Yamaha YZF R6 270,0
7	3	R. DE ROSA	Ducati Panigale V2 268,7
8	32	D. BAYLISS	Ducati Panigale V2 268,0
9	61	C. ONCU	Kawasaki ZX-6R 267,3
10	66	N. TUULI	Triumph Street Triple RS 765 267,3
11	62	S. MANZI	Yamaha YZF R6 267,3
12	54	B. SOFUOGLU	MV Agusta F3 800 RR 267,3
13	19	A. MANTOVANI	Yamaha YZF R6 266,7
14	17	J. MCPHEE	Kawasaki ZX-6R 266,7
15	51	A. SARMOON	Yamaha YZF R6 266,0
16	94	V. DEBISE	Yamaha YZF R6 265,4
17	28	G. VAN STRAALLEN	Yamaha YZF R6 265,4
18	29	N. SPINELLI	Yamaha YZF R6 264,1
19	4	H. TRUELOVE	Triumph Street Triple RS 765 262,1
20	9	J. NAVARRO	Yamaha YZF R6 260,9
21	7	A. NORRODIN	Honda CBR600RR 254,7

SEG. 1		SEG. 2		SEG. 3		SEG. 4	
1	61 C. ONCU 22.166	1	11 N. BULEGA 26.688	1	62 S. MANZI 17.594	1	11 N. BULEGA 26.216
2	11 N. BULEGA 22.258	2	61 C. ONCU 26.871	2	11 N. BULEGA 17.604	2	64 F. CARICASULO 26.241
3	55 Y. MONTELLA 22.336	3	62 S. MANZI 26.887	3	64 F. CARICASULO 17.695	3	62 S. MANZI 26.297
4	62 S. MANZI 22.399	4	64 F. CARICASULO 26.947	4	61 C. ONCU 17.730	4	3 R. DE ROSA 26.347
5	64 F. CARICASULO 22.415	5	66 N. TUULI 27.051	5	32 D. BAYLISS 17.768	5	61 C. ONCU 26.358
6	32 D. BAYLISS 22.476	6	99 A. HUERTAS 27.114	6	29 N. SPINELLI 17.780	6	66 N. TUULI 26.409
7	29 N. SPINELLI 22.496	7	94 V. DEBISE 27.114	7	55 Y. MONTELLA 17.791	7	32 D. BAYLISS 26.436
8	3 R. DE ROSA 22.507	8	55 Y. MONTELLA 27.116	8	3 R. DE ROSA 17.795	8	55 Y. MONTELLA 26.437
9	99 A. HUERTAS 22.592	9	28 G. VAN STRAALLEN 27.133	9	66 N. TUULI 17.832	9	19 A. MANTOVANI 26.500
10	66 N. TUULI 22.607	10	9 J. NAVARRO 27.144	10	99 A. HUERTAS 17.851	10	94 V. DEBISE 26.505
11	28 G. VAN STRAALLEN 22.614	11	19 A. MANTOVANI 27.159	11	28 G. VAN STRAALLEN 17.884	11	99 A. HUERTAS 26.541
12	23 M. SCHROETTER 22.656	12	32 D. BAYLISS 27.163	12	94 V. DEBISE 17.924	12	23 M. SCHROETTER 26.550
13	19 A. MANTOVANI 22.731	13	3 R. DE ROSA 27.172	13	19 A. MANTOVANI 17.946	13	9 J. NAVARRO 26.570
14	94 V. DEBISE 22.736	14	23 M. SCHROETTER 27.188	14	23 M. SCHROETTER 18.018	14	29 N. SPINELLI 26.588
15	17 J. MCPHEE 22.751	15	29 N. SPINELLI 27.225	15	9 J. NAVARRO 18.053	15	28 G. VAN STRAALLEN 26.617
16	54 B. SOFUOGLU 22.759	16	54 B. SOFUOGLU 27.290	16	54 B. SOFUOGLU 18.065	16	24 A. WONGTHANANON 26.618
17	9 J. NAVARRO 22.817	17	24 A. WONGTHANANON 27.334	17	24 A. WONGTHANANON 18.101	17	4 H. TRUELOVE 26.724
18	24 A. WONGTHANANON 22.914	18	51 A. SARMOON 27.580	18	51 A. SARMOON 18.189	18	51 A. SARMOON 26.770
19	51 A. SARMOON 23.031	19	17 J. MCPHEE 27.634	19	17 J. MCPHEE 18.189	19	54 B. SOFUOGLU 26.921
20	4 H. TRUELOVE 23.095	20	4 H. TRUELOVE 27.771	20	4 H. TRUELOVE 18.290	20	17 J. MCPHEE 27.053
21	7 A. NORRODIN 23.302	21	7 A. NORRODIN 28.183	21	7 A. NORRODIN 18.370	21	7 A. NORRODIN 27.236

21/02/2023

These data/results cannot be reproduced, stored and/or transmitted in whole or in part by any manner of electronic, mechanical, photocopying, recording, broadcasting or otherwise now known or herein after developed without the previous express consent by the copyright owner, except for reproduction in daily press and regular printed publications on sale to the public within 60 days of the event related to those data/results and always provided that copyright symbol appears together as follows below.

© DORNA WSBK ORGANIZATION Srl 2023



DWO Phillip Island Official Test, 20-21 February 2023
Chronological Analysis Tuesday Free Practice 2

1° 11 N. BULEGA [1'32.781]								3° 64 F. CARICASULO [1'33.505]							
Lap	Seg.1	Seg.2	Seg.3	Seg.4	Lap Time	km/h	Local Time	Lap	Seg.1	Seg.2	Seg.3	Seg.4	Lap Time	km/h	Local Time
1							16:04'02.177	1							15:54'07.693
2	35.138	27.598	18.146	26.524	1'47.406P		16:05'49.583	2	35.586	28.256	18.544	26.903	1'49.289P		15:55'56.982
3	22.559	27.254	17.934	26.607	1'34.354	268,7	16:07'23.937	3	23.031	27.679	18.078	26.710	1'35.498	264,7	15:57'32.480
4	22.521	27.014	17.891	26.399	1'33.825	271,4	16:08'57.762	4	22.977	27.360	18.026	26.529	1'34.892	266,7	15:59'07.372
5	22.595	27.058	17.891	26.548	1'34.092	268,0	16:10'31.854	5	22.827	27.758	18.249	27.333	1'36.167	270,0	16:00'43.539
6	22.607	27.170	17.875	26.463	1'34.115	269,3	16:12'05.969	6	22.812	27.238	17.916	26.620	1'34.586	272,0	16:02'18.125
7	22.736	29.261	19.013	8'13.467	9'24.477P	268,0	16:21'30.446	7	22.771	27.231	17.899	26.498	1'34.399	264,7	16:03'52.524
8	33.848	27.369	17.790	26.512	1'45.519P		16:23'15.965	8	22.858	27.387	18.481	13'25.275	14'34.001P	265,4	16:18'26.525
9	22.451	26.925	17.675	26.297	1'33.348	268,0	16:24'49.313	9	38.317	27.949	18.271	26.713	1'51.250P		16:20'17.775
10	22.378	26.843	17.742	26.299	1'33.262	268,7	16:26'22.575	10	22.769	26.989	17.750	26.294	1'33.802	263,4	16:21'51.577
11	22.384	27.180	18.135	26.461	1'34.160	273,4	16:27'56.735	11	22.594	27.075	17.872	26.241	1'33.782	265,4	16:23'25.359
12	22.574	26.942	17.824	26.397	1'33.737	268,0	16:29'30.472	12	22.604	27.420	18.076	26.604	1'34.704	268,0	16:25'00.063
13	22.467	27.063	17.876	26.548	1'33.954	271,4	16:31'04.426	13	22.661	27.226	17.835	26.469	1'34.191	271,4	16:26'34.254
14	22.568	26.943	18.017	31'17.682	32'25.210P	268,0	17:03'29.636	14	22.623	26.986	17.774	26.270	1'33.653	266,0	16:28'07.907
15	34.570	27.433	18.110	26.531	1'46.644P		17:05'16.280	15	22.640	26.988	17.808	26.389	1'33.825	267,3	16:29'41.732
16	22.531	26.994	17.901	26.541	1'33.967	269,3	17:06'50.247	16	22.657	27.093	17.849	26.318	1'33.917	267,3	16:31'15.649
17	22.562	27.001	17.883	26.606	1'34.052	270,0	17:08'24.299	17	22.971	28.912	23.494	32'46.848	34'02.225P	267,3	17:05'17.874
18	22.582	27.037	17.877	26.470	1'33.966	268,7	17:09'58.265	18	37.958	27.896	18.559	27.787	1'52.200P		17:07'10.074
19	22.522	27.019	17.898	26.528	1'33.967	270,0	17:11'32.232	19	22.415	27.112	17.695	26.296	1'33.518	266,0	17:08'43.592
20	22.514	27.028	18.017	26.423	1'33.982	269,3	17:13'06.214	20	22.526	26.947	17.788	26.244	1'33.505	264,7	17:10'17.097
21	22.507	35.778	19.616	4'34.616	5'52.517P	274,1	17:18'58.731	21	22.901	44.362	18.447	27.694	1'53.404	266,7	17:12'10.501
22	33.668	27.214	18.051	26.220	1'45.153P		17:20'43.884	22	22.669	27.340	17.900	27.377	1'35.286	267,3	17:13'45.787
23	22.258	26.703	17.604	26.216	1'32.781	268,0	17:22'16.665	23	22.706	27.167	17.890	26.375	1'34.138	266,0	17:15'19.925
24	22.267	26.688	17.723	26.219	1'32.897	269,3	17:23'49.562	24	22.698	27.735	19.251	13'07.808	14'17.492P	263,4	17:29'37.417
25	22.367	26.880	17.761	26.236	1'33.244	270,7	17:25'22.806	25	38.300	42.789	18.592	1'20.097	2'59.778P		17:32'37.195
26	22.402	30.685	18.120	26.592	1'37.799	270,0	17:27'00.605	26	34.644	28.001	18.431	4'48.248	6'09.324P		17:38'46.519
27	22.472	26.846	17.819	26.245	1'33.382	270,0	17:28'33.987	27	34.761	28.499	18.398	26.790	1'48.448P		17:40'34.967
28	22.421	26.857	17.753	26.298	1'33.329	272,7	17:30'07.316								
29	22.514	27.499	17.960	8'45.306	9'53.279P	271,4	17:40'00.595								
30	36.043	28.139	18.434	26.935	1'49.551P		17:41'50.146								

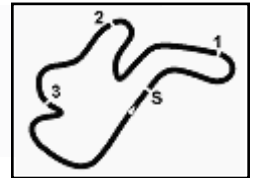
2° 62 S. MANZI [1'33.227]								4° 61 C. ONCLU [1'33.562]							
Lap	Seg.1	Seg.2	Seg.3	Seg.4	Lap Time	km/h	Local Time	Lap	Seg.1	Seg.2	Seg.3	Seg.4	Lap Time	km/h	Local Time
1							15:53'56.376	1							15:53'16.915
2	36.132	27.851	18.068	26.830	1'48.881P		15:55'45.257	2	30.539	27.886	18.194	26.813	1'43.432P		15:55'00.347
3	22.973	27.370	17.797	26.757	1'34.897	260,2	15:57'20.154	3	23.026	27.370	18.317	26.925	1'35.638	262,8	15:56'35.985
4	22.729	27.126	17.902	26.599	1'34.356	262,8	15:58'54.510	4	22.770	27.215	17.955	26.581	1'34.521	262,1	15:58'10.506
5	22.669	27.122	17.867	26.599	1'34.257	261,5	16:00'28.767	5	22.588	27.312	18.108	26.623	1'34.631	264,7	15:59'45.137
6	22.640	27.085	17.795	26.588	1'34.108	259,6	16:02'02.875	6	22.818	27.308	18.030	26.655	1'34.811	260,2	16:01'19.948
7	22.641	27.100	17.815	26.652	1'34.208	262,1	16:03'37.083	7	22.776	27.272	18.164	26.687	1'34.899C	260,9	16:02'54.847
8	22.664	27.055	17.874	26.630	1'34.223	259,6	16:05'11.306	8	22.819	27.218	18.045	26.587	1'34.669	260,9	16:04'29.516
9	22.659	27.166	17.925	26.599	1'34.349	260,2	16:06'45.655	9	22.758	27.194	18.161	26.715	1'34.828	261,5	16:06'04.344
10	22.617	27.110	17.879	26.502	1'34.108	261,5	16:08'19.763	10	22.680	27.194	18.103	26.648	1'34.625	261,5	16:07'38.969
11	27.203	29.835	18.924	19'26.321	20'42.283P	254,1	16:29'02.046	11	22.678	27.316	18.214	26.760	1'34.968	260,2	16:09'13.937
12	35.162	27.668	18.136	26.773	1'47.739P		16:30'49.785	12	22.766	27.230	18.096	26.645	1'34.737	260,9	16:10'48.674
13	22.719	27.073	18.011	10'48.038	11'55.841P	260,9	16:42'45.626	13	22.696	27.242	18.223	26.874	1'35.035	259,6	16:12'23.709
14	35.536	27.631	17.903	26.556	1'47.626P		16:44'33.252	14	22.872	30.766	19.064	15'42.269	16'54.971P	259,0	16:29'18.680
15	22.443	26.893	17.594	26.297	1'33.227	262,8	16:46'06.479	15	31.782	27.738	18.269	28.698	1'46.487P		16:31'05.167
16	22.485	26.887	17.649	28.417	1'35.438	262,8	16:47'41.917	16	22.717	27.162	19.256	11'09.661	12'18.796P	264,7	16:43'23.963
17	24.802	27.355	17.933	26.369	1'36.459	219,5	16:49'18.376	17	33.622	40.720	18.641	26.753	1'59.736P		16:45'23.699
18	22.399	27.027	17.848	26.414	1'33.688	266,0	16:50'52.064	18	22.538	27.079	17.815	26.602	1'34.034	262,1	16:46'57.733
19	22.474	29.850	18.746	26.686	1'37.756	267,3	16:52'29.820	19	22.640	27.099	17.919	26.590	1'34.248	263,4	16:48'31.981
20	22.631	27.009	17.763	26.433	1'33.836	263,4	16:54'03.656	20	24.384	27.371	17.906	20'39.242	21'48.903P	263,4	17:10'20.884
21	22.471	26.978	17.788	26.388	1'33.625	264,1	16:55'37.281	21	33.776	27.697	18.155	26.784	1'46.412P		17:12'07.296
22	22.584	26.952	17.765	26.390	1'33.691	264,7	16:57'10.972	22	23.111	27.410	18.289	10'15.778	11'24.588P	264,1	17:23'31.884
23	22.488	26.926	17.682	26.314	1'33.410	266,0	16:58'44.382	23	37.376	29.962	18.195	26.947	1'52.480P		17:25'24.364
24	45.252	31.190	18.827	32'11.214	33'46.483P	266,0	17:32'30.865	24	22.498	26.976	17.730	26.358	1'33.562	267,3	17:26'57.926
25	35.895	27.965	18.187	6'07.757	7'29.804P		17:40'00.669	25	22.434	26.936	17.828	26.463	1'33.661	263,4	17:28'31.587
26	36.308	27.982	18.438	26.816	1'49.544P		17:41'50.213	26	22.468	26.947	17.744	26.407	1'33.566	266,0	17:30'05.153
								27	22.973	27.693	18.443	7'11.290	8'20.399P	266,0	17:38'25.552
								28	28.864	26.871	17.952	29.169	1'42.856P		17:40'08.408
								29	22.166	27.013	17.832	27.282	1'34.293	266,7	17:41'42.701

21/02/2023 P = Pits In/Out - C = Lap Time Cancelled

These data/results cannot be reproduced, stored and/or transmitted in whole or in part by any manner of electronic, mechanical, photocopying, recording, broadcasting or otherwise now known or herein after developed without the previous express consent by the copyright owner, except for reproduction in daily press and regular printed publications on sale to the public within 60 days of the event related to those data/results and always provided that copyright symbol appears together as follows below.

© DORNA WSBK ORGANIZATION Srl 2023





Phillip Island 4.445 m

DWO Phillip Island Official Test, 20-21 February 2023
Chronological Analysis Tuesday Free Practice 2

2 / 6

5° 55 Y. MONTELLA [1'33.932]							
Lap	Seg1	Seg2	Seg3	Seg4	Lap Time	km/h	Local Time
1							15:53'07.102
2	35.835	28.237	18.046	27.206	1'49.324P		15:54'56.426
3	22.761	27.360	18.073	26.663	1'34.857	259,0	15:56'31.283
4	22.726	27.332	17.957	26.733	1'34.748	259,0	15:58'06.031
5	22.700	27.342	17.924	26.853	1'34.819	259,6	15:59'40.850
6	22.964	27.431	17.950	26.749	1'35.094	260,2	16:01'15.944
7	22.699	27.712	18.015	26.817	1'35.243C	260,2	16:02'51.187
8	22.826	27.466	17.934	26.853	1'35.079	259,0	16:04'26.266
9	22.835	27.444	18.098	26.898	1'35.275	259,6	16:06'01.541
10	22.709	27.454	18.065	26.808	1'35.036	260,9	16:07'36.577
11	22.753	27.429	18.133	26.953	1'35.268	260,2	16:09'11.845
12	22.837	27.530	18.037	26.820	1'35.224	259,6	16:10'47.069
13	22.882	28.989	18.737	27.149	1'37.757	259,6	16:12'24.826
14	22.783	28.924	18.976	7'21.411	8'32.094P	262,1	16:20'56.920
15	36.564	28.097	18.276	26.984	1'49.921P		16:22'46.841
16	22.757	27.600	18.033	26.836	1'35.226	262,8	16:24'22.067
17	22.703	27.530	18.035	26.807	1'35.075	263,4	16:25'57.142
18	22.600	27.513	18.107	26.817	1'35.037	265,4	16:27'32.179
19	22.693	27.501	18.096	26.865	1'35.155	264,1	16:29'07.334
20	24.843	28.938	19.271	15'31.079	16'44.131P	263,4	16:45'51.465
21	33.629	28.385	18.869	29.104	1'49.987P		16:47'41.452
22	22.512	27.310	18.004	26.568	1'34.394	262,1	16:49'15.846
23	22.543	27.228	17.919	26.541	1'34.231	264,7	16:50'50.077
24	22.566	27.354	17.915	26.622	1'34.457	262,8	16:52'24.534
25	22.608	27.309	17.850	26.659	1'34.426	260,9	16:53'58.960
26	22.520	27.257	17.966	26.652	1'34.395	262,1	16:55'33.355
27	22.564	27.305	18.001	26.843	1'34.713	262,1	16:57'08.068
28	22.571	27.228	17.858	26.725	1'34.382	262,1	16:58'42.450
29	22.644	29.560	18.265	7'14.210	8'24.679P	263,4	17:07'07.129
30	33.413	27.779	18.093	26.696	1'45.981P		17:08'53.110
31	22.687	27.379	17.980	26.591	1'34.637	263,4	17:10'27.747
32	22.585	27.203	17.896	26.688	1'34.372	263,4	17:12'02.119
33	22.611	27.186	17.948	26.683	1'34.428	261,5	17:13'36.547
34	22.645	28.896	18.934	10'49.383	11'59.858P	262,1	17:25'36.405
35	33.379	28.523	21.520	30.267	1'53.689P		17:27'30.094
36	22.396	27.347	17.814	26.484	1'34.041	266,0	17:29'04.135
37	22.469	27.235	17.791	26.437	1'33.932	260,2	17:30'38.067
38	22.390	27.156	18.055	28.132	1'35.733	265,4	17:32'13.800
39	22.336	27.116	18.048	4'57.512	6'05.012P	272,7	17:38'18.812
40	31.928	27.218	17.854	32.050	1'49.050P		17:40'07.862
41	22.553	27.120	17.836	27.181	1'34.690	259,6	17:41'42.552

7° 32 O. BAYLISS [1'34.054]							
Lap	Seg1	Seg2	Seg3	Seg4	Lap Time	km/h	Local Time
1							15:53'08.417
2	35.387	28.235	18.302	27.108	1'49.032P		15:54'57.449
3	22.836	27.265	17.919	26.603	1'34.623	260,2	15:56'32.072
4	22.916	27.399	17.768	26.610	1'34.693	256,5	15:58'06.765
5	22.785	27.204	17.907	26.436	1'34.332	259,6	15:59'41.097
6	23.051	28.131	17.976	26.939	1'36.097	260,9	16:01'17.194
7	22.828	27.328	17.833	26.580	1'34.569C	260,2	16:02'51.763
8	22.781	27.321	17.871	26.562	1'34.535	261,5	16:04'26.298
9	25.327	28.776	18.094	26.891	1'39.088	254,7	16:06'05.386
10	22.763	27.267	17.928	26.617	1'34.575	260,9	16:07'39.961
11	22.784	27.281	17.971	26.673	1'34.709	259,0	16:09'14.670
12	22.814	27.284	17.923	26.567	1'34.588	262,1	16:10'49.258
13	22.815	35.420	18.914	25'00.525	26'17.674P	260,2	16:37'06.932
14	34.225	29.393	21.053	28.019	1'52.690P		16:38'59.622
15	23.099	27.561	18.089	27.007	1'35.756	254,1	16:40'35.378
16	22.974	27.550	18.055	26.862	1'35.441	257,8	16:42'10.819
17	22.984	27.429	17.970	26.888	1'35.271	258,4	16:43'46.090
18	23.016	27.370	18.050	26.911	1'35.347	256,5	16:45'21.437
19	26.321	28.399	19.235	27.569	1'41.524	259,0	16:47'02.961
20	22.812	27.476	18.073	26.887	1'35.248	260,9	16:48'38.209
21	22.838	27.716	18.144	27.276	1'35.974	259,0	16:50'14.183
22	24.461	29.942	19.798	15'14.323	16'28.524P	257,8	17:06'42.707
23	32.126	27.840	17.948	26.624	1'44.538P		17:08'27.245
24	22.658	27.415	17.858	26.460	1'34.391	262,8	17:10'01.636
25	22.582	27.163	17.781	26.528	1'34.054	262,8	17:11'35.690
26	22.632	27.211	17.821	26.439	1'34.103	261,5	17:13'09.793
27	22.476	27.738	23.980	28.994	1'43.188	268,0	17:14'52.981
28	22.643	27.205	17.901	26.768	1'34.517	262,8	17:16'27.498
29	22.554	27.211	17.865	26.487	1'34.117	265,4	17:18'01.615
30	22.609	27.424	17.998	26.584	1'34.615	265,4	17:19'36.230
31	22.721	27.171	17.932	18'34.697	19'42.521P	264,7	17:39'18.751
32	35.833	29.851	18.919	28.368	1'52.971P		17:41'11.722

6° 3 R. DE ROSA [1'33.936]							
Lap	Seg1	Seg2	Seg3	Seg4	Lap Time	km/h	Local Time
1							16:37'32.606
2	35.975	30.541	19.536	6'54.094	8'20.146P		16:45'52.752
3	37.406	28.495	18.708	49.397	2'14.006P		16:48'06.758
4	29.509	28.615	18.460	26.943	1'43.527P		16:49'50.285
5	23.059	27.600	18.220	26.763	1'35.642	261,5	16:51'25.927
6	22.805	27.976	18.389	26.856	1'36.026	265,4	16:53'01.953
7	22.790	27.463	18.059	26.680	1'34.992	262,1	16:54'36.945
8	22.715	27.397	18.122	26.752	1'34.986	260,9	16:56'11.931
9	23.623	28.761	18.614	9'09.482	10'20.480P	260,9	17:06'32.411
10	35.038	29.644	20.811	26.959	1'52.452P		17:08'24.863
11	22.507	27.329	17.795	26.347	1'33.978	266,0	17:09'58.841
12	22.575	27.592	17.863	26.357	1'34.387	268,7	17:11'33.228
13	22.508	27.172	17.871	26.385	1'33.936	264,7	17:13'07.164
14	22.557	31.062	22.774	28.682	1'45.075	267,3	17:14'52.239
15	22.706	27.308	18.112	26.434	1'34.560	262,1	17:16'26.799
16	22.613	27.216	17.987	26.499	1'34.315	264,7	17:18'01.114
17	22.514	27.226	17.930	26.580	1'34.250	264,1	17:19'35.364

8° 66 N. TUULI [1'34.133]							
Lap	Seg1	Seg2	Seg3	Seg4	Lap Time	km/h	Local Time
1							15:59'46.092
2	36.372	31.097	18.542	27.539	1'53.550P		16:01'39.642
3	23.109	28.914	18.298	26.847	1'37.168C	260,2	16:03'16.810
4	23.075	27.630	18.086	26.711	1'35.502	256,5	16:04'52.312
5	22.987	27.620	18.035	26.759	1'35.401	257,8	16:06'27.713
6	22.835	27.586	17.995	26.718	1'35.134	258,4	16:08'02.847
7	22.863	30.351	18.510	5'23.279	6'35.003P	258,4	16:14'37.850
8	33.912	28.254	22.427	26.706	1'51.299P		16:16'29.149
9	22.771	27.164	17.856	26.506	1'34.297	259,0	16:18'03.446
10	22.903	27.396	17.905	26.701	1'34.905	259,6	16:19'38.351
11	22.786	27.120	17.915	26.568	1'34.389	257,1	16:21'12.740
12	22.680	27.285	17.938	26.409	1'34.312	261,5	16:22'47.052
13	23.324	28.806	18.226	21'44.829	22'55.185P	267,3	16:45'42.237
14	35.297	27.921	18.293	26.670	1'48.181P		16:47'30.418
15	22.771	27.746	18.077	26.654	1'35.248	261,5	16:49'05.666
16	22.776	27.367	18.033	26.649	1'34.825	261,5	16:50'40.491
17	22.769	27.688	17.999	26.576	1'35.032	260,9	16:52'15.523
18	22.854	27.415	18.009	26.607	1'34.885	259,6	16:53'50.408

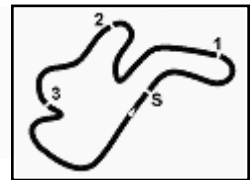
21/02/2023

P = Pits In/Dut - C = Lap Time Cancelled

These data/results cannot be reproduced, stored and/or transmitted in whole or in part by any manner of electronic, mechanical, photocopying, recording, broadcasting or otherwise now known or herein after developed without the previous express consent by the copyright owner, except for reproduction in daily press and regular printed publications on sale to the public within 60 days of the event related to those data/results and always provided that copyright symbol appears together as follows below.

© DORNA WSBK ORGANIZATION Srl 2023





Phillip Island 4.445 m

DWO Phillip Island Official Test, 20-21 February 2023
Chronological Analysis Tuesday Free Practice 2

3 / 6

19	22.764	27.306	17.949	26.805	1'34.824	259,6	16:55'25.232	27	22.822	27.804	18.143	26.783	1'35.552	270,0	17:06'59.887
20	22.869	27.285	18.024	26.710	1'34.888	259,6	16:57'00.120	28	22.822	27.411	18.073	26.797	1'35.103	268,0	17:08'34.990
21	22.739	27.434	17.942	26.652	1'34.767	260,9	16:58'34.887	29	22.832	27.375	18.059	26.881	1'35.147	268,7	17:10'10.137
22	22.837	27.323	17.924	26.617	1'34.701	260,9	17:00'09.588	30	22.855	27.449	18.135	26.788	1'35.227	268,7	17:11'45.364
23	22.834	27.207	19.402	9'56.135	11'05.578P	260,2	17:11'15.166								
24	35.773	27.909	18.226	27.098	1'49.006P		17:13'04.172								
25	22.950	27.422	17.981	26.715	1'35.068	259,0	17:14'39.240								
26	22.806	27.263	18.099	26.735	1'34.903	259,6	17:16'14.143								
27	22.794	27.280	18.043	26.654	1'34.771	260,2	17:17'48.914								
28	23.245	29.495	18.374	6'50.713	8'01.827P	260,9	17:25'50.741								
29	33.165	27.660	18.251	26.664	1'45.740P		17:27'36.481								
30	22.770	27.051	17.917	26.563	1'34.301	262,1	17:29'10.782								
31	22.630	27.097	17.832	26.574	1'34.133	260,9	17:30'44.915								
32	22.698	27.055	17.901	26.611	1'34.265	260,9	17:32'19.180								

11° 28 G. VAN STRAALEN [1'34.248]

Lap	Seg.1	Seg.2	Seg.3	Seg.4	Lap Time	km/h	Local Time
1					15:53'06.012		
2	36.830	28.761	18.489	27.422	1'51.502P	255,3	15:54'57.514
3	23.430	27.545	18.350	26.975	1'36.300	258,4	15:56'33.814
4	23.191	27.602	18.091	27.020	1'35.904	259,0	15:58'09.718
5	23.006	27.502	18.230	27.056	1'35.794	259,0	15:59'45.512
6	22.944	27.343	18.062	26.945	1'35.294	260,9	16:01'20.806
7	22.877	27.791	18.390	27.102	1'36.160C	262,1	16:02'56.966
8	23.007	27.478	18.234	27.166	1'35.885	258,4	16:04'32.851
9	23.132	27.467	18.281	8'34.104	9'42.984P	257,1	16:14'15.835
10	35.962	27.804	18.431	27.210	1'49.407P		16:16'05.242
11	22.982	27.681	18.164	27.058	1'35.885	258,4	16:17'41.127
12	22.871	27.583	18.064	27.034	1'35.552	257,1	16:19'16.679
13	23.059	32.679	18.559	27.161	1'41.458	256,5	16:20'58.137
14	22.948	27.737	18.377	14'58.963	16'08.025P	259,6	16:37'06.162
15	35.265	28.373	18.514	27.264	1'49.416P		16:38'55.578
16	23.116	27.527	18.193	27.286	1'36.122	256,5	16:40'31.700
17	23.046	27.671	18.327	27.163	1'36.207	257,8	16:42'07.907
18	23.036	27.827	18.410	29.989	1'39.262	256,5	16:43'47.169
19	23.094	27.682	18.510	6'22.529	7'31.815P	259,0	16:51'18.984
20	35.559	28.964	18.543	27.012	1'50.078P		16:53'09.062
21	22.818	27.395	18.204	26.864	1'35.281	260,2	16:54'44.343
22	22.789	27.271	17.926	26.704	1'34.690	260,2	16:56'19.033
23	22.821	27.494	18.299	27.159	1'35.773	262,8	16:57'54.806
24	22.835	27.352	18.139	26.914	1'35.240	265,4	16:59'30.046
25	22.810	27.235	18.001	26.828	1'34.874	257,8	17:01'04.920
26	22.848	34.703	18.834	5'38.586	6'54.971P	260,2	17:07'59.891
27	42.433	32.970	18.126	26.796	2'00.325P		17:10'00.216
28	22.818	27.221	17.961	26.738	1'34.738	262,8	17:11'34.954
29	22.641	27.170	18.022	26.655	1'34.488	260,9	17:13'09.442
30	22.722	29.216	18.142	26.812	1'36.892	263,4	17:14'46.334
31	22.720	27.201	18.004	26.788	1'34.713	259,0	17:16'21.047
32	22.682	27.244	18.549	7'34.576	8'43.051P	260,2	17:25'04.098
33	36.318	27.534	18.171	26.794	1'48.817P		17:26'52.915
34	22.770	27.197	18.054	26.699	1'34.720	257,1	17:28'27.635
35	22.614	27.133	17.884	26.617	1'34.248	259,6	17:30'01.883
36	22.805	28.105	18.038	26.844	1'35.792	257,1	17:31'37.675
37	22.825	39.082	19.079	26.907	1'47.893	259,0	17:33'25.568
38	22.773	42.959	20.641	3'59.172	5'25.545P	259,0	17:38'51.113
39	32.966	27.660	18.325	26.661	1'45.612P		17:40'36.725

9° 29 N. SPINELLI [1'34.149]

Lap	Seg.1	Seg.2	Seg.3	Seg.4	Lap Time	km/h	Local Time
1					15:53'31.880		
2	33.358	32.417	18.205	27.782	1'51.762P		15:55'23.642
3	23.109	27.641	17.990	26.977	1'35.717	256,5	15:56'59.359
4	27.447	30.298	19.426	31.568	1'48.739	254,7	15:58'48.008
5	22.782	27.610	17.950	27.006	1'35.348	258,4	16:00'23.446
6	22.984	27.548	18.041	26.948	1'35.521	253,5	16:01'58.967
7	22.834	29.872	19.277	27.057	1'39.400	257,1	16:03'38.007
8	22.808	27.498	18.042	26.899	1'35.247	257,8	16:05'13.254
9	22.879	28.474	18.626	15'11.473	16'21.452P	256,5	16:21'34.706
10	31.558	28.799	18.833	30.654	1'49.844P		16:23'24.550
11	22.880	27.622	18.054	26.975	1'35.531	257,1	16:25'00.081
12	22.863	27.498	18.026	26.829	1'35.216	264,1	16:26'35.297
13	22.745	27.434	17.991	26.757	1'34.927	260,2	16:28'10.224
14	23.199	28.495	18.632	15'53.766	17'04.092P	257,8	16:45'14.316
15	34.108	28.039	18.010	26.848	1'47.005P		16:47'01.321
16	22.602	27.255	17.956	26.633	1'34.446	257,8	16:48'35.767
17	22.556	27.225	17.780	26.588	1'34.149	257,8	16:50'09.916

10° 99 A. HUERTAS [1'34.179]

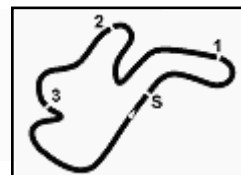
Lap	Seg.1	Seg.2	Seg.3	Seg.4	Lap Time	km/h	Local Time
1					15:54'36.157		
2	33.737	27.833	18.205	26.854	1'46.629P		15:56'22.786
3	22.863	27.271	18.072	26.833	1'35.039	265,4	15:57'57.825
4	22.923	27.562	18.146	26.763	1'35.394	267,3	15:59'33.219
5	23.180	28.494	18.591	9'50.875	11'01.140P	267,3	16:10'34.359
6	31.318	27.758	17.933	26.569	1'43.578P		16:12'17.937
7	22.618	27.129	17.851	26.581	1'34.179	269,3	16:13'52.116
8	22.708	27.158	17.903	26.541	1'34.310	267,3	16:15'26.426
9	22.656	27.238	17.983	12'37.077	13'44.954P	266,7	16:29'11.380
10	32.771	27.540	17.983	26.579	1'44.873P		16:30'56.253
11	22.628	27.114	17.866	5'18.597	6'26.205P	267,3	16:37'22.458
12	31.678	27.334	17.970	26.656	1'43.638P		16:39'06.096
13	22.749	27.292	17.942	26.609	1'34.592	268,7	16:40'40.688
14	22.720	27.220	17.975	26.737	1'34.652	268,0	16:42'15.340
15	22.720	27.252	17.914	26.615	1'34.501	268,0	16:43'49.841
16	22.721	27.187	17.963	26.646	1'34.517	268,0	16:45'24.358
17	22.641	27.170	17.872	26.615	1'34.298	271,4	16:46'58.656
18	22.592	27.273	17.919	26.556	1'34.340	271,4	16:48'32.996
19	22.687	27.346	18.054	26.613	1'34.700	270,0	16:50'07.696
20	22.643	30.196	18.202	4'24.781	5'35.822P	270,0	16:55'43.518
21	33.399	27.466	18.089	26.660	1'45.614P		16:57'29.132
22	22.746	27.264	17.994	26.583	1'34.587	271,4	16:59'03.719
23	22.628	27.666	18.391	26.813	1'35.498	272,0	17:00'39.217
24	22.755	27.271	18.053	26.653	1'34.732	270,0	17:02'13.949
25	22.817	27.392	18.063	27.111	1'35.383	269,3	17:03'49.332
26	22.854	27.368	18.038	26.743	1'35.003	268,7	17:05'24.335

12° 94 V. DEBISE [1'34.279]

Lap	Seg.1	Seg.2	Seg.3	Seg.4	Lap Time	km/h	Local Time
1					15:53'18.925		
2	32.451	28.244	18.354	27.170	1'46.219P		15:55'05.144
3	23.349	27.667	18.131	26.924	1'36.071	257,8	15:56'41.215
4	22.986	27.407	18.061	26.866	1'35.320	258,4	15:58'16.535
5	23.018	27.482	18.087	27.371	1'35.958	262,1	15:59'52.493
6	23.264	27.586	18.131	6'52.016	8'00.997P	260,9	16:07'53.490
7	33.604	27.867	18.109	26.899	1'46.479P		16:09'39.969
8	22.966	27.408	18.072	26.800	1'35.246	258,4	16:11'15.215
9	23.007	27.338	18.038	27.131	1'35.514	260,9	16:12'50.729
10	22.939	27.502	18.125	26.858	1'35.424	260,9	16:14'26.153
11	23.082	27.465	18.117	5'50.063	6'58.727P	260,2	16:21'24.880
12	36.707	28.979	18.427	27.377	1'51.490P		16:23'16.370
13	22.799	27.173	17.970	26.585	1'34.527	263,4	16:24'50.897
14	22.797	27.125	17.994	26.700	1'34.616	262,8	16:26'25.513

21/02/2023 P = Pits In/Out - C = Lap Time Cancelled

These data/results cannot be reproduced, stored and/or transmitted in whole or in part by any manner of electronic, mechanical, photocopying, recording



Phillip Island 4.445 m

DWO Phillip Island Official Test, 20-21 February 2023
Chronological Analysis Tuesday Free Practice 2

4 / 6

15	22.833	27.428	18.034	26.691	1'34.986	265,4	16:28'00.499	16	22.930	27.391	18.202	27.066	1'35.589	268,0	16:45'30.321
16	22.896	27.292	18.011	17'32.831	18'41.030P	262,8	16:46'41.529	17	22.871	27.619	18.166	26.734	1'35.390	266,0	16:47'05.711
17	33.443	27.677	18.209	26.958	1'46.287P		16:48'27.816	18	22.861	27.283	18.034	26.755	1'34.933	269,3	16:48'40.644
18	22.847	27.346	18.041	26.716	1'34.950	259,6	16:50'02.766	19	22.870	27.226	18.062	26.621	1'34.779	266,0	16:50'15.423
19	22.821	27.261	18.110	26.742	1'34.934	260,9	16:51'37.700	20	22.829	29.210	20.771	29.018	1'41.828	268,0	16:51'57.251
20	22.840	27.478	18.046	26.763	1'35.127	261,5	16:53'12.827	21	22.993	27.311	18.129	26.586	1'35.019	262,8	16:53'32.270
21	22.897	27.438	18.077	8'37.348	9'45.760P	261,5	17:02'58.587	22	22.892	32.335	19.676	27.267	1'42.170	264,7	16:55'14.440
22	33.399	28.120	18.567	26.956	1'47.042P		17:04'45.629	23	22.998	27.489	18.310	11'04.239	12'13.036P	268,0	17:07'27.476
23	22.736	27.114	17.924	26.505	1'34.279	260,2	17:06'19.908	24	36.024	28.330	18.462	26.870	1'49.686P		17:09'17.162
24	22.800	27.273	17.933	26.901	1'34.907	260,9	17:07'54.815	25	22.930	27.287	18.143	27.058	1'35.418	264,1	17:10'52.580
25	22.864	27.278	18.110	26.755	1'35.007	262,8	17:09'29.822	26	22.822	27.194	18.251	26.642	1'34.909	265,4	17:12'27.489
26	22.924	27.297	17.998	26.681	1'34.900	262,8	17:11'04.722	27	22.878	27.374	18.223	26.752	1'35.227	264,7	17:14'02.716
27	22.930	27.469	18.208	12'12.025	13'20.632P	262,8	17:24'25.354	28	22.944	27.220	18.157	26.784	1'35.105	264,1	17:15'37.821
28	33.063	27.514	18.132	26.891	1'45.600P		17:26'10.954	29	23.118	30.081	19.268	11'58.661	13'11.128P	262,8	17:28'48.949
29	23.181	27.395	18.216	26.764	1'35.556	260,2	17:27'46.510	30	35.189	29.876	18.340	26.647	1'50.052P		17:30'39.001
30	23.067	27.321	18.051	26.797	1'35.236	261,5	17:29'21.746	31	22.707	27.204	18.060	27.443	1'35.414	268,0	17:32'14.415
								32	22.656	27.443	18.018	29.212	1'37.329	269,3	17:33'51.744
								33	24.484	29.871	19.514	3'30.464	4'44.333P	266,7	17:38'36.077
								34	34.860	27.718	18.229	26.652	1'47.459P		17:40'23.536
								35	22.781	27.188	18.057	26.550	1'34.576	266,0	17:41'58.112

13° 19 A. MANTOVANI [1'34.514]

Lap	Seg1	Seg2	Seg3	Seg4	Lap Time	km/h	Local Time
1							15:54'44.517
2	37.476	28.417	18.614	27.446	1'51.953P		15:56'36.470
3	23.217	27.683	18.323	27.212	1'36.435	261,5	15:58'12.905
4	23.258	29.578	18.654	5'23.951	6'35.441P	260,2	16:04'48.346
5	35.918	37.413	18.101	26.620	1'58.052P		16:06'46.398
6	22.774	27.312	17.946	26.589	1'34.621	263,4	16:08'21.019
7	23.168	27.470	18.268	26.864	1'35.770	261,5	16:09'56.789
8	23.149	35.123	18.320	26.846	1'43.438	257,8	16:11'40.227
9	23.106	27.700	18.230	26.942	1'35.978	260,2	16:13'16.205
10	23.101	27.536	18.125	26.881	1'35.643	258,4	16:14'51.848
11	23.192	27.753	18.190	28.967	1'38.102	259,0	16:16'29.950
12	23.014	27.424	18.049	26.822	1'35.309	261,5	16:18'05.259
13	22.986	27.505	18.125	27.036	1'35.652	262,1	16:19'40.911
14	22.972	27.555	18.319	26.887	1'35.733	258,4	16:21'16.644
15	27.106	34.444	20.280	23'07.903	24'29.733P	261,5	16:45'46.377
16	35.952	31.025	18.851	29.361	1'55.189P		16:47'41.566
17	22.948	27.556	18.181	26.778	1'35.463	259,6	16:49'17.029
18	22.940	27.618	18.287	26.798	1'35.643	264,7	16:50'52.672
19	22.896	28.472	19.277	26.791	1'37.436	266,7	16:52'30.108
20	22.818	27.358	18.059	26.654	1'34.889	264,7	16:54'04.997
21	22.947	27.421	18.222	26.905	1'35.495	264,1	16:55'40.492
22	25.515	29.903	18.950	32'56.778	34'11.146P	262,8	17:29'51.638
23	36.812	29.328	18.186	1'04.082	2'28.408P		17:32'20.046
24	32.804	28.931	18.410	4'47.704	6'07.849P		17:38'27.895
25	27.914	27.377	18.048	27.369	1'40.708P		17:40'08.603
26	22.731	27.159	18.124	26.500	1'34.514	266,0	17:41'43.117

15° 9 J. NAVARRO [1'34.797]

Lap	Seg1	Seg2	Seg3	Seg4	Lap Time	km/h	Local Time
1							15:54'16.872
2	36.080	28.518	18.510	27.024	1'50.132P		15:56'07.004
3	23.305	27.394	18.218	26.817	1'35.734	254,7	15:57'42.738
4	23.109	27.144	18.053	26.750	1'35.056	256,5	15:59'17.794
5	23.041	27.165	18.082	26.807	1'35.095	255,3	16:00'52.889
6	23.045	1'19.563	21.940	16'22.995	18'27.543P	255,3	16:19'20.432
7	35.578	28.245	18.557	26.987	1'49.367P		16:21'09.799
8	23.072	27.477	18.204	26.873	1'35.626	256,5	16:22'45.425
9	22.993	27.349	18.251	26.807	1'35.400	257,1	16:24'20.825
10	22.914	27.421	18.104	26.789	1'35.228	256,5	16:25'56.053
11	22.880	27.213	18.075	27.036	1'35.204	257,1	16:27'31.257
12	22.918	29.007	18.570	26.812	1'37.307	256,5	16:29'08.564
13	23.021	28.319	18.750	19'06.521	20'16.611P	260,9	16:49'25.175
14	36.504	28.221	18.485	27.007	1'50.217P		16:51'15.392
15	23.031	27.735	18.299	26.936	1'36.001	257,8	16:52'51.393
16	23.036	27.392	18.207	26.860	1'35.495	257,8	16:54'26.888
17	23.014	27.571	18.347	26.884	1'35.816	257,1	16:56'02.704
18	23.116	29.888	19.134	15'38.434	16'50.572P	257,8	17:12'53.276
19	41.845	28.172	18.899	26.937	1'55.853P		17:14'49.129
20	23.006	27.264	18.055	26.627	1'34.952	259,6	17:16'24.081
21	22.817	27.289	18.121	26.570	1'34.797	260,9	17:17'58.878
22	22.931	27.333	18.099	26.754	1'35.117	259,6	17:19'33.995
23	22.914	27.179	18.150	26.680	1'34.923	259,0	17:21'08.918
24	22.945	27.225	18.172	26.676	1'35.018	259,0	17:22'43.936
25	22.926	30.117	19.075	14'37.201	15'49.319P	257,8	17:38'33.255
26	34.499	28.081	18.458	26.985	1'48.023P		17:40'21.278
27	23.100	27.501	18.326	26.920	1'35.847	255,3	17:41'57.125

16° 24 A. WONGTHANANON [1'35.001]

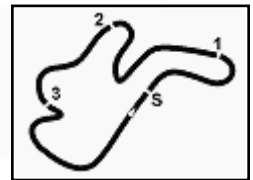
Lap	Seg1	Seg2	Seg3	Seg4	Lap Time	km/h	Local Time
1							15:54'27.747
2	43.176	28.045	22.700	35.177	2'09.098P		15:56'36.845
3	23.349	27.715	18.414	27.064	1'36.542	262,1	15:58'13.387
4	23.097	29.693	18.667	27.907	1'39.364	261,5	15:59'52.751
5	23.180	27.840	18.272	27.181	1'36.473	260,9	16:01'29.224
6	23.461	28.263	18.535	27.325	1'37.584C	257,8	16:03'06.808
7	25.192	32.496	19.590	29.335	1'46.613	256,5	16:04'53.421
8	25.455	35.807	19.466	27.342	1'48.070	259,6	16:06'41.491
9	23.201	27.967	18.540	27.286	1'36.994	259,6	16:08'18.485
10	25.354	28.556	18.392	11'34.213	12'46.515P	255,9	16:21'05.000

21/02/2023 P = Pits In/Out - C = Lap Time Cancelled

These data/results cannot be reproduced, stored and/or transmitted in whole or in part by any manner of electronic, mechanical, photocopying, recording, broadcasting or otherwise now known or herein after developed without the previous express consent by the copyright owner, except for reproduction in daily press and regular printed publications on sale to the public within 60 days of the event related to those data/results and always provided that copyright symbol appears together as follows below.

© DORNA WSBK ORGANIZATION Srl 2023





11	38.224	34.082	19.140	31.947	2'03.393P		16:23'08.393	9	23.206	28.102	18.603	27.383	1'37.294	263,4	16:07'11.140
12	23.163	27.450	18.174	26.744	1'35.531	258,4	16:24'43.924	10	23.259	28.148	18.549	27.542	1'37.498	262,1	16:08'48.638
13	23.233	27.786	18.465	27.139	1'36.623	261,5	16:26'20.547	11	23.257	28.205	18.477	27.658	1'37.597	259,0	16:10'26.235
14	23.441	27.908	18.602	26.881	1'36.832	260,9	16:27'57.379	12	23.285	33.175	19.607	37'32.542	38'48.609P	258,4	16:49'14.844
15	23.047	27.719	18.416	26.973	1'36.155	262,1	16:29'33.534	13	44.528	34.456	19.646	33.519	2'12.149P		16:51'26.993
16	24.477	29.190	19.095	27.188	1'39.950	257,8	16:31'13.484	14	23.194	28.234	18.492	27.350	1'37.270	264,7	16:53'04.263
17	23.219	27.912	25.896	17'58.003	19'15.030P	258,4	16:50'28.514	15	22.982	27.922	18.355	27.398	1'36.657	260,9	16:54'40.920
18	37.512	37.735	20.212	29.782	2'05.241P		16:52'33.755	16	23.121	27.967	18.335	27.567	1'36.990	260,2	16:56'17.910
19	23.294	27.613	18.291	26.901	1'36.099	258,4	16:54'09.854	17	23.103	27.889	18.411	27.262	1'36.665	260,2	16:57'54.575
20	23.114	29.652	19.936	28.026	1'40.728	260,9	16:55'50.582	18	23.259	27.799	18.294	27.126	1'36.478	261,5	16:59'31.053
21	23.063	27.730	18.384	26.989	1'36.166	260,2	16:57'26.748	19	22.866	27.649	18.428	27.249	1'36.192	264,1	17:01'07.245
22	23.097	27.720	18.256	26.959	1'36.032	262,1	16:59'02.780	20	22.925	27.644	18.300	27.164	1'36.033	263,4	17:02'43.278
23	23.373	28.096	18.459	27.136	1'37.064	261,5	17:00'39.844	21	22.974	27.686	18.311	27.333	1'36.304	260,2	17:04'19.582
24	23.100	27.710	18.299	27.016	1'36.125	270,0	17:02'15.969	22	23.653	29.475	18.996	17'52.814	19'04.938P	260,9	17:23'24.520
25	24.352	28.947	18.733	20'59.147	22'11.179P	260,9	17:24'27.148	23	34.615	30.844	19.101	35.754	2'00.314P		17:25'24.834
26	37.892	33.146	23.569	28.003	2'02.610P		17:26'29.758	24	22.751	27.689	18.280	27.134	1'35.854	266,7	17:27'00.688
27	23.091	27.501	18.362	26.928	1'35.882	257,8	17:28'05.640	25	22.951	27.634	18.189	27.053	1'35.827	266,7	17:28'36.515
28	23.113	27.552	18.218	26.804	1'35.687	260,9	17:29'41.327	26	23.014	27.734	18.343	27.379	1'36.470	262,8	17:30'12.985
29	23.067	40.174	18.927	27.313	1'49.481	257,8	17:31'30.808	27	23.105	27.684	18.291	33.851	1'42.931	259,0	17:31'55.916
30	23.465	27.460	18.368	26.992	1'36.285	253,5	17:33'07.093	28	23.163	29.363	19.205	27.773	1'39.504	261,5	17:33'35.420
31	23.017	27.558	19.088	4'21.972	5'31.635P	258,4	17:38'38.728								
32	33.219	27.558	18.245	26.618	1'45.640P		17:40'24.368								
33	22.914	27.334	18.101	26.652	1'35.001	261,5	17:41'59.369								

19° 51 A. SARMOON (1'35.895)

Lap	Seg1	Seg2	Seg3	Seg4	Lap Time	km/h	Local Time
1							15:54'50.194
2	38.718	28.513	18.545	30.190	1'55.966P		15:56'46.160
3	23.546	27.804	18.571	27.451	1'37.372	254,1	15:58'23.532
4	23.627	27.874	18.572	27.469	1'37.542	256,5	16:00'01.074
5	23.732	28.006	18.504	27.511	1'37.753	255,3	16:01'38.827
6	23.515	30.562	18.501	29.051	1'41.629C	257,1	16:03'20.456
7	23.528	28.063	18.575	27.566	1'37.932	255,3	16:04'58.388
8	26.113	29.489	18.622	27.634	1'41.858	257,8	16:06'40.246
9	23.711	28.981	18.415	27.212	1'38.319	257,1	16:08'18.565
10	28.904	30.113	19.540	9'50.416	11'08.973P	251,2	16:19'27.538
11	38.946	30.752	20.180	27.663	1'57.541P		16:21'25.079
12	23.579	27.841	18.356	31.817	1'41.593	255,9	16:23'06.672
13	23.483	27.709	18.336	27.322	1'36.850	254,7	16:24'43.522
14	23.240	29.437	18.408	27.150	1'38.235	257,1	16:26'21.757
15	23.074	27.780	18.363	26.846	1'36.063	260,2	16:27'57.820
16	23.260	27.807	18.189	26.865	1'36.121	264,7	16:29'33.941
17	23.876	34.825	18.267	30.841	1'47.809	263,4	16:31'21.750
18	23.476	41.642	22.453	17'43.314	19'10.885P	256,5	16:50'32.635
19	37.788	30.678	18.971	32.029	1'59.466P		16:52'32.101
20	23.344	27.870	18.469	28.665	1'38.348	258,4	16:54'10.449
21	23.221	27.804	18.327	27.187	1'36.539	262,1	16:55'46.988
22	23.930	28.211	18.555	27.301	1'37.997	257,1	16:57'24.985
23	23.519	28.055	18.454	27.403	1'37.431	256,5	16:59'02.416
24	23.536	27.909	18.619	27.214	1'37.278	257,1	17:00'39.694
25	23.101	27.701	18.311	27.154	1'36.267	264,1	17:02'15.961
26	23.767	27.929	18.503	28.105	1'38.304	257,8	17:03'54.265
27	24.044	28.383	19.086	25'08.667	26'20.180P	257,8	17:30'14.445
28	37.762	30.381	19.609	32.920	2'00.672P		17:32'15.117
29	23.031	27.580	18.239	27.045	1'35.895	263,4	17:33'51.012
30	25.932	33.521	21.994	3'32.759	4'54.206P	257,1	17:38'45.218
31	35.700	28.996	18.492	26.770	1'49.958P		17:40'35.176

17° 54 B. SOFUOGLU (1'35.276)

Lap	Seg1	Seg2	Seg3	Seg4	Lap Time	km/h	Local Time
1							15:54'00.263
2	36.157	28.620	18.571	27.741	1'51.089P		15:55'51.352
3	23.785	28.266	18.507	27.702	1'38.260	260,9	15:57'29.612
4	23.504	27.763	18.368	27.288	1'36.923	262,1	15:59'06.535
5	23.333	27.642	18.482	27.385	1'36.842	261,5	16:00'43.377
6	23.235	27.962	18.247	27.173	1'36.617	260,9	16:02'19.994
7	23.203	27.689	18.240	27.250	1'36.382	263,4	16:03'56.376
8	23.292	27.498	18.414	27.314	1'36.518	262,1	16:05'32.894
9	23.182	27.525	18.135	27.222	1'36.064	261,5	16:07'08.958
10	23.170	27.663	18.337	27.474	1'36.644	262,1	16:08'45.602
11	24.014	32.491	19.534	8'08.454	9'24.493P	257,1	16:18'10.095
12	39.377	29.798	19.482	28.172	1'56.829P		16:20'06.924
13	23.620	27.811	18.416	27.374	1'37.221	259,6	16:21'44.145
14	23.627	28.562	18.476	27.720	1'38.385	261,5	16:23'22.530
15	23.427	27.779	18.284	27.369	1'36.859	262,1	16:24'59.389
16	23.193	27.964	18.473	27.272	1'36.902	262,8	16:26'36.291
17	24.029	33.080	20.245	15'56.261	17'13.615P	267,3	16:43'49.906
18	43.018	30.000	19.150	28.131	2'00.299P		16:45'50.205
19	23.454	27.726	18.266	27.149	1'36.595	263,4	16:47'26.800
20	23.292	27.482	18.256	27.057	1'36.087	262,1	16:49'02.887
21	23.065	27.550	18.269	27.106	1'35.990	263,4	16:50'38.877
22	23.156	29.478	18.370	26.977	1'37.981	263,4	16:52'16.858
23	22.859	27.328	18.168	26.921	1'35.276	264,7	16:53'52.134
24	22.939	42.299	19.487	33'24.308	34'49.033P	266,0	17:28'41.167
25	40.152	28.808	18.179	28.831	1'55.970P		17:30'37.137
26	23.039	27.671	18.065	27.761	1'36.536	262,1	17:32'13.673

18° 17 J. MCPHEE (1'35.827)

Lap	Seg1	Seg2	Seg3	Seg4	Lap Time	km/h	Local Time
1							15:53'47.294
2	33.868	29.088	18.713	27.749	1'49.418P		15:55'36.712
3	23.530	28.443	18.761	27.907	1'38.641	260,2	15:57'15.353
4	23.415	31.673	18.732	27.875	1'41.695	259,6	15:58'57.048
5	23.341	28.235	18.494	27.677	1'37.747	260,9	16:00'34.795
6	23.319	28.283	18.754	27.902	1'38.258	258,4	16:02'13.053
7	23.384	28.215	18.622	27.538	1'37.759	259,0	16:03'50.812
8	23.315	27.989	19.563	32.167	1'43.034	257,8	16:05'33.846

20° 4 H. TRUELOVE (1'36.188)

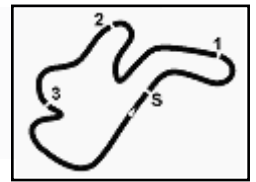
Lap	Seg1	Seg2	Seg3	Seg4	Lap Time	km/h	Local Time
1							16:03'50.836
2	38.180	29.845	18.693	28.359	1'55.077P		16:05'45.913
3	23.653	28.267	18.686	27.255	1'37.861	257,1	16:07'23.774
4	23.475	28.083	18.369	27.662	1'37.589	256,5	16:09'01.363
5	23.587	28.211	18.564	27.489	1'37.851	258,4	16:10'39.214
6	23.710	28.153	18.723	27.525	1'38.111	255,9	16:12'17.325

21/02/2023

P = Pits In/Out - C = Lap Time Cancelled

These data/results cannot be reproduced, stored and/or transmitted in whole or in part by any manner of electronic, mechanical, photocopying, recording, broadcasting or otherwise now known or herein after developed without the previous express consent by the copyright owner, except for reproduction in daily press and regular printed publications on sale to the public within 60 days of the event related to those data/results and always provided that copyright symbol appears together as follows below.

© DORNA WSBK ORGANIZATION Srl 2023



Phillip Island 4.445 m

DWO Phillip Island Official Test, 20-21 February 2023
Chronological Analysis Tuesday Free Practice 2

7	23.631	37.526	18.987	27.493	1'47.637	255,9	16:14'04.962
8	23.709	31.955	18.856	28.154	1'42.674	257,1	16:15'47.636
9	27.462	33.246	19.077	9'33.419	10'53.204P	246,0	16:26'40.840
10	35.334	28.685	18.729	27.204	1'49.952P		16:28'30.792
11	23.382	28.102	18.494	27.221	1'37.199	259,0	16:30'07.991
12	23.501	28.255	18.461	27.140	1'37.357	258,4	16:31'45.348
13	24.723	31.634	20.265	10'00.274	11'16.896P	257,1	16:43'02.244
14	36.775	29.285	18.590	27.423	1'52.073P		16:44'54.317
15	23.456	28.195	18.428	27.189	1'37.268	258,4	16:46'31.585
16	23.454	28.633	18.455	27.151	1'37.693	258,4	16:48'09.278
17	23.625	28.083	18.554	27.323	1'37.585	259,0	16:49'46.863
18	23.589	28.331	18.856	27.359	1'38.135	257,8	16:51'24.998
19	23.570	27.940	18.560	27.476	1'37.546	258,4	16:53'02.544
20	23.599	28.137	18.607	17'04.105	18'14.448P	260,9	17:11'16.992
21	35.159	27.988	18.316	26.724	1'48.187P		17:13'05.179
22	23.095	27.827	18.290	26.976	1'36.188	262,1	17:14'41.367
23	23.283	27.771	18.406	26.960	1'36.420	260,2	17:16'17.787
24	23.286	27.808	18.490	27.207	1'36.791	259,0	17:17'54.578
25	25.120	37.275	19.340	11'21.286	12'43.021P	257,8	17:30'37.599
26	34.528	28.091	18.674	27.187	1'48.480P		17:32'26.079
27	23.343	28.004	18.709	27.446	1'37.502C	259,0	17:34'03.581

21°							
7 A. NORRODIN [1'37.639]							
Lap	Seg.1	Seg.2	Seg.3	Seg.4	Lap Time	km/h	Local Time
1							15:53'32.061
2	33.449	29.245	18.728	27.809	1'49.231P		15:55'21.292
3	23.798	30.595	18.524	27.885	1'40.802	251,2	15:57'02.094
4	23.838	28.279	18.446	27.775	1'38.338	250,0	15:58'40.432
5	23.789	28.391	18.555	27.950	1'38.685		16:00'19.117
6	23.896	28.388	18.513	27.826	1'38.623	246,6	16:01'57.740
7	23.808	36.584	19.150	10'41.703	12'01.245P	248,8	16:13'58.985
8	36.524	29.152	18.662	29.564	1'53.902P		16:15'52.887
9	23.696	28.331	18.602	27.710	1'38.339	249,4	16:17'31.226
10	23.737	28.290	18.572	27.708	1'38.307	249,4	16:19'09.533
11	23.708	29.604	18.660	27.649	1'39.621	248,3	16:20'49.154
12	23.659	29.671	18.841	15'23.779	16'35.950P	250,0	16:37'25.104
13	32.316	28.777	18.911	27.669	1'47.673P		16:39'12.777
14	23.510	28.249	18.521	27.452	1'37.732	250,0	16:40'50.509
15	23.510	28.304	18.589	27.511	1'37.914	250,6	16:42'28.423
16	23.543	28.194	18.468	27.518	1'37.723	250,6	16:44'06.146
17	23.581	28.246	18.506	27.500	1'37.833	250,6	16:45'43.979
18	23.783	35.161	18.617	27.483	1'45.044	251,7	16:47'29.023
19	23.560	28.608	18.376	27.236	1'37.780	251,7	16:49'06.803
20	23.302	28.183	18.518	27.636	1'37.639	254,7	16:50'44.442
21	23.578	28.623	18.753	19'00.966	20'11.920P		17:10'56.362
22	35.758	30.417	18.968	27.736	1'52.879P		17:12'49.241
23	23.720	28.441	18.645	27.439	1'38.245	252,3	17:14'27.486
24	23.602	28.234	18.560	27.446	1'37.842	253,5	17:16'05.328
25	23.636	28.280	18.605	27.434	1'37.955	251,2	17:17'43.283
26	23.668	28.197	18.601	27.424	1'37.890	248,8	17:19'21.173
27	23.753	42.666	18.966	9'02.365	10'27.750P	251,7	17:29'48.923
28	39.748	29.235	18.370	38.364	2'05.717P		17:31'54.640
29	23.929	28.284	18.471	27.362	1'38.046	248,8	17:33'32.686

21/02/2023 P = Pits In/Dut - C = Lap Time Cancelled

These data/results cannot be reproduced, stored and/or transmitted in whole or in part by any manner of electronic, mechanical, photocopying, recording, broadcasting or otherwise now known or herein after developed without the previous express consent by the copyright owner, except for reproduction in daily press and regular printed publications on sale to the public within 60 days of the event related to those data/results and always provided that copyright symbol appears together as follows below.

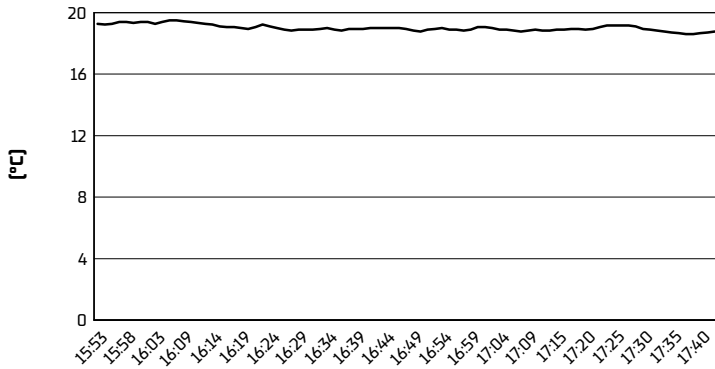
© DORNA WSBK ORGANIZATION Srl 2023

DWO Phillip Island Official Test, 20-21 February 2023

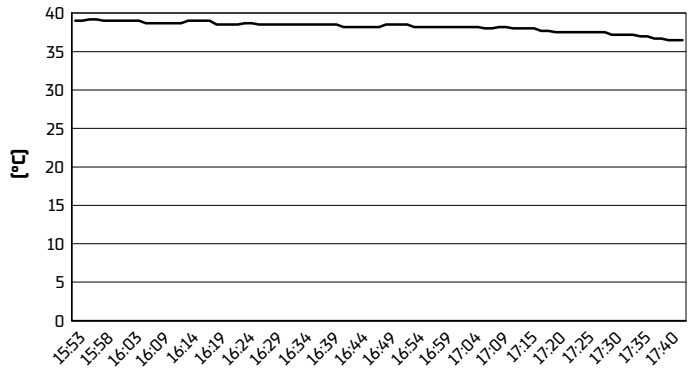
Weather Report Tuesday Free Practice 2

Session started 15:53 - Session ended 17:42

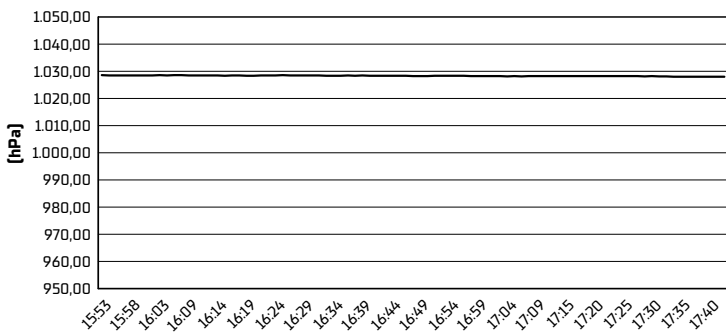
Air Temperature



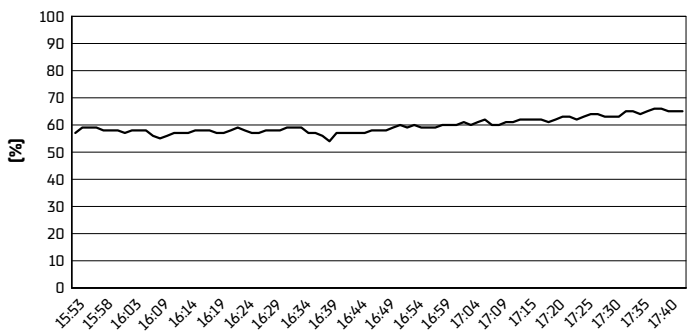
Track Temperature



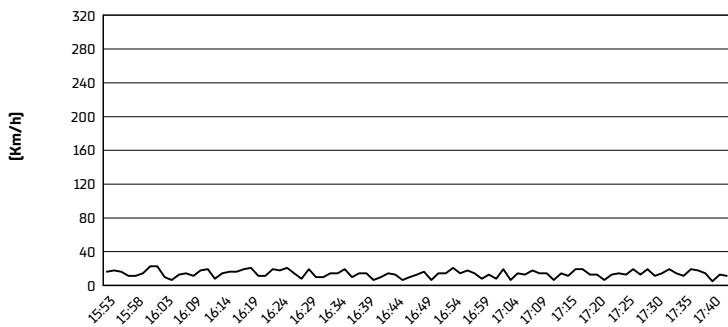
Air Pressure



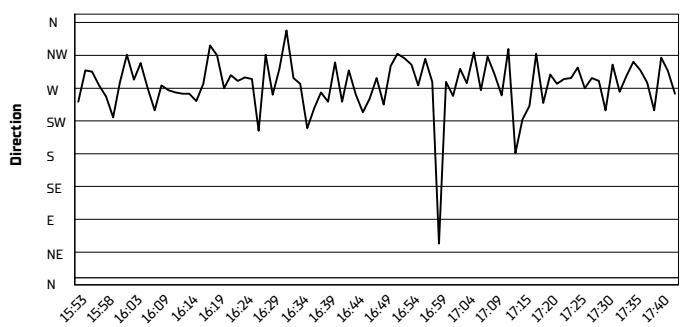
Humidity



Wind Speed



Wind Direction



21/02/2023

These data/results cannot be reproduced, stored and/or transmitted in whole or in part by any manner of electronic, mechanical, photocopying, recording, broadcasting or otherwise now known or herein after developed without the previous express consent by the copyright owner, except for reproduction in daily press and regular printed publications on sale to the public within 60 days of the event related to those data/results and always provided that copyright symbol appears together as follows below.

© DORNA WSBK ORGANIZATION Srl 2023

DWO Phillip Island Official Test, 20-21 February 2023

Free Practices Combined Results

No.	Rider	Nat	Team	Bike	Time			Gap	Rel.	Laps
1	11 BULEGA Nicolò	ITA	Aruba Racing WorldSSP Team	Ducati Panigale V2	1'33.564	1'33.527	1'33.111	1'32.781	1'32.781	130
2	62 MANZI Stefano	ITA	Ten Kate Racing Yamaha	Yamaha YZF R6	1'33.907	1'33.743	1'33.277	1'33.227	1'33.227	0.446 0.446 115
3	61 ONCU Can	TUR	Kawasaki Puccetti Racing	Kawasaki ZX-6R	1'35.536	1'34.285	1'33.406	1'33.562	1'33.406	0.625 0.179 100
4	64 CARICASULO Federico	ITA	Althea Racing Team	Ducati Panigale V2	1'34.802	1'34.242	1'34.073	1'33.505	1'33.505	0.724 0.099 96
5	55 MONTELLA Yari	ITA	Barni Spark Racing Team	Ducati Panigale V2	1'34.345	1'34.920	1'33.802	1'33.932	1'33.802	1.021 0.297 123
6	3 DE ROSA Raffaele	ITA	Orelac Racing Verdnatura	Ducati Panigale V2	1'34.473	1'34.790	1'34.211	1'33.936	1'33.936	1.155 0.134 99
7	32 BAYLISS Oliver	AUS	D34G Racing	Ducati Panigale V2	1'34.989	1'34.103	1'34.005	1'34.054	1'34.005	1.224 0.069 117
8	66 TUULI Niki	FIN	Dynavolt Triumph	Triumph Street Triple RS 765	1'34.792	1'34.878	1'34.755	1'34.133	1'34.133	1.352 0.128 102
9	29 SPINELLI Nicholas	ITA	VFT Racing Yamaha	Yamaha YZF R6	1'36.084	1'34.850	1'35.146	1'34.149	1'34.149	1.368 0.016 91
10	99 HUERTAS Adrian	ESP	MTM Kawasaki	Kawasaki ZX-6R	1'35.420	1'34.445	1'34.229	1'34.179	1'34.179	1.398 0.030 82
11	28 VAN STRAALLEN Glenn	NED	EAB Racing Team	Yamaha YZF R6	1'36.223	1'35.282	1'35.051	1'34.248	1'34.248	1.467 0.069 142
12	94 DEBISE Valentin	FRA	GMT94 Yamaha	Yamaha YZF R6	1'35.745	1'35.198	1'34.488	1'34.279	1'34.279	1.498 0.031 130
13	19 MANTOVANI Andrea	ITA	Evan Bros. WorldSSP Yamaha Team	Yamaha YZF R6	1'35.096	1'35.546	1'35.415	1'34.514	1'34.514	1.733 0.235 106
14	23 SCHROETTER Marcel	GER	MV Agusta Reparto Corse	MV Agusta F3 800 RR	1'36.253	1'35.891	1'34.980	1'34.576	1'34.576	1.795 0.062 113
15	9 NAVARRO Jorge	ESP	Ten Kate Racing Yamaha	Yamaha YZF R6	1'36.070	1'35.921	1'34.984	1'34.797	1'34.797	2.016 0.221 115
16	24 WONGTHANANON Apiwa	THA	Yamaha Thailand Racing Team	Yamaha YZF R6	1'36.614	1'36.310	1'36.100	1'35.001	1'35.001	2.220 0.204 126
17	54 SOFUOGLU Bahattin	TUR	MV Agusta Reparto Corse	MV Agusta F3 800 RR	1'36.370	1'36.571	1'36.004	1'35.276	1'35.276	2.495 0.275 94
18	17 MCPHEE John	GBR	Vince64 by Puccetti Racing	Kawasaki ZX-6R		1'43.047	1'36.738	1'35.827	1'35.827	3.046 0.551 70
19	51 SARMOON Anupab	THA	Yamaha Thailand Racing Team	Yamaha YZF R6	1'36.705	1'36.905	1'35.928	1'35.895	1'35.895	3.114 0.068 124
20	4 TRUELOVE Harry	GBR	Dynavolt Triumph	Triumph Street Triple RS 765	1'42.029	1'38.864	1'36.652	1'36.188	1'36.188	3.407 0.293 99
21	7 NORRODIN Adam	MAS	MIE-MS Racing Honda Team	Honda CBR600RR	1'38.868	1'37.098	1'36.725	1'37.639	1'36.725	3.944 0.537 99
22	95 MACKENZIE Tarran	GBR	MIE-MS Racing Honda Team	Honda CBR600RR	1'38.939				1'38.939	6.158 2.214 13

21/02/2023

These data/results cannot be reproduced, stored and/or transmitted in whole or in part by any manner of electronic, mechanical, photocopying, recording, broadcasting or otherwise now known or herein after developed without the previous express consent by the copyright owner, except for reproduction in daily press and regular printed publications on sale to the public within 60 days of the event related to those data/results and always provided that copyright symbol appears together as follows below.

© DORNA WSBK ORGANIZATION Srl 2023

FICR PERUGIA TIMING

