

**JuniorGP**  
Finetwork FIM JuniorGP Ricardo Tormo  
Race 1 (18 Laps, 72,1 km.)

**Classification**

No	Rider	Nat	Team	Bike	Tires	Cl.	Laps	Total Time	Gap	Kph	Best Lap		
											Lap	Time	Kph
1	38 David SALVADOR	ESP	LAGLISSE ACADEMY	HUSQVARNA			18	<b>30:15.807</b>	-	142.9	8	<b>1:40.259</b>	143.8
2	95 Collin VEIJER	NLD	AGR TEAM	KTM			18	<b>30:15.809</b>	+0.002	142.9	7	<b>1:40.249</b>	143.8
3	7 Filippo FARIOLI	ITA	ASPAR JUNIOR TEAM	GAS GAS			18	<b>30:15.853</b>	+0.046	142.9	12	<b>1:40.026</b>	144.1
4	99 José Antonio RUEDA	ESP	TEAM ESTRELLA GALICIA 0,0	HONDA			18	<b>30:17.629</b>	+1.822	142.8	8	<b>1:40.201</b>	143.9
5	58 Luca LUNETTA	ITA	AC RACING TEAM	HUSQVARNA			18	<b>30:21.205</b>	+5.398	142.5	6	<b>1:40.317</b>	143.7
6	29 Harrison VOIGHT	AUS	SIC 58.	HONDA			18	<b>30:24.486</b>	+8.679	142.2	10	<b>1:40.316</b>	143.7
7	54 Alberto FERRÁNDEZ	ESP	FINETWORK MIR RACING TEAM	KTM			18	<b>30:24.869</b>	+9.062	142.2	5	<b>1:40.319</b>	143.7
8	32 Daniel SHAHRIL	MYS	ASIA TALENT TEAM	HONDA			18	<b>30:25.045</b>	+9.238	142.2	6	<b>1:40.378</b>	143.6
9	55 Noah DETTWILER	CHE	CUNA DE CAMPEONES	KTM			18	<b>30:25.282</b>	+9.475	142.2	10	<b>1:40.626</b>	143.3
10	69 Marcos RUDA	ESP	FINETWORK MIR RACING TEAM	KTM			18	<b>30:33.436</b>	+17.629	141.6	12	<b>1:40.467</b>	143.5
11	14 Cormac BUCHANAN	NZL	AGR TEAM	KTM			18	<b>30:33.718</b>	+17.911	141.5	3	<b>1:40.875</b>	142.9
12	33 Tatchakorn BUASRI	THA	HONDA RACING THAILAND	HONDA			18	<b>30:33.919</b>	+18.112	141.5	4	<b>1:40.783</b>	143.1
13	12 Jacob ROULSTONE	AUS	ASPAR JUNIOR TEAM	GAS GAS			18	<b>30:34.188</b>	+18.381	141.5	15	<b>1:40.879</b>	142.9
14	34 Arbi ADITAMA	IDN	ASTRA HONDA RACING TEAM	HONDA			18	<b>30:43.950</b>	+28.143	140.7	6	<b>1:40.760</b>	143.1
15	66 Phillip TONN	GER	LIQUI MOLY INTACT GP JUNIOR TEAM	KTM			18	<b>30:43.954</b>	+28.147	140.7	6	<b>1:41.069</b>	142.7
16	83 Álvaro CARPE RUIZ	ESP	STV - MT HEMLETS - MSI	KTM			18	<b>30:44.056</b>	+28.249	140.7	6	<b>1:40.827</b>	143.0
17	71 Torin COLLINS	CAN	AGR TEAM	KTM			18	<b>30:52.496</b>	+36.689	140.1	3	<b>1:41.506</b>	142.0
18	72 Kanta HAMADA	JPN	FAU55 TEY RACING	KTM			18	<b>30:54.486</b>	+38.679	139.9	2	<b>1:41.819</b>	141.6
19	94 Facundo LLAMBIAS	URY	TEAM ESTRELLA GALICIA 0,0	HONDA			18	<b>30:55.386</b>	+39.579	139.9	5	<b>1:40.072</b>	144.1
20	85 Xabi ZURUTUZA	ESP	ANGELUSS MTA TEAM	KTM			18	<b>31:04.658</b>	+48.851	139.2	6	<b>1:41.151</b>	142.5
21	74 Alex GOURDON	FRA	LEOPARD IMPALA JUNIOR	HONDA			18	<b>31:21.395</b>	+1:05.588	137.9	2	<b>1:43.104</b>	139.8
<b>Not classified</b>													
80	David ALONSO	COL	ASPAR JUNIOR TEAM	GAS GAS			17	<b>28:35.328</b>			8	<b>1:40.175</b>	143.9
22	David ALMANSA	ESP	FINETWORK MIR RACING TEAM	KTM			16	<b>26:54.648</b>			9	<b>1:40.091</b>	144.0
73	Alessio MATTEI	ITA	ANGELUSS MTA TEAM	KTM			16	<b>28:09.890</b>			4	<b>1:43.716</b>	139.0
42	Soma GÖRBE	HUN	ARTBOX	HONDA			12	<b>20:29.161</b>			7	<b>1:41.172</b>	142.5
18	Ángel PIQUERAS	ESP	TEAM ESTRELLA GALICIA 0,0	HONDA			10	<b>16:58.042</b>			10	<b>1:40.507</b>	143.5
78	Jakob ROSENTHALER	AUT	LIQUI MOLY INTACT GP JUNIOR TEAM	KTM			2	<b>3:32.172</b>			2	<b>1:41.364</b>	142.2
19	Alessandro MOROSI	ITA	AC RACING TEAM	HUSQVARNA									
63	Syarifuddin AZMAN	MYS	SIC RACING	HONDA									


<b>Pole Position:</b>	Collin VEIJER	<b>1:39.342</b>	145.1 Kph
<b>Fastest Lap:</b>	Lap12 Filippo FARIOLI	<b>1:40.026</b>	144.1 Kph

RIDER #85 - 30 SECONDS TIME PENALTY - NOT RESPECTING RIDE THROUGH

Published at: .....

Track Status: **DRY**


<b>Clerk of the Course:</b>	<b>Timekeeper:</b> José Antonio Ortega	
-----------------------------	---	--



**JuniorGP**  
 Finetwork FIM JuniorGP Ricardo Tormo  
 Race 1

Lap Chart

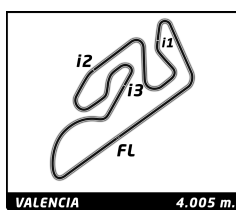
No	Pos	Grid	Lap																	
			1	2	3	4	5	6	7	8	9	10	11	12	13	14	15	16	17	18
95	<b>1</b>	95	95	95	99	95	95	95	95	95	95	95	95	95	95	95	95	95	99	38
99	<b>2</b>	99	99	99	95	99	99	99	99	99	99	99	99	99	99	99	99	38	95	95
58	<b>3</b>	58	80	80	29	80	80	94	94	80	80	80	80	80	80	80	38	99	38	7
80	<b>4</b>	80	29	29	80	38	38	80	80	38	22	22	38	38	22	38	80	7	80	99
38	<b>5</b>	38	94	94	38	29	94	38	38	22	38	38	22	22	38	22	22	80	7	58
54	<b>6</b>	54	58	38	94	94	29	22	22	58	7	7	7	7	7	7	22	58	29	
29	<b>7</b>	29	38	58	54	22	22	58	58	29	58	58	58	58	58	58	58	29	54	
32	<b>8</b>	32	54	54	58	58	58	29	54	54	29	29	29	29	29	29	29	54	32	
55	<b>9</b>	55	7	7	22	54	54	29	7	54	32	32	32	32	32	32	54	32	55	
94	<b>10</b>	94	32	22	32	32	7	7	7	32	32	54	54	54	54	54	32	55	69	
14	<b>11</b>	14	85	32	7	7	32	32	32	55	55	55	55	55	55	55	55	69	14	
19	<b>12</b>	19	22	33	18	33	33	33	18	18	18	14	14	14	33	33	14	14	33	
33	<b>13</b>	33	33	85	33	85	18	18	33	33	33	33	33	33	14	14	33	33	12	
85	<b>14</b>	85	55	18	85	55	85	55	55	14	14	14	85	85	85	85	69	69	12	85
42	<b>15</b>	42	18	55	55	18	55	85	85	85	85	85	12	12	12	69	85	85	85	34
71	<b>16</b>	71	14	14	14	14	14	14	14	12	12	12	66	66	69	12	12	12	34	66
72	<b>17</b>	72	42	42	42	42	12	12	12	66	66	66	42	69	66	66	66	66	83	83
74	<b>18</b>	74	72	72	66	72	42	66	66	42	42	42	69	42	34	34	83	34	66	71
73	<b>19</b>	73	78	78	72	66	66	42	42	69	69	69	34	34	83	83	34	83	71	72
22	<b>20</b>	22	74	71	71	12	72	72	72	72	34	34	83	83	71	72	71	71	72	94
7	<b>21</b>	7	71	66	12	71	71	71	71	34	83	83	72	72	71	72	72	94	74	
69	<b>22</b>	69	34	34	74	34	69	69	69	71	72	72	71	71	94	94	94	94	74	
12	<b>23</b>	12	66	12	83	83	34	34	34	83	71	71	94	94	74	74	74	74		
63	<b>24</b>	63	12	74	34	74	83	83	83	94	94	94	74	74	73	73	73			
34	<b>25</b>	34	83	83	69	69	74	74	74	74	74	74	73	73						
83	<b>26</b>	83	69	69	73	73	73	73	73	73										
78	<b>27</b>	78	73	73																
18	<b>28</b>	18																		
66	<b>29</b>	66																		



**JuniorGP**  
Finetwork FIM JuniorGP Ricardo Tormo  
Race 1

Best Sector Times

Sector 1			Sector 2			Sector 3			Sector 4			Ideal Lap		Best Lap		
Pos	No	Rider	Time	No	Rider	Time	No	Rider	Time	No	Rider	Time	Pos	No	Lap	
1	18	Á.PIQUERAS	23.204	7	F.FARIOLI	26.277	95	C.VEIJER	22.940	7	F.FARIOLI	27.176	1	7	1:39.662	1:40.026 (1)
2	7	F.FARIOLI	23.213	22	D.ALMANSA	26.286	58	L.LUNETTA	22.945	22	D.ALMANSA	27.224	2	22	1:39.800	1:40.091 (3)
3	69	M.RUDA	23.264	94	F.LLAMBIAS	26.307	54	A.FERRÁNDEZ	22.963	94	F.LLAMBIAS	27.237	3	94	1:39.978	1:40.072 (2)
4	22	D.ALMANSA	23.278	38	D.SALVADOR	26.326	7	F.FARIOLI	22.996	54	A.FERRÁNDEZ	27.274	4	80	1:40.003	1:40.175 (4)
5	95	C.VEIJER	23.293	80	D.ALONSO	26.329	29	H.VOIGHT	23.007	80	D.ALONSO	27.300	5	99	1:40.029	1:40.201 (5)
6	55	N.DETTWILER	23.325	99	J.RUEDA	26.332	99	J.RUEDA	23.011	38	D.SALVADOR	27.321	6	38	1:40.046	1:40.259 (7)
7	32	D.SHAHRIL	23.326	14	C.BUCHANAN	26.384	22	D.ALMANSA	23.012	18	Á.PIQUERAS	27.334	7	95	1:40.049	1:40.249 (6)
8	80	D.ALONSO	23.327	54	A.FERRÁNDEZ	26.387	38	D.SALVADOR	23.042	29	H.VOIGHT	27.336	8	54	1:40.049	1:40.319 (10)
9	29	H.VOIGHT	23.328	29	H.VOIGHT	26.408	80	D.ALONSO	23.047	99	J.RUEDA	27.346	9	29	1:40.079	1:40.316 (8)
10	99	J.RUEDA	23.340	95	C.VEIJER	26.424	55	N.DETTWILER	23.059	58	L.LUNETTA	27.365	10	18	1:40.128	1:40.507 (13)
11	58	L.LUNETTA	23.342	18	Á.PIQUERAS	26.464	94	F.LLAMBIAS	23.066	69	M.RUDA	27.371	11	58	1:40.141	1:40.317 (9)
12	33	T.BUASRI	23.355	55	N.DETTWILER	26.474	69	M.RUDA	23.102	95	C.VEIJER	27.392	12	69	1:40.279	1:40.467 (12)
13	38	D.SALVADOR	23.357	32	D.SHAHRIL	26.477	18	Á.PIQUERAS	23.126	32	D.SHAHRIL	27.407	13	55	1:40.311	1:40.626 (14)
14	94	F.LLAMBIAS	23.368	58	L.LUNETTA	26.489	32	D.SHAHRIL	23.140	55	N.DETTWILER	27.453	14	32	1:40.350	1:40.378 (11)
15	12	J.ROULSTONE	23.398	12	J.ROULSTONE	26.524	66	P.TONN	23.205	83	Á.CARPE RUIZ	27.467	15	33	1:40.626	1:40.783 (16)
16	34	A.ADITAMA	23.400	33	T.BUASRI	26.535	12	J.ROULSTONE	23.210	33	T.BUASRI	27.473	16	12	1:40.640	1:40.879 (19)
17	54	A.FERRÁNDEZ	23.425	69	M.RUDA	26.542	14	C.BUCHANAN	23.216	12	J.ROULSTONE	27.508	17	14	1:40.674	1:40.875 (18)
18	83	Á.CARPE RUIZ	23.441	42	S.GÖRBE	26.543	34	A.ADITAMA	23.242	34	A.ADITAMA	27.516	18	34	1:40.749	1:40.760 (15)
19	85	X.ZURUTUZA	23.492	66	P.TONN	26.545	33	T.BUASRI	23.263	85	X.ZURUTUZA	27.519	19	66	1:40.812	1:41.069 (20)
20	66	P.TONN	23.507	85	X.ZURUTUZA	26.571	42	S.GÖRBE	23.269	66	P.TONN	27.555	20	83	1:40.817	1:40.827 (17)
21	14	C.BUCHANAN	23.507	34	A.ADITAMA	26.591	85	X.ZURUTUZA	23.272	14	C.BUCHANAN	27.567	21	85	1:40.854	1:41.151 (21)
22	78	J.ROSENTHALER	23.524	83	Á.CARPE RUIZ	26.631	83	Á.CARPE RUIZ	23.278	71	T.COLLINS	27.587	22	42	1:41.108	1:41.172 (22)
23	71	T.COLLINS	23.568	71	T.COLLINS	26.777	71	T.COLLINS	23.283	42	S.GÖRBE	27.722	23	71	1:41.215	1:41.506 (24)
24	42	S.GÖRBE	23.574	78	J.ROSENTHALER	26.786	78	J.ROSENTHALER	23.320	78	J.ROSENTHALER	27.734	24	78	1:41.364	1:41.364 (23)
25	72	K.HAMADA	23.629	72	K.HAMADA	26.831	72	K.HAMADA	23.380	72	K.HAMADA	27.861	25	72	1:41.701	1:41.819 (25)
26	74	A.GOURDON	23.807	74	A.GOURDON	27.200	74	A.GOURDON	23.767	74	A.GOURDON	28.005	26	74	1:42.779	1:43.104 (26)
27	73	A.MATTEI	23.986	73	A.MATTEI	27.296	73	A.MATTEI	23.807	73	A.MATTEI	28.294	27	73	1:43.383	1:43.716 (27)




## JuniorGP

### Finetwork FIM JuniorGP Ricardo Tormo

#### Race 1

#### Best Top Speed

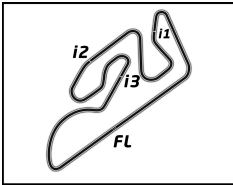
No Rider	Team	Class	Top 1		Top 2		Top 3		Top 4		Top 5		Avg
			Kph	Lap	Kph	Lap	Kph	Lap	Kph	Lap	Kph	Lap	
80	David ALONSO	ASPAR JUNIOR TEAM	<b>235.1</b>	17	231.9	11	231.2	14	231.2	10	231.2	8	232,1
22	David ALMANSA	FINETWORK MIR RACING TEAM	<b>234.3</b>	7	233.5	11	232.7	3	231.9	14	231.9	10	232,9
32	Daniel SHAHRIL	ASIA TALENT TEAM	<b>234.3</b>	3	226.6	17	226.6	2	225.9	7	224.4	6	227,6
55	Noah DETTWILER	CUNA DE CAMPEONES	<b>234.3</b>	8	233.5	3	230.4	4	229.6	18	228.9	17	231,3
7	Filippo FARIOLI	ASPAR JUNIOR TEAM	<b>233.5</b>	16	232.7	17	231.9	18	231.9	3	231.9	2	232,4
12	Jacob ROULSTONE	ASPAR JUNIOR TEAM	<b>233.5</b>	2	230.4	17	229.6	18	228.1	15	228.1	5	229,9
72	Kanta HAMADA	FAU55 TEY RACING	<b>233.5</b>	10	232.7	16	230.4	2	229.6	14	229.6	11	231,2
71	Torin COLLINS	AGR TEAM	<b>232.7</b>	2	231.9	10	231.9	4	229.6	5	228.9	13	231,0
38	David SALVADOR	LAGLISSE ACADEMY	<b>231.9</b>	14	231.9	2	230.4	15	230.4	13	230.4	11	231,0
83	Álvaro CARPE RUIZ	STV - MT HEMLETS - MSI	<b>231.9</b>	6	229.6	7	228.1	8	227.4	5	225.9	18	228,6
94	Facundo LLAMBIAS	TEAM ESTRELLA GALICIA 0,0	<b>231.9</b>	4	231.2	2	230.4	6	229.6	3	228.1	8	230,2
18	Ángel PIQUERAS	TEAM ESTRELLA GALICIA 0,0	<b>231.2</b>	5	231.2	3	230.4	7	230.4	2	228.9	4	230,4
58	Luca LUNETTA	AC RACING TEAM	<b>231.2</b>	5	230.4	2	229.6	7	227.4	6	226.6	4	229,0
66	Phillip TONN	LIQUI MOLY INTACT GP JUNIOR TEAM	<b>231.2</b>	2	225.9	3	223.0	18	222.3	9	222.3	6	224,9
29	Harrison VOIGHT	SIC 58.	<b>230.4</b>	3	229.6	7	229.6	2	228.1	11	228.1	8	229,2
34	Arbi ADITAMA	ASTRA HONDA RACING TEAM	<b>229.6</b>	6	228.9	7	228.1	4	225.9	10	225.1	16	227,5
33	Tatchakorn BUASRI	HONDA RACING THAILAND	<b>228.9</b>	4	227.4	10	227.4	2	226.6	17	226.6	13	227,4
85	Xabi ZURUTUZA	ANGELUSS MTA TEAM	<b>228.9</b>	18	225.1	6	225.1	4	224.4	9	224.4	3	225,6
95	Collin VEIJER	AGR TEAM	<b>228.9</b>	18	228.1	4	224.4	16	223.7	17	223.7	10	225,8
99	José Antonio RUEDA	TEAM ESTRELLA GALICIA 0,0	<b>228.9</b>	12	228.9	11	228.1	14	228.1	10	227.4	13	228,3
54	Alberto FERRÁNDEZ	FINETWORK MIR RACING TEAM	<b>228.1</b>	7	228.1	5	227.4	6	227.4	3	226.6	2	227,5
69	Marcos RUDA	FINETWORK MIR RACING TEAM	<b>228.1</b>	14	227.4	17	227.4	12	226.6	13	225.1	18	226,9
14	Cormac BUCHANAN	AGR TEAM	<b>227.4</b>	11	227.4	8	226.6	6	225.1	18	224.4	7	226,2
74	Alex GOURDON	LEOPARD IMPALA JUNIOR	<b>225.9</b>	2	223.7	5	223.0	3	219.4	9	218.0	18	222,0
78	Jakob ROSENTHALER	LIQUI MOLY INTACT GP JUNIOR TEAM	<b>225.1</b>	2									225,1
42	Soma GÖRBE	ARTBOX	<b>223.0</b>	2	222.3	9	221.5	8	220.8	10	220.8	7	221,7
73	Alessio MATTEI	ANGELUSS MTA TEAM	<b>212.7</b>	13	212.7	8	212.0	11	212.0	10	211.4	15	212,2
19	Alessandro MOROSI	AC RACING TEAM											
63	Syarifuddin AZMAN	SIC RACING											



**JuniorGP**  
Finetwork FIM JuniorGP Ricardo Tormo  
After Race 1

Event maximum speed

No Rider	Team	Bike	Class	Top Speed	Lap	Session
72 Kanta HAMADA	FAU55 TEY RACING	KTM		<b>237.5</b>	3	Warm Up
33 Tatchakorn BUASRI	HONDA RACING THAILAND	HONDA		<b>236.7</b>	2	Warm Up
55 Noah DETTWILER	CUNA DE CAMPEONES	KTM		<b>236.7</b>	3	Qualifying Practice 1
22 David ALMANSA	FINETWORK MIR RACING TEAM	KTM		<b>235.9</b>	17	Race 1
38 David SALVADOR	LAGLISSE ACADEMY	HUSQVARNA		<b>235.1</b>	10	Qualifying Practice 2
80 David ALONSO	ASPAR JUNIOR TEAM	GAS GAS		<b>235.1</b>	13	Qualifying Practice 2
32 Danial SHAHRIL	ASIA TALENT TEAM	HONDA		<b>234.3</b>	3	Race 1
69 Marcos RUDA	FINETWORK MIR RACING TEAM	KTM		<b>234.3</b>	18	Qualifying Practice 2
12 Jacob ROULSTONE	ASPAR JUNIOR TEAM	GAS GAS		<b>233.5</b>	2	Race 1
7 Filippo FARIOLI	ASPAR JUNIOR TEAM	GAS GAS		<b>233.5</b>	16	Race 1
58 Luca LUNETTA	AC RACING TEAM	HUSQVARNA		<b>232.7</b>	5	Qualifying Practice 1
71 Torin COLLINS	AGR TEAM	KTM		<b>232.7</b>	2	Warm Up
99 José Antonio RUEDA	TEAM ESTRELLA GALICIA 0,0	HONDA		<b>232.7</b>	5	Warm Up
14 Cormac BUCHANAN	AGR TEAM	KTM		<b>231.9</b>	4	Qualifying Practice 1
18 Ángel PIQUERAS	TEAM ESTRELLA GALICIA 0,0	HONDA		<b>231.9</b>	13	Qualifying Practice 2
42 Soma GÖRBE	ARTBOX	HONDA		<b>231.9</b>	4	Free Practice 1
63 Syarifuddin AZMAN	SIC RACING	HONDA		<b>231.9</b>	6	Free Practice 2
83 Álvaro CARPE RUIZ	STV - MT HEMLETS - MSI	KTM		<b>231.9</b>	7	Qualifying Practice 1
94 Facundo LLAMBIAS	TEAM ESTRELLA GALICIA 0,0	HONDA		<b>231.9</b>	4	Race 1
34 Arbi ADITAMA	ASTRA HONDA RACING TEAM	HONDA		<b>231.2</b>	15	Qualifying Practice 2
66 Phillip TONN	LIQUI MOLY INTACT GP JUNIOR TEAM	KTM		<b>231.2</b>	2	Race 1
78 Jakob ROSENTHALER	LIQUI MOLY INTACT GP JUNIOR TEAM	KTM		<b>231.2</b>	4	Warm Up
29 Harrison VOIGHT	SIC 58.	HONDA		<b>230.4</b>	3	Race 1
85 Xabi ZURUTUZA	ANGELUSS MTA TEAM	KTM		<b>229.6</b>	2	Free Practice 1
11 Adrián CRUCES	CUNA DE CAMPEONES	KTM		<b>228.9</b>	4	Free Practice 1
19 Alessandro MOROSI	AC RACING TEAM	HUSQVARNA		<b>228.9</b>	4	Qualifying Practice 2
95 Collin VEIJER	AGR TEAM	KTM		<b>228.9</b>	18	Race 1
54 Alberto FERRÁNDEZ	FINETWORK MIR RACING TEAM	KTM		<b>228.1</b>	5	Race 1
91 Kotaro UCHIUMI	ANGELUSS MTA TEAM	KTM		<b>228.1</b>	16	Qualifying Practice 2
74 Alex GOURDON	LEOPARD IMPALA JUNIOR	HONDA		<b>227.4</b>	4	Free Practice 1
73 Alessio MATTEI	ANGELUSS MTA TEAM	KTM		<b>223.0</b>	3	Qualifying Practice 2




**JuniorGP**  
 Finetwork FIM JuniorGP Ricardo Tormo  
 Race 1

VALENCIA 4.005 m.

Fastest Lap Sequence

Elapsed	No Rider	Team	Bike	Class	Time	Kph	Lap
3:26.867	95 Collin VEIJER	AGR TEAM	KTM		<b>1:40.754</b>	143.1	2
3:27.372	94 Facundo LLAMBIAS	TEAM ESTRELLA GALICIA 0,0	HONDA		<b>1:40.718</b>	143.2	2
3:27.522	38 David SALVADOR	LAGLISSE ACADEMY	HUSQVARNA		<b>1:40.646</b>	143.3	2
3:28.326	22 David ALMANSA	FINETWORK MIR RACING TEAM	KTM		<b>1:40.204</b>	143.9	2
8:28.668	94 Facundo LLAMBIAS	TEAM ESTRELLA GALICIA 0,0	HONDA		<b>1:40.072</b>	144.1	5
20:12.146	7 Filippo FARIOLI	ASPAR JUNIOR TEAM	GAS GAS		<b>1:40.026</b>	144.1	12



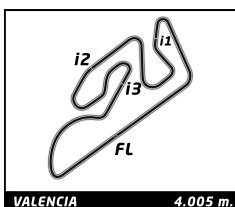


**JuniorGP**  
Finetwork FIM JuniorGP Ricardo Tormo  
Race 1

Analysis by lap

Lapped ■

No	Lap Time	Gap	No	Lap Time	Gap	No	Lap Time	Gap	No	Lap Time	Gap	No	Lap Time	Gap
<b>Lap 1</b>			73	1:44.055	26.566	73	1:43.716	33.947	73	1:44.363	41.169	73	1:44.094	48.676
95	1:46.113	0.000	<b>Lap 3</b>			<b>Lap 5</b>			<b>Lap 7</b>			<b>Lap 9</b>		
99	1:46.141	0.028	99	1:40.476		95	1:40.330		95	1:40.249		95	1:40.419	
80	1:46.299	0.186	95	1:40.693	0.110	99	1:40.424	0.158	99	1:40.512	0.328	99	1:40.379	0.097
29	1:46.409	0.296	29	1:40.415	0.304	80	1:40.378	0.261	94	1:40.505	0.483	80	1:40.273	0.180
94	1:46.654	0.541	80	1:40.566	0.369	38	1:40.262	0.371	80	1:40.379	0.543	22	1:40.091	0.273
58	1:46.772	0.659	38	1:40.457	0.529	94	1:40.072	0.486	38	1:40.372	0.638	38	1:40.419	0.505
38	1:46.876	0.763	94	1:40.684	0.606	29	1:40.556	0.794	22	1:40.362	0.698	7	1:40.429	1.890
54	1:47.083	0.970	54	1:40.488	0.949	22	1:40.202	0.870	58	1:40.458	0.961	58	1:41.192	1.968
7	1:47.236	1.123	58	1:40.623	1.003	58	1:40.324	1.084	54	1:40.695	1.459	29	1:41.016	2.134
32	1:47.633	1.520	22	1:40.272	1.148	54	1:40.319	1.170	29	1:40.951	1.570	54	1:40.725	2.149
85	1:48.120	2.007	32	1:40.822	1.780	7	1:40.132	2.432	7	1:40.323	2.151	32	1:40.701	3.444
22	1:48.122	2.009	7	1:42.189	2.705	32	1:41.009	2.591	32	1:40.616	2.687	55	1:40.708	7.288
33	1:48.318	2.205	18	1:40.642	3.059	33	1:41.107	4.497	18	1:40.892	6.231	18	1:40.840	7.644
55	1:48.942	2.829	33	1:41.293	3.339	18	1:41.072	5.450	33	1:41.232	6.454	33	1:41.163	8.119
18	1:49.126	3.013	85	1:41.292	3.578	85	1:41.517	5.654	55	1:40.675	6.521	14	1:40.954	8.384
14	1:49.587	3.474	55	1:41.210	3.731	55	1:41.584	5.765	85	1:41.291	7.198	85	1:41.679	9.621
42	1:49.597	3.484	14	1:40.875	4.475	14	1:41.249	5.904	14	1:41.236	7.300	12	1:41.484	13.028
72	1:50.175	4.062	42	1:41.688	5.559	12	1:41.293	9.349	12	1:41.153	10.831	66	1:41.529	13.267
78	1:50.808	4.695	66	1:41.254	6.513	42	1:42.535	9.378	66	1:41.192	11.138	42	1:41.528	13.499
74	1:50.847	4.734	72	1:42.031	6.575	66	1:41.881	9.775	42	1:41.172	11.334	69	1:40.864	16.266
71	1:50.982	4.869	71	1:41.506	6.703	72	1:42.509	10.393	72	1:42.470	14.051	34	1:40.962	17.075
34	1:51.097	4.984	12	1:41.057	7.316	71	1:42.351	10.674	71	1:42.462	14.233	83	1:41.768	17.940
66	1:51.116	5.003	74	1:43.904	10.405	69	1:40.745	14.573	69	1:40.865	15.328	72	1:42.276	18.129
12	1:51.212	5.099	83	1:44.930	11.942	34	1:41.859	14.715	34	1:41.129	15.706	71	1:42.251	18.381
83	1:52.646	6.533	34	1:46.090	12.095	83	1:41.816	14.775	83	1:41.140	15.844	94	1:41.153	27.730
69	1:57.592	11.479	69	1:41.241	14.022	74	1:43.369	16.554	74	1:44.447	24.298	74	1:44.293	32.204
73	2:09.378	23.265	73	1:44.650	30.633	73	1:43.838	37.455	73	1:44.054	44.974	73	1:44.064	52.321
<b>Lap 2</b>			<b>Lap 4</b>			<b>Lap 6</b>			<b>Lap 8</b>			<b>Lap 10</b>		
95	1:40.754		95	1:40.292		95	1:40.649		95	1:40.392		95	1:40.394	
99	1:40.833	0.107	99	1:40.466	0.064	99	1:40.556	0.065	99	1:40.201	0.137	99	1:40.428	0.131
80	1:40.954	0.386	80	1:40.246	0.213	94	1:40.390	0.227	80	1:40.175	0.326	80	1:40.437	0.223
29	1:40.930	0.472	38	1:40.312	0.439	80	1:40.801	0.413	38	1:40.259	0.505	22	1:40.410	0.289
94	1:40.718	0.505	29	1:40.666	0.568	38	1:40.793	0.515	22	1:40.295	0.601	38	1:40.324	0.435
38	1:40.646	0.655	94	1:40.540	0.744	22	1:40.364	0.585	58	1:40.626	1.195	7	1:40.073	1.569
58	1:41.058	0.963	22	1:40.252	0.998	58	1:40.317	0.752	29	1:40.359	1.537	58	1:40.319	1.893
54	1:40.828	1.044	58	1:40.489	1.090	29	1:40.723	0.868	54	1:40.776	1.843	29	1:40.316	2.056
7	1:40.730	1.099	54	1:40.634	1.181	54	1:40.492	1.013	7	1:40.121	1.880	32	1:41.073	4.123
22	1:40.204	1.459	32	1:40.534	1.912	7	1:40.294	2.077	32	1:40.867	3.162	54	1:42.982	4.737
32	1:40.775	1.541	7	1:40.327	2.630	32	1:40.378	2.320	55	1:40.870	6.999	55	1:40.626	7.520
33	1:41.178	2.629	33	1:40.783	3.720	33	1:41.623	5.471	18	1:41.384	7.223	18	1:40.507	7.757
85	1:41.616	2.869	85	1:41.291	4.467	18	1:40.787	5.588	33	1:41.313	7.375	33	1:41.295	9.020
18	1:40.741	3.000	55	1:41.182	4.511	55	1:40.979	6.095	14	1:40.941	7.849	14	1:41.093	9.083
55	1:41.029	3.104	18	1:42.051	4.708	85	1:41.151	6.156	85	1:41.555	8.361	85	1:41.641	10.868
14	1:41.463	4.183	14	1:40.912	4.985	14	1:41.058	6.313	12	1:41.524	11.963	12	1:41.210	13.844
42	1:41.724	4.454	42	1:42.016	7.173	12	1:41.227	9.927	66	1:41.411	12.157	66	1:41.497	14.370
72	1:41.819	5.127	72	1:42.041	8.214	66	1:41.069	10.195	42	1:41.448	12.390	42	1:41.616	14.721
78	1:41.364	5.305	66	1:42.113	8.224	42	1:41.682	10.411	69	1:40.885	15.821	69	1:40.737	16.609
71	1:41.665	5.780	12	1:41.472	8.386	72	1:42.086	11.830	72	1:42.613	16.272	34	1:41.586	18.267
66	1:41.593	5.842	71	1:42.352	8.653	71	1:41.995	12.020	34	1:41.218	16.532	83	1:41.565	19.111
34	1:42.358	6.588	34	1:41.493	13.186	69	1:40.788	14.712	71	1:42.708	16.549	72	1:42.063	19.798
12	1:42.497	6.842	83	1:41.749	13.289	34	1:40.760	14.826	83	1:41.139	16.591	71	1:42.101	20.088
74	1:43.104	7.084	74	1:43.512	13.515	83	1:40.827	14.953	94	2:06.905	26.996	94	1:41.069	28.405
83	1:41.816	7.595	69	1:40.538	14.158	74	1:44.195	20.100	74	1:44.424	28.330	74	1:44.412	36.222
69	1:42.639	13.364												



# JuniorGP

## Finetwork FIM JuniorGP Ricardo Tormo


### Race 1

### Analysis by lap

Lapped ■

No	Lap Time	Gap	No	Lap Time	Gap	No	Lap Time	Gap	No	Lap Time	Gap	No	Lap Time	Gap
73	1:44.679	56.606	<b>Lap 13</b>			38	1:40.692	0.168	29	1:41.849	7.826			
<b>Lap 11</b>			95	1:40.633		80	1:40.915	0.290	54	1:41.226	8.936			
95	1:40.507		99	1:40.644	0.124	22	1:40.796	0.337	32	1:40.969	8.945			
99	1:40.474	0.098	80	1:40.629	0.232	7	1:40.744	0.485	55	1:40.861	9.278			
80	1:40.477	0.193	22	1:40.543	0.274	58	1:41.204	2.507	69	1:41.243	17.410			
38	1:40.376	0.304	38	1:40.676	0.365	29	1:41.847	5.727	14	1:41.868	17.584			
22	1:40.646	0.428	7	1:40.524	0.547	32	1:41.460	7.886	33	1:41.976	17.802			
7	1:40.266	1.328	58	1:40.746	1.771	54	1:41.405	7.997	12	1:41.088	18.052			
58	1:40.426	1.812	29	1:41.691	3.381	55	1:41.071	8.805	85	1:41.469	18.274			
29	1:40.539	2.088	32	1:41.694	6.394	33	1:41.877	15.026	34	1:41.899	26.641			
32	1:41.386	5.002	54	1:41.324	6.395	14	1:41.997	15.170	83	1:41.939	26.726			
54	1:41.143	5.373	55	1:40.808	7.988	69	1:40.535	16.926	66	1:44.930	27.004			
55	1:40.736	7.749	14	1:41.994	12.519	85	1:41.619	16.943	71	1:43.548	34.922			
14	1:41.584	10.160	33	1:42.065	12.651	12	1:40.879	17.423	72	1:43.609	35.009			
33	1:41.777	10.290	85	1:41.978	14.702	66	1:41.636	18.543	94	1:42.952	37.071			
85	1:41.705	12.066	12	1:41.422	16.389	83	1:41.833	24.110	74	1:44.196	1:02.414			
12	1:41.424	14.761	69	1:40.474	16.582	34	1:41.996	24.233	<b>Lap 18</b>					
66	1:41.720	15.583	66	1:41.304	17.204	71	1:42.634	29.616	38	1:40.531				
42	1:42.555	16.769	34	1:41.877	21.884	72	1:42.781	29.709	95	1:40.667	0.002			
69	1:40.870	16.972	83	1:41.541	21.935	94	1:41.974	32.471	7	1:40.372	0.046			
34	1:41.763	19.523	71	1:42.312	25.475	74	1:44.555	55.186	99	1:42.687	1.822			
83	1:41.594	20.198	72	1:42.531	25.558	73	1:43.936	1:12.484	58	1:42.099	5.398			
72	1:42.382	21.673	94	1:41.876	30.222	<b>Lap 16</b>			29	1:41.718	8.679			
71	1:42.310	21.891	74	1:44.693	47.606	95	1:40.556		54	1:40.991	9.062			
94	1:40.732	28.630	73	1:43.809	1:06.225	38	1:40.541	0.153	32	1:41.158	9.238			
74	1:44.276	39.991	<b>Lap 14</b>			99	1:40.674	0.169	55	1:41.062	9.475			
73	1:43.831	59.930	95	1:40.626		7	1:40.427	0.356	69	1:41.084	17.629			
<b>Lap 12</b>			80	1:40.752	0.486	80	1:40.752	0.486	14	1:41.192	17.911			
95	1:40.698		22	1:40.767	0.548	22	1:40.767	0.548	33	1:41.175	18.112			
99	1:40.713	0.113	58	1:41.456	3.407	58	1:41.456	3.407	12	1:41.194	18.381			
80	1:40.741	0.236	29	1:41.648	6.819	29	1:41.648	6.819	85	1:41.442	18.851			
38	1:40.716	0.322	54	1:41.111	8.552	54	1:41.111	8.552	34	1:42.367	28.143			
22	1:40.634	0.364	32	1:41.488	8.818	32	1:41.488	8.818	66	1:42.008	28.147			
7	1:40.026	0.656	55	1:41.010	9.259	55	1:41.010	9.259	83	1:42.388	28.249			
58	1:40.544	1.658	14	1:41.944	16.558	14	1:41.944	16.558	71	1:42.632	36.689			
29	1:40.933	2.323	33	1:42.198	16.668	33	1:42.198	16.668	72	1:44.535	38.679			
32	1:41.029	5.333	69	1:40.639	17.009	69	1:40.639	17.009	94	1:43.373	39.579			
54	1:41.029	5.704	85	1:41.260	17.647	85	1:41.260	17.647	74	1:44.039	1:05.588			
55	1:40.762	7.813	12	1:40.939	17.806	12	1:40.939	17.806						
14	1:41.696	11.158	66	1:44.929	22.916	66	1:44.929	22.916						
33	1:41.627	11.219	34	1:41.907	25.584	34	1:41.907	25.584						
85	1:41.989	13.357	83	1:42.075	25.629	83	1:42.075	25.629						
12	1:41.537	15.600	71	1:43.156	32.216	71	1:43.156	32.216						
66	1:41.648	16.533	72	1:43.089	32.242	72	1:43.089	32.242						
69	1:40.467	16.741	94	1:43.046	34.961	94	1:43.046	34.961						
42	1:41.600	17.671	74	1:44.430	59.060	74	1:44.430	59.060						
34	1:41.815	20.640	73	1:43.862	1:15.790	73	1:43.862	1:15.790						
83	1:41.527	21.027	<b>Lap 15</b>			<b>Lap 17</b>								
72	1:42.685	23.660	95	1:40.795		99	1:40.673							
71	1:42.603	23.796	99	1:40.789	0.051	95	1:41.042	0.200						
94	1:41.047	28.979				38	1:41.023	0.334						
74	1:44.253	43.546				80	1:40.742	0.386						
73	1:43.817	1:03.049				7	1:41.025	0.539						
						58	1:41.599	4.164						






**JuniorGP**  
Finetwork FIM JuniorGP Ricardo Tormo  
Race 1  
Sector Analysis

— Invalidated Lap   ■ Personal Best   ■ Session Best   B Crossing the pit lane


Lap	Time	Sector 1	Sector 2	Sector 3	Sector 4	T.Sp	Lap	Time	Sector 1	Sector 2	Sector 3	Sector 4	T.Sp		
<b>38</b>	<b>David SALVADOR</b>						ESP	13	1:40.524	23.514	26.357	23.255	27.398	229.6	
	LAGLISSE ACADEMY						HUSQVARNA	14	1:40.615	23.546	26.532	23.137	27.400	231.2	
1	1:46.876	29.303	26.979	23.204	27.390		15	1:40.744	23.623	26.494	23.203	27.424	227.4		
2	1:40.646	23.536	26.422	23.290	27.398	231.9	16	1:40.427	23.485	26.411	23.104	27.427	233.5		
3	1:40.457	23.524	26.486	23.056	27.391	228.9	17	1:41.025	23.347	26.728	23.621	27.329	232.7		
4	1:40.312	23.493	26.375	23.123	<b>27.321</b>	227.4	18	1:40.372	23.351	26.519	23.057	27.445	231.9		
5	1:40.262	23.358	26.416	23.122	27.366	225.9									
6	1:40.793	23.488	26.511	23.253	27.541	228.1									
7	1:40.372	23.546	26.342	<b>23.042</b>	27.442	230.4									
8	<b>1:40.259</b>	23.439	<b>26.326</b>	23.099	27.395	230.4									
9	1:40.419	23.559	26.357	23.102	27.401	227.4									
10	1:40.324	<b>23.357</b>	26.434	23.187	27.346	227.4									
11	1:40.376	23.446	26.494	23.071	27.365	230.4									
12	1:40.716	23.683	26.534	23.145	27.354	229.6									
13	1:40.676	23.582	26.435	23.318	27.341	230.4									
14	1:40.532	23.498	26.404	23.172	27.458	231.9									
15	1:40.692	23.574	26.448	23.187	27.483	230.4									
16	1:40.541	23.427	26.446	23.116	27.552	227.4									
17	1:41.023	23.662	26.715	23.221	27.425	225.1									
18	1:40.531	23.466	26.386	23.059	27.620	228.9									
<b>95</b>	<b>Collin VEIJER</b>						NLD	<b>99</b>	<b>José Antonio RUEDA</b>						ESP
	AGR TEAM						KTM		TEAM ESTRELLA GALICIA 0,0						HONDA
1	1:46.113	28.661	26.810	23.040	27.602		1	1:46.141	28.768	26.785	23.120	27.468			
2	1:40.754	23.541	26.704	23.050	27.459	220.8	2	1:40.833	23.699	26.525	23.229	27.380	221.5		
3	1:40.693	23.704	26.534	23.063	<b>27.392</b>	222.3	3	1:40.476	23.414	26.484	23.066	27.512	227.4		
4	1:40.292	<b>23.293</b>	26.467	23.008	27.524	228.1	4	1:40.466	23.551	26.482	23.087	<b>27.346</b>	222.3		
5	1:40.330	23.312	26.554	22.951	27.513	223.0	5	1:40.424	23.497	26.417	23.125	27.385	225.9		
6	1:40.649	23.474	26.575	22.999	27.601	222.3	6	1:40.556	23.467	26.490	23.171	27.428	227.4		
7	<b>1:40.249</b>	23.428	26.433	<b>22.940</b>	27.448	222.3	7	1:40.512	23.556	<b>26.332</b>	23.203	27.421	225.9		
8	1:40.392	23.362	26.467	22.990	27.573	222.3	8	<b>1:40.201</b>	23.411	26.360	<b>23.011</b>	27.419	225.1		
9	1:40.419	23.450	<b>26.424</b>	22.987	27.558	221.5	9	1:40.379	23.443	26.434	23.055	27.447	227.4		
10	1:40.394	23.334	26.489	23.029	27.542	223.7	10	1:40.428	23.507	26.340	23.134	27.447	228.1		
11	1:40.507	23.364	26.470	23.078	27.595	222.3	11	1:40.474	23.461	26.389	23.069	27.555	228.9		
12	1:40.698	23.563	26.536	23.116	27.483	223.0	12	1:40.713	23.700	26.544	23.076	27.393	228.9		
13	1:40.633	23.506	26.548	23.040	27.539	222.3	13	1:40.644	23.505	26.521	23.120	27.498	227.4		
14	1:40.626	23.416	26.559	23.051	27.600	222.3	14	1:40.559	23.412	26.532	23.130	27.485	228.1		
15	1:40.795	23.552	26.540	23.078	27.625	220.8	15	1:40.789	23.581	26.502	23.206	27.500	225.9		
16	1:40.556	23.404	26.554	23.080	27.518	224.4	16	1:40.674	23.626	26.447	23.129	27.472	225.9		
17	1:41.042	23.412	26.888	23.177	27.565	223.7	17	1:40.673	23.408	26.605	23.096	27.564	223.7		
18	1:40.667	23.304	26.581	23.073	27.709	228.9	18	1:42.687	<b>23.340</b>	26.509	23.117	29.721	225.1		
<b>58</b>	<b>Luca LUNETTA</b>						ITA	<b>58</b>	<b>Luca LUNETTA</b>						ITA
	AC RACING TEAM						HUSQVARNA		AC RACING TEAM						HUSQVARNA
1	1:46.772	29.260	26.864	23.169	27.479		1	1:46.772	29.260	26.864	23.169	27.479			
2	1:41.058	23.774	26.652	23.109	27.523	230.4	2	1:41.058	23.774	26.652	23.109	27.523	230.4		
3	1:40.623	23.588	26.557	23.036	27.442	225.9	3	1:40.623	23.588	26.557	23.036	27.442	225.9		
4	1:40.489	23.398	26.495	23.049	27.547	226.6	4	1:40.489	23.398	26.495	23.049	27.547	226.6		
5	1:40.324	23.387	<b>26.489</b>	23.029	27.419	231.2	5	1:40.324	23.387	<b>26.489</b>	23.029	27.419	231.2		
6	<b>1:40.317</b>	23.430	26.516	22.952	27.419	227.4	6	<b>1:40.317</b>	23.430	26.516	22.952	27.419	227.4		
7	1:40.458	23.580	26.552	22.961	<b>27.365</b>	229.6	7	1:40.458	23.580	26.552	22.961	<b>27.365</b>	229.6		
8	1:40.626	23.412	26.516	23.047	27.651	225.9	8	1:40.626	23.412	26.516	23.047	27.651	225.9		
9	1:41.192	23.511	26.527	23.167	27.987	222.3	9	1:41.192	23.511	26.527	23.167	27.987	222.3		
10	1:40.319	23.447	26.507	22.993	27.372	225.9	10	1:40.319	23.447	26.507	22.993	27.372	225.9		
11	1:40.426	<b>23.342</b>	26.559	23.082	27.443	225.9	11	1:40.426	<b>23.342</b>	26.559	23.082	27.443	225.9		
12	1:40.544	23.440	26.583	23.012	27.509	223.7	12	1:40.544	23.440	26.583	23.012	27.509	223.7		
13	1:40.746	23.479	26.531	<b>22.945</b>	27.791	222.3	13	1:40.746	23.479	26.531	<b>22.945</b>	27.791	222.3		
14	1:40.953	23.643	26.680	23.037	27.593	222.3	14	1:40.953	23.643	26.680	23.037	27.593	222.3		
15	1:41.204	23.554	26.782	23.128	27.740	222.3	15	1:41.204	23.554	26.782	23.128	27.740	222.3		
16	1:41.456	23.712	26.770	23.140	27.834	220.8	16	1:41.456	23.712	26.770	23.140	27.834	220.8		
17	1:41.599	23.652	26.853	23.212	27.882	223.0	17	1:41.599	23.652	26.853	23.212	27.882	223.0		
18	1:42.099	23.798	26.979	23.336	27.986	221.5	18	1:42.099	23.798	26.979	23.336	27.986	221.5		
<b>29</b>	<b>Harrison VOIGHT</b>						AUS	<b>29</b>	<b>Harrison VOIGHT</b>						AUS
	SIC 58.						HONDA		SIC 58.						HONDA
1	1:46.409	29.112	26.734	23.168	27.395		1	1:46.409	29.112	26.734	23.168	27.395			
2	1:40.930	23.721	26.458	23.350	27.401	229.6	2	1:40.930	23.721	26.458	23.350	27.401	229.6		
3	1:40.415	23.370	26.612	<b>23.007</b>	27.426	230.4	3	1:40.415	23.370	26.612	<b>23.007</b>	27.426	230.4		
4	1:40.666	23.599	26.417	23.314	<b>27.336</b>	225.1	4	1:40.666	23.599	26.417	23.314	<b>27.336</b>	225.1		
5	1:40.556	23.418	26.436	23.248	27.454	227.4	5	1:40.556	23.418	26.436	23.248	27.454	227.4		
6	1:40.723	23.483	26.463	23.331	27.446	224.4	6	1:40.723	23.483	26.463	23.331	27.446	224.4		
<b>7</b>	<b>Filippo FARIOLI</b>						ITA								
	ASPAR JUNIOR TEAM						GAS GAS								
1	1:47.236	29.932	27.085	23.043	<b>27.176</b>										
2	1:40.730	23.711	26.576	<b>22.996</b>	27.447	231.9									
3	1:42.189	23.306	26.479	25.040	27.364	231.9									
4	1:40.327	23.407	26.493	23.084	27.343	226.6									
5	1:40.132	23.266	<b>26.277</b>	23.087	27.502	225.9									
6	1:40.294	23.292	26.457	23.065	27.480	223.7									
7	1:40.323	23.418	26.465	23.011	27.429	225.1									
8	1:40.121	23.237	26.388	23.090	27.406	226.6									
9	1:40.429	23.266	26.325	23.133	27.705	229.6									
10	1:40.073	<b>23.213</b>	26.401	23.047	27.412	225.9									
11	1:40.266	23.342	26.406	23.105	27.413	225.1									
12	<b>1:40.026</b>	23.336	26.431	23.019	27.240	225.1									



**JuniorGP**  
Finetwork FIM JuniorGP Ricardo Tormo  
Race 1  
Sector Analysis

— Invalidated Lap    ■ Personal Best    ■ Session Best    B Crossing the pit lane

Lap	Time	Sector 1	Sector 2	Sector 3	Sector 4	T.Sp	Lap	Time	Sector 1	Sector 2	Sector 3	Sector 4	T.Sp
7	1:40.951	23.498	26.655	23.251	27.547	229.6	1	1:48.942	30.220	27.763	23.230	27.729	
8	1:40.359	<b>23.328</b>	26.477	23.160	27.394	228.1	2	1:41.029	<b>23.325</b>	26.667	23.448	27.589	228.1
9	1:41.016	23.404	<b>26.408</b>	23.422	27.782	223.0	3	1:41.210	23.555	26.561	23.532	27.562	233.5
10	<b>1:40.316</b>	23.465	26.420	23.093	27.338	222.3	4	1:41.182	23.464	26.639	23.393	27.686	230.4
11	1:40.539	23.409	26.492	23.143	27.495	228.1	5	1:41.584	23.826	26.712	23.406	27.640	226.6
12	1:40.933	23.404	26.613	23.347	27.569	226.6	6	1:40.979	23.545	26.547	23.345	27.542	228.9
13	1:41.691	23.614	26.710	23.493	27.874	222.3	7	1:40.675	23.442	<b>26.474</b>	23.306	<b>27.453</b>	226.6
14	1:41.920	23.856	26.869	23.420	27.775	220.8	8	1:40.870	23.378	26.495	23.333	27.664	234.3
15	1:41.847	23.760	26.826	23.406	27.855	218.7	9	1:40.708	23.486	26.583	<b>23.059</b>	27.580	225.1
16	1:41.648	23.715	26.753	23.430	27.750	220.1	10	<b>1:40.626</b>	23.442	26.492	23.094	27.598	225.1
17	1:41.849	23.652	26.704	23.572	27.921	221.5	11	1:40.736	23.447	26.572	23.165	27.552	225.9
18	1:41.718	23.707	26.691	23.432	27.888	220.8	12	1:40.762	23.429	26.584	23.096	27.653	224.4
<b>54</b> Alberto FERRÁNDEZ ESP							13 1:40.808 23.465 26.627 23.065 27.651 225.1						
FINETWORK MIR RACING TEAM KTM							14 1:41.167 23.496 26.740 23.251 27.680 225.1						
1	1:47.083	29.462	26.959	23.207	27.455		15 1:41.071 23.561 26.675 23.164 27.671 223.0						
2	1:40.828	23.713	26.516	23.042	27.557	226.6	16 1:41.010 23.595 26.499 23.312 27.604 224.4						
3	1:40.488	23.665	26.521	23.028	<b>27.274</b>	227.4	17 1:40.861 23.514 26.554 23.194 27.599 228.9						
4	1:40.634	23.536	26.509	23.179	27.410	224.4	18 1:41.062 23.386 26.691 23.374 27.611 229.6						
5	<b>1:40.319</b>	23.511	26.405	<b>22.963</b>	27.440	228.1	<b>69</b> Marcos RUDA ESP						
6	1:40.492	<b>23.425</b>	26.530	23.033	27.504	227.4	FINETWORK MIR RACING TEAM KTM						
7	1:40.695	23.469	26.608	23.207	27.411	228.1	1	1:57.592	30.010	36.032	23.807	27.743	
8	1:40.776	23.682	<b>26.387</b>	23.174	27.533	222.3	2	1:42.639	23.387	26.764	25.047	27.441	222.3
9	1:40.725	23.466	26.473	23.093	27.693	223.7	3	1:41.241	23.383	26.643	23.229	27.986	223.0
10	1:42.982	23.541	26.424	25.344	27.673	222.3	4	1:40.538	23.302	26.618	23.144	27.474	223.7
11	1:41.143	23.567	26.601	23.227	27.748	220.8	5	1:40.745	<b>23.264</b>	26.661	23.256	27.564	222.3
12	1:41.029	23.583	26.669	23.190	27.587	220.8	6	1:40.788	23.387	26.633	23.212	27.556	223.0
13	1:41.324	23.505	26.529	23.499	27.791	221.5	7	1:40.865	23.565	26.685	<b>23.102</b>	27.513	223.7
14	1:41.618	23.901	26.674	23.249	27.794	218.7	8	1:40.885	23.354	26.576	23.290	27.665	223.7
15	1:41.405	23.535	26.763	23.344	27.763	222.3	9	1:40.864	23.393	26.704	23.156	27.611	223.7
16	1:41.111	23.538	26.652	23.223	27.698	225.1	10	1:40.737	23.366	26.598	23.220	27.553	224.4
17	1:41.226	23.561	26.648	23.257	27.760	220.1	11	1:40.870	23.400	26.634	23.211	27.625	223.7
18	1:40.991	23.501	26.624	23.193	27.673	220.1	12	<b>1:40.467</b>	23.323	26.569	23.204	<b>27.371</b>	227.4
<b>32</b> Danial SHAHRIL MY							13 1:40.474 23.296 26.576 23.129 27.473 226.6						
ASIA TALENT TEAM HONDA							14 1:41.230 23.608 26.755 23.233 27.634 228.1						
1	1:47.633	29.588	27.202	23.378	27.465		15 1:40.535 23.313 26.544 23.140 27.538 224.4						
2	1:40.775	23.395	26.596	23.165	27.619	226.6	16 1:40.639 23.392 <b>26.542</b> 23.152 27.553 225.1						
3	1:40.822	23.425	26.575	23.209	27.613	234.3	17 1:41.243 23.546 26.699 23.249 27.749 227.4						
4	1:40.534	23.391	26.528	23.208	<b>27.407</b>	224.4	18 1:41.084 23.365 26.648 23.299 27.772 225.1						
5	1:41.009	23.436	26.531	23.476	27.566	223.0	<b>14</b> Cormac BUCHANAN NZL						
6	<b>1:40.378</b>	<b>23.326</b>	26.502	<b>23.140</b>	27.410	224.4	AGR TEAM KTM						
7	1:40.616	23.392	26.498	23.217	27.509	225.9	1	1:49.587	30.368	28.106	23.520	27.593	
8	1:40.867	23.415	<b>26.477</b>	23.174	27.801	223.0	2	1:41.463	23.739	26.638	23.357	27.729	223.7
9	1:40.701	23.405	26.481	23.173	27.642	222.3	3	<b>1:40.875</b>	23.563	26.477	23.268	<b>27.567</b>	221.5
10	1:41.073	23.428	26.690	23.239	27.716	223.0	4	1:40.912	23.610	<b>26.384</b>	23.315	27.603	220.8
11	1:41.386	23.606	26.664	23.346	27.770	220.1	5	1:41.249	23.519	26.642	23.408	27.680	224.4
12	1:41.029	23.523	26.583	23.317	27.606	220.1	6	1:41.058	23.567	26.480	23.384	27.627	226.6
13	1:41.694	23.495	26.881	23.394	27.924	220.1	7	1:41.236	23.681	26.648	23.277	27.630	224.4
14	1:41.453	23.742	26.659	23.266	27.786	219.4	8	1:40.941	23.579	26.413	<b>23.216</b>	27.733	227.4
15	1:41.460	23.641	26.699	23.369	27.751	220.1	9	1:40.954	23.582	26.522	23.270	27.580	223.0
16	1:41.488	23.805	26.581	23.376	27.726	220.8	10	1:41.093	<b>23.507</b>	26.551	23.391	27.644	223.0
17	1:40.969	23.554	26.577	23.325	27.513	226.6	11	1:41.584	23.673	26.728	23.353	27.830	227.4
18	1:41.158	23.405	26.812	23.422	27.519	220.8	12	1:41.696	23.660	26.707	23.504	27.825	220.1
<b>55</b> Noah DETTWILER CHE							13 1:41.994 23.799 26.787 23.500 27.908 218.7						
CUNA DE CAMPEONES KTM							14 1:42.075 23.778 26.729 23.587 27.981 218.7						
							15 1:41.997 23.776 26.813 23.404 28.004 218.0						



**JuniorGP**  
Finetwork FIM JuniorGP Ricardo Tormo  
Race 1  
Sector Analysis

— Invalidated Lap    ■ Personal Best    ■ Session Best    B Crossing the pit lane

Lap	Time	Sector 1	Sector 2	Sector 3	Sector 4	T.Sp
16	1:41.944	23.681	26.922	23.465	27.876	223.0
17	1:41.868	23.672	26.893	23.542	27.761	220.1
18	1:41.192	23.524	26.557	23.368	27.743	225.1

33 <b>Tatchakorn BUASRI</b> THA						
HONDA RACING THAILAND HONDA						
Lap	Time	Sector 1	Sector 2	Sector 3	Sector 4	T.Sp
1	1:48.318	29.855	27.327	23.439	27.697	
2	1:41.178	23.619	26.620	23.389	27.550	227.4
3	1:41.293	23.454	26.713	23.653	27.473	225.1
4	1:40.783	23.355	26.614	23.313	27.501	228.9
5	1:41.107	23.514	26.682	23.291	27.620	224.4
6	1:41.623	23.629	26.689	23.411	27.894	223.0
7	1:41.232	23.678	26.612	23.289	27.653	220.8
8	1:41.313	23.650	26.535	23.302	27.826	225.1
9	1:41.163	23.570	26.640	23.263	27.690	224.4
10	1:41.295	23.520	26.691	23.289	27.795	227.4
11	1:41.777	23.572	26.771	23.581	27.853	225.9
12	1:41.627	23.794	26.720	23.476	27.637	223.7
13	1:42.065	23.613	26.903	23.708	27.841	226.6
14	1:41.919	23.920	26.714	23.505	27.780	221.5
15	1:41.877	23.634	26.769	23.485	27.989	221.5
16	1:42.198	23.695	26.965	23.430	28.108	223.0
17	1:41.976	23.802	27.019	23.444	27.711	226.6
18	1:41.175	23.532	26.708	23.309	27.626	225.9

12 <b>Jacob ROULSTONE</b> AUS						
ASPAR JUNIOR TEAM GAS GAS						
Lap	Time	Sector 1	Sector 2	Sector 3	Sector 4	T.Sp
1	1:51.212	31.290	27.915	24.062	27.945	
2	1:42.497	23.897	27.105	23.822	27.673	233.5
3	1:41.057	23.507	26.642	23.354	27.554	228.1
4	1:41.472	23.493	26.779	23.412	27.788	225.9
5	1:41.293	23.875	26.677	23.233	27.508	228.1
6	1:41.227	23.523	26.742	23.271	27.691	222.3
7	1:41.153	23.487	26.746	23.226	27.694	221.5
8	1:41.524	23.683	26.776	23.277	27.788	220.8
9	1:41.484	23.567	26.802	23.238	27.877	221.5
10	1:41.210	23.547	26.661	23.254	27.748	222.3
11	1:41.424	23.525	26.803	23.316	27.780	222.3
12	1:41.537	23.604	26.898	23.260	27.775	221.5
13	1:41.422	23.639	26.699	23.323	27.761	221.5
14	1:41.576	23.907	26.839	23.250	27.580	221.5
15	1:40.879	23.398	26.602	23.210	27.669	228.1
16	1:40.939	23.443	26.657	23.226	27.613	225.9
17	1:41.088	23.514	26.736	23.235	27.603	230.4
18	1:41.194	23.529	26.524	23.452	27.689	229.6


34 <b>Arbi ADITAMA</b> IDN						
ASTRA HONDA RACING TEAM HONDA						
Lap	Time	Sector 1	Sector 2	Sector 3	Sector 4	T.Sp
1	1:51.097	30.684	28.331	24.022	28.060	
2	1:42.358	23.854	27.015	23.789	27.700	225.1
3	1:46.090	23.514	26.597	26.381	29.598	224.4
4	1:41.493	23.533	26.653	23.465	27.842	228.1
5	1:41.859	23.660	26.796	23.368	28.035	222.3
6	1:40.760	23.400	26.602	23.242	27.516	229.6
7	1:41.129	23.619	26.719	23.242	27.549	228.9
8	1:41.218	23.409	26.591	23.417	27.801	225.1
9	1:40.962	23.499	26.606	23.268	27.589	223.7

Lap	Time	Sector 1	Sector 2	Sector 3	Sector 4	T.Sp
10	1:41.586	23.647	26.709	23.357	27.873	225.9
11	1:41.763	23.729	26.750	23.430	27.854	223.7
12	1:41.815	23.747	26.736	23.342	27.990	222.3
13	1:41.877	23.661	26.803	23.458	27.955	220.1
14	1:41.774	23.636	26.801	23.455	27.882	222.3
15	1:41.996	23.616	26.810	23.413	28.157	220.8
16	1:41.907	23.627	26.847	23.602	27.831	225.1
17	1:41.899	23.524	26.841	23.470	28.064	223.7
18	1:42.367	23.628	26.853	23.484	28.402	223.7

66 <b>Phillip TONN</b> GER						
LIQUI MOLY INTACT GP JUNIOR TEAM KTM						
Lap	Time	Sector 1	Sector 2	Sector 3	Sector 4	T.Sp
1	1:51.116	31.937	27.481	23.679	28.019	
2	1:41.593	23.747	26.993	23.248	27.605	231.2
3	1:41.254	23.540	26.622	23.340	27.752	225.9
4	1:42.113	23.933	26.862	23.453	27.865	219.4
5	1:41.881	24.209	26.880	23.237	27.555	218.7
6	1:41.069	23.599	26.545	23.255	27.670	222.3
7	1:41.192	23.579	26.678	23.248	27.687	220.8
8	1:41.411	23.708	26.663	23.301	27.739	220.8
9	1:41.529	23.572	26.761	23.377	27.819	222.3
10	1:41.497	23.602	26.735	23.336	27.824	221.5
11	1:41.720	23.690	26.699	23.391	27.940	219.4
12	1:41.648	23.633	26.810	23.363	27.842	219.4
13	1:41.304	23.827	26.598	23.205	27.674	218.0
14	1:41.124	23.507	26.587	23.301	27.729	220.1
15	1:41.636	23.616	26.705	23.363	27.952	221.5
16	1:44.929	23.862	27.116	25.729	28.222	218.7
17	1:44.930	23.933	27.241	25.769	27.987	216.7
18	1:42.008	23.618	26.866	23.410	28.114	223.0

83 <b>Álvaro CARPE RUIZ</b> ESP						
STV - MT HEMLETS - MSI KTM						
Lap	Time	Sector 1	Sector 2	Sector 3	Sector 4	T.Sp
1	1:52.646	32.729	28.301	23.731	27.885	
2	1:41.816	23.604	27.054	23.524	27.634	223.0
3	1:44.930	23.626	26.824	25.518	28.962	224.4
4	1:41.749	23.847	26.762	23.427	27.713	221.5
5	1:41.816	23.672	26.840	23.408	27.896	227.4
6	1:40.827	23.441	26.631	23.278	27.477	231.9
7	1:41.140	23.585	26.715	23.373	27.467	229.6
8	1:41.139	23.453	26.725	23.403	27.558	228.1
9	1:41.768	23.661	26.778	23.482	27.847	225.1
10	1:41.565	23.561	26.767	23.400	27.837	224.4
11	1:41.594	23.594	26.856	23.431	27.713	223.7
12	1:41.527	23.640	26.776	23.368	27.743	221.5
13	1:41.541	23.592	26.859	23.443	27.647	223.0
14	1:41.763	23.692	26.884	23.437	27.750	223.0
15	1:41.833	23.741	26.880	23.417	27.795	223.7
16	1:42.075	23.870	26.867	23.603	27.735	220.1
17	1:41.939	23.650	26.901	23.442	27.946	225.1
18	1:42.388	23.688	26.835	23.512	28.353	225.9

71 <b>Torin COLLINS</b> CAN						
AGR TEAM KTM						
Lap	Time	Sector 1	Sector 2	Sector 3	Sector 4	T.Sp
1	1:50.982	30.582	28.316	24.036	28.048	
2	1:41.665	23.673	26.907	23.329	27.756	232.7
3	1:41.506	23.758	26.878	23.283	27.587	228.1




**JuniorGP**  
Finetwork FIM JuniorGP Ricardo Tormo  
Race 1  
Sector Analysis

— Invalidated Lap    ■ Personal Best    ■ Session Best    B Crossing the pit lane

Lap	Time	Sector 1	Sector 2	Sector 3	Sector 4	T.Sp	Lap	Time	Sector 1	Sector 2	Sector 3	Sector 4	T.Sp	
4	1:42.352	23.878	27.185	23.426	27.863	231.9	<b>85</b> <b>Xabi ZURUTUZA</b> ESP ANGELUSS MTA TEAM KTM	1	1:48.120	29.695	27.405	23.358	27.662	
5	1:42.351	23.955	27.038	23.363	27.995	229.6		2	1:41.616	23.642	26.743	23.569	27.662	223.7
6	1:41.995	23.693	<b>26.777</b>	23.434	28.091	227.4		3	1:41.292	23.610	26.615	23.548	<b>27.519</b>	224.4
7	1:42.462	23.764	26.999	23.620	28.079	227.4		4	1:41.291	<b>23.492</b>	26.678	23.301	27.820	225.1
8	1:42.708	24.050	26.990	23.651	28.017	226.6		5	1:41.517	23.607	26.785	23.489	27.636	223.0
9	1:42.251	23.846	26.915	23.580	27.910	227.4		6	<b>1:41.151</b>	23.548	<b>26.571</b>	23.315	27.717	225.1
10	1:42.101	23.671	26.869	23.514	28.047	231.9		7	1:41.291	23.725	26.599	23.299	27.668	220.1
11	1:42.310	23.651	26.986	23.663	28.010	228.1		8	1:41.555	23.758	26.776	23.310	27.711	223.0
12	1:42.603	23.862	26.969	23.717	28.055	228.1		9	1:41.679	23.734	26.796	23.389	27.760	224.4
13	1:42.312	23.681	26.933	23.528	28.170	228.9		10	1:41.641	23.677	26.713	23.389	27.862	220.8
14	1:42.928	24.221	26.969	23.672	28.066	223.7		11	1:41.705	23.690	26.734	23.418	27.863	221.5
15	1:42.634	23.781	27.090	23.567	28.196	225.9		12	1:41.989	23.660	26.815	23.606	27.908	220.8
16	1:43.156	24.187	27.068	23.702	28.199	223.7		13	1:41.978	23.651	27.017	23.481	27.829	220.8
17	1:43.548	24.522	27.203	23.598	28.225	225.1		14	1:42.043	23.815	26.807	23.507	27.914	218.0
18	1:42.632	<b>23.568</b>	27.034	23.651	28.379	226.6		15	1:41.619	23.667	26.810	23.370	27.772	218.7
								16	1:41.260	23.710	26.645	<b>23.272</b>	27.633	222.3
								17	1:41.469	23.889	26.607	23.369	27.604	223.7
								18	1:41.442	23.563	26.679	23.517	27.683	228.9
<b>72</b> <b>Kanta HAMADA</b> JPN FAU55 TEY RACING KTM	1	1:50.175	30.432	28.138	23.701	27.904	<b>74</b> <b>Alex GOURDON</b> FRA LEOPARD IMPALA JUNIOR HONDA	1	1:50.847	30.332	28.419	23.934	28.162	
2	<b>1:41.819</b>	<b>23.629</b>	26.891	23.395	27.904	230.4		2	<b>1:43.104</b>	23.935	27.376	<b>23.767</b>	28.026	225.9
3	1:42.031	23.686	26.932	23.449	27.964	228.1		3	1:43.904	23.880	<b>27.200</b>	23.777	29.047	223.0
4	1:42.041	23.740	26.877	23.487	27.937	229.6		4	1:43.512	24.143	27.384	23.980	<b>28.005</b>	218.0
5	1:42.509	24.217	27.051	<b>23.380</b>	<b>27.861</b>	223.0		5	1:43.369	<b>23.807</b>	27.299	23.888	28.375	223.7
6	1:42.086	23.704	26.870	23.465	28.047	229.6		6	1:44.195	24.136	27.437	24.006	28.616	217.4
7	1:42.470	23.786	27.063	23.575	28.046	225.9		7	1:44.447	24.287	27.623	24.087	28.450	216.0
8	1:42.613	24.015	27.058	23.646	27.894	225.1		8	1:44.424	24.299	27.629	23.962	28.534	216.0
9	1:42.276	23.868	<b>26.831</b>	23.632	27.945	229.6		9	1:44.293	24.245	27.515	23.997	28.536	219.4
10	1:42.063	23.708	26.900	23.547	27.908	233.5		10	1:44.412	24.307	27.355	24.076	28.674	217.4
11	1:42.382	23.787	26.957	23.600	28.038	229.6		11	1:44.276	24.328	27.454	24.080	28.414	216.0
12	1:42.685	23.897	27.041	23.653	28.094	227.4		12	1:44.253	24.191	27.389	24.081	28.592	218.0
13	1:42.531	23.969	26.935	23.566	28.061	225.1		13	1:44.693	24.302	27.386	24.242	28.763	214.0
14	1:42.791	23.884	27.066	23.656	28.185	229.6		14	1:44.446	24.293	27.502	24.068	28.583	216.0
15	1:42.781	24.073	26.938	23.735	28.035	224.4		15	1:44.555	24.241	27.500	24.131	28.683	214.7
16	1:43.089	23.794	27.186	23.751	28.358	232.7		16	1:44.430	24.304	27.556	24.060	28.510	216.0
17	1:43.609	24.246	27.249	23.875	28.239	227.4		17	1:44.196	24.205	27.355	24.123	28.513	217.4
18	1:44.535	25.406	27.041	23.706	28.382	226.6		18	1:44.039	24.051	27.384	24.005	28.599	218.0
<b>94</b> <b>Facundo LLAMBIAS</b> URY TEAM ESTRELLA GALICIA 0,0 HONDA	1	1:46.654	29.307	26.906	23.153	27.288	<b>80</b> <b>David ALONSO</b> COL ASPAR JUNIOR TEAM GAS GAS	1	1:46.299	28.978	26.713	23.158	27.450	
2	1:40.718	23.593	26.451	23.338	27.336	231.2		2	1:40.954	23.688	26.538	23.321	27.407	228.1
3	1:40.684	23.564	26.674	23.126	27.320	229.6		3	1:40.566	23.566	26.593	<b>23.047</b>	27.360	227.4
4	1:40.540	23.508	26.363	23.272	27.397	231.9		4	1:40.246	23.377	26.456	23.113	<b>27.300</b>	228.1
5	<b>1:40.072</b>	<b>23.368</b>	26.388	23.079	<b>27.237</b>	228.1		5	1:40.378	23.488	26.419	23.119	27.352	228.9
6	1:40.390	23.471	26.454	<b>23.066</b>	27.399	230.4		6	1:40.801	23.478	26.525	23.225	27.573	231.2
7	1:40.505	23.517	<b>26.307</b>	23.076	27.605	227.4		7	1:40.379	23.482	<b>26.329</b>	23.098	27.470	230.4
8	2:06.905	47.811	27.943	23.288	27.863	228.1		8	<b>1:40.175</b>	23.407	26.345	23.080	27.343	231.2
9	1:41.153	23.633	26.604	23.267	27.649	220.8		9	1:40.273	23.387	26.463	23.086	27.337	228.9
10	1:41.069	23.556	26.635	23.177	27.701	222.3		10	1:40.437	23.328	26.519	23.209	27.381	231.2
11	1:40.732	23.638	26.430	23.171	27.493	221.5		11	1:40.477	23.514	26.332	23.149	27.482	231.9
12	1:41.047	23.683	26.575	23.222	27.567	220.8		12	1:40.741	23.606	26.622	23.139	27.374	228.9
13	1:41.876	23.667	26.545	23.314	28.350	221.5								
14	1:41.696	23.641	26.724	23.368	27.963	219.4								
15	1:41.974	23.718	26.793	23.373	28.090	220.1								
16	1:43.046	23.964	27.084	23.836	28.162	220.1								
17	1:42.952	24.167	26.917	23.748	28.120	221.5								
18	1:43.373	23.824	26.759	24.094	28.696	220.8								





**JuniorGP**  
Finetwork FIM JuniorGP Ricardo Tormo  
Race 1  
Sector Analysis

— Invalidated Lap   ■ Personal Best   ■ Session Best   B Crossing the pit lane

Lap	Time	Sector 1	Sector 2	Sector 3	Sector 4	T.Spd	Lap	Time	Sector 1	Sector 2	Sector 3	Sector 4	T.Spd	
13	1:40.629	23.521	26.491	23.158	27.459	230.4	12	1:41.600	23.813	26.644	23.402	27.741	215.3	
14	1:40.564	23.480	26.462	23.162	27.460	231.2	<b>18</b> <b>Ángel PIQUERAS</b> ESP TEAM ESTRELLA GALICIA 0,0 HONDA							
15	1:40.915	23.771	26.416	23.250	27.478	225.9								
16	1:40.752	23.762	26.425	23.211	27.354	229.6								
17	1:40.742	23.468	26.523	23.126	27.625	235.1								
<b>22</b> <b>David ALMANSA</b> ESP FINETWORK MIR RACING TEAM KTM	1	1:48.122	30.124	27.468	23.148	27.382		1	1:49.126	30.606	27.749	23.229	27.542	
2	1:40.204	<b>23.278</b>	26.380	23.120	27.426	226.6		2	1:40.741	23.409	26.542	<b>23.126</b>	27.664	230.4
3	1:40.272	23.392	26.430	23.190	27.260	232.7		3	1:40.642	<b>23.204</b>	26.702	23.402	<b>27.334</b>	231.2
4	1:40.252	23.455	26.458	<b>23.012</b>	27.327	230.4		4	1:42.051	23.226	<b>26.464</b>	24.961	27.400	228.9
5	1:40.202	23.336	26.392	23.073	27.401	228.1		5	1:41.072	23.480	26.734	23.228	27.630	231.2
6	1:40.364	23.300	26.433	23.130	27.501	230.4		6	1:40.787	23.379	26.647	23.152	27.609	225.1
7	1:40.362	23.575	26.428	23.033	27.326	234.3		7	1:40.892	23.262	26.670	23.263	27.697	230.4
8	1:40.295	23.499	<b>26.286</b>	23.181	27.329	231.9	8	1:41.384	23.453	26.638	23.484	27.809	224.4	
9	<b>1:40.091</b>	23.333	26.329	23.141	27.288	231.2	9	1:40.840	23.472	26.538	23.214	27.616	226.6	
10	1:40.410	23.452	26.396	23.211	27.351	231.9	10	<b>1:40.507</b>	23.362	26.477	23.167	27.501	226.6	
11	1:40.646	23.473	26.710	23.162	27.301	233.5	<b>78</b> <b>Jakob ROSENTHALER</b> AUT LIQUI MOLY INTACT GP JUNIOR TEA KTM							
12	1:40.634	23.730	26.514	23.166	<b>27.224</b>	230.4		1	1:50.808	31.166	27.782	23.862	27.998	
13	1:40.543	23.662	26.372	23.144	27.365	229.6		2	<b>1:41.364</b>	<b>23.524</b>	<b>26.786</b>	<b>23.320</b>	<b>27.734</b>	225.1
14	1:40.688	23.687	26.556	23.104	27.341	231.9								
15	1:40.796	23.686	26.506	23.162	27.442	231.2								
16	1:40.767	23.459	26.494	23.303	27.511	231.2								
<b>73</b> <b>Alessio MATTEI</b> ITA ANGELUSS MTA TEAM KTM	1	2:09.378	47.995	28.626	24.264	28.493								
2	1:44.055	24.315	27.516	23.921	28.303	210.1								
3	1:44.650	24.089	27.379	23.884	29.298	210.1								
4	<b>1:43.716</b>	24.164	27.437	23.821	<b>28.294</b>	210.1								
5	1:43.838	24.067	27.376	23.975	28.420	208.8								
6	1:44.363	24.023	27.677	24.039	28.624	210.1								
7	1:44.054	24.142	27.382	24.060	28.470	210.1								
8	1:44.094	24.072	27.442	23.898	28.682	212.7								
9	1:44.064	<b>23.986</b>	27.472	23.823	28.783	210.7								
10	1:44.679	24.100	27.425	23.826	29.328	212.0								
11	1:43.831	24.078	27.400	23.834	28.519	212.0								
12	1:43.817	24.130	27.500	23.833	28.354	209.5								
13	1:43.809	24.029	27.458	23.833	28.489	212.7								
14	1:43.744	24.153	<b>27.296</b>	23.874	28.421	211.4								
15	1:43.936	24.162	27.462	<b>23.807</b>	28.505	211.4								
16	1:43.862	24.012	27.428	23.988	28.434	210.7								
<b>42</b> <b>Soma GÖRBE</b> HUN ARTBOX HONDA	1	1:49.597	30.426	27.920	23.500	27.751								
2	1:41.724	23.888	26.658	23.404	27.774	223.0								
3	1:41.688	23.700	26.683	23.402	27.903	220.8								
4	1:42.016	23.773	26.827	23.423	27.993	217.4								
5	1:42.535	23.842	26.964	23.497	28.232	216.0								
6	1:41.682	23.810	26.692	23.458	<b>27.722</b>	217.4								
7	<b>1:41.172</b>	<b>23.574</b>	26.599	<b>23.269</b>	27.730	220.8								
8	1:41.448	23.775	<b>26.543</b>	23.306	27.824	221.5								
9	1:41.528	23.696	26.617	23.314	27.901	222.3								
10	1:41.616	23.795	26.604	23.374	27.843	220.8								
11	1:42.555	23.785	26.690	23.350	28.730	218.7								